



HIV AND AIDS DATA HUB FOR ASIA-PACIFIC

**EVIDENCE
TO ACTION**

HIV and AIDS

Data Hub for Asia-Pacific

Review in slides

Male Sex Workers

Last updated: December 2018

CONTENT



[Data availability and population size estimates](#)



[HIV prevalence and epidemiology](#)



[Risk behaviors](#)



[Vulnerability and HIV knowledge](#)



[National response](#)



Data availability and population size estimates

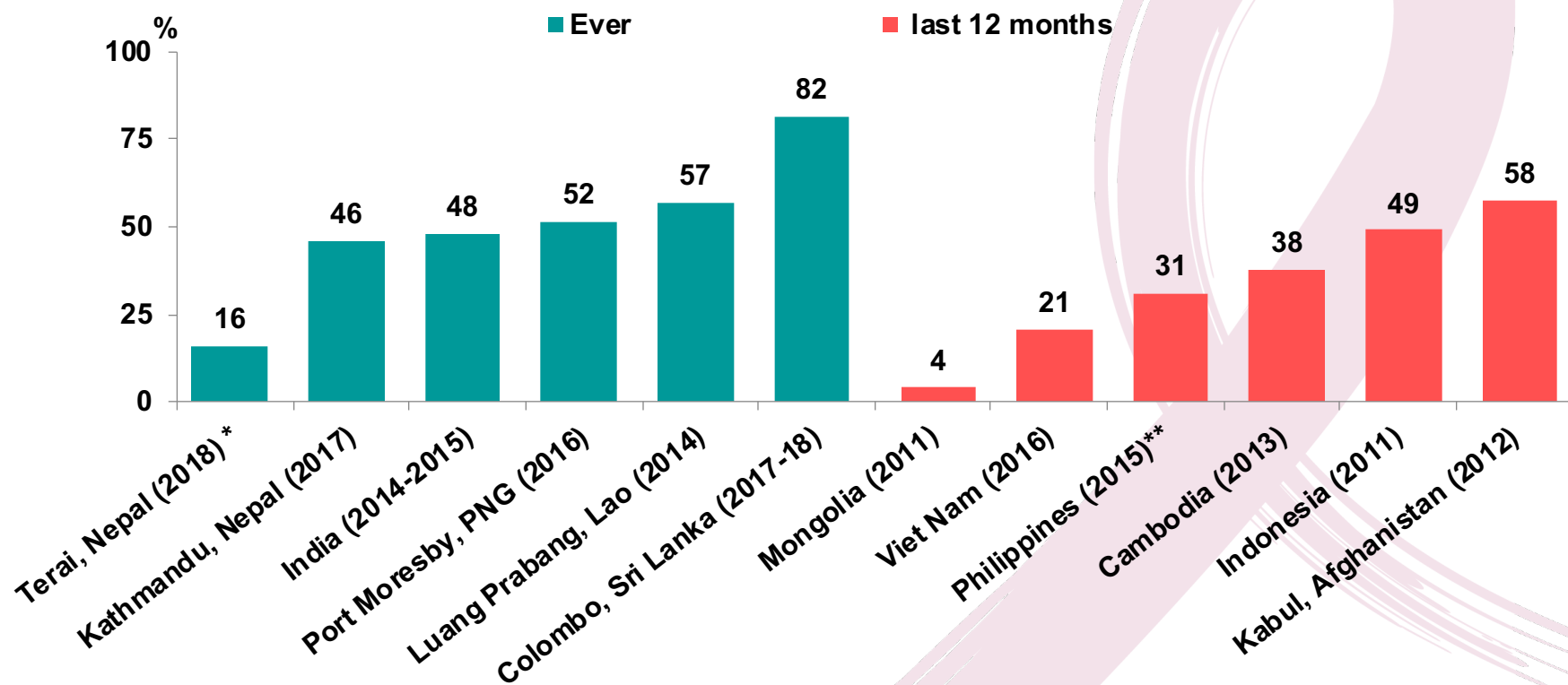
Male sex workers (MSW) size estimates, countries where data is available, 2015-2016

Country	Estimated size	Definition	Adult males	As% of males (15-49)
Bangladesh(2015)	29,776	Males who sell sex to other males in exchange of money or gifts in last 3 months	53,473,975	0.1
Nepal(2016)	18,287	Males 16+yrs; who had oral and/or anal sex with other males in the past 12 months in exchange for money or other benefits.	7,145,550	0.3
Pakistan(2016)	55,340	Males 13+yrs; who undertakes sexual activity with a man in return for money or benefits	51,045,195	0.1
Philippines(2015)	86,600	Males 15+yrs; who had oral or anal sex with a male in the past 12 months and accepted cash or kind in exchange for sex regardless of establishment-based or not	24,435,734	0.4
Thailand(2016)	15,000	Male 18+ who exchange money or goods for sexual services either regularly or occasionally in the last 12 months	17,559,378	0.2

Inclusion of MSW in latest available sentinel and bio-behavioral surveys

	Country	Sentinel and/or Bio-behavioral surveys	Behavioral surveys	Comment
1	Bangladesh	2015	Serological survey 2015*	*Survey among MSW in Dhaka and Hili
2	Fiji	-	Behavioural study 2010	-
3	Nepal	IBBS 2017, 2018	IBBS 2017, 2018	MSM & TG in Kathmandu 2017 and Terai Highway districts 2018
4	Pakistan	IBBS 2016-2017	IBBS 2016-2017	-
5	PNG	IBBS 2010	IBBS 2010	-
6	Philippines	IHBSS 2015	IHBSS 2015	-
7	Thailand	IBBS 2016	IBBS 2016	-

Proportion of surveyed MSM who sold sex to men, 2011-2018

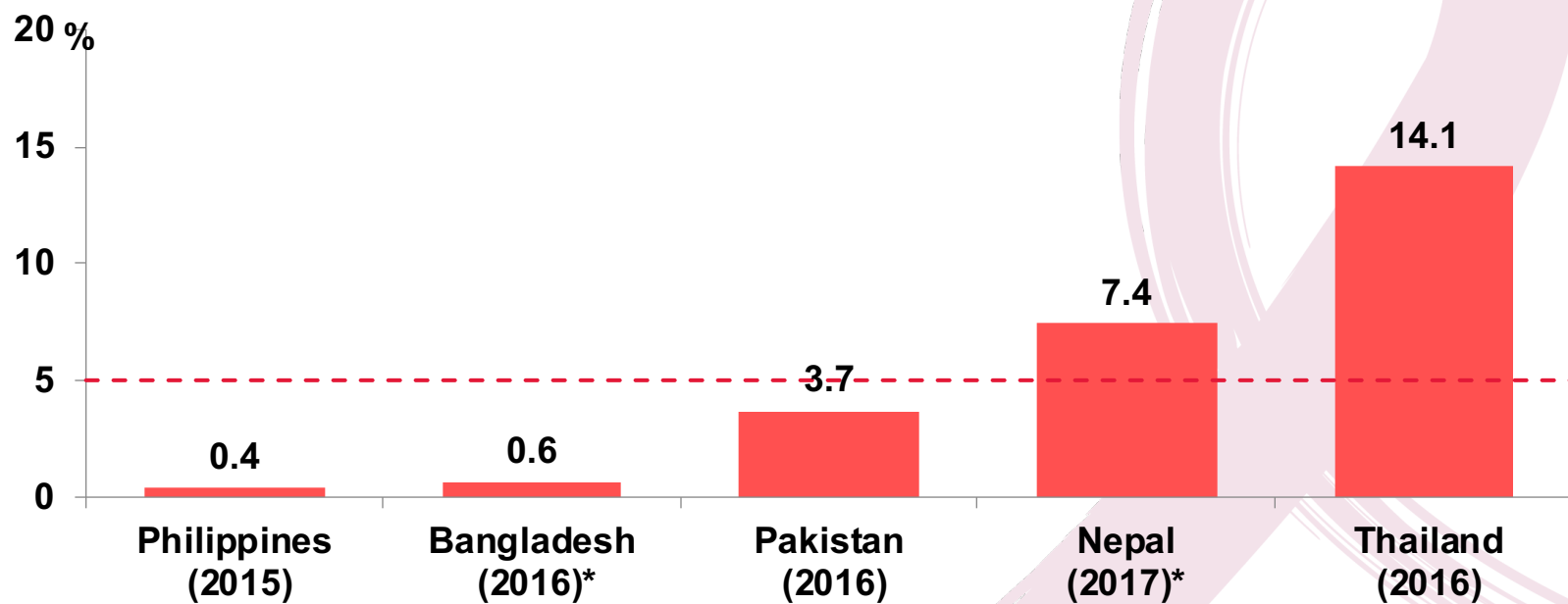


* Terai Highway Districts; ** MSM & TG

A large, stylized red ribbon graphic is positioned diagonally across the slide, starting from the bottom left and extending towards the top right. The ribbon is rendered in a dark red color with a slight gradient and a soft shadow effect, giving it a three-dimensional appearance. It is set against a solid purple background.

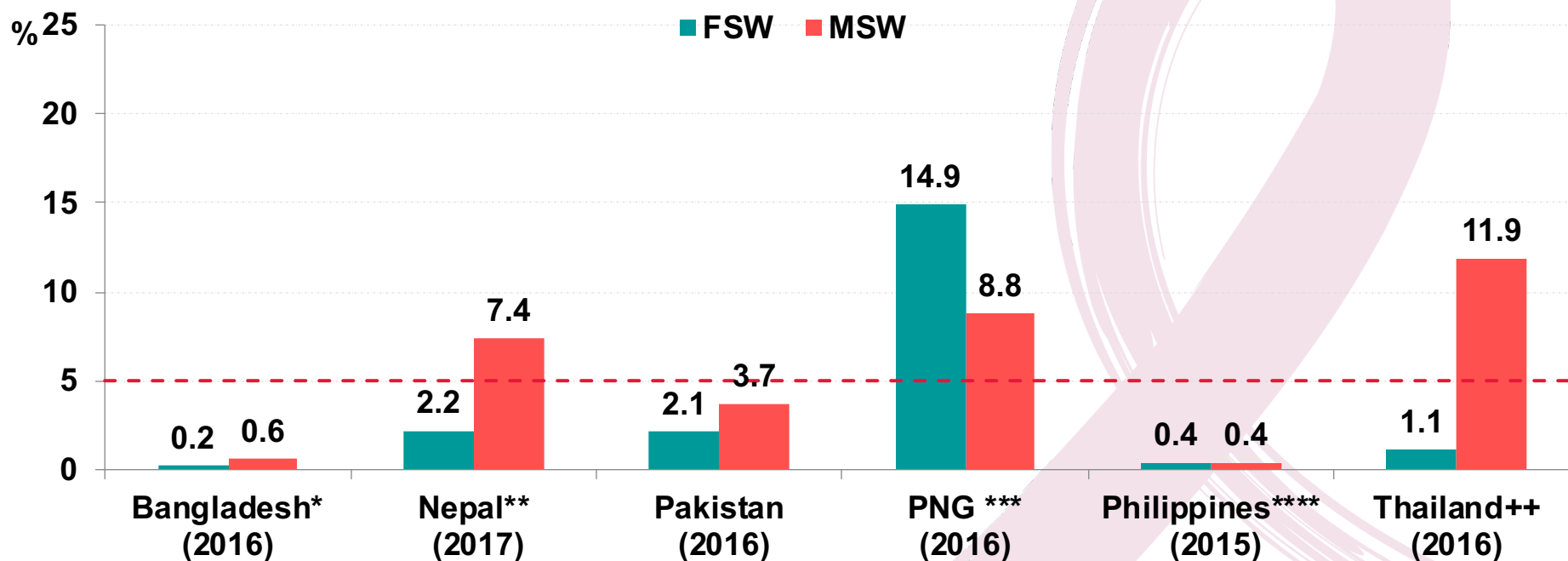
HIV prevalence and epidemiology

HIV prevalence among MSW, countries where data is available, 2015-2017



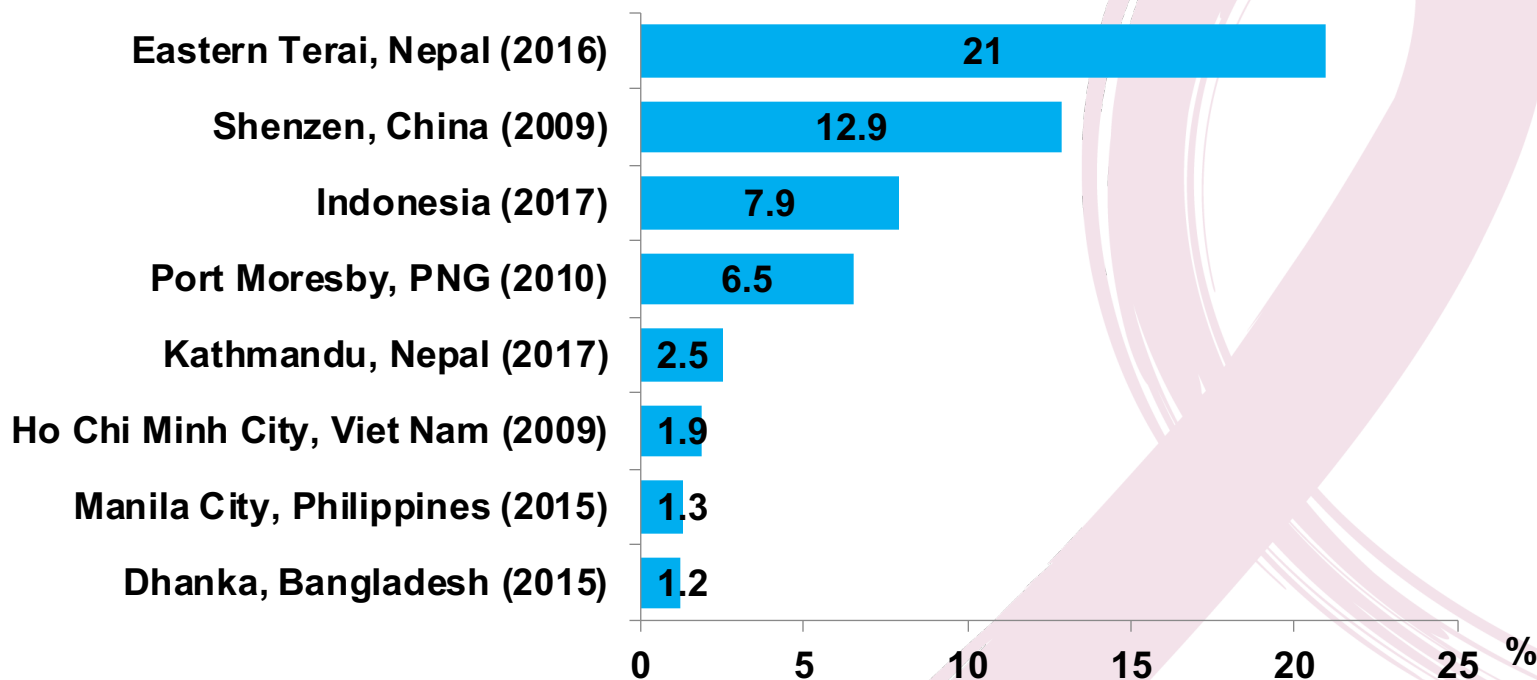
* Capital city

HIV prevalence data on MSW is limited but it indicates higher HIV prevalence than FSW in most countries, 2015-2017



* MSW data is for 2015 in Dhaka and Hili; ** Kathmandu data is reported as national
 *** Port Moresby; MSW data is for 2011 **** FSW data is for 2013
 ++ MSW data is for 2014

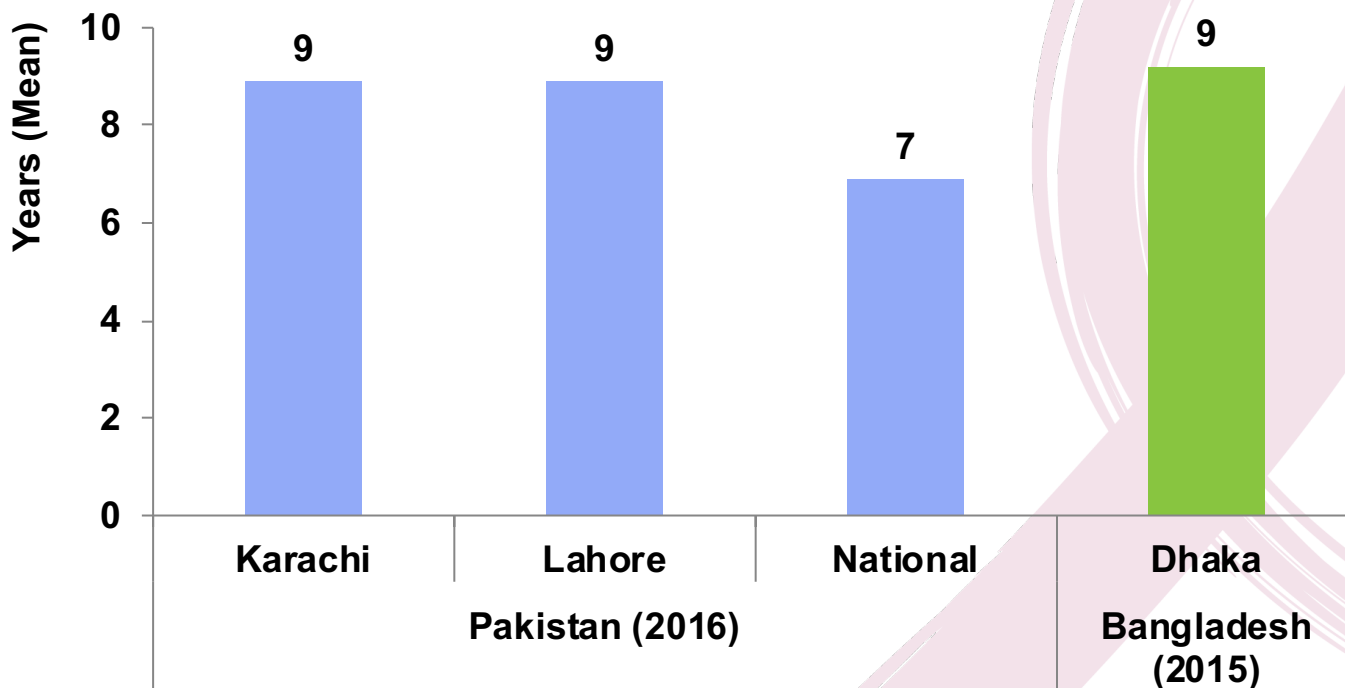
Syphilis prevalence among MSW, countries where data is available, 2009-2017



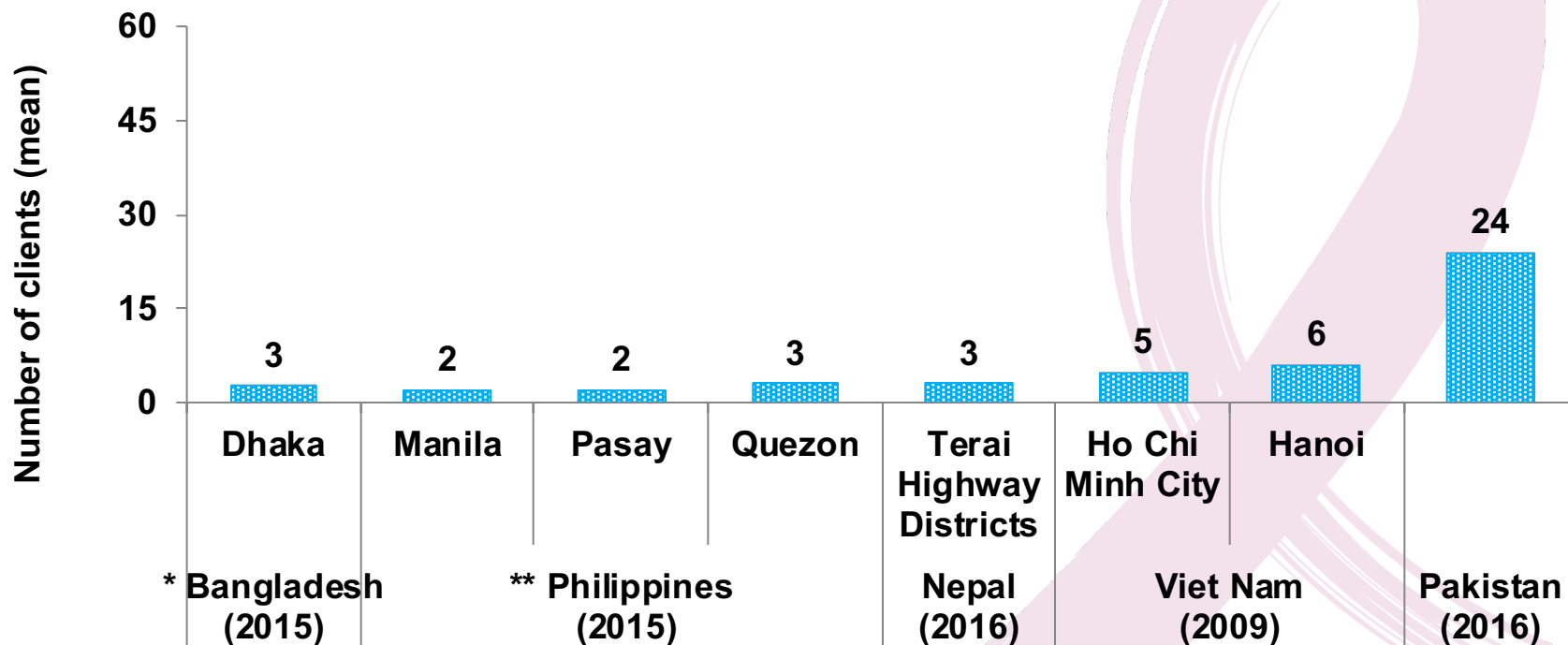
A large, stylized red ribbon graphic is positioned in the background, partially overlapping the text. The ribbon is rendered in a dark red color with a slight gradient and a brushstroke-like texture.

Risk behaviours

Average duration in the profession of selling sex among MSW, countries where data is available, 2015-2016

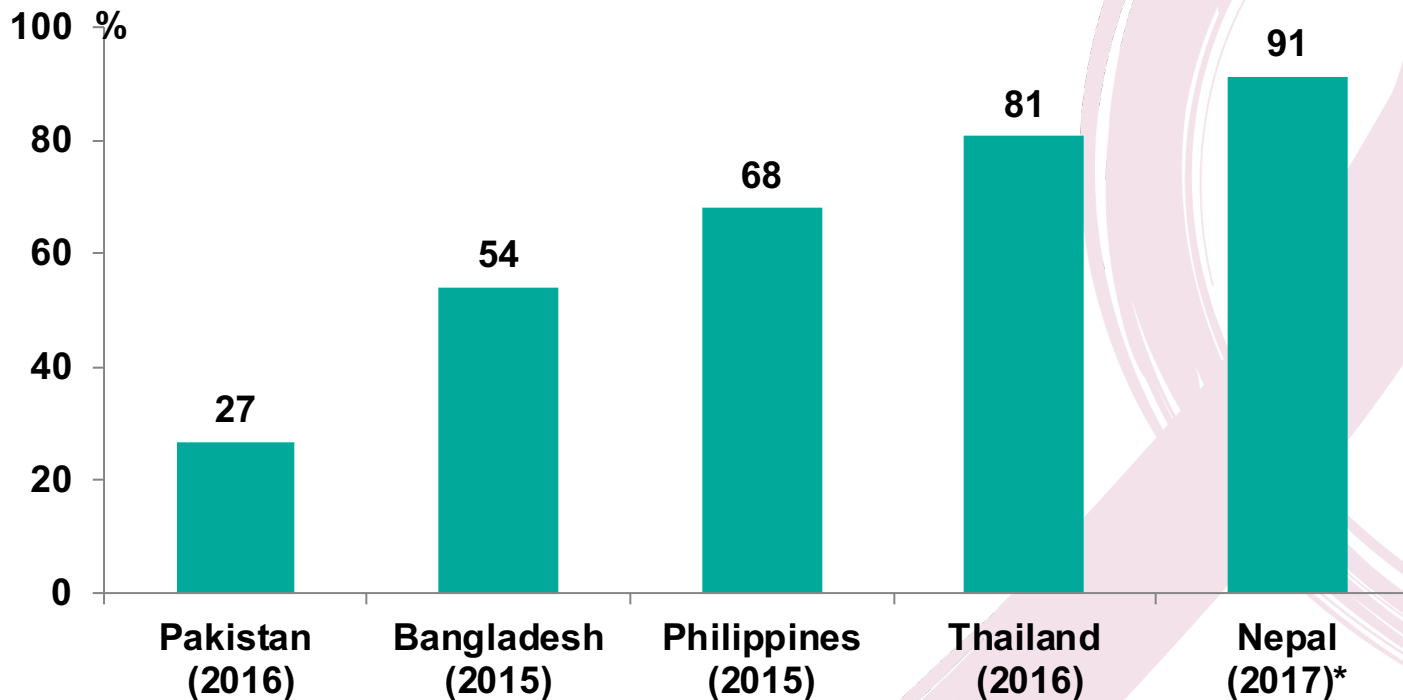


Average number of clients among MSW in the last month, 2009-2016



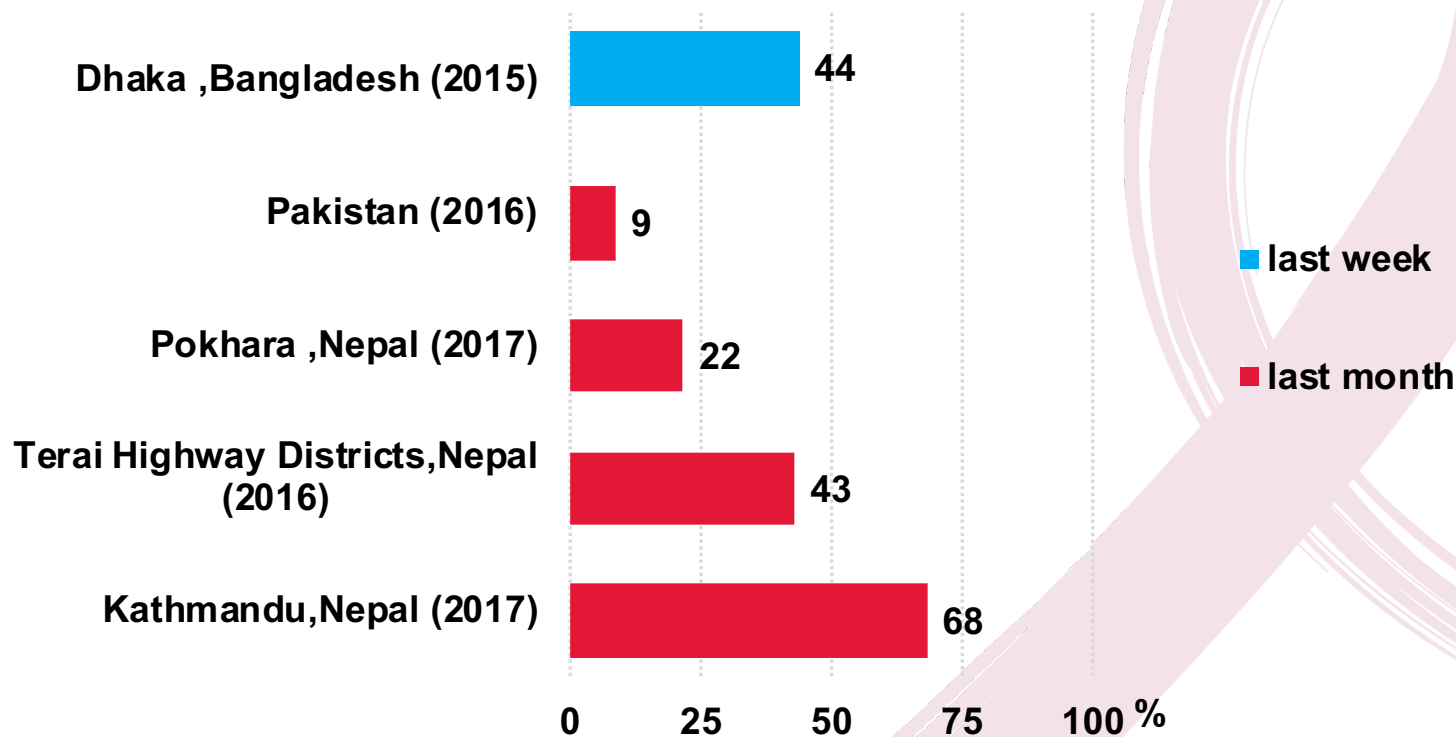
* in the last week; ** Male entertainment establishment workers (median number)

Proportion of MSW who reported condom use at last sex, 2015-2017

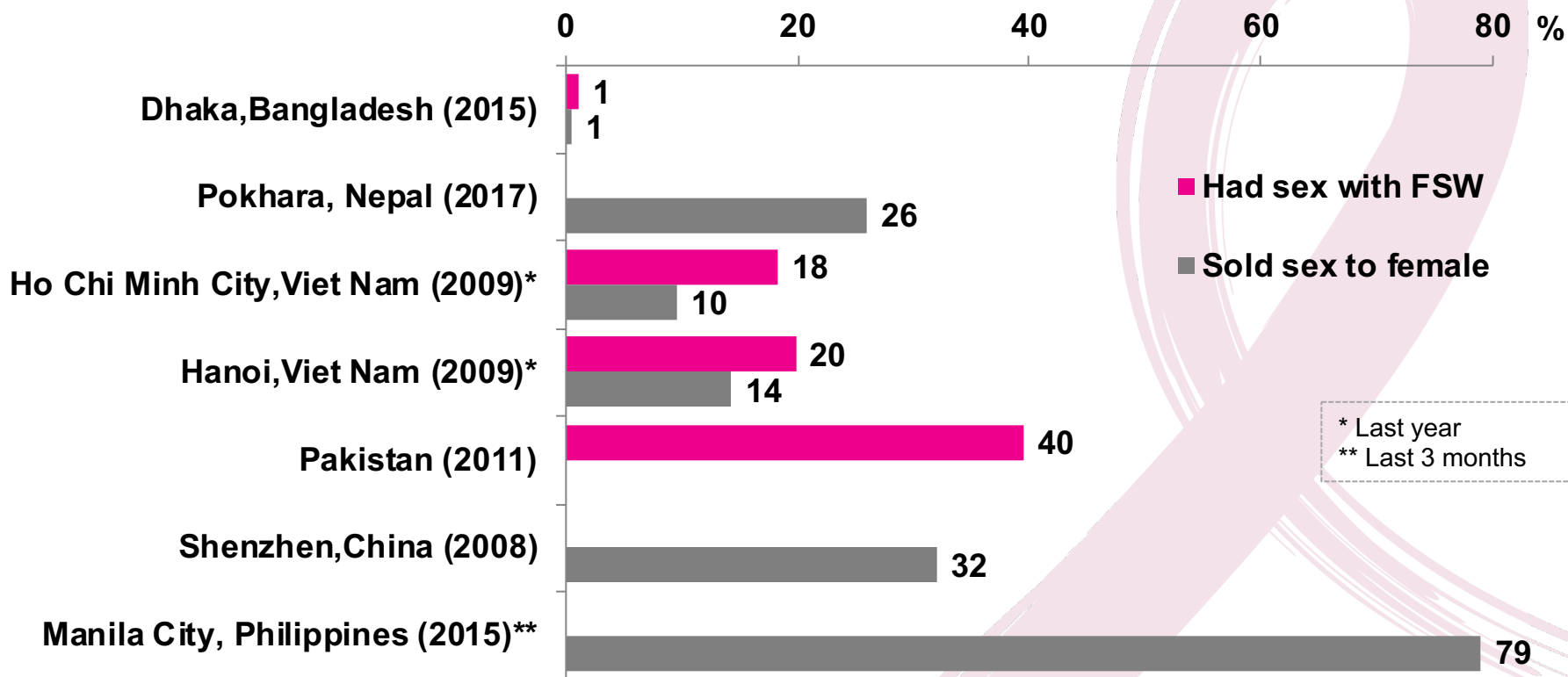


* Kathmandu valley

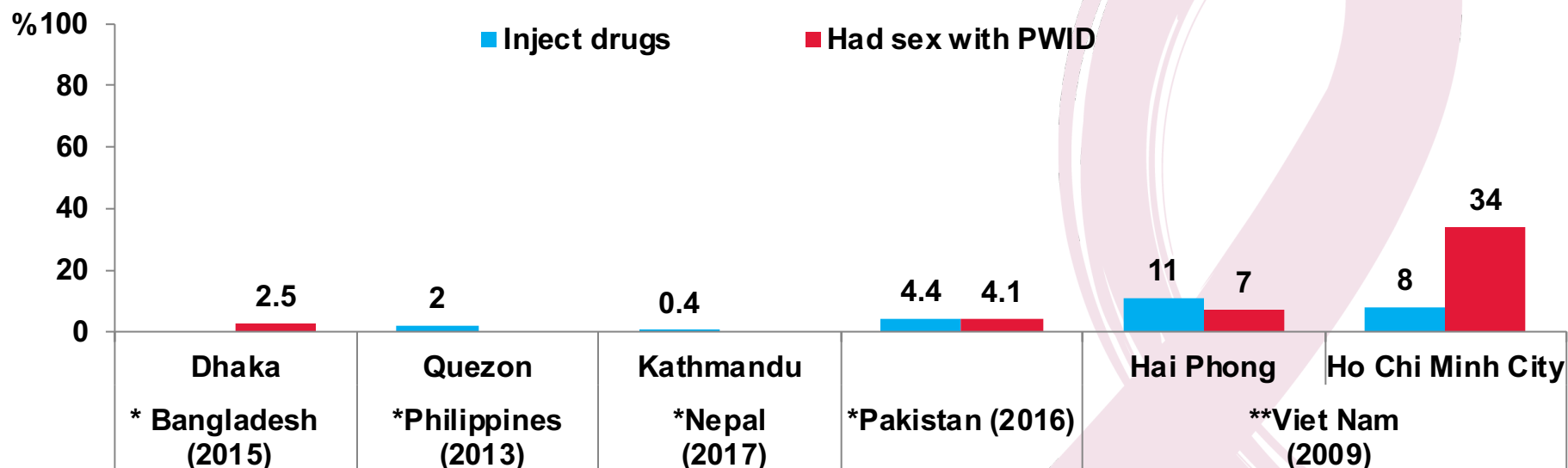
Proportion of MSW who reported consistent condom use with male clients, 2015-2017



Proportion of MSW who reported transactional sex with female in the last month, 2008-2017




Proportion of MSW with overlapping risk behaviors, countries where data is available, 2009-2017



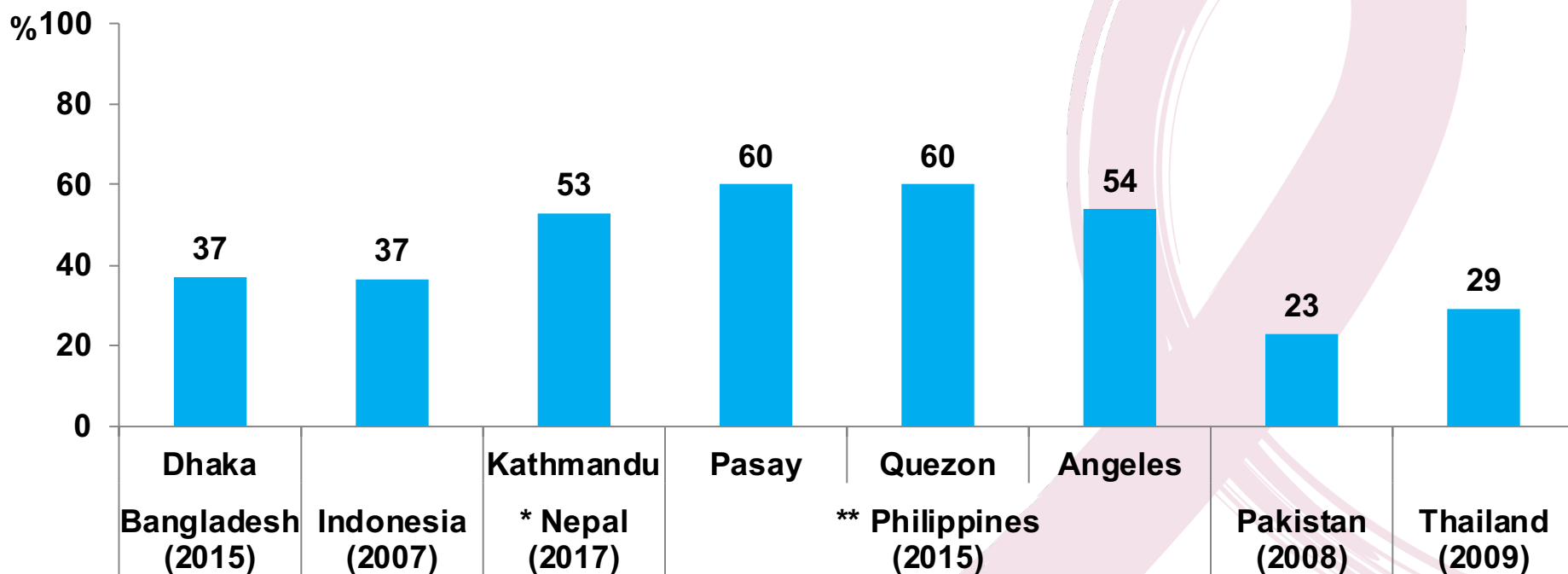
* In the last 12 months (for Philippines, data is for male entertainment establishment workers)

**** Ever injected drugs; Had sexual partner who inject drugs

A large, stylized red ribbon graphic is positioned diagonally across the slide, starting from the bottom left and extending towards the top right. The ribbon is rendered in a dark red color with a slight gradient and a soft shadow effect.

Vulnerability and HIV knowledge

Proportion of MSW with comprehensive HIV knowledge, 2008-2017

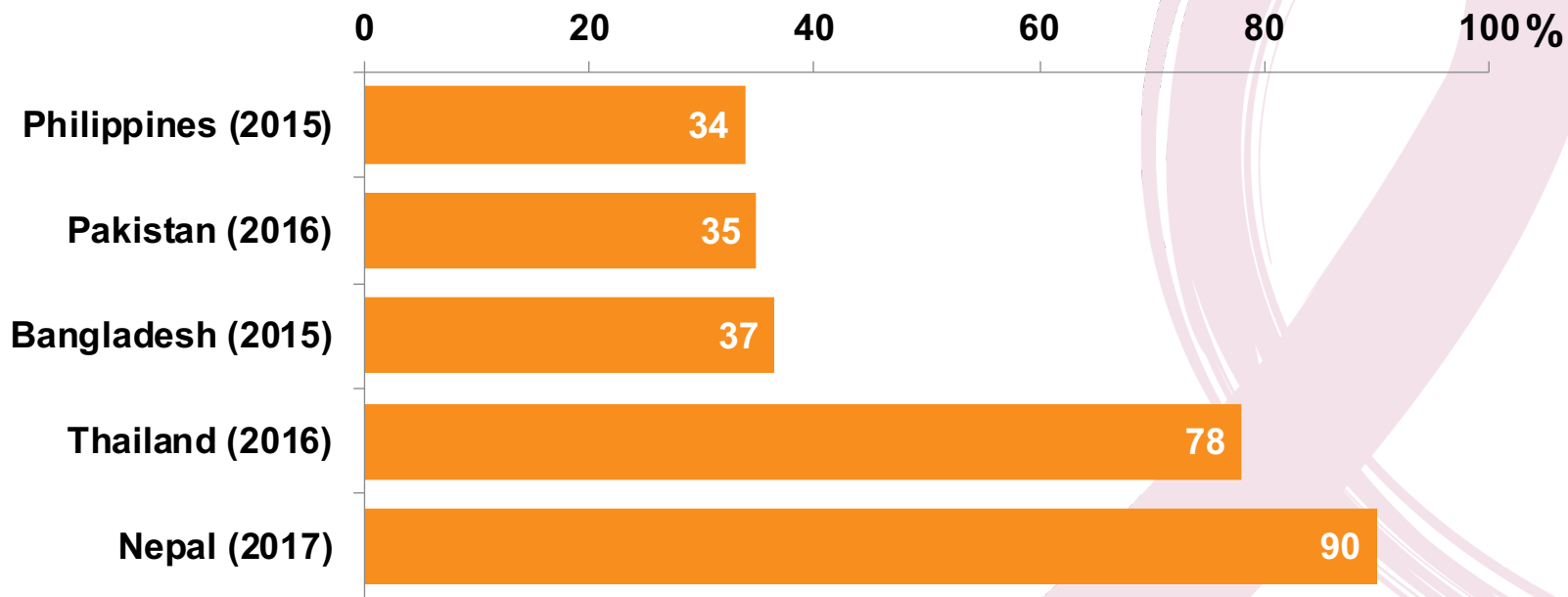


* Male sex workers and transgender sex workers
** Male entertainment establishment workers

A large, stylized red ribbon graphic is positioned in the background, partially overlapping the text. The ribbon is rendered in a dark red color with a slight gradient and a brushstroke-like texture.

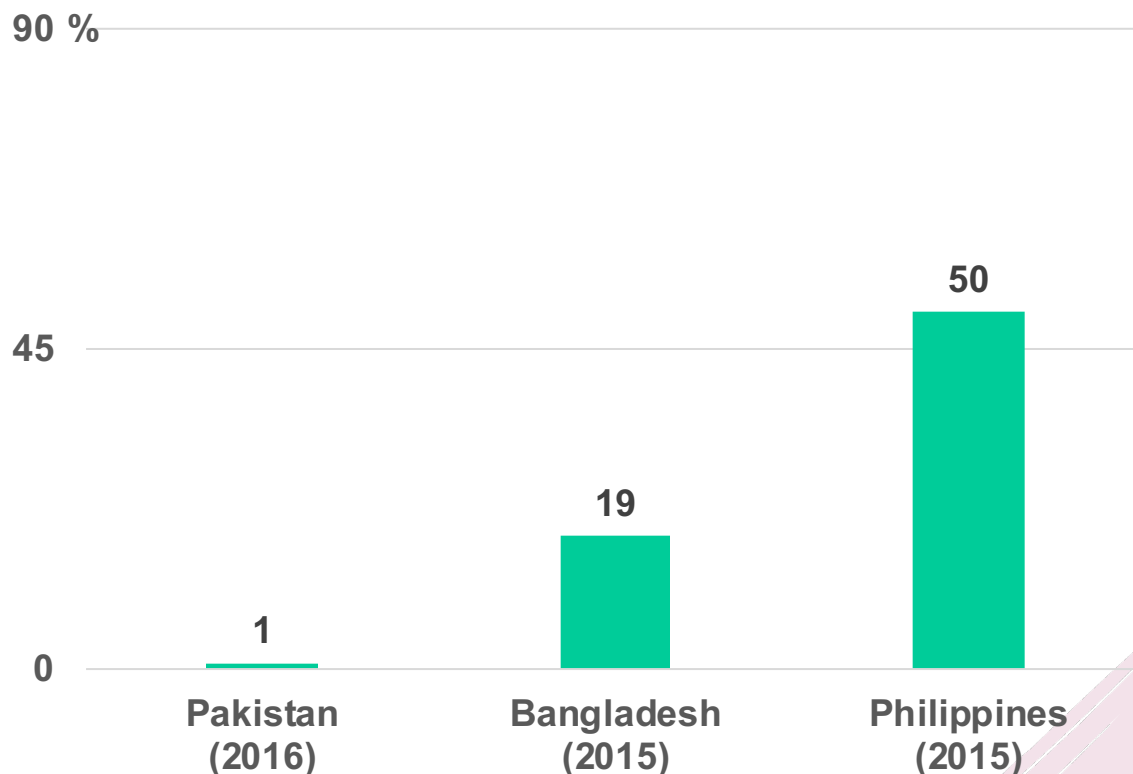
National response

Proportion of MSW who received an HIV test in the last 12 months or who know their HIV status, 2015-2017



It is not strictly comparable across countries since methods and sampling varied. In addition, many surveys were conducted in a few urban areas and it might not necessarily reflect prevailing conditions at the national level.

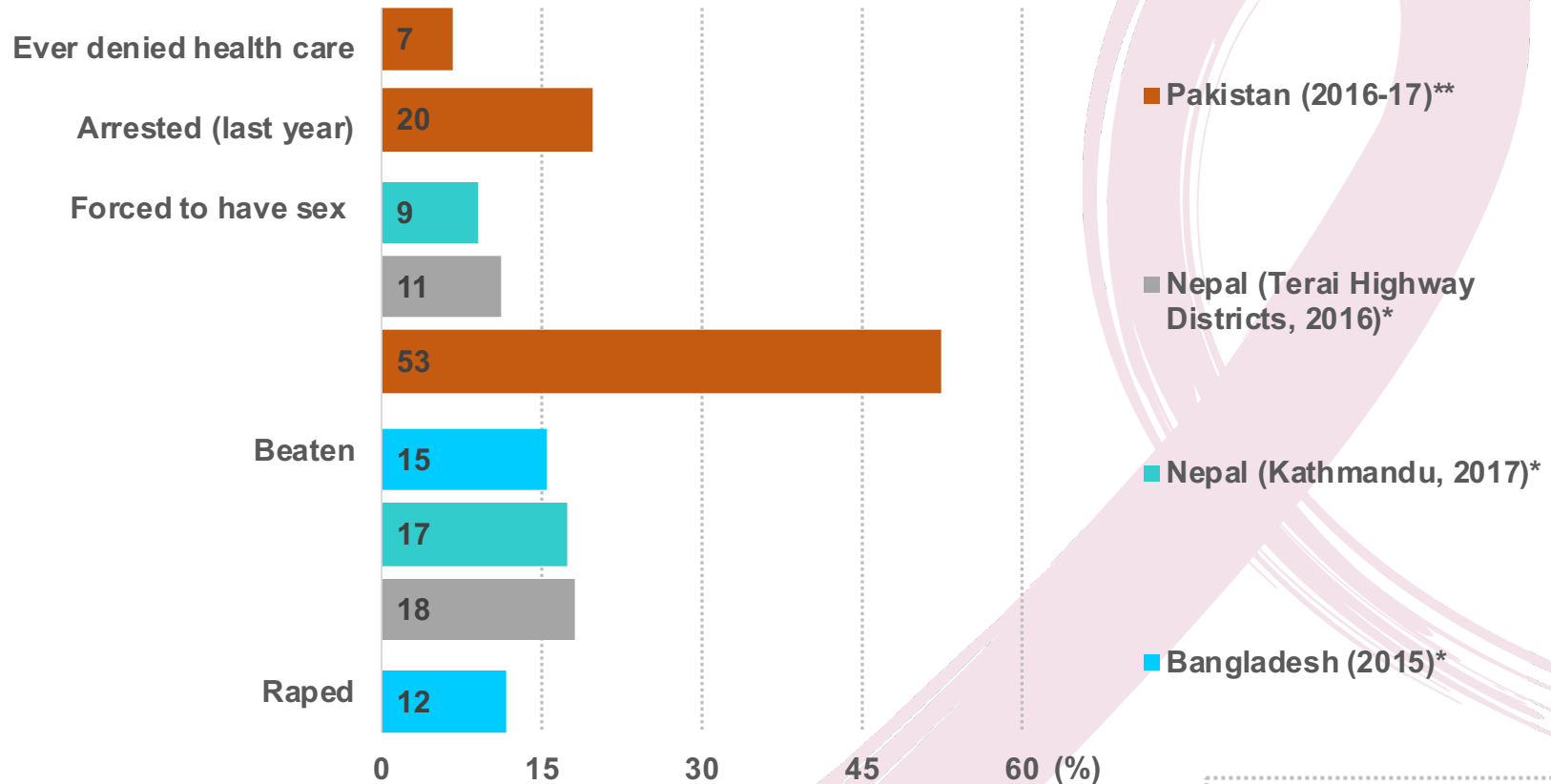
Proportion of MSW reached with HIV prevention programmes, 2015-2016



Definition of reach:
In the past three months, MSW reported receiving two or more of the prevention interventions listed below -

- Given condoms and lubricants
- Received counselling on condom use and safe sex
- Tested for sexually transmitted infections

Prevailing stigma, discrimination and violence against MSW, countries where data is available, 2015-2017



* Experienced in the last 12 months
** Ever beaten or forced to have sex

Punitive laws hindering the HIV response in South Asia

	Sex Workers		Men who have sex with men
	Criminalize sex work in private	Criminalize soliciting	Criminalize male-to-male sex
Afghanistan	YES	YES	YES
Bangladesh	NO	YES	YES
Bhutan	YES	YES	YES
India	NO	YES	YES
Maldives	YES	YES	YES
Nepal	NO	YES	NO
Pakistan	YES	YES	YES
Sri Lanka	NO	YES	YES

Punitive laws hindering the HIV response in South-East Asia

	Sex Workers		Men who have sex with men
	Criminalize sex work in private	Criminalize soliciting	Criminalize male-to-male sex
Brunei	NOT ILLEGAL	YES	YES
Cambodia	NO	YES	NO
Indonesia	NOT ILLEGAL	NOT ILLEGAL	NO
Lao PDR	YES	YES	NO
Malaysia	NOT ILLEGAL	YES	YES
Myanmar	YES	YES	YES
Philippines	YES	YES	NO
Singapore	NO	YES	YES
Thailand	YES	YES	NO
Timor-Leste	NO	NO	NO
Viet Nam	YES	YES	NO

Punitive laws hindering the HIV response in East Asia

	Sex Workers		Men who have sex with men
	Criminalize sex work in private	Criminalize soliciting	Criminalize male-to-male sex
China	YES	YES	NO
Japan	YES	YES	NO
Mongolia	YES	YES	NO
DPR Korea	YES	YES	NO
Republic of Korea	YES	YES	NO

Punitive laws hindering the HIV response in the Pacific

	Sex Workers		Men who have sex with men
	Criminalize sex work in private	Criminalize soliciting	Criminalize male-to-male sex
Fiji	NO	YES	NO
Kiribati	NO	YES	YES
Marshall Islands	YES	YES	NO
FSM*	YES	YES	NO
Nauru	NO	NO INFO	NO
Palau	YES	YES	NO
Papua New Guinea	YES	NOT ILLEGAL	YES
Samoa	NO	YES	YES
Solomon Islands	NO	YES	YES
Tonga	NO	YES	YES
Tuvalu	NO	YES	YES
Vanuatu	NO	YES	NO

*Federated States of Micronesia

THANK YOU

slides compiled by www.aidsdatahub.org

Data shown in this slide set are comprehensive to the extent they are available from country reports. Please inform us if you know of sources where more recent data can be used. Please acknowledge www.aidsdatahub.org if slides are lifted directly from this site