

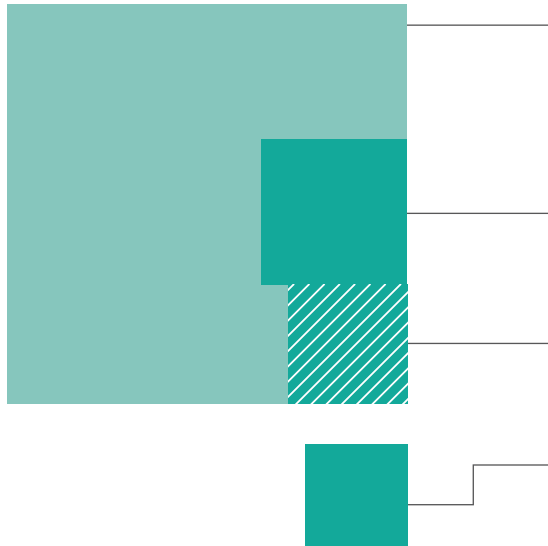
2017

AFGHANISTAN

COUNTRY SNAPSHOT



Afghanistan



People living with HIV (PLHIV) **7 500**

Low estimate 3 900 High estimate 19 000

Women living with HIV **2 100**

Low estimate 1 100 High estimate 5300

New HIV infections **<1000**

Low estimate <500 High estimate 3 000

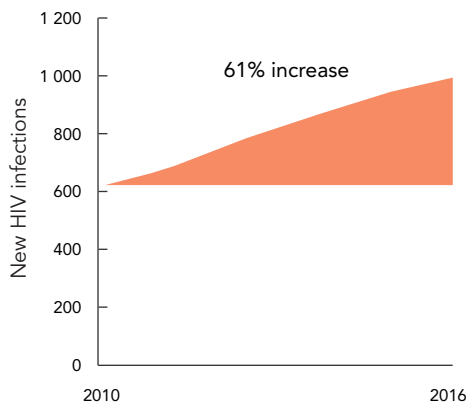
People on ART (June 2017) **664**

AIDS-related deaths **<500**

Low estimate <200 High estimate <1000

Source: Global AIDS Monitoring 2017 and UNAIDS 2017 HIV estimates

New HIV infections trend



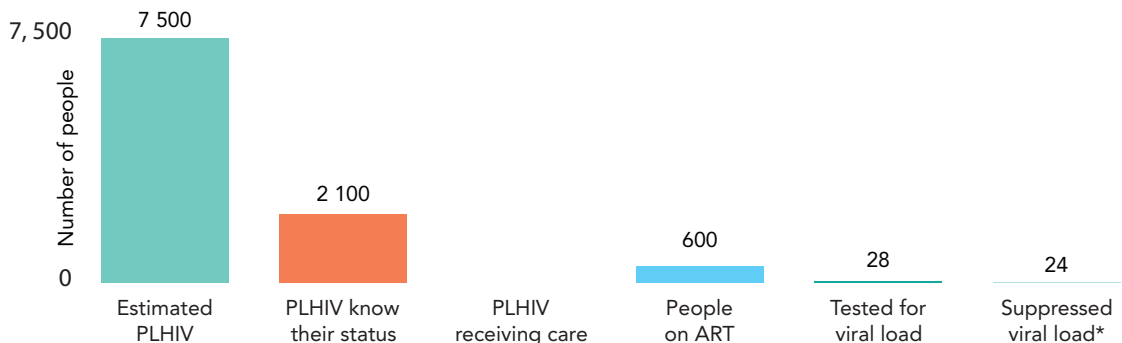
Source: UNAIDS 2017 HIV estimates

HIV prevalence (%)

TRANSGENDER PEOPLE	National	n.a.
	City/state	n.a.
MEN WHO HAVE SEX WITH MEN (2012)	National	0.5
	Kabul	0.5
PEOPLE WHO INJECT DRUGS (2012)	National	4.4
	Herat	15.7
FEMALE SEX WORKERS (2012)	National	0.3
	Herat	0.9

Sources: Integrated Biological and Behavioural Survey 2012

Treatment cascade, 2016

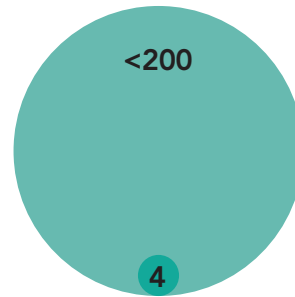


*Number of people on ART who received a viral load test in the past year and have VL of <1000 copies/ml

Source: Global AIDS Monitoring 2017 and UNAIDS 2017 HIV estimates

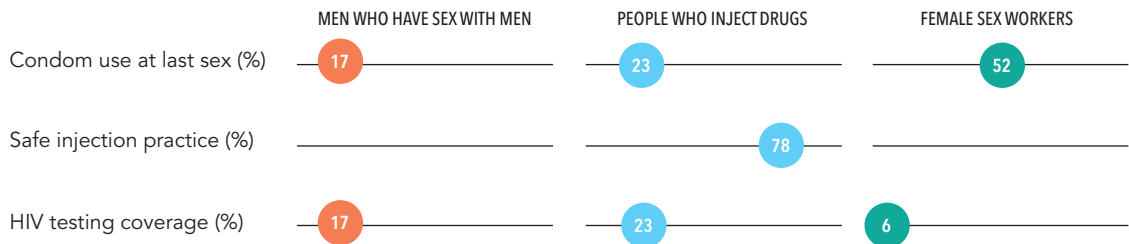
Prevention of mother-to-child transmission (PMTCT), 2016

- Estimated number of pregnant women living with HIV
- Pregnant women who received ARVs for PMTCT



Source: Global AIDS Monitoring 2017 and UNAIDS 2017 HIV estimates

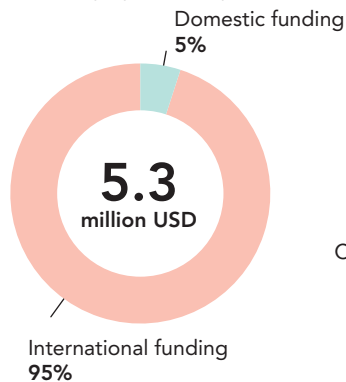
Behaviour and response



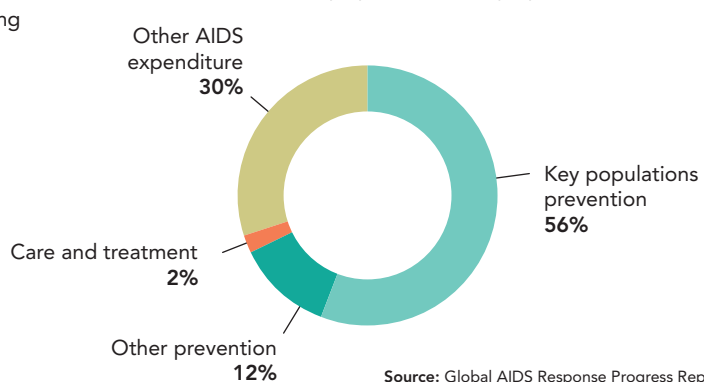
Source: Global AIDS Response Progress Reporting 2015

AIDS financing, 2013

AIDS spending by financing source



AIDS spending by service category



Source: Global AIDS Response Progress Reporting

Stigma Index

Percent of PLHIV respondents who avoided going to a local clinic when needed because of HIV status

n.a.

Punitive laws

Criminalization of same-sex sexual activities

YES

Compulsory detention centres for people who use drugs

NO

Criminalization of sex work

YES

Criminalization of HIV transmission or exposure

YES

HIV-related restrictions on entry, stay and residence

NO