



Union of Myanmar
Ministry of Health
Department of Health
National AIDS Programme

Behavioral Surveillance Survey 2008 Out of School Youth





**World Health
Organization**
Country Office for Myanmar

**Union of Myanmar
Ministry of Health
Department of Health
National AIDS Programme**

Behavioral Surveillance Survey

2008

Out of School Youth

**Dr Khin Ohnmar San
Aye Aye Sein
Dr Aye Myat Soe**

Contents

	Page
Acknowledgements	3
Abbreviations	4
Executive Summary	5
1. Introduction	6
1.1. Epidemiological assessment	6
1.2. Behavioural surveillance survey.....	7
1.3. Objectives of the BSS among out-of school youth.....	8
2. Methodology	9
2.1. Study sites and population.....	9
2.2. Sample size and survey design.....	10
2.3. Key indicators.....	11
2.3. Data collection.....	13
2.4. Data management and analysis	13
3. Findings	14
3.1. Socio-demographic characteristics of the respondents.....	14
3.2. Knowledge and misconception about HIV/AIDS	15
3.3. STI awareness, prevalence and care-seeking	16
3.4. Stigma and discrimination	18
3.5. Sexual behaviour	18
4. Conclusions	22
5. Limitations of the study	23
6. Recommendations	24
Annexes	25

Acknowledgements

We would like to express our gratitude to Dr Win Myint, Director General of Department of Health, Dr Saw Lwin, Deputy Director General and Dr Win Maung, Director of Disease Control, Ministry of Health for their kind guidance in conducting this study. Our special thanks must go to Dr Myint Kyaw, Dr Min Shwe, Dr Aung Kyaw Htwe, Dr Kyaw Soe, Dr Than Win, Dr Than Tun, Dr Mya Kyae Mon, Dr Khin Maung Yin and Dr Hla Thet Mon, State and Division AIDS/STD officers and AIDS/STD team leaders who collected data at the study sites – Lashio, Meiktila, Mandalay, Monywa, and Yangon. We would also like to thank our colleagues and the clerical staffs who involved in the preparatory phase, the data collecting phase and the data management phase. Finally we would like to express our thanks to the country and regional offices of the World Health Organization for the technical support provided and to the 3 Diseases Fund (3DF) for providing financial support to this survey.

Dr Khin Ohnmar San
Aye Aye Sein
Dr Aye Myat Soe

Abbreviations

AIDS	:	Acquired Immuno Deficiency Syndrome
ANC	:	Ante Natal Clinic
ART	:	Antiretroviral Therapy
BSS	:	Behavioral Surveillance Survey
HIV	:	Human Immuno Deficiency Syndrome
IEC	:	Information, Education and Communication
NAP	:	National AIDS Programme
PLHIV	:	People Living with HIV/AIDS
STI	:	Sexually Transmitted Infection
VCCT	:	Voluntary Confidential Counseling and Testing
OSY	:	Out of School Youth
MDG	:	Millennium Development Goals
UNAIDS	:	Joint United Nations Programme on HIV/AIDS
WHO	:	World Health Organization

Executive summary

Background: In 2008, the National AIDS Programme (NAP) conducted behavioral surveillance survey in Yangon, Mandalay, Monywa, Meiktila and Lashio in order to assess trends of knowledge, attitude and practices among out-of-school youth (OSY) population.

Method: A two-stage cluster probability proportional to size (PPS) sampling method was used. Urban areas were chosen in major cities of Yangon, Mandalay, Lashio, Monywa and Lashio but periurban areas were chosen only in Yangon and Mandalay. A total of 6,954 OSY were interviewed and 4,955 OSY from urban and 1,999 OSY from rural areas were included in the survey.

Results: 3,495 males and 3,459 females were participated. The median age of male and female respondents was 19 years and 20 years. 35% of male and 34% of female had a high school education. 63% of them were employed but manual labour was the most common. 99% of them heard about AIDS, however, 48% could correctly identify ways of preventing the sexual transmission of HIV and could reject major misconceptions about HIV transmission. Despite 78% of the respondents were aware of an STI, self reported prevalence of genital ulcer among male and females in the past 12 months was 4.8% and 2.5% respectively. Among those, 38% reported visiting a government outpatient clinics, 31% reported self medication. Stigma and discrimination still existed as only 41% were willing to buy food from an HIV infected vendor and 69% were willing to eat with an HIV-infected person. About 7.4% of young men reported having sex with a sex worker in the past 12 months. Out of them, 90% used condom at last sex with a sex worker and 70% of young men reported always using condoms. 4.7% of young men reported having sex with casual partner in the last 12 months. Only 52% reported using condom at last casual sex. 2.3% reported ever having sex with another man. Regarding utilization of health services, in all, 89% of male and 54% of female respondents had ever seen a condom. However, only 64% of male and 30% of female knew where to obtain a condom. The pharmacies, stores and betel shops were the most common places. Of the sexually active youth, 28% had ever taken an HIV test. 11.7% male and 12.6% female respondents reported having taken an HIV test in the last 12 months and receiving their results, whereas, 70% intended to get an HIV test. Of these, 52% got tested in a government health facility and 17% in an NGO facility. Only 37% of respondents were aware of ART programme.

1. Introduction

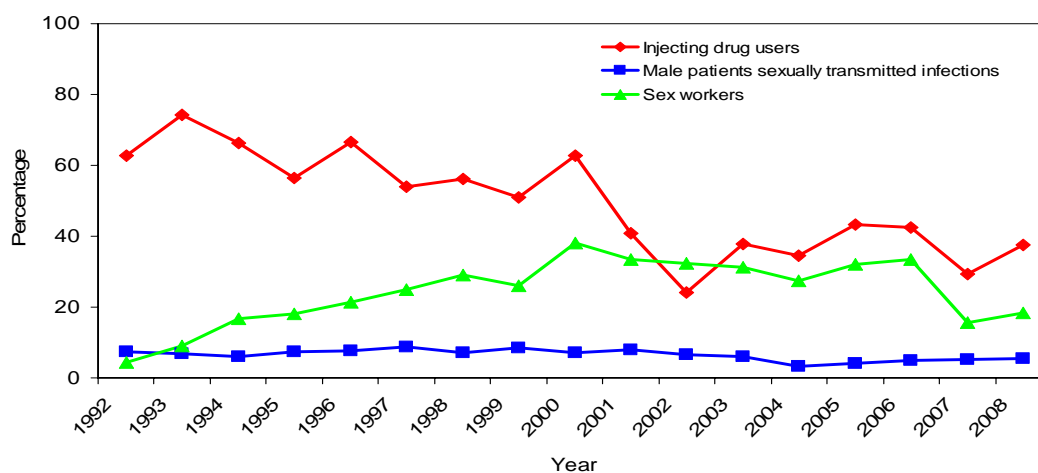
Myanmar is one of the least densely populated countries in Asia with a total population of 55 million in 2007. Administratively, the country is divided into 17 states/divisions, 65 districts and 325 townships. 70% of the population lives in the rural areas. Annex 1 provides selected developmental indicators for Myanmar.

1. 1. Epidemiological assessment

The first case HIV infection in Myanmar was detected in 1988. Myanmar has the third-highest HIV burden in the Southeast Asia region following India and Thailand, with 240,000 people living with HIV/AIDS as of 2007; 42% are female. Myanmar has an estimated adult HIV prevalence of 0.67%. Sentinel surveillance data indicates that Myanmar's epidemic peaked in 2000-2001, and then started to decline.

There are variations in the HIV prevalence by geographical locations and by population sub groups. Figure 1.1 presents trends in HIV among the main high risk groups. Among injecting drug users (IDUs), the median HIV prevalence in six sentinel sites in 2008 was 37% (range: 13% to 54%) and among female sex workers (FSWs), the median HIV prevalence in Yangon and Mandalay was 18% (range:16%-24%). In recent years HIV sero-surveillance has been conducted among men who have sex with men at two sentinel sites. In 2008, HIV prevalence among MSM in Yangon and Mandalay was 25% and 33%, respectively.

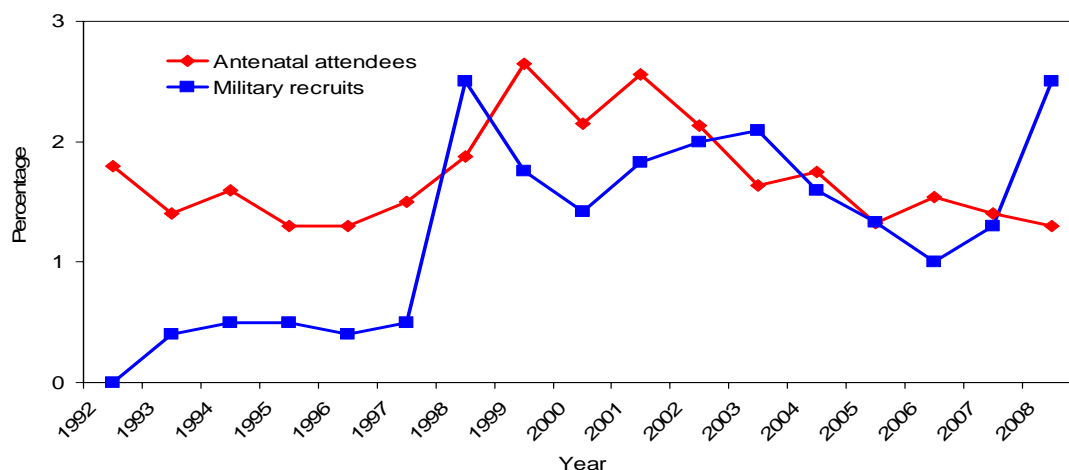
Figure 1.1. Prevalence of HIV among population groups with high-risk behaviors— Myanmar, 1992–2008



Source: HSS 2008. NAP, Ministry of Health, Myanmar

In 2008, median HIV prevalence among ANC women was 1%, ranging from 0-6% across 32 sentinel sites. Since 2000, HIV prevalence among pregnant women has slowly declined or stabilized. Among military recruits tested in Yangon and Mandalay, HIV prevalence in 2008 was 2.5% each, slightly increasing in the recent years (Figure 1.2).

Figure 1.2 Prevalence of HIV among antenatal attendees and military recruits—Myanmar, 1992–2008



Source: HSS 2008. NAP, Ministry of Health, Myanmar

1.2. Behavioral surveillance survey (BSS)

BSS in the general population has been ongoing since 2000 but until recently. Systematic surveys in high risk groups such as sex workers have begun only recently. In 2003 the NAP conducted a second round of behavioural surveillance to assess the knowledge, attitudes and behaviours of both the general population and youth with regards to HIV/AIDS transmission and prevention at seven sites in Myanmar. A total of 9,678 individuals (4,631 males and 5,047 females) were interviewed. Of these, 35% were youth aged 15-24 years. Although 91% of the population had heard about HIV/AIDS, only 35% knew about methods of HIV prevention and barely 27% were able to correctly reject the common misconceptions about HIV transmission. The youth, women and the least educated had the lowest knowledge about HIV prevention. Only a quarter of the population sought treatment for STI symptoms; a large proportion of these consulted a private practitioner or took self treatment and only 15% visited a government hospital for STI treatment. About 7% of men had sex with a non-regular partner; nearly two-thirds of them had unprotected sex (only 54% men used condom consistently with a commercial sex worker and 18% with a casual acquaintance). Above all, 7% of the men engaged in high risk behaviours in the past year.

In addition, the international NGOs of interest conduct regularly behaviours surveys among different populations for monitoring of program activities and impact of interventions. Some data were shared and discussed during the working groups and presentations. There have also been some surveys in groups at higher risk for HIV such as sex workers or IDUs. But while behavioural research does exist in a number of groups with risk behaviour, the samples have rarely been systematic and these studies have not been repeated in order to measure trends in behaviour over time. Moreover there is limited sharing of information regarding the results of these studies.

1.3. Objectives of the BSS among out-of school youth

With financial support from WHO, and as part of a series of surveys among high-risk groups, the present BSS was undertaken among the out of school youth (OSY) with the following objectives:

1. To assess HIV/AIDS knowledge, attitudes and risk behaviors amongst OSY, that can be monitored over time
2. To provide information to guide programme planning and prevention efforts
3. To data for standard indicators that will allow comparison with other BSS carried out in other countries and for global reporting

This report summarizes the findings of the BSS among OSY conducted at five urban locations of Meitila, Monywa and Lashio and 2 peri-urban locations of Yangon and Mandalay in the country among OSY, and lists the ensuing programmatic implications and recommendations.

2. Methodology

The National AIDS Control Programme with technical support from WHO was responsible for the planning and implementation of the BSS. The planning process began in July 2007 and the community survey was conducted during October 2007.

2.1. Study sites and population

The study sites were urban communities in five township areas: Yangon in the south, Lashio in the east, and Mandalay, Meiktila and Monywa in the central part of the country (Figure 2.1). These sites were selected because: 1) they represent diverse ecological areas of Myanmar; 2) existing data suggest that these regions have a higher risk of spread of HIV; 3) these are sites for targeted HIV/AIDS interventions; 4) HIV sentinel surveillance is being carried out in these areas; 5) it was operationally feasible to implement the study in these areas due to presence of trained AIDS/STD teams.

Figure 2.1 Map of Myanmar showing the survey sites.



The study population was out-of-school youth (OSY) defined as male and female respondents aged 15 to 24 years old, married or unmarried. They do not attend day or night school and could be unemployed or employed informally.

2.2. Sample size and survey design

The population group included in the survey was male and female out-of-school youth aged 15-24 years. The total sample size was 500 each for urban and periurban areas but the periurban areas of out-of-school youth population from Monywa, Meiktila and Lashio were not collected.

The sample size was recalculated as 7% of the OSY men and 5% of OSY women would engage in sex with non-regular partner in the past year and 50% of youth who have sex with a non-regular partner always use condoms.

Sampling strategy

Some OSY may not necessarily be employed, hence it was necessary to obtain this sample by a household survey. A two-stage cluster probability proportional to size (PPS) sampling method was used. For example, in each township, the primary sampling unit (PSU) was selected by PPS. In the second stage, each PSU was divided into a specified number of segments of equal size depending on the number of households to be surveyed. Then one segment was randomly selected to obtain the required number of sample.

Clusters will be chosen using PPS sampling method and thus some ward belong more than one cluster. "Segmentation" method used to divide the clusters into smaller "segments" of approximately equal size. At each cluster, one segment was chosen randomly and all the OSY found in all households in the chosen segment were interviewed. The specific steps in using the segmentation method were as follows:

1. The number of segments will be calculated. The number of households recorded from the ward leader or leaders of 100 households will be divided by target segment size and the number of segments will be created in the field.
2. The cluster map was updated. Using a map of cluster, the external boundaries of the cluster was demarcated according to the administrative areas and the internal features (e.g. pagodas, schools, etc) were included.
3. The location of households located in the cluster on the map and number of people living in the households were counted.
4. Based upon the cluster map, the cluster was divided into equal-sized segments.
5. Once segment was chosen randomly, all households located within the boundaries of the segment were interviewed.

The methodology is given in more details in OSY operation guidelines of Myanmar version. The achieved sample size at each site is given in Table 1.

Table 1: Sample size obtained at each site, Behavioral Surveillance Survey— Myanmar

Location	Male	Female	Total
<i>Urban</i>			
Yangon	500	501	1001
Mandalay	500	500	1000
Meiktila	500	458	958
Lashio	497	500	997
Monywa	499	500	999
Sub-total	2496	2459	4955
<i>Peri-urban</i>			
Yangon	499	500	999
Mandalay	500	500	1000
Sub-Total	999	1000	1999
Total	3495	3459	6954

2.3. Key indicators

2.3.1. Knowledge about HIV/AIDS

Ever heard about HIV/AIDS

Numerator: Number of respondents who reported that they had heard about HIV/AIDS

Denominator: Total number of youth respondents surveyed

Knowledge of HIV prevention methods among youth (15-24)

Numerator: Number of youth who know that HIV transmission can be prevented by consistent condom use, being faithful to one uninfected partner and by abstinence.

Denominator: Total number of youth respondents surveyed

Absence of incorrect beliefs about HIV transmission

Numerator: Number of respondents who correctly answer that mosquito bite cannot transmit HIV/AIDS and that eating together with an HIV infected person cannot transmit HIV and who know that a healthy looking person can have HIV.

Denominator: Total number of respondents surveyed

Correct comprehensive knowledge of HIV

Numerator: Number of youth who know that HIV transmission can be prevented by consistent condom use, being faithful to one uninfected partner and by abstinence and who correctly answer that mosquito bite cannot transmit HIV/AIDS and that eating together with an HIV infected person cannot transmit HIV and who know that a healthy looking person can have HIV.

Denominator: Total number of youth respondents surveyed

2.3.2. STI awareness and self reported STI prevalence

Awareness about STD

Numerator: Number of participants who had heard of an STD other than HIV/AIDS

Denominator: Total number of youth respondents surveyed.

Proportion of respondents who reported having genital ulcer

Numerator: Number of respondents who had genital ulcer in the past year

Denominator: Total number of youth respondents surveyed

Proportion of respondents who reported having genital discharge in the past year

Numerator: Number of respondents who had genital pus discharge in the past year

Denominator: Total number of youth respondents surveyed

2.3.3. Absence of stigmatizing attitude (negative attitude) towards People Living With HIV/AIDS (PLHIV)

Willingness to eat with an HIV-infected person

Numerator: Number of respondents who were willing to eat with an HIV-infected individual

Denominator: Total number of youth respondents surveyed

Willingness to care for an HIV-infected relative

Numerator: Number of respondents who were willing to care for an HIV-infected friend or relative

Denominator: Total number of youth respondents surveyed

Willingness to buy food from an HIV-infected vendor

Numerator: Number of respondents who were willing to buy food from an HIV-infected vendor

Denominator: Total number of youth respondents surveyed

2.3.4. Indicators of risk behavior

Youth sexually active

Numerator: Number of youth having had sex in the past 12 months

Denominator: Total number of youth surveyed

Commercial sex

Numerator: Number of male respondents having sex with a commercial sex worker in the past 12 months

Denominator: Total number of male youth respondents surveyed.

Consistent condom use during sex with a commercial sex worker

Numerator: Number of respondents who used a condom every time they had sex with a CSW in the past one year

Denominator: Total number of male youth respondents who have had sex with a CSW in the past 12 months

Casual sex

Numerator: Number of male respondents having sex with a non-regular partner in the past 12 months

Denominator: Total number of male youth respondents surveyed.

Consistent condom use during sex with a casual acquaintance

Numerator: Number of male respondents who used a condom every time they had casual sex with a casual acquaintance in the past one year

Denominator: Total number of male youth respondents reporting having sex with a casual acquaintance in the past 12 months

2.3.5. Exposure to interventions

Population seeking treatment for STI treatment

Numerator: Number of respondents who have sought treatment for STIs

Denominator: Total number of respondents with STI symptoms

Population seeking voluntary HIV testing and receiving results in the last 12 months

Numerator: Number of respondents who have voluntarily got and HIV test in the last 12 months and received the results

Denominator: Total number of youth surveyed and total number of sexually active youth

2.4. Data collection

The AIDS/STD team leaders at each study site were responsible for the overall co-ordination and management of the survey activities, including quality assurance of the data collected. The survey teams were formed with one supervisor, one editor and 4 interviewers. All of them were non-government staffs and recruited under the guidance of the AIDS/STD team leaders. All interviewers were trained and they were again provided on-site training by a M&E officer of NAP prior to the survey. The training was done using a field manual in Myanmar language.

Data were collected using a standardized, pre-coded questionnaire based on UNAIDS/MEASURE/WHO tools. The questionnaire was pre-tested among 20 individuals in Yangon township and modified accordingly.

The questionnaire instrument was composed of a 89 items for male and 79 items for females in Myanmar language (Annex III) organized in the following sections: 1) demographic characteristics of the respondents; 2) sexual behavior; 3) knowledge and use of condoms; 4) knowledge about STDs and treatment seeking; 5) exposure to interventions including voluntary counseling and testing, and; 6) knowledge about HIV/AIDS and attitudes towards PLHIV.

Data was collected face to face interviewed. Verbal consent was obtained from each respondent before data collection. Data on personal identifiers, such as, name, address etc, was not collected.

2.5. Data management and analysis

Data entry was done centrally by the NAP. Epi Info version 6.04 was used for data entry. Prior to analysis, data was cleaned by checking for completeness and internal consistency and the few open-ended responses were coded. Stata version 8 was used for univariate and bivariate analyses.

3. Findings

3.1. Socio-demographic characteristics of the respondents

A total of 6,954 youth (3,495 males and 3,459 females) 5 township sites were interviewed. The median age of male and female respondents was 19 years and 20 years, respectively. Table 3.1 provides socio-demographic profile of the respondents.

Table 3.1 Socio-demographic profile of respondents, Behavior surveillance survey, Myanmar, 2008

		Male (N=3495)		Female (3459)		Total (6954)	
		Number	%	Number	%	Number	%
Age group	15-19 years	1768	51%	1679	49%	3447	50%
	20-24 years	1727	49%	1780	51%	3507	50%
Education	Illiterate	100	3%	130	4%	230	3%
	Can read/write	140	4%	95	3%	235	3%
	Primary school	866	25%	1002	29%	1868	27%
	Middle school	1175	34%	1069	31%	2244	32%
	High school	1214	35%	1163	34%	2377	34%
Occupation	Govt. Staff	58	2%	37	1%	95	1%
	Farmer	129	4%	77	2%	206	3%
	Business	335	10%	440	13%	775	11%
	Skilled Labour	250	7%	1	0%	251	4%
	Driver/Spare	107	3%	0	0%	107	2%
	Horse Cart/Trishaw	57	2%	0	0%	57	1%
	Employee/Labour (regular income)	557	16%	292	8%	849	12%
	Manual Labour	1085	31%	942	27%	2027	29%
	Unemployed	917	26%	1670	48%	2587	37%
Marital Status	Married	502	14%	983	28%	1485	21%
	Divorced/Separated	43	1%	83	2%	126	2%
	Widowed	5	0%	9	0%	14	0%
	Single	2945	84%	2384	69%	5329	77%
Religion	Buddhist	3242	93%	3187	92%	6429	92%
	Christian	83	2%	86	2%	169	2%
	Muslim	135	4%	174	5%	309	4%
	Hindu	19	1%	10	0%	29	0%
	Other	16	0%	2	0%	18	0%
History of alcohol in the past year	Yes	1678	48%	245	7%	1923	28%
	No	1817	52%	3214	93%	5031	72%
History of drug use in the past year	Yes	113	3%	11	0%	124	2%
	No	3379	97%	3448	100%	6827	98%

Majority of the respondents were educated; 35% of male and 34% of female respondents had a high school education.

In all, 21% of the respondents were currently married (14% male and 28% female). The median age of marriage for male and female respondents was 20 years and 18 years, respectively.

A total of 4,367 (63%) of youth were employed; men were more likely to be employed (74%) than women (52%). Among the employed, manual labour was reported as the most common occupation.

In all, 48% of young men and 7% women reported the use of alcohol in the past year. Among male respondents, 3.2% (113/ 3,492) reported having tried drugs in the past year; this proportion ranged from 0.4% in periurban Mandalay to 9% in urban Yangon. The prevalence of injecting drug use among male and female respondents aged 15-24 years was 0.14% (5/3,592) and 0.17% (6/3,456), respectively.

3.2. Knowledge and misconception about HIV/AIDS

Overall, 98.7% of the respondents had ever heard about HIV/AIDS. Awareness about HIV/AIDS was high among men and women and in all survey locations. (Annex III, Table 1). Of 6,946 respondents, 64% knew of someone who had HIV/AIDS or had died of AIDS; this proportion ranged from 74% in Monywa to 53% in Yangon. Few respondents (13%, 896/6,852) knew of a friend or relative who had HIV/AIDS.

A large proportion of the respondents (88%) were aware that HIV could be prevented by being faithful to one partner and 84% knew that using condoms can prevent HIV. Fewer (63%) youth knew that HIV can be prevented by abstinence (Annex III, Tables 1,2,3,4). 95% percent of the respondents correctly answered that HIV could be transmitted by contaminated needles. Eighty-eight percent women and 82% men knew that the virus could be transmitted from an infected mother to a child (Annex III, Tables 5,6). Although the majority of the population had heard about HIV/AIDS, comprehensive and effective knowledge about prevention methods was relatively low and misconceptions about HIV/AIDS were prevalent (Annex III, Tables 7, 8, Figure 3.1). Levels of comprehensive correct knowledge were similar across survey sites in male and female respondents (Figure 3.2)

Fig. 3.1. Knowledge about HIV transmission and prevention among youth aged 15-24 years, 2008

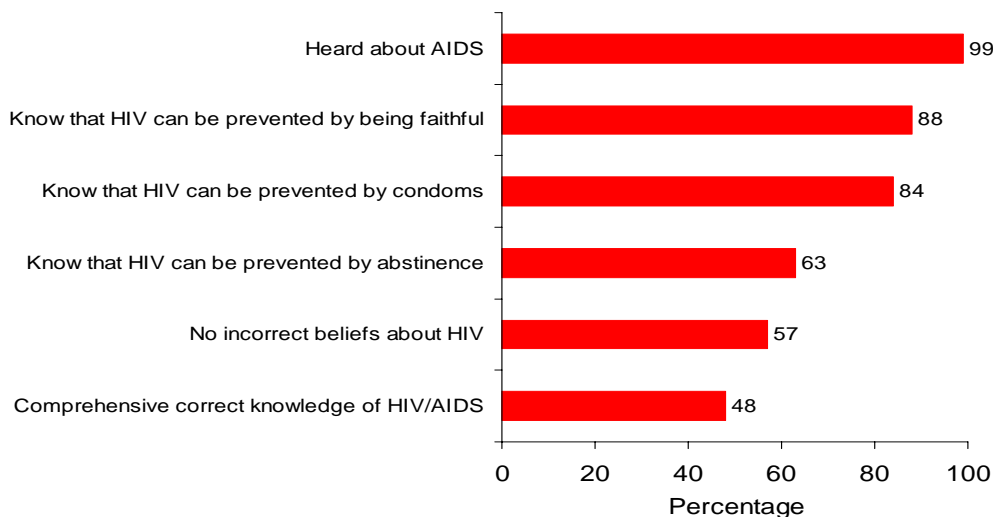
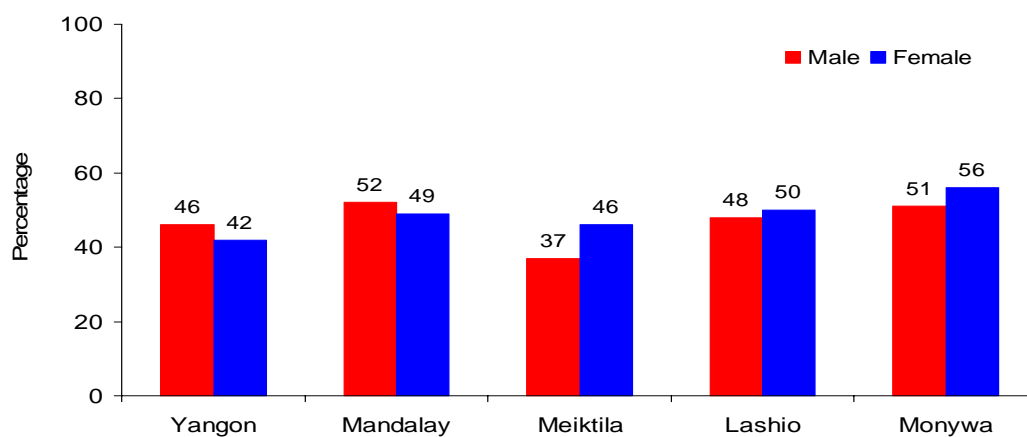


Figure 3.2. Proportion of youth who both correctly identify ways of preventing the sexual transmission of HIV and who reject major misconceptions about HIV transmission, by sex, 2008



3.3. STI awareness, prevalence and care-seeking

Overall, 78% (5,437/6,953) of the respondents were aware of an STI other than HIV/AIDS. However, only 39% men and 34% women were aware of one or more symptoms of an STI.

In all, self reported prevalence of genital ulcer among males and females in the last 12 months was 4.8% (125/2,627) and 2.5% (70/2,806), respectively. The proportion of men and women with genital discharge was 3.1% (81/2,620) and 22.3% (621/2,791), respectively (Annex III, Table 9, 10). There were site-wise variations in the reported prevalence of STIs (Figure 3.3, figure 3.4) with lowest levels being reported in Monywa and highest in Yangon. Among those who had a genital ulcer or genital discharge, only 18.4% (150/817) sought treatment. Of the 150 respondents who sought treatment, 38% reported visiting a government outpatient clinics, 31% reported self medication, and 11.3% visited other government clinics; only 8.6% reported visiting an NGO clinic and few (6.7%) used traditional medicine.

Figure 3.3 Proportion of youth who reported having genital ulcer in the past 12 months, by sex, 2008

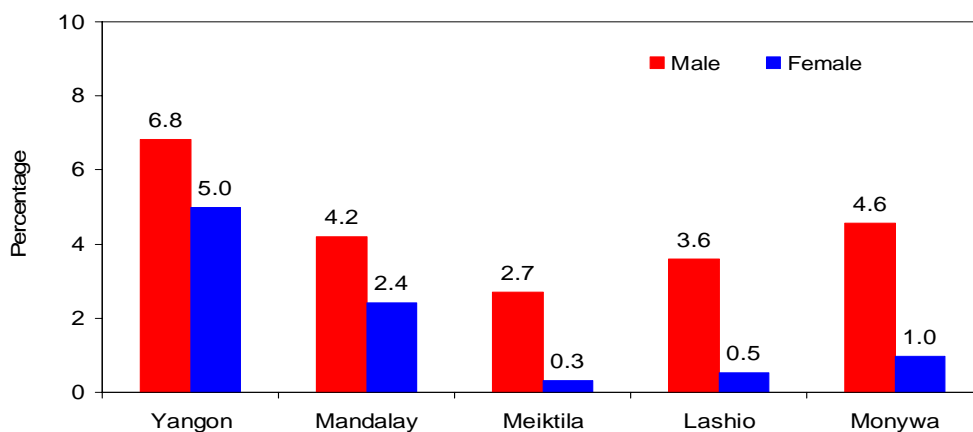
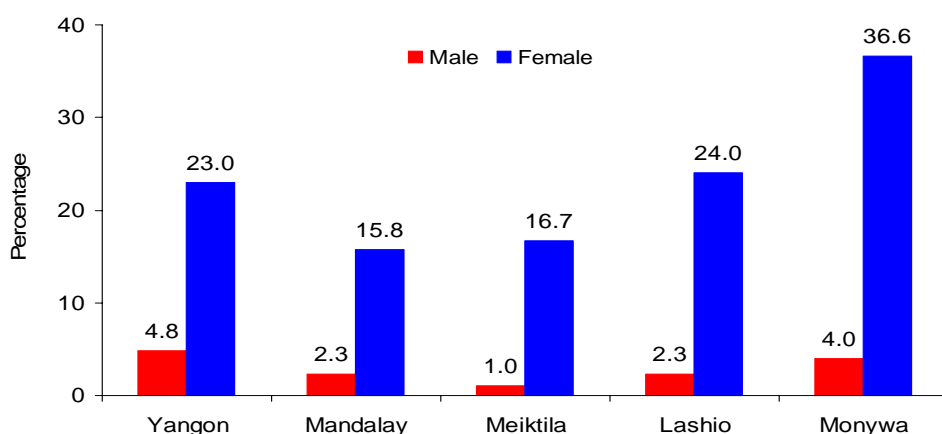


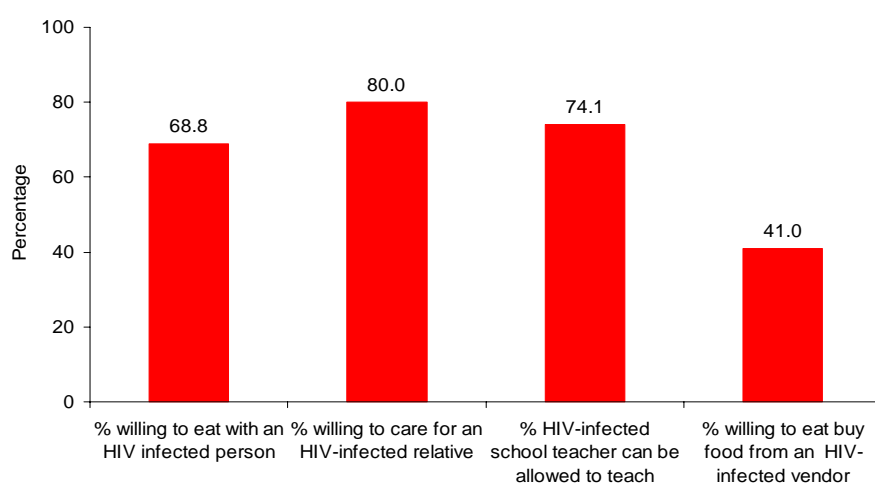
Figure 3.4 Proportion of youth who reported having genital discharge in the past 12 months, by sex, 2008



3.4. Stigma and discrimination

Significant levels of stigma and discrimination prevail against the people living with HIV/AIDS at all survey sites. Less than half of the respondents (41%) were willing to buy food from an HIV-infected vendor (Figure 3.5, Annex III, Table 11). In all, 74% of the respondents expressed willingness to care for an HIV-infected, 69% were willing to eat with an HIV-infected person and 74% expressed that HIV-infected school teacher can be allowed to teach. These attitudes were reflected by youth of both sexes across all sites.

Figure 3.5. Attitude among youth towards people living with HIV/AIDS—Myanmar, 2008



3.5. Sexual behavior

In all, 25.7% of the male respondents and 29.7% of the female respondents were sexually active (Annex III, Table 12). The median age of first sex among male and female respondents was 19 and 18 years, respectively.

Among sexually active men (n=897), 41% reported a girlfriend as the first sexual partner and 30% reported having first time sex with wife; 24% young men reported that FSW was their first sex partner.

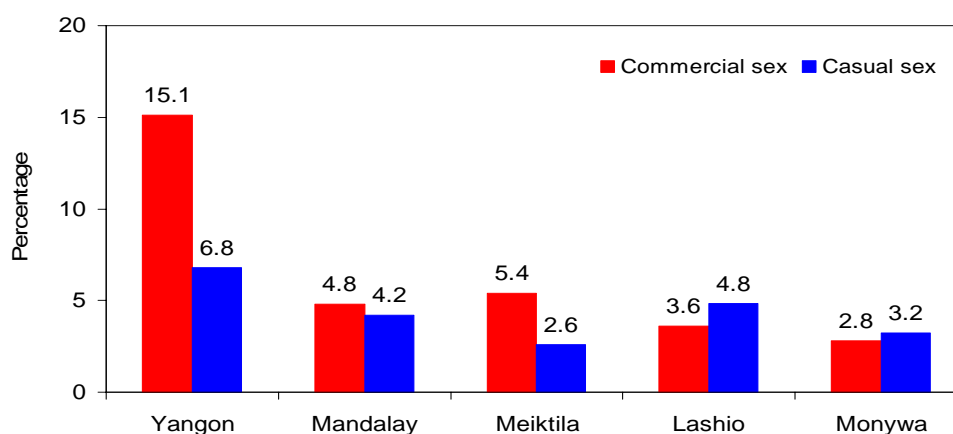
In all, 258 of 3,495 youth (7.4%; 95% CI=6.5-8.3) young men reported having sex with a sex worker in the past 12 months. This proportion varied from 2.8% in Monywa to 15.1% in Yangon (figure 3.6). The median number of commercial sex partners in the last 12 months was 2 (range: 1-30). For all sites combined, 90% (232/258) youth reported using a condom at last sex with a sex worker. Consistent condom use was also reasonably high during paid sex; 70% of 258 young men reported always using condoms and 14% almost always used condoms with sex workers during the last 12 months.

A total of 4.7% (163/3,495) young men and 1% (35/3,458) young women reported having casual sex (sex with a non-regular partner) in the last 12 months. Majority of them had one or two partners. Only 52% (84/163) male respondents who had casual sex reported using condom at last casual sex.

In all, of 345 young men (10%) had high-risk sex (either with a sex worker or a casual acquaintance) in the last 12 months; of these, only 53% consistently used a condom.

A total of 2.3% (82/3,495) young men reported ever having sex with another man; 1.6% (55/3495) young men reported having sex with another man in the past 12 months; this proportion varied from 0.2% in Monywa and Lashio to 3.1% in Yangon. The median number of partners was 1 (range:1-10). Of young men reporting sex with another man in the past 12 months (n=55), 56% always used condom and 5.5% almost always used condoms.

Figure 3.6. Proportion of youth who had high-risk sex in the past 12 months, by type of sex, 2008



6. Exposure to interventions

Majority of the population had access to one or more mass media source. TV was watched by 91% of the population and nearly 74% read print media. Only 39% mentioned listening to the radio. Exposure to media was similar among male and female respondents.

Overall, 38% respondents received most of the health education messages from parents/relatives, TV (30%), friends (19%) and health staff (18%) was the other common sources of health information; only 1.8% reported receiving health education messages from the radio.

In all, 89% (3112/3,495) of male respondents and 54% (1846/3,450) female respondents had ever seen a condom. However, only 64% of male and 30% female respondents knew a place or a person from where to obtain a condom. The pharmacies, stores and betel shops were most commonly named as the places to obtain a condom.

In all, 6.7% (234/ 3,495) male respondents and 5.1% (176/3,459) female respondents mentioned that they took an HIV test in the last 12 months and received their results (Annex III, Table 13). Of the sexually active youth, 28% (546/1,924) had ever taken an HIV test. Limiting the analyses to only those respondents who were sexually active, 11.7% (105/897) male and 12.6% (129/1,027) female respondents reported having taken an HIV test in the last 12 months and receiving their results (Figure 3.7). Of the 5,968 respondents who had never received an HIV test, 70% (4,157) expressed that they intended to get an HIV test. This proportion was similar for male and female respondents across survey sites. Of 890 respondents those who had ever received an HIV test, 52% got tested in a government health facility, 19% in a private health facility and 17% in an NGO facility and 13% at other facilities. The commonest reason for HIV testing was that they wanted to know the HIV status (Figure 3.8). HIV testing during antenatal care accounted for half the female respondents receiving an HIV test. Only half (3,642/6,954) of all respondents and 62% (1,201/1,924) of sexually active respondents were aware of a place to get an HIV test done. Of those who knew of a place to get a test, an overwhelming majority (86%) mentioned a hospital/clinic; a fifth 21% mentioned NGO clinics.

A total of 37% (2,558/6,941) respondents were aware of the antiretroviral therapy (ART) programme. This proportion ranged from 47% in Mandalay to 25% in Lashio. The awareness about ART programme was significantly higher among female respondents (45%) than male respondents (29%).

Figure 3.7. Percentage of youth who voluntarily requested an HIV test in the last 12 months and received the results, by gender, 2008

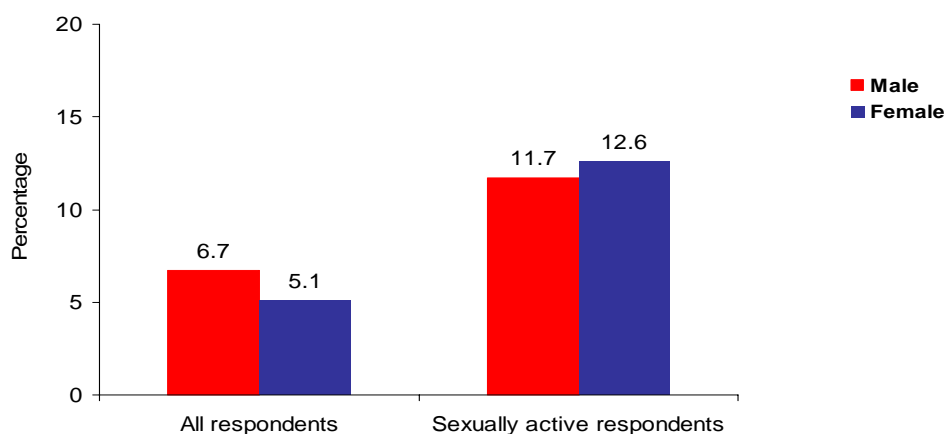
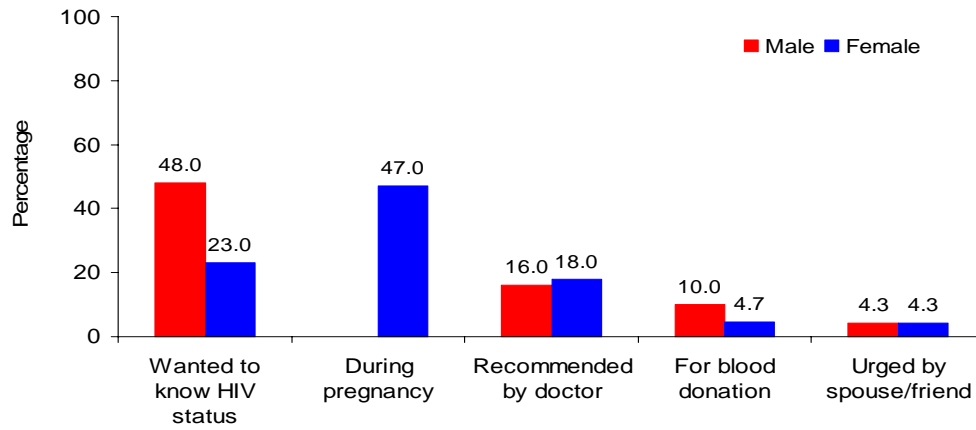


Figure 3.8 Reasons given by youth for getting an HIV test, by sex, 2008



4. Conclusions

4.1. Comprehensive and correct knowledge about HIV prevention is relatively low

HIV/AIDS awareness among OSY population was universal but barely half of them had comprehensive and correct knowledge. Moreover, a large proportion of the OSY population had misconceptions/ wrong beliefs about HIV transmission. Across survey sites, 31% to 50% of the respondents had one or more of the three most common misconceptions about HIV transmission. Comprehensive correct knowledge about HIV/AIDS is one of the UNGASS indicators being monitored towards the achievement of MDGs by 2015. Among OSY, the current level (48%) falls far short of the expected goal (95%) by 2015.

4.2. Stigmatizing attitudes towards PLHIV are prevalent

Linked to the existence of common misconceptions, stigmatizing towards PLHIV were common among the OSY population. Between 20-60% of the youth in this survey showed negative attitudes towards PLHA as reflected by their unwillingness to care for an HIV-infected relative to their aversion to buy food from an HIV-infected vendor.

4.3. STI services are under-utilized

While a large majority of OSY population was aware of one or more STIs, less than 40% of them were able to correctly mention one or more symptoms of STI among men and women. A significant proportion of the OSY population reported an STI reflecting sexual activity in this population but a minority of them sought treatment for STIs.

4.4. Most men used condoms with sex workers. But condom use is suboptimal during casual sex and male-to-male sex

About 10% of the male young respondents engaged in paid sex or casual sex in the past year but the number of reported partners reported was low. While 90% young men used a condom at last sex with a sex worker, only 52% used condom during casual sex. Consistent condom use in male-to-male sex was just 56%.

4.5. HIV counseling and testing needs remain unmet

Almost two-thirds of sexually active youth never had an HIV test. However, an overwhelming large majority of them expressed the willingness to have a confidential HIV test. A significant proportion of OSY were unaware of the place to get an HIV test. Only half the respondents and 62% of sexually active respondents were aware of a place to get an HIV test done. These findings indicate that there is a demand and need for HIV counseling and testing but awareness about VCCT and their utilization is low.

5. Limitations of the Study

This large multi-site study was undertaken to assess HIV/AIDS knowledge, attitudes and risk behaviors amongst OSY, that can be monitored over time and to provide information to guide programme planning and prevention efforts. The survey was designed using standard international tools. Priority was given to quality aspects at every stage.

The findings of the survey should be interpreted in the light of certain limitations. First, as in any interview-based surveys, it is possible that respondents may not have accurately answered some of the sensitive questions, or may have had difficulties in recalling information. Second, the scope of this survey was limited to obtaining quantitative indicators; the questionnaire was structured with limited probes and mostly included closed ended responses which provided little qualitative data. And finally, the findings of this study were based on 5 townships of urban areas and may not necessarily be generalized to represent the behaviors of the youth of all parts from the country. The study, however, did include OSY population from peri-urban communities in Yangon and Mandalay.

Although the validity of survey was questionable, it is expected that most respondents answered without inhibitions as personal identification details were not collected. In addition, NAP recruited interviewers from the local areas who were non-government staffs. It must be noted that this is the first survey among out-of-school youth, an important risk group, and the data generated through this survey is valuable for programme planning and monitoring.

6. Recommendations

1. **Increase uptake of HIV counseling and testing services.** There is a need to increase access to HIV counseling and testing services for those who need it and are willing to use these services. A large majority of the youth expressed willingness to undergo HIV counseling and testing but relatively few had taken the test. There is a need to create awareness through television and other media about the availability of VCCT services. The location of VCCT services should also be widely publicized. Operations research should be undertaken to explore reasons for the unmet need for HIV counseling and testing and accordingly, strategies should be devised to increase access and utilization of counseling and testing services.
2. **Reinforce consistent condom use in casual sex with non-regular partners and male-to-male sex.** Since condom use is particularly low in casual sex and male-to-male sex, targeted communication is needed to develop appropriate message to address this. Formative research should be undertaken to identify reasons for the low use of condoms in casual sex and male-to-male sex.
3. **Improve utilization of STI services by youth.** Awareness should be increased among youth about symptoms of STIs and the importance of timely treatment. As youth are likely seek STI services from multiple sources, there is a need to orient and train health workers from government, NGOs and private sector for clinical management of STIs as well as to provide youth friendly services.
4. **Strengthen the HIV/AIDS IEC campaign.** Innovative mechanisms that appeal to youth should be devised to dispel myths and incorrect beliefs that surround HIV transmission.
5. **Continue to reducing stigma and discrimination against PLHIVs:** Targeted advocacy should be carried out through media and other appropriate channels to convey of accepting attitudes towards PLHIV. Engaging PLHIV and NGOs, closely investigate incidents of stigma and discrimination and appropriately address underlying factors that result in these incidents.

ANNEXURES

Annex I. Selected demographic and developmental indicators, Myanmar

Demographic and socio-economic data			
Indicator	Year	Estimate	Source
Total Population (millions)	2007	56.52	Health in Myanmar 2008, MOH
Population aged 15-49 (millions)	2007	33.41	Health in Myanmar 2008, MOH
Annual Population Growth rate	2007	2.02	Health in Myanmar 2008, MOH
% of Population in urban areas	2007	39.56	Health in Myanmar 2008, MOH
Total Health Expenditure(Millions)	2001	9212.5	Health in Myanmar 2008, MOH
Per Capita Expenditure on Health (US \$)	2005	38	Health in Myanmar 2008, MOH
Female adult literacy rate (15 years and older)(%)	2000-2006	91	Child survival, UNICEF, 2008
Female net primary school enrolment ratio	2000-2006	102	Child survival, UNICEF, 2008
Female secondary school enrolment ratio	2000-2006	97	Child survival, UNICEF, 2008
Contraceptive prevalence (%)	2000-2006	34	Child survival, UNICEF, 2008
Crude birth rate (births per 1,000 pop.) - Urban - Rural	2005	19 21.9	Health in Myanmar 2008, MOH
Crude death rate (deaths per 1,000 pop.) - Urban - Rural	2007	5.5 6.4	Health in Myanmar 2008, MOH
Maternal mortality rate (per 1,000 live births) - Union	2005	3.16	Health in Myanmar 2008, MOH
Life expectancy at birth (years)	2001-2002	60-64	Health in Myanmar 2008, MOH
Total fertility rate (per woman)	2006	2.1	WHO Statistical Information System (WHOSIS)
Infant Mortality rate (per 1,000 live births)	2001-2002	59.7	Health in Myanmar 2008, MOH
Under-five mortality rate (per 1,000 live births) - Urban - Rural	2005	70 71.2	Health in Myanmar 2008, MOH

Annex II. Data collection instrument: Out of school youth (Male)

Answer no. _____ Date : _____ Town/Village _____

Choose one answer for one question. If more than one answer is needed, more instruction is given. Circle the number or alphabet (or) fill in blanks for related answers.

Sr.	Question	Response Codes	
1	How old are you?	Age in completed years ____ (15-24 years of age) Don't know 8	
2	What is your nationality?	_____	
3	What religion are you?	Buddhist 1 Christian 2 Islam 3 Hindu 4 Others 5	
4	What is the township of your permanent residence?	_____	
5	How long have you been living in this place?	Less than a year 0 Number of years: ____ No response 9	
6	Are you currently employed	No 1 Yes 2	If no, skip to Q 8
7	What is your occupation?	_____	
8	What is the highest level of education you have completed? CIRCLE ONE	Cannot read or write, did not go to school 1 Can read and write, school or monastery education 2 From 1 st to 4 th standard 3 From 5 th to 8 th standard 4 From 9 th -10 th standard 5	
9	Do you usually read in your free time? CIRCLE ALL THAT APPLY DO NOT READ LIST	No. 0 Yes 1 ----- if yes, what you read ↓ Newspaper 1 Journal 1 Magazine 1 Newsletters 1 Novel 1 Cartoon 1 Others----- 7	

10	Do you usually listen to the radio? CIRCLE ALL THAT APPLY DO NOT READ LIST	No. 0 Yes 1 ----- ↓ Song 1 Story 1 News 1 Advertisement 1 Educational Program 1 Others _____ 7	
11	Do you usually watch TV? CIRCLE ALL THAT APPLY DO NOT READ LIST	No. 0 Yes 1 ----- ↓ Song 1 Story 1 News 1 Advertisement 1 Educational Program 1 Others ----- 7	
12	From where/ whom do you receive most of your information about health? CIRCLE ONE DO NOT READ LIST	Health Staff 1 Radio 1 TV 1 Magazine/ Newsletter 1 Volunteer/NGO worker 1 Friend 1 Teacher 1 Parents/ relative 1 Others _____ 7	
13	Have you ever been married?	No 0 Yes 1	If no skip to Q 16
14	How old were you the first time you got married?	Age in years ____	
15	What is your current marital status?	Married 1 Divorced, Separated 2 Widowed 3 Single 4	
16	With whom do you live now?	Live with wife 1 Liver with other sex partner 2 Live with parents/ relatives 3 Live with friends 4 Live alone 5	
17	In the last month , how often have you had drinks containing alcohol (liquor, beer, toddy, brew)?	Did not have alcohol. 1 Less than once a week 2 Once a week 3 More than per week 4 Daily 5	
18	Some people have tried a range of different types of drugs. (for example, heroin, white powder, methamphetamine, WY, Yama, Gaung Kha, Tranquilizers, Pethidine, Marijuana). Have you ever tried these types of drugs?	No 0 Yes 1 Don't know 8 No response 9	If no, skip to Q 20

19	Some people have used drugs by injecting it. Have you ever tried injecting drugs in last 12 months ?	No 0 Yes 1 Don't know 8 No response 9	
----	---	--	--

Now I would like to ask you some questions about your sexual relationships

20	Have you ever had sex?	No 0 Yes 1 No response 9	If no, skip to Q 46
21	How old were you when you had sex for the first time?	Age in years ____ Don't know 8 No response 9	
22	With whom did you have sex for the first time? CIRCLE ONE	Female sex worker 1 Girlfriend/ lover 2 Wife 3 Other sexual partner(female) 4 Other sexual partner(male) 5	
23	Did you and your partner use a condom at the first time you had sex?	No 0 Yes 1 Don't know 8 No response 9	
24	Have you had sex in the last year ?	No 0 Yes 1 No response 9	If no, skip to 46

Now I would like to ask you about your regular partner (spouse or girl friends)

25	In the last year , did you have a regular sexual partner?	No 0 Yes 1 No response 9	Skip to Q 31
26	If so, how many regular sexual partner did you have in the last year ?	Number -----	
27	The last time you had sex with this regular partner, did you use a condom?	No 0 Yes 1 No response 9	Skip to Q 29
28	Who suggested condom use at that time? CIRCLE ONE	Self 1 Sex partner 2 Both 3 Don't know 8 No response 9	
29	In the last year , with what frequency did you use condoms?	Every time 1 Almost every time 2 Sometimes 3 Never 4 Do not Remember 8 No response 9	If every time or mostly every time, skip to Q 31

30	Why didn't you use condoms ? CIRCLE ALL THAT ARE MENTIONED DO NOT READ LIST	Not easily available 1 Expensive 2 Partner doesn't like to use 3 I don't like to use 4 Use other contraceptive 5 Don't think it is necessary 6 Didn't think of it 7 Other _____ 8 Don't know 88 No response 99	
----	---	---	--

Now, let's talk about your paid, commercial sex partners

31	In the last year , did you have a commercial sex partner?	No 0 Yes 1 No response 9	If no, skip to Q 37
32	In the last year , how many commercial sex partners did you have?	Number -----	
33	The last time you had sex with the commercial sex partner, did you use a condom?	No 0 Yes 1 Don't know 8 No response 9	If no, skip to Q 35
34	Who suggested condom use that time? CIRCLE ONE	Self 1 Sex partner 2 Both 3 Don't know 8 No response 9	
35	In the last year , with what frequency did you use condoms?	Every time 1 Almost every time 2 Sometimes 3 Never 4 Don't know 8 No response 9	If every time or mostly every time, skip to Q 37
36	Why didn't you use condoms? CIRCLE ALL THAT ARE MENTIONED DO NOT READ LIST	Not easily available 1 Expensive 2 Partner doesn't like to use 3 I don't like 4 Use other contraceptive 5 Didn't think it was necessary 6 Didn't think of it 6 Others _____ 7 Don't know 8 No response 9	

Now I would like to ask you some question about your non-regular, non-commercial sex partner

37	In last year , did you have non-regular partner?	No 0 Yes 1 No response 9	If no, skip to Q 43
38	In the last year , how many non-regular partners did you have?	Number -----	

39	The last time you had sex with this non-regular partner, did you use a condom?	No 0 Yes 1 Don't know 8 No response 9	If no, skip to Q 41
40	Who suggested condom used that time? READ LIST CIRCLE ONE	Self 1 Sex partner 2 Both 3 Don't know 8 No response 9	
41	In the last year , with what frequency did you use condoms?	Every time 1 Almost every time 2 Sometimes 3 Never 4 Don't know 8 No response 9	If every time or mostly every time, skip to Q 43
42	Why didn't you use condoms? CIRCLE ALL THAT ARE MENTIONED DO NOT READ LIST	Not easily available 1 Expensive 2 Partner doesn't like to use 3 I don't like 4 Use other contraceptive 5 Didn't think it was necessary 6 Didn't think of it 7 Others _____ 8 Don't know 88 No response 99	

Now I would like to ask you some questions about your experience with the other men

43	We have just talked about your female partners. Have you ever had sex with another man?	No 0 Yes 1 No response 9	If no, skip to Q 46
44	In the last year , how many male sex partners have you had?	No 0 Yes 1 Number of male partners ____	If no, skip to Q 46
45	In the last year , how often did you use condoms with your male sex partners?	Every time 1 Almost every time 2 Sometimes 3 Never 4 Do n't know 8 No response 9	

Now I would like to ask you some questions about your experience with condoms

46	Have you seen condom? (Respondent would have seen by own eye)	No 0 Yes 1 Don't know 8	If no, skip to Q 50
47	Have you ever used condom?	No 0 Yes 1 No response 9	
48	Do you know of any place or person from which you can obtain the condoms?	No 0 Yes 1 Don't know 8	If no skip to Q 50

49	What are some of the places that you know where you can get condoms? CIRCLE ALL THAT ARE MENTIONED DO NOT READ LIST	Pharmacy 1 Store/ Shop 2 Betel shop 3 Hospital/ clinic 4 Koraoke/ Restaurant 5 Inn/ Hotel/ Motel 6 Guest house 7 Health educator 8 Friend 9 NGO worker 10 Others _____ 11 Don't know 88	
----	---	--	--

Now I would like to ask your knowledge on sexually transmitted diseases

50	Have you heard of diseases that can be transmitted through the sexual intercourse?	No 0 Yes 1 No response 9	If no, skip to Q 57
51	Can you describe any symptoms of STDs in women?any other? CIRCLE ALL THAT ARE MENTIONED DO NOT READ LIST	Abdominal pain 1 White or foul smelling discharge 2 Itchiness around genitalia 3 Burning/ painful urination 4 Pain during sex 5 Genital ulcer 6 Swelling in groin 7 Infertility 8 No symptoms 9 Others _____ 10 Don't know 88 No response 99	
52	Can you describe any symptoms of STDs in men?.... any other? CIRCLE ALL THAT ARE MENTIONED DO NOT READ LIST	Discharge from penis 1 Burning/ painful urination 2 Pain during sex 3 Genital ulcer 4 Swelling in groin 5 No symptoms 6 Others _____ 7 Don't know 88 No response 99	
53	Did you have discharge from your genitalia in the last year ?	No 0 Yes 1	
54	Did you have ulcer on your genitalia in the last year ?	No 0 Yes 1	
55	The last time you had a discharge or ulcer, did you seek treatment?	No 0 Yes 1	If no, skip to Q 57
56	If medical treatment has been taken, where did you go for treatment? CIRCLE ALL THAT ARE MENTIONED DO NOT READ LIST	Self medication 1 OPD treatment 2 Traditional medicine 3 Treatment at HIV/AIDS clinic 4 Govt hospital/clinic 5 Clinics at NGOs 6 Others -----7	

I will ask on your knowledge and attitudes on HIV and AIDS

57	Have you heard of HIV or AIDS?	No 0 Yes 1	If no, interview is over
58	Do you know someone who is infected with HIV or who has died of AIDS?	No 0 Yes 1	
69	Do you have a close relative or friend who is infected with HIV or who has AIDS?	No 0 Yes 1	
60	Can people protect themselves from getting HIV sexually by using a condom correctly every time they have sex?	No 0 Yes 1 Don't know 8	
61	Can a person get HIV from mosquito bites?	No 0 Yes 1 Don't know 8	
62	Can people protect themselves from getting HIV sexually by abstaining from sex?	No 0 Yes 1 Don't know 8	
63	Can a person get HIV if they and their partner are faithful to each other and their partner is not infected?	No 0 Yes 1 Don't know 8	
64	Can a person get HIV by sharing a meal with someone who is infected?	No 0 Yes 1 Don't know 8	
65	Can a person get HIV by injecting with a needle that was already used by someone else?	No 0 Yes 1 Don't know 8	
66	Do you think that a healthy-looking person can have HIV?	No 0 Yes 1 Do not know 8	
67	Can a pregnant woman infected with HIV or AIDS transmit the infection to her unborn child?	No 0 Yes 1 Don't know 8	
68	Can a woman with HIV transmit the virus to her newborn child through breastfeeding?	No 0 Yes 1 Don't know 8	
69	Do you know that if mother to child transmission can be prevented?	No 0 Yes 1 Don't know 8	If no, skip to Q 71
70	If preventable, how can you prevent mother to child transmission be prevented? CIRCLE ALL THAT ARE MENTIONED DO NOT READ LIST	Antiretroviral Therapy/special medication 1 No breast feeding 2 Delivery by caesarean section 3 Other _____ 4 Don't know 8	

71	In the last month, have you ever visited to? CIRCLE ALL THAT ARE MENTIONED DO NOT READ THE LIST	No 0 Drop in center 1 Clinics at NGOs 2 Private clinics 3 Needle exchange Program 4 Methadone maintenance program 5	
72	In the last month, have you been visited by outreach worker or peer?	No 0 Yes 1	
73	Have you ever taken an HIV test? I don't want to know the result of your test, I just want to know if you have been tested.	No 0 Yes 1	If no, skip to Q 81
74	How many times have you been tested for HIV?	Number of times ____ Don't know 88	
75	When was the last time you got tested for HIV ?	Within the last 6 months 1 Between 6-12 months 2 Over one year ago 3	
76	Where did you go for HIV testing	Govt. Hospital/ clinic 1 Private hospital/clinic 2 Clinics at NGOs 3 Others (mention) _____ 4	
77	The last time you went for an HIV test, why did you get the test done? CIRCLE ALL THAT ARE MENTIONED DO NOT READ LIST	I wanted to know my HIV status 1 Urged by wife/ sex partner 2 Urged by Friend 3 Recommended by doctor 4 For regular blood testing 5 Other ----- 6	
78	The last time you were tested, did you get your test result? I don't want to know the result, I just want to know if you got the result.	No 0 Yes 1 Don't know 8	If no, skip to Q 81
79	Did you share the test result to others?	No 0 Yes 1	If no, skip to Q 81
80	If so, to whom did you share your test result? CIRCLE ALL THAT ARE MENTIONED DO NOT READ LIST	Sex partner 1 Friend 2 Family member 3 Health staff 4 Colleague 5 Other----- 7	
81	If you were sure you could get a confidential HIV test, would you be interested in testing?	No 0 Yes 1	
82	Do you know the different places where you can do HIV testing?	No 0 Yes 1	If no, skip to Q 84
83	Where can you do HIV testing?	VCCT 1	

	CIRCLE ALL THAT ARE MENTIONED DO NOT READ LIST	Hospital/ clinic 2 Medicine shop 3 Clinics at NGOs 4 Other _____ 5 Do not know 8	
84	Have you heard of ART or anti-retroviral therapy?	No 0 Yes 1	
85	Would you eat with a person who you knew was infected with HIV?	No 0 Yes 1 Don't know 8 No response 9	
86	If a student male/female is HIV infected, should, he/she be allowed to continue attending school?	No 0 Yes 1 Don't know 8 No response 9	
87	If your relative is ill after HIV infection, would you care for him/her in your home?	No 0 Yes 1 Don't know 8 No response 9	
88	If a school teacher is HIV infected, but if he is still healthy, should he/she continue teaching in school?	No 0 Yes 1 Don't know 8 No response 9	
89	If you know that a vendor or food seller is HIV infected, will you eat from that shop?	No 0 Yes 1 Don't know 8 No response 9	

Our HIV/AIDS program thank you very much for your time and attentive responses.

Out of school youth (Female)

Answer no. _____ Date : _____ Town/Village _____

Choose one answer for one question. If more than one answer is needed, more instruction is given. Circle the number or alphabet (or) fill in blanks for related answers.

Sr.	Question	Response Codes	
1	How old are you?	Age in completed years ___ ___ (15-24 years of age) Don't know 88	
2	What is your nationality?	_____	
3	What religion are you?	Buddhist 1 Christian 2 Islam 3 Hindu 4 Others 5	
4	What is the township of your permanent residence?	_____	
5	How long have you been living in this place?	Less than a year 0 Number of years: ___ ___ No response 99	
6	Are you currently employed	No 1 Yes 2 No response 9	If no, skip to Q 8
7	What is your occupation?	_____	
8	What is the highest level of education you have completed? CIRCLE ONE	Cannot read or write 1 Can read and write 2 From 1 st to 4 th standard 3 From 5 th to 8 th standard 4 From 9 th -10 th standard 5	
9	Do you usually read in your free time? CIRCLE ALL THAT APPLY DO NOT READ LIST	No. 0 Yes 1 ----- if yes, what you read ↓ Newspaper 1 Journal 1 Magazine 1 Newsletters 1 Novel 1 Cartoon 1 Others----- 7	
10	Do you usually listen to the radio? CIRCLE ALL THAT APPLY DO NOT READ LIST	No. 0 Yes 1 ----- if yes, what you read ↓ Song 1 Story 1 News 1 Commercial 1 Advertisement 1 Educational Program 1 Others _____ 7	
11	Do you usually watch TV?	No 0 Yes 1 ----- if yes, what you read	

	CIRCLE ALL THAT APPLY DO NOT READ LIST	Song 1 Story 1 News 1 Commercial 1 Advertisement 1 Educational Program 1 Others ----- 7	
12	From where/ whom do you receive most of your information about health? CIRCLE ALL THAT ARE MENTIONED DO NOT READ LIST	Health Staff 1 Radio 1 TV 1 Magazine/ Newsletter 1 Volunteer/NGO worker 1 Friend 1 Teacher 1 Parents/ relative 1 Others _____ 7	
13	Have you ever been married?	No 0 Yes 1	If no skip to Q 16
14	How old were you the first time you got married?	Age in years ____ ____.	
15	What is your current marital status?	Married 1 Divorced, Separated 2 Widowed 3 Single 4	
16	With whom you live now?	Live with wife 1 Other sex partner 2 Live with parents/ relatives 3 Live with friends 4 Live alone 5	
17	In the last month , how often have you had drinks containing alcohol (liquor, beer, toddy, brew)?	Did not have alcohol. 1 Less than once a week 2 Once a week 3 More than per week 4 Daily 5	
18	Some people have tried a range of different types of drugs (for example, heroin, white powder, methamphetamine, WY, Yama, Gaung Kha, Tranquilizers, Pethidine, Marijuana). Have you ever tried these types of drugs?	No 0 Yes 1 Don't know 8 No response 9	If no, skip to Q 20
19	Some poeple have used drugs by injecting it. Have you ever tried injecting drugs in last year ?	No 0 Yes 1 Don't know 8 No response 9	
Now I would like to ask you some questions about your sexual relationships			
20	Have you ever had sex?	No 0 Yes 1 No response 9	If no, skip to Q 40
21	How old were you when you had sex for the	Age in years ____ ____	

	first time?	Don't know 8	
22	Did you or your partner use condom when you had sex for the first time?	No 0 Yes 1 Don't know 8 No response 9	
23	Have you had sex in the last year ?	No 0 Yes 1 No response 9	If no, skip to Q 40

Now I would like to ask you about your regular male sexual partner

24	In the last year , did you have a regular sexual partner?	No 0 Yes 1 No response 9	Skip to Q 30
25	If so, how many partners did you have in the last year ?	Number -----	
26	The last time you had sex with this regular partner, did you use a condom?	No 0 Yes 1 Not remember 8 No response 9	If no, skip to Q 29
27	Who suggested condom use that time? CIRCLE ONE	Self 1 Sex partner 2 Both 3 Don't know 8 No response 9	
28	In the last year, how often did you use condoms with your regular partner?	Every time 1 Almost every time 2 Sometimes 3 Never 4 Don't know 8 No response 9	If every time or mostly every time, skip to Q 30
29	Why didn't you use condoms? CIRCLE ALL THAT ARE MENTIONED DO NOT READ LIST	Not easily available 1 Expensive 2 Partner doesn't like to use 3 I don't like to use 4 Used other contraceptive 5 Don't think it is necessary 6 Didn't think of it 7 Other _____ 8 Don't know 88 No response 99	

**Now I would like to ask you some question about your non-regular, non-commercial sex partner
(Nor your spouse or regular boyfriend)**

30	In last year, did you have non-regular partner?	No 0 Yes 1 No response 9	If no, skip to Q 36
31	In the last year, how many non-regular partners did you have?	Number -----	
32	The last time you had sex with this non-regular partner, did you and your partner use a condom?	No 0 Yes 1 Don't know 8 No response 9	If no, skip to Q 34
33	Who suggested condom use that time?	Self 1	

	CIRCLE ONE	Sex partner 2 Both 3 Don't know 8 No response 9	
34	In the last year , how often did you use condoms?	Every time 1 Almost every time 2 Sometimes 3 Never 4 Don't know 8 No response 9	If every time or mostly every time, skip to Q 36
35	What are the main reasons for not always using a condom? CIRCLE ALL THAT ARE MENTIONED DO NOT READ LIST	Not easily available 1 expensive 2 Partner doesn't like to use 3 I don't like 4 Contraceptive taken 5 Didn't think it was necessary 6 Didn't think of it 6 Others _____ 7 Don't know 8 No response 9	

Now I would like to ask you some questions about your experience with condoms

36	Have you seen condom? (Respondent would have seen by own eye)	No 0 Yes 1 Don't know 8	If no, skip to Q 40
37	Have you ever used condom?	No 0 Yes 1 No response 9	
38	Do you know of any place or person from which you can obtain the condoms?	No 0 Yes 1	If no, skip to Q 40
39	What are some of the places that you know where you can get condoms? CIRCLE ALL THAT ARE MENTIONED DO NOT READ LIST	Pharmacy 1 Store/ Shop 2 Betel shop 3 Hospital/ clinic 4 Koraoke/ Restaurant 5 Inn/ Hotel/ Motel 6 Guest house 7 Health educator 8 Friend 9 NGO worker 10 Others _____ 11 Don't know 8	

Now I would like to ask your knowledge on sexually transmitted diseases

40	Have you heard of diseases that can be transmitted through the sexual intercourse?	No 0 Yes 1	If no, skip to Q 47
41	Can you describe any symptoms of STDs in women ? any other? CIRCLE ALL THAT ARE MENTIONED	Abdominal pain 1 White or foul smelling discharge 2 Itchiness around genitalia 3 Burning/ painful urination 4	

	DO NOT READ LIST	Painful during sex 5 Genital ulcer 6 Swelling in groin 7 Infertility 8 No symptoms 9 Others _____ 10 Don't know 88 No response 99	
42	Can you describe any symptoms of STDs in men? any other? CIRCLE ALL THAT ARE MENTIONED DO NOT READ LIST	Discharge from penis 1 Burning/ painful urination 2 Painful during sex 3 Genital ulcer 4 Swelling in groin 5 No symptoms 6 Others _____ 7 Don't know 88 No response 99	
43	Did you have discharge from your genitalia in the last year?	No 0 Yes 1	
44	Did you have ulcer on your genitalia in the last year?	No 0 Yes 1 Don't know 8	If no, skip to Q 47
45	The last time you had a discharge or ulcer, did you seek treatment?	No 0 Yes 1	If no, skip to Q 47
46	If medical treatment has been taken, where did you go for treatment? CIRCLE ALL THAT ARE MENTIONED DO NOT READ LIST	Self medication 1 OPD treatment 2 Traditional medicine 3 Treatment at HIV/AIDS clinic 4 Govt hospital/clinic 5 Clinics at NGOs 6 Others -----7	

I will ask about your knowledge and attitudes on HIV and AIDS

47	Have you heard of HIV or AIDS?	No 0 Yes 1	If no, interview is over
48	Do you know someone who is infected with HIV or who has died of AIDS?	No 0 Yes 1	
49	Do you have a close relative or friend who is infected with HIV or who has AIDS?	No 0 Yes 1	
50	Can people protect themselves from getting HIV sexually by using a condom correctly every time they have sex?	No 0 Yes 1 Don't know 8	
51	Can a person get HIV from mosquito bites?	No 0 Yes 1 Don't know 8	
52	Can people protect themselves from getting HIV sexually by abstaining from sex?	No 0 Yes 1 Don't know 8	
53	Can a person get HIV if they and their partner	No 0 Yes 1	

	are faithful to each other and their partner is not infected?	Don't know 8	
54	Can a person get HIV by sharing a meal with someone who is infected?	No 0 Yes 1 Don't know 8	
55	Can a person get HIV by injecting with a needle that was already used by someone else?	No 0 Yes 1 Don't know 8	
56	Do you think that a healthy-looking person can have HIV?	No 0 Yes 1 Don't know 8	
57	Can a pregnant woman infected with HIV and AIDS transmit the infection to her unborn child?	No 0 Yes 1 Don't know 8	
58	Can a woman with HIV transmit the virus to her newborn child through breastfeeding?	No 0 Yes 1 Don't know 8	
59	Do you know that if mother to child transmission can be prevented?	No 0 Yes 1 Don't know 8	If no, skip to Q 61
60	If preventable, how can you prevent mother to child transmission be prevented? CIRCLE ALL THAT ARE MENTIONED DO NOT READ THE LIST	Antiretroviral Therapy/special medication 1 No breast feeding 2 Delivery by caesarean section 3 Other _____ 4 Don't know 8	
61	In the last month, have you ever visited to? CIRCLE ALL THAT ARE MENTIONED DO NOT READ THE LIST	No 0 Drop in center 1 Clinics at NGOs 2 Private clinics 3 Needle exchange Program 4 Methadone maintenance program 5	
62	In the last month, have you been visited by outreach worker or peer?	No 0 Yes 1	
63	Have you ever taken an HIV test? I don't want to know the result of your test , I just want to know if you have been tested.	No 0 Yes 1	If no, skip to Q 71
64	How many times have you been tested for HIV?	Number of times ____ ____ Don't know 88	
65	When was the last time you got tested for HIV?	Within the last 6 months 1 Between 6-12 months 2 Over one year ago 3	
66	Where did you go for HIV testing?	Govt. Hospital/ clinic 1 Private hospital/clinic 2 Clinics at NGOs 3 Others _____ 4	
67	The last time you went for an HIV test, why did you get the test done?	I wanted to know my HIV status 1 Urged by wife/ sex partner 2 Urged by Friend 3 Recommended by doctor 4	

		For regular blood testing 5 Being pregnant 6 Other_____ 7	
68	The last time you were tested, did you get your test result? I don't want to know the result , I just want to know if you got the result.	No 0 Yes 1	If no, skip to Q 71
69	Did you share the test result to others?	No 0 Yes 1	If no, skip to Q 71
70	If so, to whom did you share your test result? CIRCLE ALL THAT ARE MENTIONED DO NOT READ LIST	Sex partner 1 Friend 2 Family member 3 Health staff 4 Colleague 5 Others (mention) 7	
71	If you were sure you could get a confidential HIV test, would you be interested in testing?	No 0 Yes 1	
72	Do you know the different places where you can do HIV testing?	No 0 Yes 1	If no, skip to Q 74
73	Where can you do HIV testing? CIRCLE ALL THAT ARE MENTIONED DO NOT READ LIST	VCCT 1 Hospital/ clinic 2 Medicine shop 3 Clinics at NGOs 4 Other _____ 5 Do not know 8	
74	Have you heard of ART or anti-retroviral therapy?	No 0 Yes 1	
75	Would you eat with a person who you knew was infected with HIV?	No 0 Yes 1 Don't know 8 No response 9	
76	If a student male/female is HIV infected, should he/she be allowed to continue attending school?	No 0 Yes 1 Don't know 8 No response 9	
77	If your relative is ill after HIV infection, would you care for him/her in your home?	No 0 Yes 1 Don't know 8	
78	If a school teacher is HIV infected, but if he is still healthy, should he/she continue teaching in school?	No 0 Yes 1 Don't know 8	
79	If you know that a vendor or food seller is HIV infected, will you eat from that shop?	No 0 Yes 1 Don't know 8	

Our HIV/AIDS program thank you very much for your time and attentive responses.

Annex III**Table 1. Proportion of youth who had ever heard of HIV/AIDS**

	Male		Female		Total	
	Number	%	Number	%	Number	%
Yangon	991	99.2%	998	99.7%	1989	99.5%
Mandalay	973	97.5%	993	99.3%	1966	98.4%
Meiktila	491	98.2%	452	98.7%	943	98.4%
Lashio	484	97.4%	487	97.4%	971	97.4%
Monywa	491	98.8%	498	99.6%	989	99.2%
Total	3430	98.3%	3428	99.1%	6858	98.7%

Table 2. Proportion of youth who know that HIV can be prevented by being faithful to one uninfected partner

	Male		Female		Total	
	Number	%	Number	%	Number	%
Yangon	924	92.5%	923	92.2%	1847	92.4%
Mandalay	875	87.5%	881	88.1%	1756	87.8%
Meiktila	450	90.0%	407	88.9%	857	89.5%
Lashio	383	77.1%	456	91.2%	839	84.2%
Monywa	420	84.2%	401	80.2%	821	82.2%
Total	3052	87.3%	3068	88.7%	6120	88.0%

Table 3. Proportion of youth who know that HIV can be prevented by systematic consistent condom use

	Male		Female		Total	
	Number	%	Number	%	Number	%
Yangon	878	87.9%	772	77.1%	1650	82.5%
Mandalay	827	82.7%	887	88.7%	1714	85.7%
Meiktila	389	77.8%	377	82.3%	766	80.0%
Lashio	400	80.5%	426	85.2%	826	82.8%
Monywa	423	84.8%	437	87.4%	860	86.1%

Total	2917	83.5%	2899	83.8%	5816	83.6%
--------------	-------------	--------------	-------------	--------------	-------------	--------------

Table 4. Proportion of youth who know that HIV can be prevented by abstinence

	Male		Female		Total	
	Number	%	Number	%	Number	%
Yangon	512	51.3%	617	61.6%	1129	56.5%
Mandalay	554	55.4%	857	85.7%	1411	70.6%
Meiktila	272	54.4%	325	71.0%	597	62.3%
Lashio	261	52.5%	347	69.4%	608	61.0%
Monywa	358	71.7%	297	59.4%	655	65.6%
Total	1957	56.0%	2443	70.6%	4400	63.3%

Table 5. Proportion of youth who know that HIV can be transmitted by contaminated needles

	Male		Female		Total	
	Number	%	Number	%	Number	%
Yangon	979	98.0%	953	95.2%	1932	96.6%
Mandalay	938	93.8%	953	95.3%	1891	94.6%
Meiktila	458	91.6%	443	96.7%	901	94.1%
Lashio	441	88.7%	470	94.0%	911	91.4%
Monywa	476	95.4%	486	97.2%	962	96.3%
Total	3292	94.2%	3305	95.5%	6597	94.9%

Table 6. Proportion of youth who know that HIV can be transmitted from an infected mother to child

	Male		Female		Total	
	Number	%	Number	%	Number	%
Yangon	813	81.4%	847	84.6%	1660	83.0%
Mandalay	796	79.6%	851	85.1%	1647	82.4%
Meiktila	427	85.4%	420	91.7%	847	88.4%
Lashio	398	80.1%	449	89.8%	847	85.0%
Monywa	435	87.2%	467	93.4%	902	90.3%

Total	2869	82.1%	3034	87.7%	5903	84.9%
--------------	-------------	--------------	-------------	--------------	-------------	--------------

Table 7. Proportion of youth with no incorrect beliefs about HIV transmission
(Mosquito bite, eating together with HIV infection person, healthy looking person can have HIV)

	Male		Female		Total	
	Number	%	Number	%	Number	%
Yangon	517	51.8%	517	51.6%	1034	51.7%
Mandalay	620	62.0%	556	55.6%	1176	58.8%
Meiktila	229	45.8%	246	53.7%	475	49.6%
Lashio	291	58.6%	293	58.6%	584	58.6%
Monywa	310	62.1%	380	76.0%	690	69.1%
Total	1967	56.3%	1992	57.6%	3959	56.9%

Table 8. Proportion of youth who both correctly identify ways of preventing the sexual transmission of HIV and who reject major misconceptions about HIV transmission

(consistent condom use, faithful to uninfected partner, Mosquito bite, eating together with HIV infected person, healthy looking person can have HIV)

	Male		Female		Total	
	Number	%	Number	%	Number	%
Yangon	463	46.3%	423	42.3%	886	44.3%
Mandalay	519	51.9%	485	48.5%	1004	50.2%
Meiktila	185	37.0%	209	45.6%	394	41.1%
Lashio	237	47.7%	250	50.0%	487	48.8%
Monywa	255	51.1%	278	55.6%	533	53.4%
Total	1659	47.5%	1645	47.6%	3304	47.5%

Table 9. Proportion of youth who reported having genital ulcer

	Male		Female		Total	
	Number	%	Number	%	Number	%
Yangon	56	6.8%	42	5.0%	98	5.9%
Mandalay	31	4.2%	21	2.4%	52	3.2%
Meiktila	11	2.7%	1	0.3%	12	1.7%
Lashio	11	3.6%	2	0.5%	13	1.9%
Monywa	16	4.6%	4	1.0%	20	2.6%
Total	125	4.8%	70	2.5%	195	3.6%

Table 10. Proportion of youth who reported having genital discharge

	Male		Female		Total	
	Number	%	Number	%	Number	%
Yangon	39	4.8%	193	23.0%	232	14.0%
Mandalay	17	2.3%	136	15.8%	153	9.6%
Meiktila	4	1.0%	51	16.7%	55	7.7%
Lashio	7	2.3%	89	24.0%	96	14.2%
Monywa	14	4.0%	152	36.6%	166	21.7%
Total	81	3.1%	621	22.3%	702	13.0%

Table 11. Proportion of youth with positive attitudes towards people living with HIV/AIDS

	% willing to eat with an HIV infected person		% willing to care for an HIV-infected relative		% HIV-infected school teacher can be allowed to teach		% willing to eat buy food from an HIV-infected vendor	
	No	%	No	%	No	%	No	%
Yangon	1342	67.1%	1593	79.7%	1491	74.6%	673	33.7%
Mandalay	1472	73.6%	1636	81.8%	1565	78.3%	953	47.7%
Meiktila	652	68.1%	750	78.3%	654	68.3%	336	35.1%
Lashio	660	66.2%	761	76.3%	689	69.1%	421	42.2%
Monywa	658	65.9%	824	82.5%	756	75.7%	468	46.8%
Total	4784	68.8%	5564	80.0%	5155	74.1%	2851	41.0%

Table 12. Proportion of youth who are sexually active (% of youth reporting having had sex in the past 12 months)

	Male		Female		Total	
	Number	%	Number	%	Number	%
Yangon	366	36.7%	375	37.5%	741	37.1%
Mandalay	156	15.6%	220	22.0%	376	18.8%
Meiktila	122	24.4%	86	18.8%	208	21.7%
Lashio	90	18.1%	158	31.6%	248	24.9%
Monywa	163	32.7%	188	37.7%	351	35.2%
TOTAL	897	25.7%	1027	29.7%	1924	27.7%

Table 13 . Proportion of youth who voluntarily underwent an HIV test in the last 12 months and received the results

	Male		Female		Total	
	No	%	No	%	No	%
Yangon	101	10.1%	71	7.1%	172	8.6%
Mandalay	58	5.8%	30	3.0%	88	4.4%
Meiktila	31	6.2%	14	3.1%	45	4.7%
Lashio	30	6.0%	43	8.6%	73	7.3%
Monywa	14	2.8%	18	3.6%	32	3.2%
Total	234	6.7%	176	5.1%	410	5.9%

Note: Denominator=all respondents



This report was printed with
financial support from the
Three Diseases Fund