

China

Tuberculosis profile

Population 2017

1 410 million

Estimates of TB burden*, 2017	Number (thousands)	Rate (per 100 000 population)
Mortality (excludes HIV+TB)	37 (33–41)	2.6 (2.4–2.9)
Mortality (HIV+TB only)	1.8 (0.84–3.1)	0.13 (0.06–0.22)
Incidence (includes HIV+TB)	889 (761–1 030)	63 (54–73)
Incidence (HIV+TB only)	12 (6.3–18)	0.82 (0.45–1.3)
Incidence (MDR/RR-TB)**	73 (55–94)	5.2 (3.9–6.6)

Estimated TB incidence by age and sex (thousands)*, 2017

	0-14 years	> 14 years	Total
Females	47 (46–49)	241 (223–260)	289 (264–313)
Males	52 (50–54)	548 (484–613)	600 (526–674)
Total	99 (94–104)	790 (678–901)	889 (761–1 030)

TB case notifications, 2017

Total cases notified	778 390
Total new and relapse	773 150
- % tested with rapid diagnostics at time of diagnosis	
- % with known HIV status	55%
- % pulmonary	95%
- % bacteriologically confirmed among pulmonary	32%

Universal health coverage and social protection

TB treatment coverage (notified/estimated incidence), 2017	87% (75–100)
TB patients facing catastrophic total costs	
TB case fatality ratio (estimated mortality/estimated incidence), 2017	0.04 (0.04–0.05)

TB/HIV care in new and relapse TB patients, 2017

	Number	(%)
Patients with known HIV-status who are HIV-positive	4 246	1%
- on antiretroviral therapy		

Drug-resistant TB care, 2017	New cases	Previously treated cases	Total number***
Estimated MDR/RR-TB cases among notified pulmonary TB cases			58 000 (46 000–69 000)
Estimated % of TB cases with MDR/RR-TB	7.1% (5.6–8.7)	24% (20–28)	
% notified tested for rifampicin resistance	12%	69%	108 270
MDR/RR-TB cases tested for resistance to second-line drugs			
Laboratory-confirmed cases		MDR/RR-TB: 13 069, XDR-TB:	
Patients started on treatment ****		MDR/RR-TB: 5 943, XDR-TB:	

Treatment success rate and cohort size	Success	Cohort
New and relapse cases registered in 2016	93%	778 493
Previously treated cases, excluding relapse, registered in 2016	81%	5 349
HIV-positive TB cases registered in 2016	51%	4 612
MDR/RR-TB cases started on second-line treatment in 2015	41%	5 691
XDR-TB cases started on second-line treatment in 2015		

TB preventive treatment, 2017

% of HIV-positive people (newly enrolled in care) on preventive treatment
% of children (aged < 5) household contacts of bacteriologically-confirmed TB cases on preventive treatment

TB financing, 2018

National TB budget (US\$ millions)	609
Funding source: 87% domestic, 2% international, 11% unfunded	

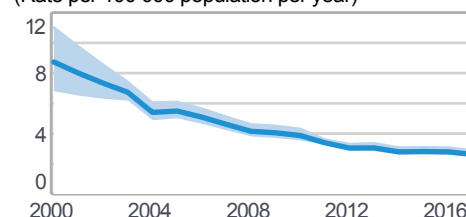
* Ranges represent uncertainty intervals

** MDR is TB resistant to rifampicin and isoniazid; RR is TB resistant to rifampicin

*** Includes cases with unknown previous TB treatment history

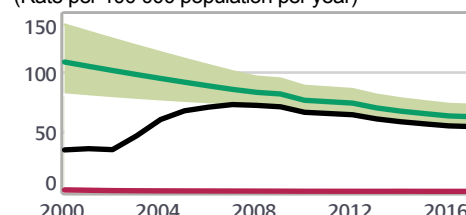
**** Includes patients diagnosed before 2017 and patients who were not laboratory-confirmed

(Rate per 100 000 population per year)



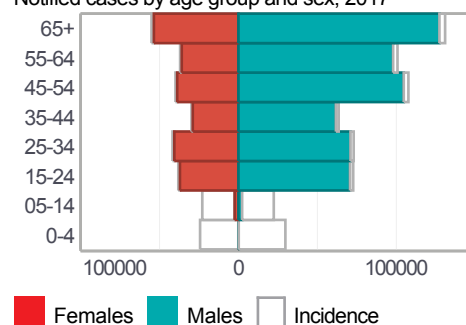
■ Mortality (excludes HIV+TB)

(Rate per 100 000 population per year)



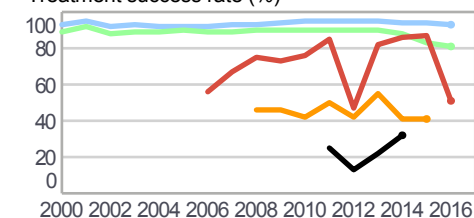
■ Incidence
■ Notified (new and relapse)
■ Incidence (HIV+TB only)

Notified cases by age group and sex, 2017



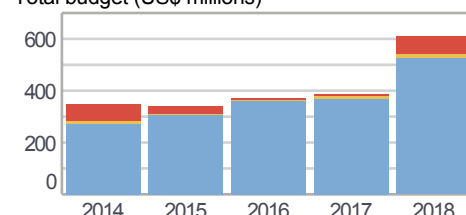
■ Females ■ Males □ Incidence

Treatment success rate (%)



■ New and relapse
■ Retreatment, excluding relapse
■ HIV-positive ■ MDR/RR-TB ■ XDR-TB

Total budget (US\$ millions)



■ Unfunded
■ Funded internationally
■ Funded domestically