

Number of Newly Diagnosed with HIV per day:

**NEWLY DIAGNOSED HIV CASES IN THE PHILIPPINES**

Table 1. Quick Facts

Demographic Data	April 2016	Jan-Apr 2016	Jan 2011 - Apr 2016	Cumulative Jan1984 - Apr 2016
Total Reported Cases	772	3,063	27,404	33,419
Asymptomatic Cases	650	2,651	25,312	30,455
AIDS Cases	122	412	2,092	2,964
Male	729	2,940	26,168	30,865 <sup>a</sup>
Female	43	123	1,236	2,543 <sup>a</sup>
Age Range (Median)	7-65 (28)	1-66 (28)	1-82 (28)	1-82 (28)
Less than 15 y/o	2	5	39	94 <sup>b</sup>
15-24 y/o	227	871	7,752	8,965 <sup>b</sup>
25-34 y/o	399	1,631	14,472	17,096 <sup>b</sup>
35-49 y/o	124	495	4,504	6,224 <sup>b</sup>
50 y/o & above	20	61	637	966 <sup>b</sup>
Pregnant WLHIV	4			
Newly Started on ART	520			
Total PLHIV on ART				13,908
Reported Deaths	32	177		1,707

<sup>a</sup>No data available on sex for (11) cases  
<sup>b</sup>No data available on age for (74) cases

In April 2016, there were 772 new HIV Ab seropositive individuals reported to the HIV/AIDS & ART Registry of the Philippines (Table 1). This was 38% higher compared to the same period last year (560) [Figure 1]. Eighty-four percent of the cases were asymptomatic at the time of reporting (Table 1).

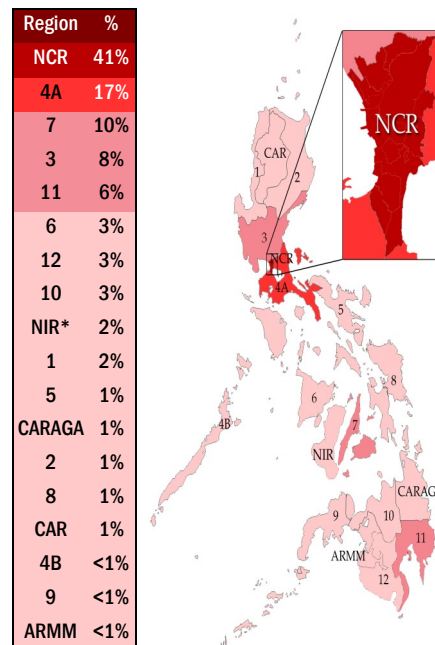
Most (94%) were male. The median age was 28 years old (age range: 7 years-65 years). More than half belong to the 25-34 year age group while 29% were youth aged 15-24 years.

The regions with the highest number of reported cases for April 2016 were: National Capital Region (NCR) with 313 (41%) cases, Region 4A with 133 (17%) cases, Region 7 with 76 (10%) cases, Region 3 with 65 (8%) cases, and Region 11 with 43 (6%) cases. One hundred forty-two (18%) cases came from the rest of the country (Figure 2).

Reported modes of transmission (MOT) were sexual contact (730), needle sharing among injecting drug users (IDU) [40] and mother-to-child transmission (2). Eighty-six percent of those transmitted through sexual contact were among males who have sex with males (MSM<sup>a</sup>).

<sup>a</sup>male-male sex and sex with both males & females

Figure 2. Percentage of Newly Diagnosed Cases per Region (April 2016)



\*Negros Island Region (Executive Order No. 183)

Figure 1. Number of New HIV Cases by Month (2014-2016)

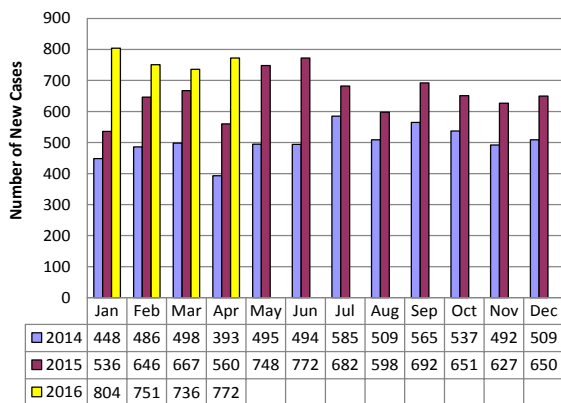
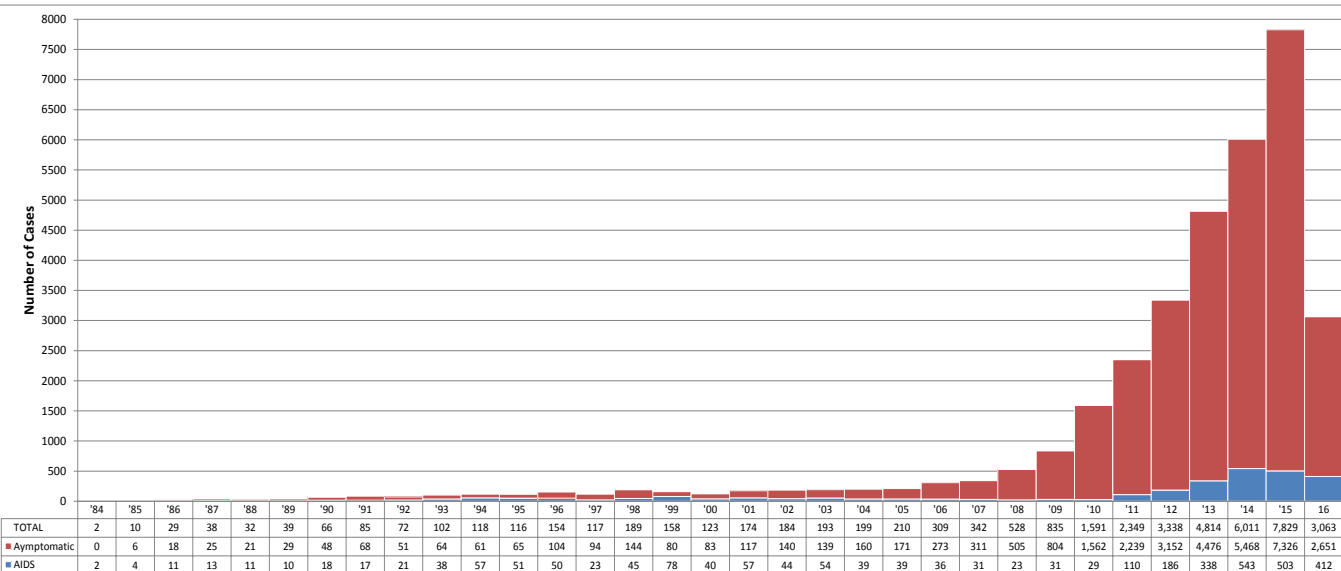


Figure 3. Number of HIV Cases Reported in the Philippines by Year, January 1984 to April 2016 (N=33,419)



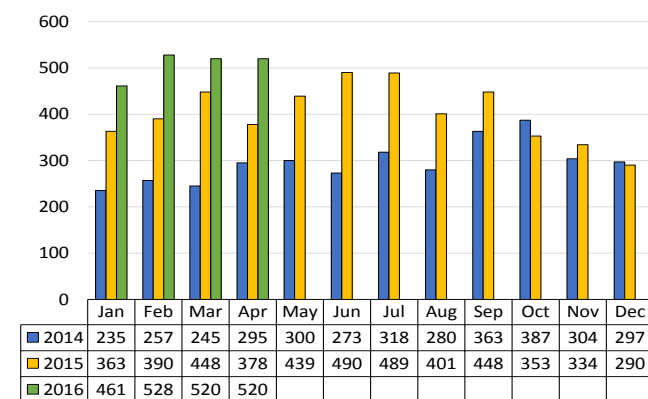
**PLHIV on Anti-Retroviral Therapy (ART)**

In April 2016, there were 520 patients who were newly-initiated on ART. This was 38% higher than the same period last year (n=378) [Figure 4]. The median CD4 of these patients upon enrollment was 139 cells/mm<sup>3</sup>.

A total of 13,908\* PLHIV were presently on ART as of April 2016. Most (96%) were males. The median age of patients was 31 years (range: 11 months-85 years). Ninety-six percent were on first line regimen and 3% were on second line regimen.

*\*Note: This is the total number of adult and pediatric patients currently enrolled and accessing antiretroviral drugs (ARV) in the 40 treatment hubs and satellites. It does not include patients who were previously taking ARV but have already died, have left the country, have been lost to follow up, or opted not to take ARV anymore. The "lost to follow up" criteria was also moved to 3 months after date of next pick up from the previous 6 months.*

**Figure 4. Number of Newly-Initiated on ART by Month (2014-2016)**



**HIV/AIDS EPIDEMIC TRENDS IN THE PHILIPPINES (January 1984–April 2016)**

The first AIDS case in the Philippines was reported in 1984. From January 1984 to April 2016, there has been 33,419 HIV Ab seropositive cases reported to the HARP (Table 1). Ninety-one percent (30,455) of the total reported cases were asymptomatic at the time of reporting. Ninety-two percent (30,865) were male and 2,543 were female\*. The median age\* was 28 years old (age range: 1 year-82 years). More than half (17,096 or 51%) were from the 25-34 year age group while 8,965 (27%) were youth aged 15-24 years (Figure 5).

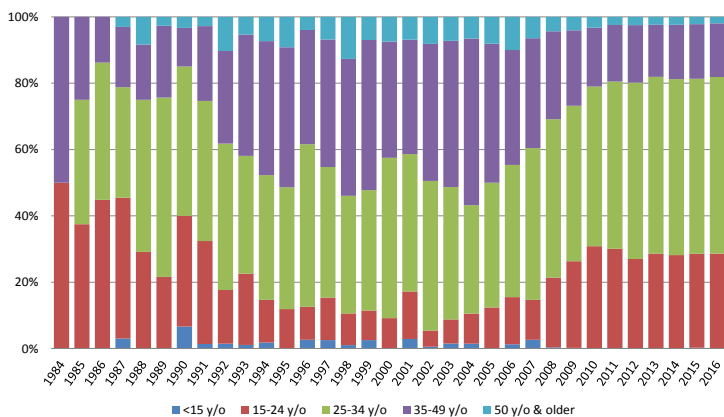
In the early years of the epidemic (1984-1990), 62% (133 of 216 cases) were female. Beginning in 1991, more males were reported to be infected with HIV in the Philippines (Figure 6). From 2011 to 2016, males comprised 95% (26,168) of the reported 27,404 cases.

Eighty-two percent (27,404) of all the 33,419 diagnosed cases in the Philippines were reported from January 2011 to April 2016 (Table 1). Most (92%) of these cases were still asymptomatic at the time of reporting.

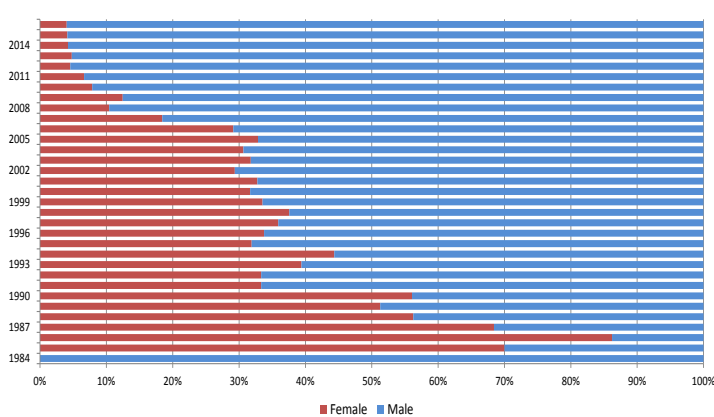
The age group with the biggest proportion of cases has become younger: from 2001 to 2005, it was 35-49 years; and starting from 2006 to 2016, it was 25-34 years (Figure 5). Notably, the proportion of HIV positive cases in the 15-24 year age group increased from 25% in 2006-2010 to 28% in 2011-2016.

*\*Note: From 1984–April 2016, 74 did not report AGE, 11 did not report SEX while 11 did not report both AGE and SEX*

**Figure 5. Distribution of PLHIV by Age Group, January 1984-April 2016**



**Figure 6. Distribution of PLHIV by Sex, January 1984-April 2016**



**Geographical Distribution**

From January 1984 to April 2016, the regions with the most number of reported cases were NCR with 14,415 (43%) cases, Region 4A with 4,610 (14%) cases, Region 7 with 2,958 (9%) cases, Region 3 with 2,772 (8%) cases, and Region 11 with 1,979 (6%) cases. Seventeen percent (5,539) of the cases came from the rest of the country (ROTC) while 1,146 (3%) had no data on region (Table 2).

**Table 2. Percentage of HIV Cases per Region**

Region	April 2016 (N=772)	Jan-April 2016 (N=3,063)	Jan 2011 - April 2016 (N=27,404) <sup>a</sup>	Cumulative Jan 1984–April 2016 (N=33,419) <sup>b</sup>
NCR	313 (41%)	1,262(41%)	11,968 (44%)	14,415 (43%)
4A	133 (17%)	481 (16%)	4,001 (15%)	4,610 (14%)
7	76 (10%)	318 (10%)	2,579 (9%)	2,958 (9%)
3	65 (8%)	272 (9%)	2,229 (8%)	2,772 (8%)
11	43 (6%)	202 (7%)	1,757 (6%)	1,979 (6%)
ROTC	142 (18%)	528 (17%)	4,811 (18%)	5,539(17%)

Of the 2,543 females reported with HIV, 633 (25%) were from NCR, 440 (17%) were from Region 3, 265 (10%) were from Region 7, 232 (9%) were from Region 4A and 973 (38%) were from other regions.

The regions with the most number of Overseas Filipino Workers (OFW) reported to the HARP were NCR with 1,502 cases, Region 4A with 697 cases, and Region 3 with 437 cases.

<sup>a</sup>From January 2011-April 2016, no particular region were reported for 59 cases  
<sup>b</sup>From January 1984-April 2016, no particular region were reported for 1,146 cases

**Table 3. Reported Modes of HIV Transmission**

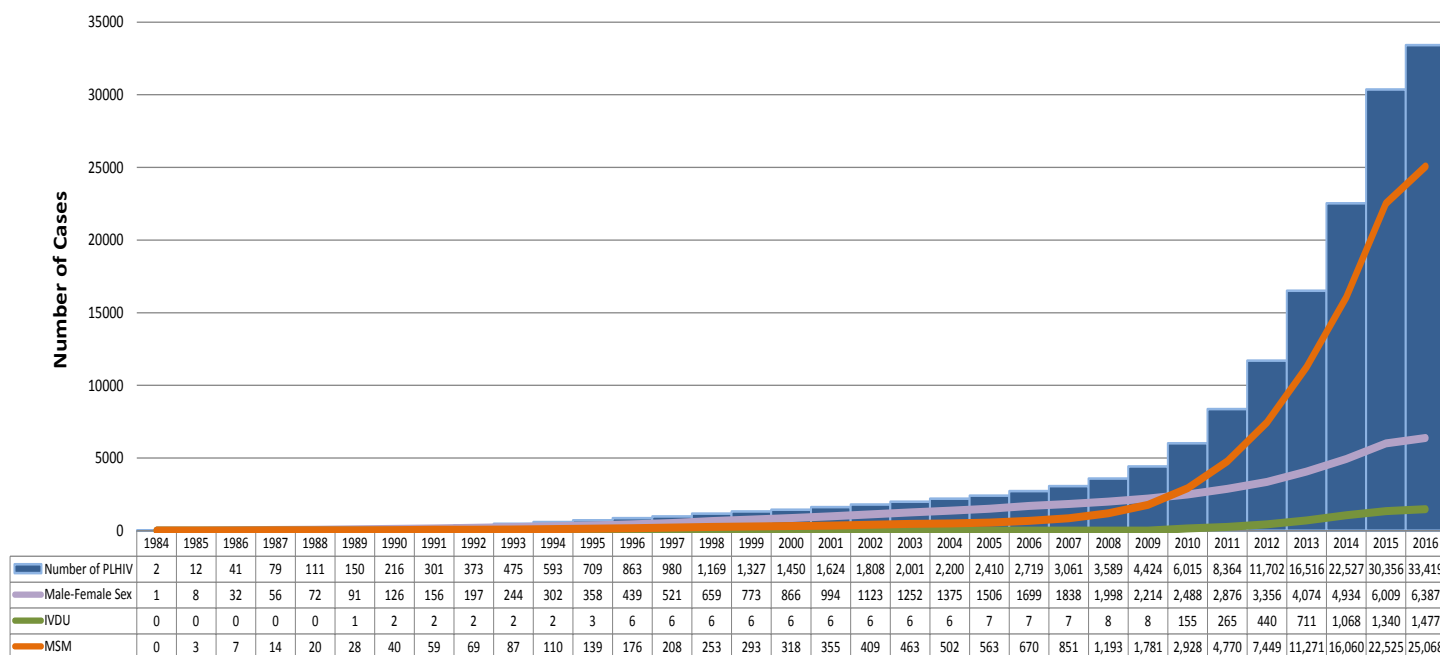
Mode of Transmission	April 2016 (N=772)		Jan-April 2016 (N=3,063)		Jan 2011-April 2016 (N=27,404)		Cumulative Jan1984–April 2016 (N=33,419) <sup>a</sup>	
	M	F	M	F	M	F	M	F
<b>Sexual Contact</b>	<b>691</b>	<b>39</b>	<b>2,805</b>	<b>116</b>	<b>24,892</b>	<b>1,147</b>	<b>29,135</b>	<b>2,320</b>
Male-Female Sex <sup>b</sup>	62	39	262	116	2,752	1,147	4,067	2,320
Male-Male Sex <sup>c</sup>	388	0	1,540	0	13,387	0	15,239	0
Sex with Males & Females <sup>d</sup>	241	0	1,003	0	8,753	0	9,829	0
<b>Blood/Blood Products</b>	<b>0</b>	<b>0</b>	<b>0</b>	<b>0</b>	<b>0</b>	<b>1</b>	<b>5</b>	<b>15</b>
<b>Sharing of Infected Needles</b>	<b>38</b>	<b>2</b>	<b>133</b>	<b>4</b>	<b>1,251</b>	<b>71</b>	<b>1,388</b>	<b>89</b>
<b>Needle Prick Injury</b>	<b>0</b>	<b>0</b>	<b>0</b>	<b>0</b>	<b>0</b>	<b>0</b>	<b>2</b>	<b>1</b>
<b>Mother-to-Child</b>	<b>0</b>	<b>2</b>	<b>2</b>	<b>3</b>	<b>20</b>	<b>17</b>	<b>48</b>	<b>41</b>
<b>No Data Available</b>	<b>0</b>	<b>0</b>	<b>0</b>	<b>0</b>	<b>5</b>	<b>0</b>	<b>287</b>	<b>77</b>

<sup>a</sup>From January 1984–April 2016 11 did not report sex

From 1984 to 2009, transmission through sharing of infected needles were at <1% of the total cases reported. The cases among Injecting Drug Users (IDU) spiked in 2010 comprising 9% (147) of the total cases reported. However, new cases among people who injected drugs decreased to ≤ 5% in succeeding years.

Different modes of transmission are predominant in different regions. Almost half (49%) of the MSM ever reported were from NCR; 99% of the IDU were from Region 7; and 44% of females who engaged in transactional sex were from Region 3.

**Figure 7. Cumulative Number of HIV Transmission by Year, January 1984-April 2016 (N=33,419)**



**REPORT ON SPECIAL POPULATIONS**

**Youth (15-24 years old)**

In April 2016, 227 (29%) cases were among youth aged 15-24 years. Most (95%) were male. Ninety-six percent (219) were infected through sexual contact (32 male-female sex, 137 male-male sex, 50 sex with both males & females) and 8 (4%) through needle sharing among IDU.

From January 1984–April 2016, 8,965 (27%) of the reported cases were 15-24 years old. Eighty-six percent (7,752) of all the youth were reported in the last five years (2011-2016). From 1984 to 2002, more than half of the cases among the youth were females (179 or 71%). However, in 2003, there was an equal number of males and females reported. Since then, the trend reversed to male predominance. Ninety-five percent (8,512) were infected through sexual contact (1,111 male-female sex, 4,648 male-male sex, 2,753 sex with both males & females); and 393 were infected through sharing of infected needles among IDU.

*Note: From January 1984–April 2016, 60 did not report mode of transmission*

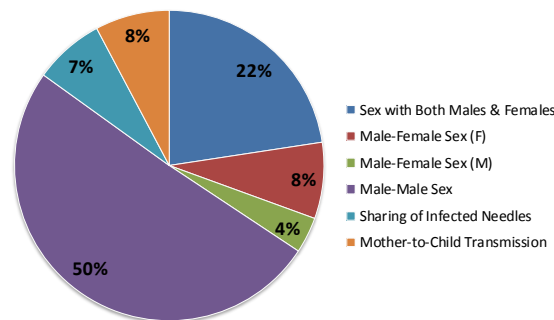
**REPORT ON SPECIAL POPULATIONS (continuation)**

**Children (<10 years old ) and Adolescents (10-19 years old)**

In April 2016, 30 adolescents aged 10-19 years were reported to HARP. Among these, twenty-eight were infected through sexual contact (4 male-female sex, 18 male-male sex, 6 sex with both males & females). One adolescent was infected through mother-to-child transmission and 1 was infected through sharing of infected needles. One child (aged 7 years old) was infected through mother-to-child transmission.

From January 1984 to April 2016, 1,156 (3%) of the reported cases were 19 years old and below. Of these, 85 (7%) were children. Eighty-three percent (961) of these children and adolescents were reported from 2011-2016. Eighty-two children were infected through mother-to-child transmission, 1 through blood transfusion and 2 had no specified mode of transmission. Among the adolescents, 967 (90%) were male. Majority (91%) were infected through sexual contact (134 male-female sex, 580 male-male sex, 259 sex with both males & females), 84 (8%) were infected through sharing of infected needles and 7 (1%) through mother-to-child transmission (Figure 8).

**Figure 8. Modes of Transmission Among Children and Adolescents, Jan 1984– Apr 2016 (N=1,156)**



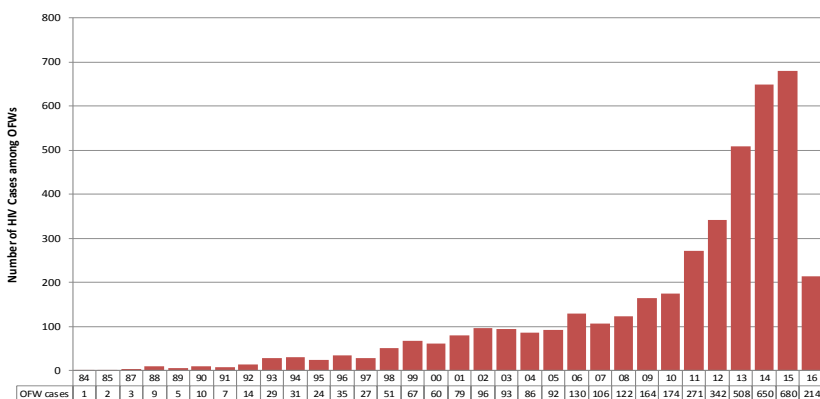
Note: 9 with no MOT reported

**Overseas Filipino Workers (OFW)**

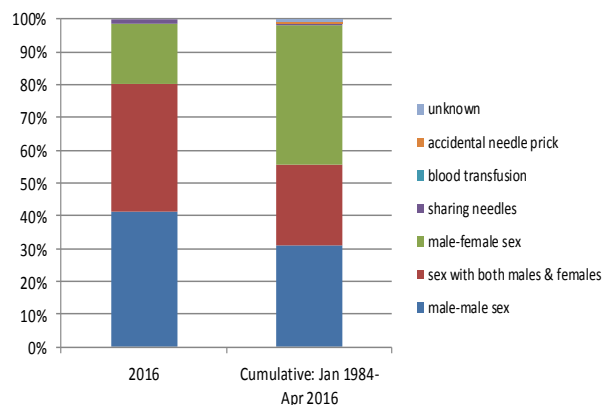
Sixty-five OFWs were reported to the HARP in April 2016, comprising 8% of the total newly diagnosed cases for the month (Figure 9). Ninety-one percent (59) were male. Sixty-four were infected through sexual contact (13 male-female sex, 28 male-male sex, 23 sex with both males & females) while 1 (2%) was infected through sharing of infected needles [Figure 10]. The ages of male OFWs ranged from 20 years-53 years (median: 30 years) and 69% belonged to the 25-34 year age group. Among the female OFWs, the ages were 22 years- 42 years (median: 33 years). Majority (50%) of those OFW diagnosed belonged to the 25-34 years age group.

From January 1984 to April 2016, out of the 33,419 cases, 4,182 (13%) were HIV positive OFWs. Of these, 3,510 (84%) were male. More than half (2,319) were MSM (1,296 male-male sex and 1,023 sex with both males & females). The ages of male OFWs ranged from 16 years-80 years (median: 32 years). Among female OFWs, ages ranged from 20 years-73 years (median: 34 years old).

**Figure 9. Number of Reported OFW diagnosed with HIV, Jan 1984–Apr 2016 (N=4,182)**



**Figure 10. Modes of Transmission among OFW, Jan 1984–Apr 2016**



**People who Engage in Transactional Sex**

People who engage in transactional sex are those who report that they pay for sex, regularly accept payment for sex or do both.

In April 2016, 9% (73) of the reported cases engaged in transactional sex. Most (96%) were male (Table 4) whose ages ranged from 18 years-59 years (median: 29 years) while 3 were female whose ages ranged from 24 years-31 years (median: 25 years). Sixty-seven percent (47) of males who engaged in transactional sex were the ones who paid for sex while 1 of the females engaged in both.

A total of 2,860 cases reported in HARP from December 2012 to April 2016 were people who engaged in transactional sex. Ninety-six percent (2,736) were male. Of the 2,860 cases, 1,553 (54%) paid for sex, 849 (30%) accepted payment for sex, and 458 (16%) engaged in both.

**Table 4. HIV Cases Among People who Engage in Transactional Sex**

Type of Transactional Sex	April 2016 (N=73)	Jan-Apr 2016 (N=323)	Cumulative Dec 2012-Apr 2016 (N=2,860)
Accepted payment for sex only:	17 (23%)	104 (32%)	849 (30%)
Male	15	97	781
Female	2	7	68
Age Range (Median) in Years	18-35 (25)	16-50 (26)	15-67 (25)
Paid for sex only:	47 (64%)	158 (49%)	1,553 (54%)
Male	47	157	1,543
Female	0	1	10
Age Range (Median) in Years	18-59 (32)	18-59 (32)	16-79 (31)
Engaged in both:	9 (12%)	61 (19%)	458 (16%)
Male	8	52	412
Female	1	9	46
Age Range (Median) in Years	24-54 (33)	16-54 (27)	16-59 (28)

Note: Inclusion of transactional sex in the HARP database was initiated in December 2012

**DEATHS AMONG PEOPLE WITH HIV**

The Department of Health (DOH) established a separate reporting mechanism for deaths in 2012. Prior to this, deaths were infrequently reported to the HARP. It is likely that the number reflected here is an underestimate of the total number of deaths among people with HIV in the Philippines.

For the month of April 2016, there were 32 reported deaths. Ninety four percent (30) were male while 6% (2) were female (Table 5). Sixteen (50%) of the reported deaths belong to the 25-34 year age group, 7 were in the 35-49 year age group, 8 were youth aged 15-24 years old and 1 belongs to less than 15 years old age group. Thirty-one were infected through sexual contact (4 male-female sex, 16 male-male sex, 11 sex with both males & females) and one through mother to child transmission. [Figure 11].

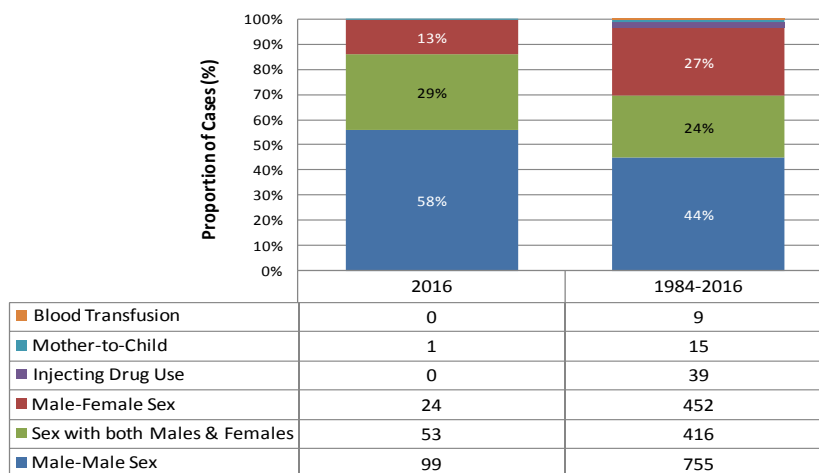
A total of 1,707 deaths were reported from January 1984 to April 2016. Eighty-seven percent (1,484) were male (Table 5). Of the reported deaths, almost half (800 or 47%) belong to 25-34 year age group, 512 (30%) were in 35-49 year age group, while 233 (14%) were youth aged 15-24 years old. Sexual contact (95%) was the most common mode of HIV transmission (452 male-female sex, 755 male-male sex, 416 sex with both males & females). There were 39 reported deaths among IDU (Figure 11).

Table 5. Demographic data of reported deaths among PHIV

Demographic Data	April 2016	Jan-Apr 2016	Cumulative* Jan 1984- Apr 2016
Total Reported Deaths	32*	177	1,707
Male	30	167	1,484
Female	2	10	223
Less than 15 y/o	1	1	15
15-24 y/o	8	35	233
25-34 y/o	16	91	800
35-49 y/o	7	44	512
50 y/o & above	0	6	144

\*Note: This includes deaths from Jan-Mar 2016 reported in April 2016.  
No data available on age for (3) cases

Figure 11. Modes of transmission of reported deaths among PHIV\*\*



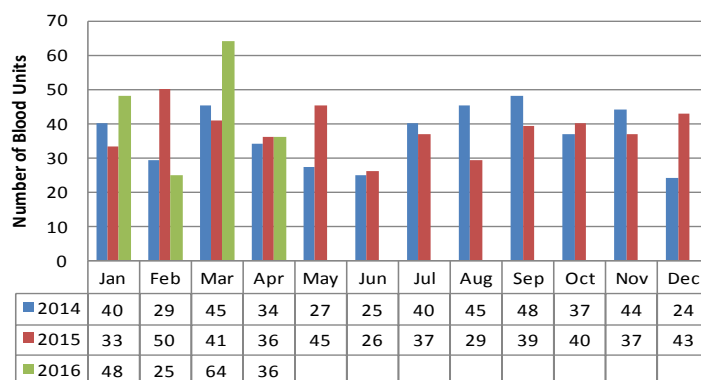
\*\*Note: No mode of transmission reported for 21 cases

**BLOOD UNITS CONFIRMED FOR HIV**

In April 2016, 36 blood units were confirmed positive for HIV by Research Institute for Tropical Medicine (RITM). There is no available data yet on the total number of blood units donated.

These were confirmed positive blood units, not blood donors. One donor can donate more than one blood unit. HIV positive blood donors are not in the HARP unless they underwent voluntary counseling and testing.

Figure 12. Number of Confirmed HIV Positive Blood Units by Month (2014-2016)



**National HIV/AIDS & STI Surveillance and Strategic Information Unit**

NHSSS  
Epidemiology Bureau,  
Department of Health, 2/F Bldg. 19,  
San Lazaro Compound,  
Sta. Cruz, Manila 1003 Philippines

Tel: +632 651-7800 local 2926, 2952  
Fax: +632 495-0513  
Email: [hivepicenter@gmail.com](mailto:hivepicenter@gmail.com)  
Website: <http://www.doh.gov.ph>

[www.facebook.com/hivepicenter](https://www.facebook.com/hivepicenter)  
[@hivepicenter](https://twitter.com/hivepicenter)  
[@hivepicenter](https://www.instagram.com/hivepicenter)

**HIV/AIDS & ART Registry of the Philippines (HARP) Report Editorial Team**

*Arcangel*  
**Arielle G. Arcangel, RN**  
HIV Surveillance Assistant

*Rizal*  
**Krizelle Anne R. Umali, RSW**  
HIV Surveillance Officer

*Bernie*  
**Marlene R. Bernabe, MD**  
HIV Surveillance Database Supervisor

*Noel*  
**Noel S. Palapayog, RN, MGM-ESP**  
Deputy Manager, HIV Unit

*Genes*  
**Genes May J. Samonte, MD, MSc, PHSAE**  
Manager, HIV Unit

*Agnes*  
**Agnes M. Espinoza, PHSAE**  
Chief, SRAE Division, Epidemiology Bureau

*Irma*  
**Irma L. Asuncion, MD, MHA, CESO IV**  
Director IV, Epidemiology Bureau

*Bettina*  
**Bettina Kaye D. Castañeda, RN**  
Asst. HIV Surveillance Officer

*Patricia*  
**Patricia Isabel G. Ariza, RN, MSPH**  
HIV Surveillance Officer

*Ma. Justina*  
**Ma. Justina G. Zapanta, RN, PHSAE**  
HIV Surveillance Officer

**HIV/AIDS & ART Registry of the Philippines (HARP)**

The Philippine HIV/AIDS & ART Registry of the Philippines (HARP) is the official record of the total number of laboratory-confirmed HIV positive individuals, AIDS cases and deaths, and HIV positive blood units in the Philippines. All individuals in the registry are confirmed by the STD/AIDS Cooperative Central Laboratory (SACCL) at San Lazaro Hospital. While all blood units are confirmed by the Research Institute for Tropical Medicine (RITM). Both are National Reference Laboratories (NRL) of the Department of Health (DOH).

Mandatory HIV testing is unlawful in the Philippines (RA 8504). The process of reporting to the HARP is as follows: All blood samples from accredited HIV testing facilities that are screened HIV reactive are sent to SACCL (Individuals) or RITM (blood units) for confirmation. Confirmed HIV positive individuals and blood units are reported to the DOH-Epidemiology Bureau (EB), and are recorded in the HARP.

The HARP is a passive surveillance system. Except for HIV confirmation by the NRL, all other data submitted to the HARP are secondary and cannot be verified. An example would be an individual's reported place of residence. The HARP is unable to determine if this reported address is where the person got infected, or where the person lived after being infected, or where the person is presently living, or whether the address is valid. This limitation has major implications to data interpretation. Thus, readers are cautioned to carefully weigh the data and consider other sources of information prior to arriving at conclusions.



**LIST OF TREATMENT HUBS AND SATELLITES\***

Regions	Treatment Hubs	Address	Contact Information
1	Ilocos Training and Regional Medical Center	Parian, San Fernando City, La Union	(072) 607-6418/ (072) 607-6422 Loc. 153 (Physician)
2	Cagayan Valley Medical Center	Dalan na Pagayaya, Carig Sur, Tuguegarao, Cagayan	(078) 304-1410 / (078) 304-1810
3	Jose B. Lingad Memorial Regional Hospital / Bahay Lingad	Brgy. San Dolores, San Fernando, Pampanga	(045) 435-6801 / 09336215028
	James L. Gordon Memorial Hospital / L.E.A.D. Shelter	#1 New Asinan, Olongapo City	(047) 602-3436
4B	Ospital ng Palawan	220 Malvas St. Puerto Prinsesa City	09175777518 / 091779712 / 09272925527 / 09266724770
5	Bicol Regional Training and Teaching Hospital	Rizal St., Legazpi City	(052) 483-0014 loc. 4277
6	Western Visayas Medical Center	Q. Abeto St., Mandurriao, Iloilo City	(033) 321-1631
7	Vicente Sotto Memorial Medical Center	B. Rodriguez St., Cebu City	(032) 254-4155 / 09331336163
	Gov. Celestino Gallares Memorial Hospital	M. Parras St., Tagbilaran City	(038) 411-4868
8	Eastern Visayas Regional Medical Center	Magsaysay Boulevard, Tacloban City	09194893367 / 09273120143
9	Zamboanga City Medical Center	Dr. Evangelista St., Sta. Catalina, Zamboanga City	09177187913 / 09053170753 / 09778092277
10	Northern Mindanao Medical Center	Provincial Capitol Compound Cagayan de Oro City	(082) 856-4147
11	Southern Philippines Medical Center	J. P. Laurel St., Bajada, Davao City	(082) 227-2731 loc. 5041 / (082) 321-7061
CAR	Baguio General Hospital and Medical Center	Gov. Pack Rd., Baguio City	(074) 442-4216 loc 381
CARAGA	CARAGA Regional Hospital	Rizal St. National Road, Surigao City	(086)8260568 / 09173068186
	Butuan Medical Center	Km 5 Baan, Butuan City	(085) 342-7997
NCR	San Lazaro Hospital	Quiricada St., Sta. Cruz, Manila	(02) 732-3106 loc. 215/ 212 / 115 / (02) 310-3128
	Philippine General Hospital	Taft Ave., Manila	(02) 554-8400 loc. 3249
	Research Institute for Tropical Medicine	Filinvest Corporate City, Alabang, Muntinlupa City	(02) 807-2628 loc. 332
	The Medical City / I-REACT Clinic	Ortigas Ave., Pasig City	(02) 958-1000 loc. 6765
	Makati Medical Center	#2 Amoroso St., Legaspi Village, Makati City	(02) 888-8999 loc. 2134 (CTTM) / 09178014314
NIR	Corazon Locsin Montelibano Memorial Regional Hospital	HACT office 2nd flr. OPD bldg. CLMMRH Cor. Burgos, Lacson St. Bacolod City	(034)707-2280 / 09123651864

Regions	Satellite Treatment Hubs	Address	Contact Information
6	Dr. Rafael Tumbokon Memorial Hospital—Kalibo, Aklan	Mabini St, Kalibo, Aklan	(036) 268-6299
7	Cebu Social Hygiene Clinic	General Maxilom Ave., Ext., Carreta, Cebu City	(032) 233-0987
12	General Santos Social Hygiene Clinic	City Health Office, Fernandez St., Lagao, General Santos City	(083) 552-2805
NCR	Klinika Bernardo—Quezon City	Ermin Garcia St., Brgy. Pinagkaisahan, Quezon City	09324033412
	Manila Social Hygiene Clinic	208 Quiricada St., Sta. Cruz, Manila	(02) 711-6942
	Marikina City Satellite Treatment Hub	Shoe Ave., Sto. Niño, Marikina City	(02) 942-0831

**OTHER FACILITIES PROVIDING HIV CARE**

Regions	Facility	Address	Contact Information
3	Bataan General Hospital	Manahan St. Brgy Tenejero, Balanga City	(047) 237-1275 loc. 102/103
4A	Antipolo Social Hygiene Clinic	M. Santos St., Brgy. San Roque, Antipolo City	(02) 696-4097
	Dasmariñas Social Hygiene Clinic	Zone 2, Manggubat St., City Health Office I, Dasmariñas, Cavite	(046) 416-0279 / 09177902168
	Laguna Medical Center	J. De Leon St, Santa Cruz, Laguna	(049) 543-3351
	Batangas Medical Center	Kumintang Ibaba, Batangas City	(043) 723-0911
NCR	Caloocan Social Hygiene Clinic	Caloocan City Hall, A. Mabini St., Caloocan City	(02) 288-8811 loc. 2281
	Klinika Novaliches	Brgy. Townproper, Novaliches, Quezon City	09062106540
	Las Piñas Social Hygiene Clinic	Barrio Hall, Alabang-Zapote Road, Almansa, Las Piñas City	(02) 800-6406
	Mandaluyong Social Hygiene Clinic	20 M. Lerma St. cor. Vicencio St, Mandaluyong City	(02) 546-7799
	Muntinlupa Social Hygiene Clinic	2nd Floor, Putatan Health Center, National Road, Putatan, Muntinlupa City	(02) 834-5997
	Pasig Social Hygiene Clinic	Rm. 5, 5/F City Hall Bldg., Caruncho Ave., San Nicolas, Pasig City	(02) 643-1111 loc. 393
	RITM Satellite Clinic - Mandaluyong (ANGLO)	715-A 3/F Anglo Bldg., rm. 5, Shaw Blvd., Mandaluyong City	09153665683
	Taguig Social Hygiene Clinic	3/F Goldilocks Bldg., Gen. Luna St., Taguig City	
	Valenzuela Social Hygiene Clinic	Valenzuela City Hall, Poblacion II, Malinta, Valenzuela City	(02) 352-6000

\*as per Department Memorandum No. 2015-0139: Updated List of DOH-Designated Treatment Hubs and Satellite Treatment Hubs