



## Average number of people newly diagnosed with HIV per day, selected years



## NEWLY DIAGNOSED HIV CASES

In June 2018, there were 993 new HIV antibody seropositive individuals reported to the HIV/AIDS & ART Registry of the Philippines (HARP) [Table 1]. Eighteen percent (174) had clinical manifestations of advanced HIV infection (WHO clinical stage 3 or 4) at the time of diagnosis.

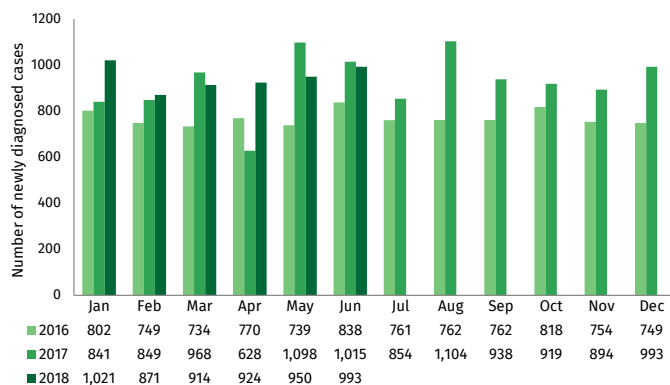
Ninety-four percent (934) of the newly diagnosed were male. The median age was 27 years old (range: 3 - 73 years old). More than half (52%, 512) were 25-34 years old and 29% (287) were 15-24 years old at the time of testing.

One third (33%, 324) were from the National Capital Region (NCR). Region 4A (17%, 167 cases), Region 3 (12%, 123), Region 6 (7%, 66), Region 12 (6%, 58) and Region 7 (6%, 55) round off the top six regions with the most number of newly diagnosed cases for the month, together accounting for 80% of the total [Figure 2].

Sexual contact remains the predominant mode of transmission (98%, 977). Among this, 88% were from males who have sex with males (MSM). Other modes of transmission were needle sharing among injecting drug users (1%, 7) & mother-to-child transmission (<1%, 2). There were seven cases that had no data on mode of transmission.

Among the newly diagnosed females this month, four were pregnant at the time of diagnosis, three of the cases were from NCR and one case from Region 7.

**Fig. 1: Number of newly diagnosed cases per month, 2016-2018**

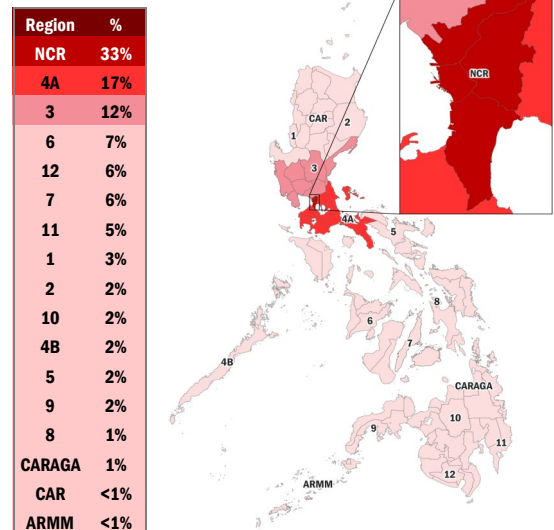


**Table 1. Summary of HIV diagnoses and deaths**

Demographic Data	Jun 2018	Jan-Jun 2018	Jan 2013-Jun 2018	Jan 1984-Jun 2018
Total reported cases	993	5,673	44,603	56,275
With advanced infection <sup>a</sup>	174	972	4,875	6,040
Male	934	5,369	42,581	52,622 <sup>b</sup>
Female	59	304	2,022	3,642 <sup>b</sup>
Age Range (Median)	3-73 (27)	2-73 (27)	1-82 (28)	1-82 (28)
Age groups: <15 y/o	2	11	98	160 <sup>c</sup>
15-24 y/o	287	1,685	13,022	15,834 <sup>c</sup>
25-34 y/o	512	2,885	23,210	28,773 <sup>c</sup>
35-49 y/o	163	949	7,249	9,942 <sup>c</sup>
50 y/o & above	29	143	1,024	1,493 <sup>c</sup>
Pregnant	4	38	249	262
Reported deaths	77	246	2,296	2,705

<sup>a</sup> WHO clinical stage 3 or 4  
<sup>b</sup> No data on sex for 11 cases  
<sup>c</sup> No data on age for 73 cases

**Fig. 2: Proportion by region of residence among newly diagnosed, June 2018**



## Anti-retroviral Treatment (ART)

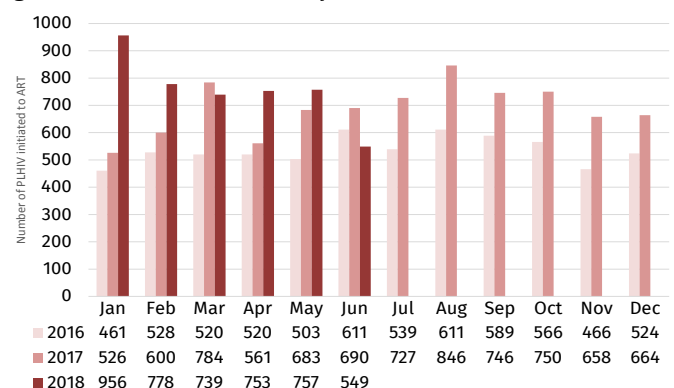
In June 2018, there were 549 patients who were initiated on ART. The median CD4 of these patients upon enrollment was 173 cells/mm<sup>3</sup>.

A total of 28,045 people living with HIV (PLHIV) were presently on ART as of June 2018. Most (97%) were males. The age of reported cases ranged from 8 months to 77 years (median: 31 years old). Ninety-five percent were on first line regimen, 4% were on second line, and 1% were on other line regimen.

The total figure reflected on this section are the number of HIV positive adult and pediatric patients currently enrolled and accessing Anti-retro Viral (ARV) medication in 70 treatment hubs and primary HIV care treatment facilities that had reported in the HARP. This report did not include patients who have previously taken ARV but have died, left the country, have been lost to follow-up and/or opted not to take ARV anymore. Lost to follow-up is considered once a person have failed to visit a treatment facility more than 3 months after the expected date of ARV refill.

Note: May 2018 data was used for SPMC & NMCC due to late submission.

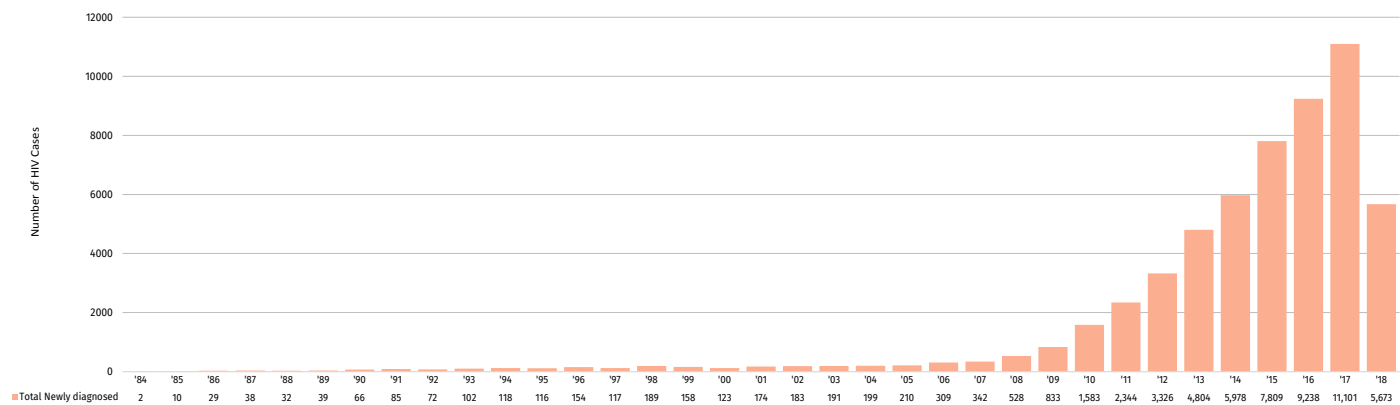
**Fig. 3: Number of ART initiation per month, 2016-2018**



## HIV/AIDS EPIDEMIC TRENDS IN THE PHILIPPINES (January 1984 - June 2018)

The first case of HIV infection in the Philippines was reported in 1984. Since then, there have been 56,275 confirmed HIV cases reported to the HARP. Ninety-four percent (52,622) were male and 6% (3,642) were female; there were no data on sex for 11 cases. The median age was 28 years old (age range: 1 year - 82 years); no data on age for 73 cases. More than half (28,773 or 51%) were from the 25-34 year age group while 15,834 (28%) were youth 15-24 years old. Seventy-nine percent (44,603) of the total diagnosed cases in the Philippines were reported from January 2013 to June 2018. Eleven percent (6,040) of the total ever reported cases had clinical manifestations of advanced infection at the time of reporting (WHO clinical stage 3 & 4) [Table 1].

**Fig. 4: Number of HIV cases reported in the Philippines by year, Jan 1984 to Jun 2018 (N=56,275)**

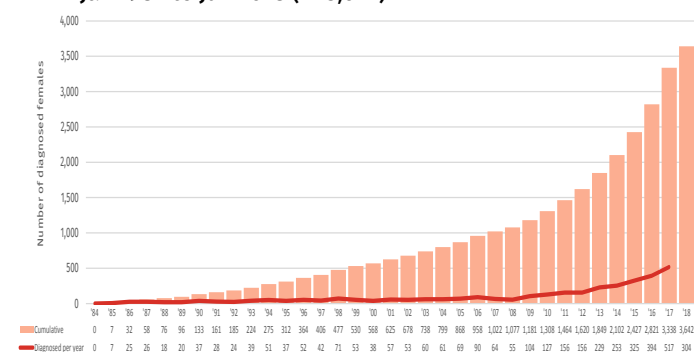


### Age and sex

In the early years of the epidemic (1984-1990), 62% (133 of 216 cases) of those diagnosed were female. From 1991 to present, males comprised 94% (52,539) of the 56,048 diagnosed cases in the Philippines.

However, the number of diagnosed HIV infections among females has also been increasing [Figure 5]. The number of females diagnosed from Jan to Jun 2018 (304) was almost three times the number of diagnosed cases compared to the same period of 2013 (110), five years prior. Ninety-three

**Fig. 5: Number of females diagnosed per year Jan 1984 to Jun 2018 (N=3,642)**



### Geographic distribution

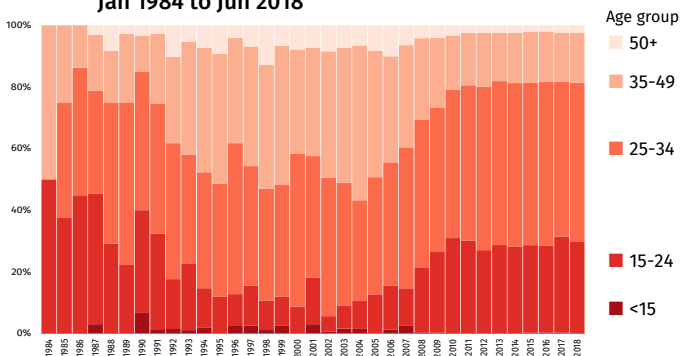
From January 1984 to June 2018, the regions with the most number of reported cases were NCR with 22,620 (40%) cases, Region 4A with 8,295 (15%) cases, Region 7 with 5,098 (9%) cases, Region 3 with 5,068 (9%) cases, and Region 11 with 3,212 (6%) cases. Nineteen percent (10,844) of the cases came from the rest of the country (ROTC) while 1,138 (2%) did not report region of residence [Table 2].

Of the 3,642 females reported with HIV, 955 (26%) were from NCR, 579 (16%) were from Region 3, 447 (12%) were from Region 7, 376 (10%) were from Region 4A and 982 (27%) were from other regions while 303 (8%) had no reported data on region of residence.

percent (3,373) of all female cases were in the reproductive age group (15-49 years old) at the time of diagnosis.

The predominant age group among those diagnosed has shifted from 35-49 years old between 2001 to 2005, to 25-34 years old starting from 2006 [Figure 6]. The proportion of HIV positive cases in the 15-24 year age group increased from 25% in 2006-2010 to 29% in 2011-2018.

**Fig. 6: Proportion of HIV cases by age group, Jan 1984 to Jun 2018**



The regions with the most number of overseas Filipino workers (OFW) reported to HARP were from NCR with 1,998 (34%) cases, Region 4A with 998 (17%) cases, and Region 3 with 669 (11%) cases.

**Table 2: Number of HIV cases diagnosed by region**

Region	Jun 2018 (N= 993)	Jan-Jun 2018 (N=5,673)	Jan 2013 - Jun 2018 (N=44,603) <sup>a</sup>	Jan 1984 - Jun 2018 (N=56,275) <sup>b</sup>
NCR	324 (33%)	1,798 (31%)	17,229 (39%)	22,620 (40%)
4A	167 (17%)	947 (17%)	6,970 (16%)	8,295 (15%)
7	55 (6%)	489 (9%)	4,198 (9%)	5,098 (9%)
3	123 (12%)	595 (10%)	4,149 (9%)	5,068 (9%)
11	45 (4%)	279 (5%)	2,606 (6%)	3,212 (6%)
Rest of the country	279 (28%)	1,565 (28%)	9,442 (21%)	10,844 (19%)

<sup>a</sup> No data on region of residence for 9 (<1%) cases  
<sup>b</sup> No data on region of residence for 1,138 (2%) cases

## Modes of transmission

From January 1984 to June 2018, sexual contact among MSM was the predominant (84%, 44,242) mode of transmission among males, followed by male-female sex (11%, 5,941), and sharing of infected needles (4%, 1,965) [Table 3]. More than half (53%, 23,417) of MSM were 25-34 years old at the time of testing, and 31% (13,494) were 15-24 years old. Among diagnosed females, male-female sex was the most common mode of transmission (92%, 3,355) followed by sharing of infected needles (3%, 119)[Table 3].

A total of 144 children (less than 10 years old), eight adolescents (10-19 years old), and one adult foreigner (22 years old) were reported to have acquired HIV through mother-to-child transmission.

From 1984 to 2006, the predominant mode of transmission was male-female sex. From 2007, the trend shifted to sexual contact among MSM as the predominant mode of transmission and has remained as such to the present. From January 2013 to June 2018, 83% (36,817) out of the total (44,603) newly diagnosed cases were among MSM.

From 1984 to 2009, transmission through sharing of infected needles were <1% of the total cases reported. The proportion of cases of injecting drug users (IDU) increased sharply in 2010, at 9% (147) of the total cases reported that year. The proportion of new cases among people who inject drugs decreased to <6% of the total cases in succeeding years.

**Table 3. Modes of HIV transmission**

Mode of Transmission	Jun 2018 (N=993)		Jan–Jun 2018 (N=5,673)		Jan 2013–Jun 2018 (N=44,603)		Jan 1984–Jun 2018 (N=56,275) <sup>a</sup>	
	M <sup>a</sup>	F <sup>a</sup>	M	F	M	F	M	F
Sexual contact	922	55	5,237	294	40,866	1,897	50,183	3,355
Male-female sex	61	55	457	294	4,049	1,897	5,941	3,355
Male-male sex	594	-	3,321	-	23,430	-	27,989	-
Sex w/ males & females <sup>c</sup>	267	-	1,459	-	13,387	-	16,253	-
Blood/blood products	0	0	0	0	0	0	5	15
Sharing of needles	5	2	91	6	1,566	78	1,965	119
Needlestick injury	0	0	0	0	0	0	2	1
Mother to child	0	2	6	4	53	41	84	69
No data	7	0	35	0	96	6	383	83

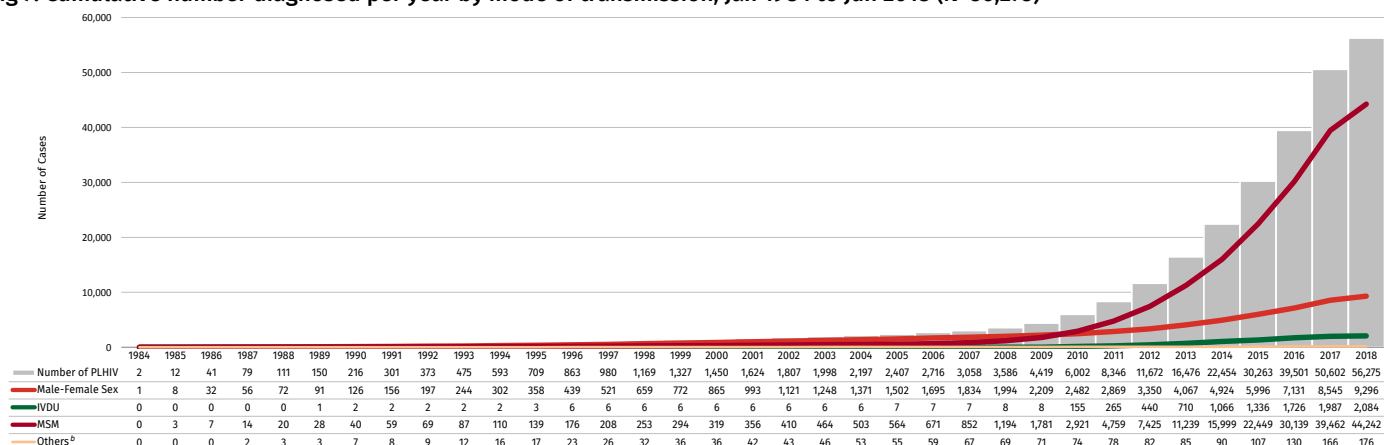
<sup>a</sup> Sex at birth; M= Male, F = Female

<sup>b</sup> No data on sex for 11 cases

<sup>c</sup> Among males only

Regional patterns vary across the modes of transmission. Forty-four percent of males who have sex with males ever diagnosed were from NCR; almost all (99%) reported with injecting drug use were from Region 7; and 33% of females who engaged in transactional sex were from Region 3.

**Fig 7: Cumulative number diagnosed per year by mode of transmission, Jan 1984 to Jun 2018 (N=56,275)<sup>a</sup>**



<sup>a</sup> No reported Mode of Transmission for (477) cases

<sup>b</sup> Others include the following MOT: needle prick injury, blood/blood products, and mother-to-child transmission

## SPECIFIC POPULATIONS

### Youth (15-24 years old)

In June 2018, 287 (29%) cases were among youth 15-24 years old; 95% were male. Almost all (99%, 285) were infected through sexual contact (23 male-female sex, 187 male-male sex, 75 sex with both males & females). Two cases had no data on mode of transmission.

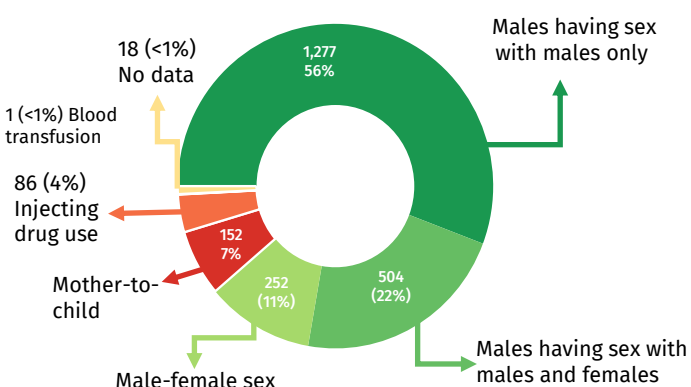
From January 1984 to June 2018, 15,834 (28%) of the reported cases were 15-24 years old. Ninety-six percent (15,272) were infected through sexual contact (1,778 male-female sex, 8,886 male-male sex, 4,608 sex with both males & females); 467 were infected through needle sharing among IDU, one was infected through mother-to-child transmission and 94 had no data on mode of transmission. Eighty-two percent (13,022 out of 15,834) of all those 15-24 years old at the time of testing were diagnosed from January 2013 to June 2018. From 1984 to 2002, 71% (179) of the cases among the youth were females. However, in 2003, there was an equal number (7) of males and females reported. Since then, the trend has shifted to male predominance.

### Children (<10 yo) & adolescents (10-19)

There were 31 newly diagnosed adolescents 10-19 years old in June 2018. All were infected through sexual contact (5 male-female sex, 20 male-male sex, and 6 had sex with both males & females). There were two newly diagnosed child less than 10 years old and was infected through mother-to-child transmission.

Four percent (2,290) of all diagnosed cases from January 1984 to June 2018 were 19 years old and younger at the time of diagnosis. One hundred forty-seven out of the 2,290(6%) were children less than 10 years old, and among them 144 were infected through mother-to-child transmission; one through blood transfusion; and two had no data on mode of transmission. Ninety-four percent (2,143 out of 2,290) were adolescents 10 to 19 years old, and among them 1,957 (91%) were male. Ninety-five percent of the adolescents were infected through sexual contact (252 male-female sex; 1,277 male-male sex; and 504 sex with both males & females), 86 (4%) were infected through sharing of infected needles, 8 (<1%) through mother-to-child transmission, and 16 had no data on the mode of transmission [Figure 8].

Fig. 8: Modes of transmission among children and adolescents, Jan 1984 - Jun 2018 (N=2,290)

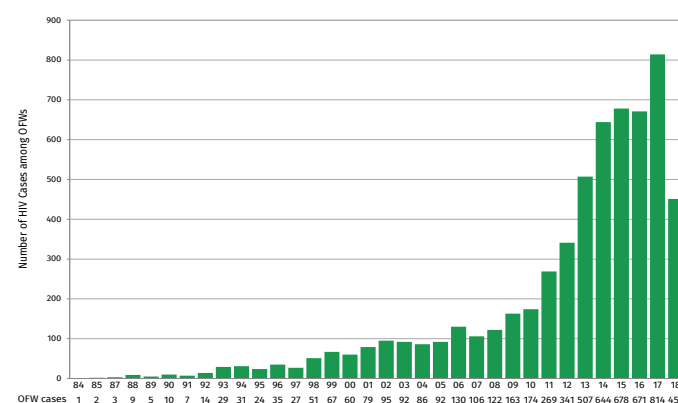


### Overseas Filipino workers

Eighty-two people who worked overseas within the past five years of diagnosis, whether on land or at sea, were newly diagnosed in June 2018. They comprise 8% of the total newly diagnosed cases for the month. Eighty-nine percent (73) were male. All of the newly diagnosed were infected through sexual contact (18 male-female sex, 43 male-male sex, and 21 sex with both males and females). The ages of male OFWs ranged from 20 to 54 years (median: 31 years). Sixty percent of the cases belonged to the 25-34 year age group. Among the female OFWs diagnosed in June 2018, one case was from 15-24 age group, two cases were from the 25-34 age group, four cases from the 35-49 age group, and two cases from the 50 & older age group. The age range among newly diagnosed female OFWs was 20 to 54 years (median: 36 years).

From January 1984 to June 2018, out of the 56,275 cases, 5,889 (10%) were OFWs (Figure 9). Of these, 5,063 (86%) were male. Majority of the male cases (71%) were infected through sexual contact among MSM (2,062 male-male sex and 1,529 sex with both males & females). The ages of male OFWs ranged from 16 to 80 years (median: 32 years). Among female OFWs, ages ranged from 20 to 73 years (median: 34 years old).

Fig. 9: Number of reported OFW diagnosed with HIV, Jan 1984 - Jun 2018 (N=5,889)



### People who engage in transactional sex

People who engage in transactional sex are those who reported that they either pay for sex, regularly accept payment for sex, or do both. Reporting of transactional sex was included in the HARP starting December 2012.

In June 2018, 12% (122) of the newly diagnosed engaged in transactional sex [Table 4]. Ninety-seven percent (118) were male and aged from 18 to 63 years old (median: 29 years). More than half of the males (53%, 62) reported paying for sex only, 31% (37) reported accepting payment for sex only and 16% (19) engaged in both. Among the female cases who engaged in transactional sex, two cases each were reported for accepted payment for sex and engaged in both.

A total of 5,337 cases reported to HARP from December 2012 to June 2018 were people who engaged in transactional sex. Ninety-six percent (5,112) were male and 4% (225) were female. There were 2,844 (53%) who

paid for sex, 1,664 (31%) accepted payment for sex, and 829 (15%) engaged in both [Table 4].

Table 4. Age and sex of people diagnosed with HIV who engaged in transactional sex

Type of Transactional Sex	Jun 2018 (N=122)	Jan–Jun 2018 (N=702)	Dec 2012–Jun 2018 (N=5,337)
Accepted payment for sex only:	39 (32%)	238 (34%)	1,664 (31%)
Male	37	215	1,536
Female	2	23	128
Age Range (Median)	18-49 (25)	14-49 (26)	14-68 (26)
Paid for sex only:	62 (51%)	363 (52%)	2,844 (53%)
Male	62	360	2,825
Female	0	3	19
Age Range (Median)	20-63 (30)	17-70 (30)	16-79 (31)
Engaged in both:	21 (17%)	101 (14%)	829 (16%)
Male	19	95	751
Female	2	6	78
Age Range (Median)	21-54 (28)	18-54 (29)	16-62 (28)

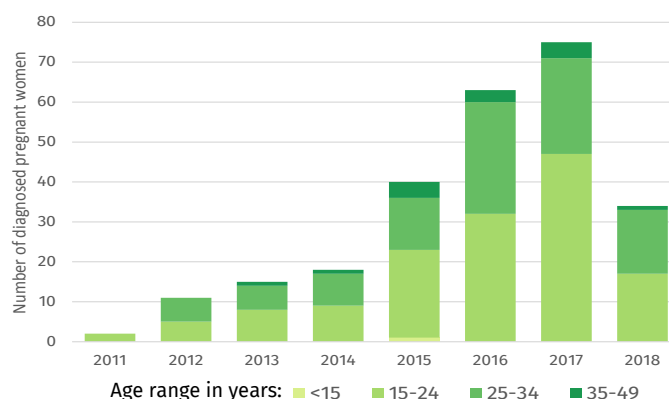
## Pregnant women living with HIV

Reporting of pregnancy status at the time of testing was included in the HARP from the year 2011.

In June 2018, four newly diagnosed women were reported to be pregnant. Three of the cases were from NCR and one was from Region 7. The age at diagnosis ranged from 19 to 35 years old (median age: 27 years).

Since 2011, a total of 262 diagnosed pregnant women were reported. More than half (55%, 144) were 15-24 years old at the time of diagnosis, and 39% (101) were 25-34 years old. The regions with highest number of diagnosed pregnant women with HIV were NCR (49%), Region 7 (25%), Region 4A (9%), and Region 3 (6%) [Figure 10].

**Fig. 10: Number of women who were pregnant at the time of diagnosis by age group, Jan 2011 - Jun 2018 (N=262)**



## DEATHS AMONG PEOPLE WITH HIV

In June 2018, there were 77<sup>a</sup> reported deaths due to any cause among people with HIV. Seventy-two were males and five were females [Table 5]. Fifteen (19%) were 15-24 years old, 39 (51%) cases were from 25-34 years old, 16 (21%) cases were from 35-49 years old age group, and seven (9%) case were 50 years & older. Ninety percent of the cases were reported to have acquired the infection through sexual contact (12 through male-female sex, 36 through male-male sex, and 21 through sex with both males & females), and 10% (8) of the cases were infected through sharing of needles.

A total of 2,705 deaths were reported from January 1984 to June 2018. Ninety percent (2,434) were male. Nineteen (1%) were less than 15 years old at the time of death, 414 (15%) were 15-24 years old, 1,320 (49%) were 25-34 years old, 762 (28%) were 35-49 years old, and 187 (7%) were 50 years and older [Table 5]<sup>b</sup>. Sexual transmission (96%) was the most common mode of HIV transmission (605 male-female sex, 1,268 male-male sex, 729 sex with both males and females). There were 45 reported deaths among those who were infected through sharing of needles, 18 deaths among those who were infected through mother-to-child transmission, and nine among those who were infected through blood transfusion [Figure 11]<sup>c</sup>.

<sup>a</sup> The date of death does not necessarily fall in this reporting month

<sup>b</sup> No data available on age for 3 cases

<sup>c</sup> No data available on mode of transmission for 23 cases

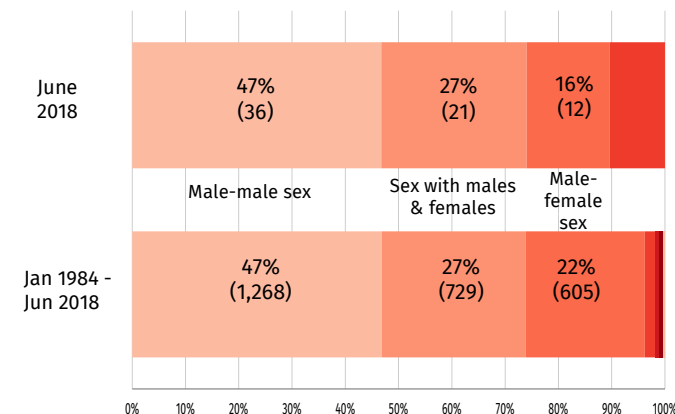
**Table 5. Demographic data of reported deaths among people with HIV**

Demographic Data	Jun 2018	Jan–Jun 2018	Jan 1984 – Jun 2018
Total Reported Deaths	77 <sup>a</sup>	246 <sup>a</sup>	2,705 <sup>**</sup>
Male	72	236	2,434
Female	5	10	271
Age group:			
<15 y/o	0	0	19
15-24 y/o	15	42	414
25-34 y/o	39	117	1,320
35-49 y/o	16	74	762
50 y/o & above	7	13	187

<sup>a</sup> The date of death does not necessarily fall in the reporting month.

<sup>\*\*</sup> No data available on age for 3 cases

**Fig. 11: Proportion of reported deaths among people with HIV by mode of transmission**



**National HIV/AIDS & STI Surveillance and Strategic Information Unit**

NHSSS  
Epidemiology Bureau,  
Department of Health, 2/F Bldg. 19,  
San Lazaro Compound,  
Sta. Cruz, Manila 1003 Philippines

Tel: +632 651-7800 local 2926, 2952  
Fax: +632 495-0513  
Email: [hivepicenter@gmail.com](mailto:hivepicenter@gmail.com)  
Website: <http://www.doh.gov.ph>

[www.facebook.com/hivepicenter](https://www.facebook.com/hivepicenter)  
[@hivepicenter](https://twitter.com/hivepicenter)  
[@hivepicenter](https://www.instagram.com/hivepicenter)

**HIV/AIDS & ART Registry of the Philippines (HARP) Report**  
Editorial Team

- Richard L. Legardo, RN**  
Nurse II
- Sarah Jun C. Flores**  
Assistant Surveillance Officer
- Jan Khryeng M. Velayo, RN**  
Assistant Surveillance Officer
- Bettina Kaye D. Castañeda, RN**  
Surveillance Officer
- Marlene R. Bermajo, MD**  
HIV Surveillance Database Supervisor
- Ma. Justina G. Zapanta, RN, PHSAE**  
Surveillance Officer
- Noel S. Palaypayon, RN, MGM-ESP**  
Deputy Manager, HIV & STI Surveillance Unit
- Genesis Jun J. Samonte, MD, MSc, PHSAE**  
Manager, HIV & STI Surveillance Unit
- Agnes B. Segarra, MD, PHSAE**  
Chief, Surveys Monitoring and Evaluation Division
- Ferchito L. Avelino, MD, PHSAE**  
OIC - Director IV, Epidemiology Bureau

**HIV/AIDS & ART Registry of the Philippines (HARP)**

The Philippine HIV/AIDS & ART Registry of the Philippines (HARP) is the official record of the total number of laboratory-confirmed HIV positive individuals, and deaths in the Philippines. All individuals in the registry are confirmed by the San Lazaro Hospital STD/AIDS Cooperative Central Laboratory (SACCL) which is the National Reference Laboratory (NRL) of the Department of Health (DOH) for HIV/AIDS. Mandatory HIV testing is unlawful in the Philippines (Republic Act 8504).

The process of reporting to the HARP is as follows: All blood samples from accredited HIV testing facilities that are screened HIV reactive are sent to SACCL for confirmation by Western Blot. Confirmed HIV positive individuals are reported to the DOH-Epidemiology Bureau (EB) and are recorded in the HARP.

The HARP is a passive surveillance system. Except for HIV confirmation by the NRL, all other data submitted to the HARP are secondary and cannot be verified. For example, the HARP cannot determine if an individual's reported place of residence is where the person got infected, or where the person lived after being infected, or where the person is presently living. This limitation has major implications on data interpretation. Readers are advised to interpret the data with caution and consider other sources of information before arriving at conclusions.



## DOH Designated HIV Treatment Hubs & Primary HIV Care Facilities\*

### Treatment Hubs (outpatient and inpatient care & treatment)

Region	Name of Facility	Address	Contact numbers
1	Ilocos Training and Regional Medical Center	Parian, San Fernando City, La Union	(072) 607-6418 / (072) 607-9912
	Mariano Marcos Memorial Hospital and Medical Center	Barangay 6 San Julian, Batac, Ilocos Norte	(077) 600 8000
	Region 1 Medical Center	Dagupan City Hall, AB Fernandez E Avenue, Downtown District, Dagupan	09159063375
2	Cagayan Valley Medical Center	Dalan na Pagayaya, Carig Sur, Tuguegarao, Cagayan	(078) 304-1410 / (078) 304-1810
	Veterans Regional Hospital	Magsaysay, Bayombong, Nueva Vizcaya	(078) 805-3561 loc. 1225
3	Allied Care Experts Medical Center - Baliwag (EmbrACE Unit)	Pinagbarilan, Baliwag, Bulacan	0933-873-7688 / (044) 816-1000 Loc 204
	Bataan General Hospital (Bataan HAVEN)	Manahan St., Tenejero, Balanga City, Bataan	(047) 237-1274 / (047) 237-1275 loc. 103 / 09998844522
	Bulacan Medical Center (Luntiang Silong)	Bulacan Medical Center 3rd Floor Pay 3 - Room 301 Mojon, City of Malolos, Bulacan	09234051309 / 09155214322
	Dr. Paulino J. Garcia Memorial Research and Medical Center (Sanctuario De Paulino)	Mabini St., Cabanatuan City, Nueva Ecija	(044)463-8888 loc. 181 / 0917736638 / 09175716869
	Jose B. Lingad Memorial Regional Hospital (Bahay Lingad)	Brgy. San Dolores, San Fernando, Pampanga	(045) 435-6801 / 09336215028
	James L. Gordon Memorial Hospital (L.E.A.D. Shelter)	#1 Perimeter Rd., New Asinan, Olongapo City	(047) 602-4052 / 09988627015
	Premiere Medical Center (TAHANAN sa Premiere)	Maharlika Highway, Daan Sarile, Cabanatuan City, Nueva Ecija	(044) 463-7845 to 49 loc. 2073 / 09322128175 / 09052944300 / 095968173441
	President Ramon Magsaysay Memorial Hospital (Balin Kalinga)	Zambales Medical Society Building (beside Eye Center Clinic) Palanginan, Iba Zambales	09153966014 / 09192442299
	Tarlac Provincial Hospital (TPH Cares)	Tarlac Provincial Hospital Compound, San Vicente, Tarlac City	(045) 491-8970 loc. 247
	4A	Batangas Medical Center	Kumintang Ibaba, Batangas City
Laguna Medical Center		J. De Leon St, Santa Cruz, Laguna	(049) 543-3351 / 09178465901
General Emilio Aguinaldo Memorial Hospital		Brgy Luciano Trece Martires Cavite	(046) 6860856
Quezon Medical Center		Brgy XI, Quezon Avenue, Lucena, Quezon Province	(042) 717-6323 loc. 342
Ospital ng Biñan		Canlalay Bridge, Biñan, Laguna	(049) 511-4119
Calamba Doctors Hospital		San Cristobal Bridge, Calamba, Laguna	(049) 545 7371
4B	Ospital ng Palawan	220 Malvar St. Puerto Princesa City	(048) 434-6864 / (048) 434-2148
	Occidental Mindoro Provincial Hospital (ARUGA)	Paluan Road, Mamburao, Occidental Mindoro	(043) 711-1116
	Oriental Mindoro Provincial Hospital (Purple Rain Clinic)	Sta. Isabel, Calapan City, Oriental Mindoro	09164691469
5	Bicol Regional Training and Teaching Hospital	Rizal St., Legazpi City	(052) 483-0017 loc. 4227
	Bicol Medical Center	BMC Road, Naga, Camarines Sur	(054) 811-7800
6	Western Visayas Medical Center	Q. Abeto St., Mandurriao, Iloilo City	(033) 321-1631
	Corazon Locsin Montelibano Memorial Regional Hospital	2nd flr. OPD Bldg. CLMMRH, Lacson St. cor Burgos, Bacolod City	(034) 707-2280
	Dr. Rafael Tumbokon Memorial Hospital	Mabini St., Kalibo, Aklan	(036) 268-6299
	The Medical City	Locsin St., Molo, Iloilo City	(033) 500-1000
	Angel Salazar Memorial General Hospital	Tobias A. Fornier St, San Jose de Buenavista, Antique	(036) 540 7133
7	Vicente Sotto Memorial Medical Center	B. Rodriguez St., Cebu City	(032) 254-4155 / (032) 253-9891 to 96 loc. 102
	Negros Oriental Provincial Hospital	Real St., Dumaguete City, Negros Oriental	(6335) 225-0950 / 225-0949
	Gov. Celestino Gallares Memorial Hospital	M. Parras St., Tagbilaran City	(038) 411-4868
	Visayas Community Medical Center (Balay Malingkawasnon)	Osmeña Blvd., Cebu City	(032) 253 1901
	Eversley Childs Sanitarium and General Hospital	Upper Jagobiao Rd, Mandaue City, Cebu	(032) 346 2468
	Talisay District Hospital	San Isidro, Dakbayan sa Talisay	(032) 273 3226
8	Eastern Visayas Regional Medical Center	Magsaysay Blvd., Tacloban City	(053) 321-3121 / (053) 321-3363
	Northern Samar Provincial Hospital	Catarman, Northern Samar	(055) 500-9770
	Biliran Provincial Health Office	Naval, Biliran	0 917631479
	Hilongos District Hospital	CV Alcuivo St., Hilongos, Leyte	(053) 336-2102
	Eastern Samar Provincial Hospital	Borongan, Eastern Samar	(055) 560-9869
	Felipe Abrigo Memorial Hospital	Hillsvlew, Guiuan, Eastern Samar	(055) 271-2180
9	Zamboanga City Medical Center	Dr. Evangelista St., Sta. Catalina, Zamboanga City	(062) 991-2934
10	Northern Mindanao Medical Center	Provincial Capitol Compound, Cagayan de Oro City	(082) 856-4147
	Southern Philippines Medical Center	J. P. Laurel St., Bajada, Davao City	(082) 227-2731 loc. 5140 / (082) 321-7061
11	Davao Doctors Hospital	118 E Quirino Avenue, Poblacion District, Davao City, Davao del Sur	(082) 222 8000
	Davao Regional Medical Center	Apokon, Tagum City, Davao del Norte	(084) 400-3347
12	South Cotabato Provincial Hospital	Aguinaldo St., Koronadal City, South Cotabato	(083) 228-4571
CAR	Baguio General Hospital and Medical Center	Governor Pack Road., Baguio City	(074) 442-4216 loc. 381 / 09155816480
	CARAGA Regional Hospital	Rizal St. National Road, Surigao City	(086) 826-0568 / 09173068186
	Butuan Medical Center	Km 5 Baan, Butuan City	09173208799
CARAGA	Adela Serra Ty Memorial Medical Center (SDS Wellness Center)	Capitol Hills, Telaje, Tandag, Surigao del Sur	(086) 211-4306
	Democrito O. Plaza Memorial Hospital (Heart Room)	P2, Patin-ay, Prosperidad, Agusan del Sur	09274698162
NCR	San Lazaro Hospital	Quiricada St., Sta. Cruz, Manila	(02) 310-3128
	Philippine General Hospital	Taft Ave., Manila	(02) 554-8400 loc. 3249
	Sta. Ana Hospital	New Panaderos St., Sta. Ana, Manila	(02) 516-6790
	Research Institute for Tropical Medicine	Filinvest Corporate City, Alabang, Muntinlupa City	(02) 807-2628 loc. 332
	The Medical City (i-REACT Clinic)	Ortigas Ave., Pasig City	(02) 988-1000 loc. 6765
	Makati Medical Center	#2 Amoroso St., Legaspi Village, Makati City	(02) 888-8999 loc. 2134 (CTTM) / 09178014314
	St. Luke's Medical Center—Global City	Rizal Drive cor. 32nd & 5th Ave., Taguig City	(02) 789-7700

\* As per DOH Department Memorandum No. 2018-0031



## DOH Designated HIV Treatment Hubs & Primary HIV Care Facilities\*

### Primary HIV Care Facilities (outpatient care & treatment)

Region	Name of Facility	Address	Contact Information
3	Angeles City Reproductive Health and Wellness Center and Primary HIV Care Clinic (Bale Angeleño)	C. Surla St., Balibago, Angeles City	09260726899/ 09325479455
	Guiguinto RHU II Primary Care Clinic Center (Gintong Kanlungan)	2nd flr, RHU II, Green Estate Subdivision, Guiguinto, Bulacan	(044)760-3450/ 09325478488/ 09260726900
	Mabalacat RHU II (Lingap Balacat)	Brgy. Dau, Mabalacat City Pampanga	09991067475 / 009260726596
	Maria Aurora Community Hospital	Saturno St., Brgy. 01, Maria Aurora, Aurora	09219112727
	Ospital ng Lungsod ng San Jose del Monte	Sapang Palay, San Jose Del Monte, Bulacan	09236335634
	RE De Jesus Multi-Specialty Clinic and Diagnostic Center (The Green Clinic)	Brgy. Caypombo (Back of LBC Caypombo), Sta.Maria, Bulacan	(044) 815-3145/ 09368040043
	Dr. Paulino J. Garcia Memorial Research and Medical Center - Talavera Extension Hospital (Talevera's Hope)	Maestrang Kikay District, Talavera, Nueva Ecija	(044) 806-2276/ 09358124776/ 09218881119
4A	Antipolo Social Hygiene Clinic	M. Santos St., Brgy. San Roque, Antipolo City	(02) 696-4097
	Dasmariñas City Health Office I (SHC)	Zone 2, Manggubat St., City Health Office I, Dasmariñas, Cavite	(046) 416-0279
	Bacoor Social Hygiene Clinic	Floraville Subdivision, Panapaan 1, Bacoor City	09086144183
	Imus Social Hygiene Clinic	Medicion 1C, Velarde Subdivision, Imus	(046) 434-4057/ 09267013539/ 09258787158
7	Cebu Social Hygiene Clinic	General Maxilom Avenue Extension, Carreta, Cebu City	(032) 233-0987/ 09255591663
	Mandaue City Social Hygiene Clinic	Mandaue City Health Office, F.B. Kabahog Street, Centro Mandaue City	(032) 268-2489/ 09285077400
	Talisay City SHC	Multi Purpose Bldg, Brgy. Poblacion, Talisay City	4915567/ 2734704
8	Ormoc City Health Office	CHO Aunubing Street, Barangay Cogon, Ormoc City, Leyte	09171126000
11	Davao Reproductive Health and Wellness Center	Emilio Jacinto St., Poblacion District, Davao City, Davao del Sur	(082) 222-4187
12	General Santos City Social Hygiene Clinic	City Health Office, Fernandez St., Lagao, General Santos City	(083) 302-8115
NCR	Pasig City Treatment Hub (PATH)	CHAMP Bldg, Caruncho Ave, Pasig City	(02) 798-2572
	Marikina City Satellite Treatment Hub	Marikina Healthy City Center, Shoe Ave., Sto. Niño, Marikina City	(02) 948-8925 / 09175631722
	Manila Social Hygiene Clinic	208 Quiricada St., Sta. Cruz, Manila	(02) 711-6942
	Klinika Bernardo	Ermin Garcia St., Brgy. Pinagkaisahan, Quezon City	(02) 9324033412
	Klinika Novaliches	Annex Building floor, A.J. Maximo Health Center Compound, Quirino Highway, Novaliches, Quezon City	09985734877
	Klinika Project 7	39 Bansalangan St., Veterans Village, Project 7, Quezon City	09178561158
	Love Yourself - Anglo	3rd floor, Anglo Bldg. Shaw Blvd, Mandaluyong	09278926611
	Las Piñas Social Hygiene Clinic	Barrio Hall, Alabang-Zapote Road, Almansa, Las Piñas City	(02) 800-6406

\* As per DOH Department Memorandum No. 2018-0031

### Other facilities providing outpatient HIV care and treatment

Region	Name of Facility	Address	Contact Information
3	San Marcelino District Hospital Shelter of Holistic and Positive Embrace (HoPE)	San Marcelino District Hospital First Floor Admin Building, National Road Sto. Domingo, San Marcelino, Zambales	09398630806
NCR	Bernardo Social Hygiene Clinic	Ermin Garcia St., Brgy. Pinagkaisahan, Quezon City	09193635919
	Batasan Hills Super Health Center (Social Hygiene Clinic)	#1 IBP Road, Batasan Hills, Quezon City	09322959752 / 09232790558
	Mandaluyong Social Hygiene Clinic	20 M. Lerma St. cor. Vicencio St, Mandaluyong City	(02) 546-7799
	Muntinlupa Reproductive Health and Wellness Center	2nd Floor, Putatan Health Center, National Rd, Putatan, Muntinlupa City	(02) 834-5997
	Pasay Social Hygiene Clinic	2nd Floor, Lagrosa Health Center, F.B. Harrison St. Pasay City	(02) 806-3197
	Taguig Social Hygiene Clinic	3/F Goldilocks Bldg., Gen. Luna St., Taguig City	(02) 642-1262 / 09267542917
	Valenzuela Social Hygiene Clinic	Valenzuela City Hall, Poblacion II, Malinta, Valenzuela City	(02) 352-6000 loc. 6046