



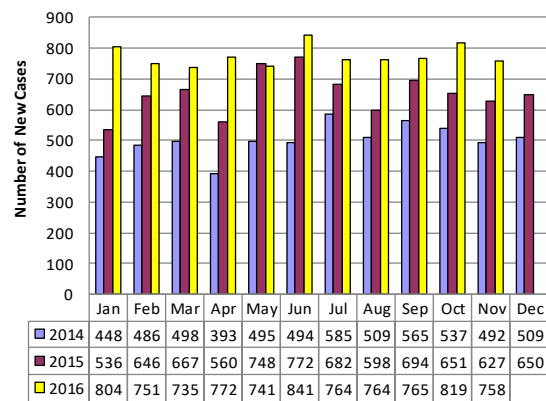
NEWLY DIAGNOSED HIV CASES IN THE PHILIPPINES

Table 1. Quick Facts

Demographic Data	Nov 2016	Jan-Nov 2016	Jan 2011 - Nov 2016	Cumulative Jan 1984 - Nov 2016
Total Reported Cases	758	8,514	32,857	38,872
Asymptomatic Cases	672	7,473	30,136	35,279
AIDS Cases	86	1,041	2,721	3,593
Male	727	8,153	31,383	36,080 ^a
Female	31	361	1,474	2,781 ^a
Age Range (Median)	6-68 (28)	1-75 (28)	1-82 (28)	1-82 (28)
Less than 15 y/o	1	22	56	111 ^b
15-24 y/o	220	2,404	9,286	10,499 ^b
25-34 y/o	396	4,509	17,350	19,974 ^b
35-49 y/o	123	1,413	5,423	7,143 ^b
50 y/o & above	18	166	742	1,071 ^b
Pregnant WLHIV	5	60	146	
Newly Started on ART	466 ^c			
Total PLHIV on ART				17,388 ^c
Reported Deaths	21	402		1,932

^aNo data available on sex for (11) cases
^bNo data available on age for (74) cases
^cOctober data used for SPMC and VSMCM due to reporting delay.

Figure 1. Number of New HIV Cases by Month (2014-2016)*



*Due to our recent system enhancement, the number of cases for September 2015, March 2016, May 2016, and July 2016 was changed upon updating the database.

In November 2016, there were 758 new HIV antibody sero-positive individuals reported to the HIV/AIDS & ART Registry of the Philippines (HARP) [Table 1]. Eighty-nine percent of those were asymptomatic at the time of reporting.

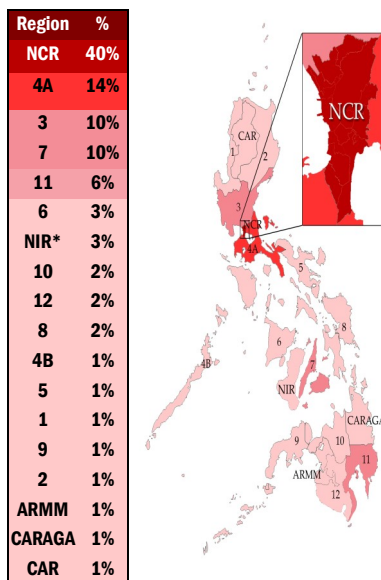
Most (96%) were male. The median age was 28 years old (age range: 6 years-68 years). More than half belong to the 25-34 year age group while 29% were youth aged 15-24 years.

The regions with the most number of reported cases were: National Capital Region (NCR) with 301 (40%) cases, Region 4A with 108 (14%) cases, Region 3 with 73 (10%) cases, Region 7 with 72 (10%) cases, and Region 11 with 47 (6%) cases. An additional 157 cases (21%) came from the rest of the country.

Reported modes of transmission were sexual contact (732), needle sharing among injecting drug users (IDU) [25] and mother-to-child transmission (1). Eighty-eight percent of infections transmitted through sexual contact were among males who have sex with males (MSM^a).


A total of 5 pregnant women were diagnosed with HIV in November 2016. There were three cases recorded from NCR, one case from Region 7, and one from CARAGA Region.

Figure 2. Percentage of Newly Diagnosed Cases per Region (November 2016)



*Negros Island Region (Executive Order No. 183)

Figure 3. Number of HIV Cases Reported in the Philippines by Year, January 1984 to November 2016 (N=38,872)*



*Due to our recent system enhancement, the number of cases for September 2015, March 2016, May 2016, and July 2016 was changed upon updating the database.

PLHIV on Anti-Retroviral Therapy (ART)

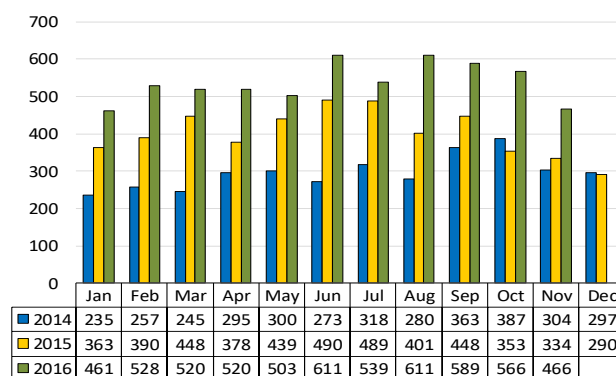
In November 2016, there were 466* patients who started on ART. The median CD4 of these patients upon enrollment was 106 cells/mm³. Three of these patients started on ART died within the same month.

A total of **17,388**** PLHIV were presently on ART as of November 2016. Most (97%) were males. The median age of patients was 31 years (range: 5 months-78 years). Ninety-five percent were on first line regimen, 4% were on second line regimen.

*October data used for SPMC and VSMC due to reporting delay.

**Note: This is the total number of adult and pediatric patients currently enrolled and accessing antiretroviral drugs (ARV) in the 40 treatment hubs and satellites. It does not include patients who were previously taking ARV but have already died, have left the country, have been lost to follow up, or opted not to take ARV anymore. The "lost to follow up" criteria was also moved to 3 months after date of next pick up from the previous 6 months.

Figure 4. Number of Newly-Initiated on ART by Month (2014-2016)



HIV/AIDS EPIDEMIC TRENDS IN THE PHILIPPINES (January 1984 - November 2016)

The first AIDS case in the Philippines was reported in 1984. From January 1984 to November 2016, there has been 38,872 HIV Ab sero-positive cases reported to the HARP (Table 1). Ninety-one percent (35,279) of the total reported cases were asymptomatic at the time of reporting. Ninety-three percent (36,080) were male and 2,781 (7%) were female*. The median age* was 28 years old (age range: 1 year-82 years). More than half (19,974 or 51%) were from the 25-34 year age group while 10,499 (27%) were youth aged 15-24 years (Figure 5).

From 1991 to present, males comprised 93% (35,997 out of 38,645) of the total number of HIV/AIDS cases in the Philippines in that time period.

Eighty-five percent (32,857) of all the 38,872 diagnosed cases in the Philippines were reported from January 2011 to November 2016 (Table 1). Most (92%) of these cases were still asymptomatic at the time of reporting.

Meanwhile, the absolute number of cases among females has also been increasing. Cases of HIV transmission from mother to child are more likely to increase if female patients are not linked to HIV care. Ninety-two percent (2,572) of all female cases were diagnosed when they were between 15-49 years of age.

In the early years of the epidemic (1984-1990), 62% (133 of 216 cases) were female.

The age group with the biggest proportion of cases has become younger: between 2001 to 2005, it was 35-49 years; starting from 2006, the age proportion shifted to 25-34 years (Figure 5). The proportion of HIV positive cases in the 15-24 year age group increased from 25% in 2006-2010 to 28% in 2011-2016.

*Note: From 1984–November 2016, 74 did not report AGE, 11 did not report SEX while 11 did not report both AGE and SEX

Figure 5. Distribution of HIV Cases by Age Group, January 1984-November 2016

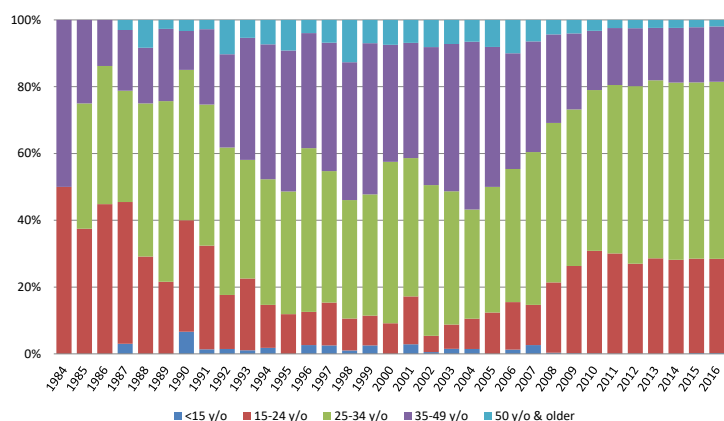
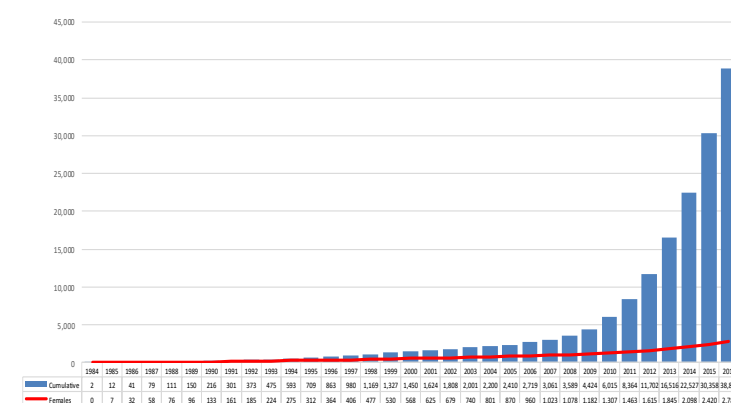


Figure 6. Cumulative Number of HIV Cases among Females per Year, Jan 1984-Nov 2016



Geographical Distribution

From January 1984 to November 2016, the regions with the most number of reported cases were NCR with 16,632 (43%) cases, Region 4A with 5,419 (14%) cases, Region 7 with 3,536 (9%) cases, Region 3 with 3,254 (8%) cases, and Region 11 with 2,299 (6%) cases. Seventeen percent (6,586) of the cases came from the rest of the country (ROTC) while 1,146 (3%) had no data on region (Table 2).

Table 2. Percentage of HIV Cases per Region

Region	Nov 2016 (N=758)	Jan-Nov 2016 (N=8,514)	Jan 2011 - Nov 2016 (N=32,857) ^a	Cumulative Jan 1984–Nov 2016 (N=38,872) ^b
NCR	301 (40%)	3,477 (41%)	14,185 (43%)	16,632 (43%)
4A	108 (14%)	1,290 (15%)	4,810 (15%)	5,419 (14%)
7	72 (10%)	896 (11%)	3,157 (10%)	3,536 (9%)
3	73 (10%)	754 (9%)	2,711 (8%)	3,254 (8%)
11	47 (6%)	522 (6%)	2,077 (6%)	2,299 (6%)
ROTC	157 (21%)	1,575 (18%)	5,858 (18%)	6,586 (17%)

^aFrom January 2011– November 2016, no particular region were reported for 59 cases
^bFrom January 1984–November 2016, no particular region were reported for 1,146 cases

Of the 2,781 females reported with HIV, 714 (26%) were from NCR, 467 (17%) were from Region 3, 300 (11%) were from Region 7, 257 (9%) were from Region 4A and 1,043 (38%) were from other regions.

The regions with the most number of Overseas Filipino Workers (OFW) reported to the HARP were NCR with 1,623 cases, Region 4A with 775 cases, and Region 3 with 483 cases.

Table 3. Reported Modes of HIV Transmission

Mode of Transmission	Nov 2016 (N=758)		Jan-Nov 2016 (N=8,514)		Jan 2011-Nov 2016 (N=32,857)		Cumulative Jan 1984–Nov 2016 (N=38,872) ^a	
	M	F	M	F	M	F	M	F
Sexual Contact	702	30	7,778	337	29,867	1,368	34,110	2,541
Male-Female Sex	60	30	716	337	3,206	1,368	4,521	2,541
Male-Male Sex	399	0	4,349	0	16,197	0	18,049	0
Sex with Males & Females	243	0	2,713	0	10,464	0	11,540	0
Blood/Blood Products	0	0	0	0	0	1	5	15
Sharing of Infected Needles	25	0	363	13	1,481	80	1,618	98
Needle Prick Injury	0	0	0	0	0	0	2	1
Mother-to-Child	0	1	12	11	30	25	58	49
No Data Available	0	0	0	0	5	0	287	77

^aFrom January 1984–November 2016 11 did not report sex

From January 1984 to November 2016, MSM was the predominant (29,589 or 82%) mode of transmission among males, followed by male-female sex (4,521 or 13%), and sharing of infected needles (1,618 or 4%) [Table 3]. More than half (15,869 or 54%) of cases among MSM belong to the 25-34 year age group while 8,757 (30%) were youth 15-24 years old. Among females, male-female sex was the most common MOT (2,541 or 91%) followed by sharing of infected needles (98 or 4%) [Table 3]. A total of 98 children (less than 10 years old), 8 adolescents (10-19 years old), and 1 foreigner (aged 22 years old) presently living in the Philippines were reported to have acquired HIV through mother-to-child transmission.

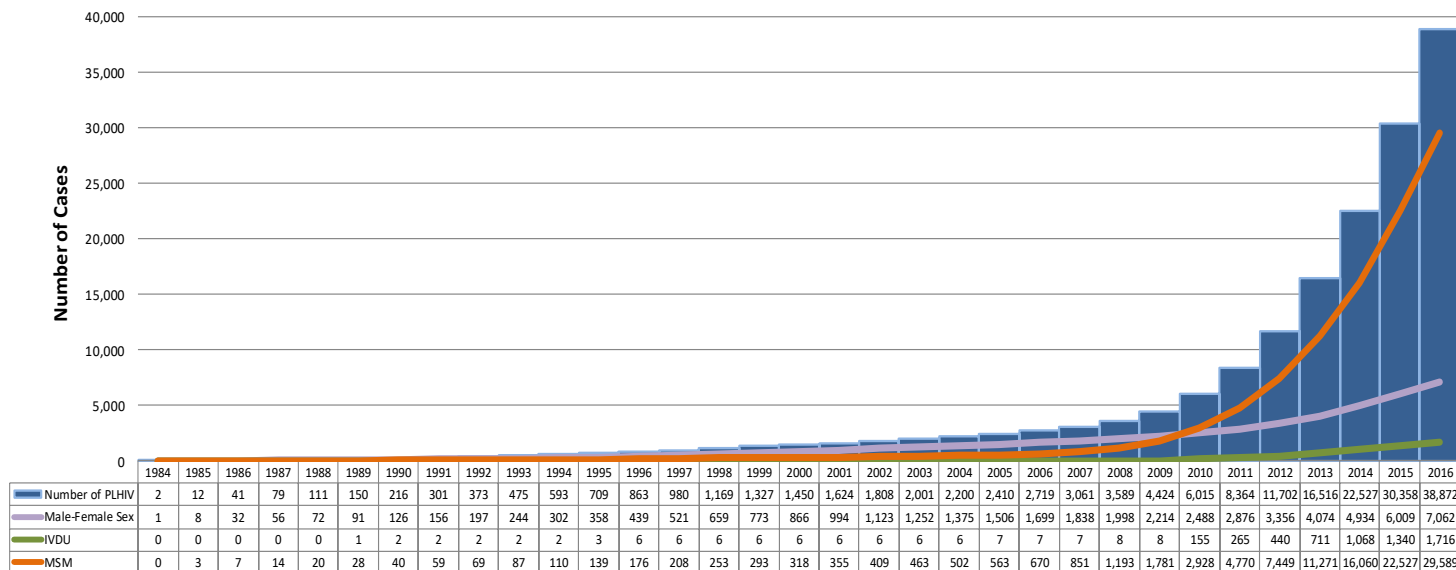
Modes of Transmission (MOT)

From 1984 to 2009, the predominant mode of transmission was male-female sex. Beginning 2010, the trend shifted to male-male sex as the predominant MOT and has continually increased since then. From January 2011 to November 2016, 81% (26,661) of new infections through sexual contact were among MSM.

From 1984 to 2009, transmission through sharing of infected needles were at <1% of the total cases reported every year. The cases among Injecting Drug Users (IDU) spiked in 2010 comprising 9% (147) of the total cases reported that year. However, new cases among people who inject drugs decreased to ≤ 6% of the total cases in succeeding years.

In different regions, predominant modes of transmission vary distinctively. Almost half (48%) of the MSM ever reported were from NCR; almost all of the IDU were from Region 7; and 42% of females who engaged in transactional sex were from Region 3.

Figure 7. Cumulative Number of HIV Transmission by Year, January 1984–November 2016 (N=38,872)**



^{*}Due to our recent system enhancement, the number of cases for September 2015, March 2016, May 2016, and July 2016 was changed upon updating the database.

^{**}Does not include the following MOT: needle prick injury, blood/blood products, and mother-to-child transmission; no reported MOT for 375 cases

REPORT ON SPECIAL POPULATIONS

Youth (15-24 years old)

In November 2016, 220 (29%) cases were among youth aged 15-24 years. Most (96%) were male. Two hundred nineteen (219) were infected through sexual contact (17 male-female sex, 129 male-male sex, 73 sex with both males & females), and one (1) through needle sharing among IDU.

From January 1984 to November 2016, 10,499 (27%) of the reported cases were 15-24 years old. Eighty-eight percent (9,286) of all the youth were reported from January 2011 to November 2016. From 1984 to 2002, more than half of the cases among the youth were females (179 or 71%). However, in 2003, there was an equal number of males and females reported. Since then, the trend reversed to male predominance. Ninety-five percent (10,011) were infected through sexual contact (1,254 male-female sex, 5,552 male-male sex, 3,205 sex with both males & females); 427 were infected through needle sharing among IDU, and 1 was infected through mother-to-child transmission.

Note: From January 1984–November 2016, 60 did not report mode of transmission

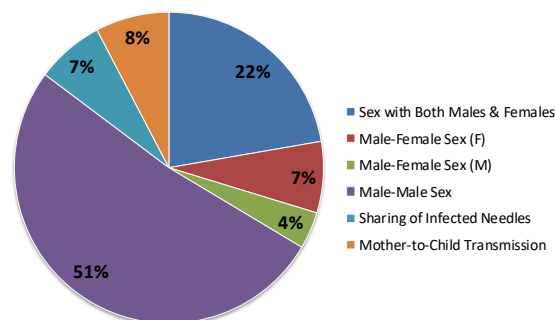
REPORT ON SPECIAL POPULATIONS (continuation)

Children (<10 years old) and Adolescents (10-19 years old)

In November 2016, 36 adolescents aged 10-19 years were reported to HARP. All were infected through sexual contact (1 male-female sex, 23 male-male sex, 12 sex with both males & females). One child (aged 6 years old) was infected through mother-to-child transmission.

From January 1984 to November 2016, 1,395 (4%) of the reported cases were 19 years old and below. Seven percent (101 out of 1,395) were children (less than 10 y/o) and among them, 98 were infected through mother-to-child transmission, 1 through blood transfusion and 2 had no specified mode of transmission. Ninety-three percent (1,294 out 1,395) were adolescents. Among these, 1,178 (91%) were male. Majority (92%) of the adolescents were infected through sexual contact (155 male-female sex, 724 male-male sex, 315 sex with both males & females), 85 (7%) were infected through sharing of infected needles, 8 (1%) through mother-to-child transmission, and 7 had no specified mode of transmission (Figure 8).

Figure 8. Modes of Transmission Among Children and Adolescents, Jan 1984–Nov 2016 (N=1,395)*



*Note: No mode of transmission reported for 9 cases

Overseas Filipino Workers (OFW)

Fifty-one (51) OFWs were reported in November 2016, comprising 7% of the total newly diagnosed cases. Ninety percent (46) were male. All were infected through sexual contact (14 male-female sex, 18 male-male sex, and 19 sex with both males and females) [Figure 10]. The ages of male OFWs ranged from 20-53 years (median: 31 years) and 67% of those belonged to the 25-34 year age group. Among the female OFWs, the ages were 23-46 years (median: 35 years). Among all the OFW diagnosed in November 2016, most (63%) belonged to the 25-34 years age group.

From January 1984 to November 2016, out of the 38,872 cases, 4,586 (12%) were HIV-positive OFWs (Figure 9). Of these, 3,884 (85%) were male. Majority (57%) were MSM (1,459 male-male sex and 1,167 sex with both males & females). The ages of male OFWs ranged from 16 years-80 years (median: 32 years). Among female OFWs, ages ranged from 20 years-73 years (median: 34 years old).

Figure 9. Number of Reported OFW diagnosed with HIV, Jan 1984–Nov 2016 (N=4,586)

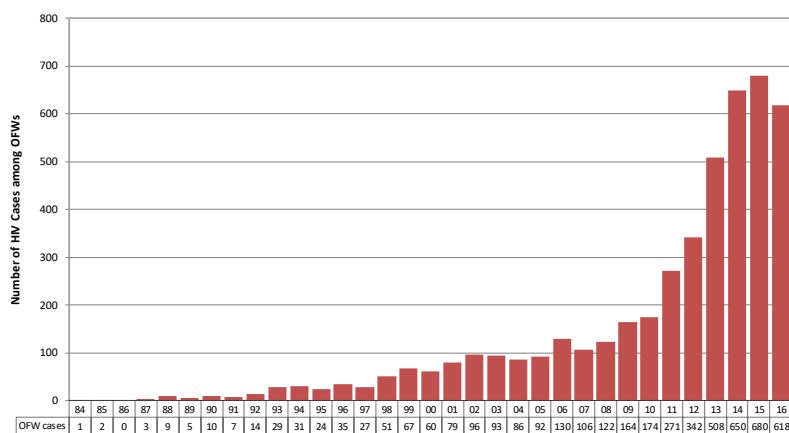
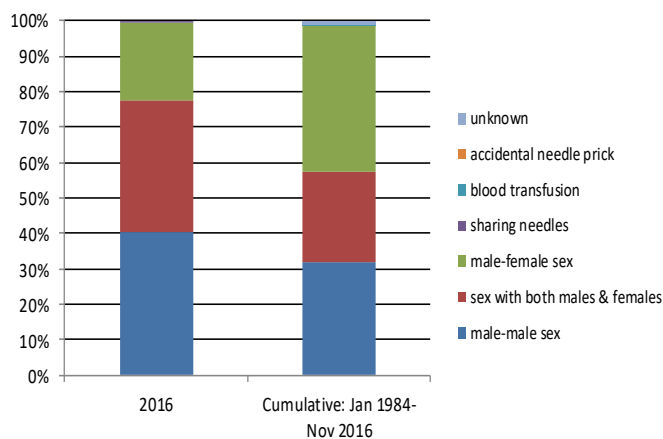


Figure 10. Modes of Transmission among OFW, Jan 1984–Nov 2016



People who Engage in Transactional Sex

People who engage in transactional sex are those who report that they pay for sex, regularly accept payment for sex, or do both.

In November 2016, 11% (85) of the reported cases engaged in transactional sex. Most (96%) were male (Table 4) whose ages ranged from 18 to 50 years (median: 29 years) while 3 were female whose ages ranged from 22-25 years (median: 23 years). Forty-five (45) males who engaged in transactional sex were the ones who paid for sex.

A total of 3,456 cases reported in HARP from December 2012 to November 2016 were people who engaged in transactional sex. Ninety-six percent (3,311) were male. Of the 38,872 cases, 1,869 (5%) paid for sex, 1,039 (3%) accepted payment for sex, and 548 (1%) engaged in both.

Table 4. HIV Cases Among People who Engage in Transactional Sex

Type of Transactional Sex	Nov 2016 (N=85)	Jan-Nov 2016 (N=919)	Cumulative Dec 2012–Nov 2016 (N=3,456)
Accepted payment for sex only:	31 (36%)	294 (32%)	1,039 (30%)
Male	29	273	957
Female	2	21	82
Age Range (Median) in Years	18-46 (25)	16-50 (26)	15-67 (26)
Paid for sex only:	45 (53%)	474 (52%)	1,869 (54%)
Male	45	471	1,857
Female	0	3	12
Age Range (Median) in Years	25-50 (32)	17-68 (32)	16-79 (31)
Engaged in both:	9 (11%)	151 (16%)	548 (16%)
Male	8	137	497
Female	1	14	51
Age Range (Median) in Years	21-38 (25)	16-54 (28)	16-59 (28)

Note: Inclusion of transactional sex in the HARP database was initiated in December 2012

DEATHS AMONG PEOPLE WITH HIV

In November 2016, there were 21 reported deaths. All were male (Table 5). Seventeen (81%) of the reported deaths belong to the 25-34 year age group, 2 were in the 35-49 year age group, 1 youth aged 24 years old, and 1 aged 54 years old. Ninety-five percent (20) were infected through sexual contact (3 male-female sex, 12 male-male sex, 5 sex with both males & females). One was infected through sharing of infected needles [Figure 11].

A total of 1,932 deaths were reported from January 1984 to November 2016. Eighty-eight percent (1,698) were male (Table 5). Of the reported deaths, almost half (924 or 48%) belong to 25-34 year age group, 557 (29%) were in 35-49 year age group, while 278 (14%) were youth aged 15-24 years old, 154 (8%) were aged 50 years old and above, and 16 were aged <15 years old.* Sexual contact (95%) was the most common mode of HIV transmission (480 male-female sex, 874 male-male sex, 489 sex with both males & females). There were 43 reported deaths among those who were infected through sharing of infected needles, and 16 reported deaths among those who were infected through mother-to-child transmission (Figure 11).

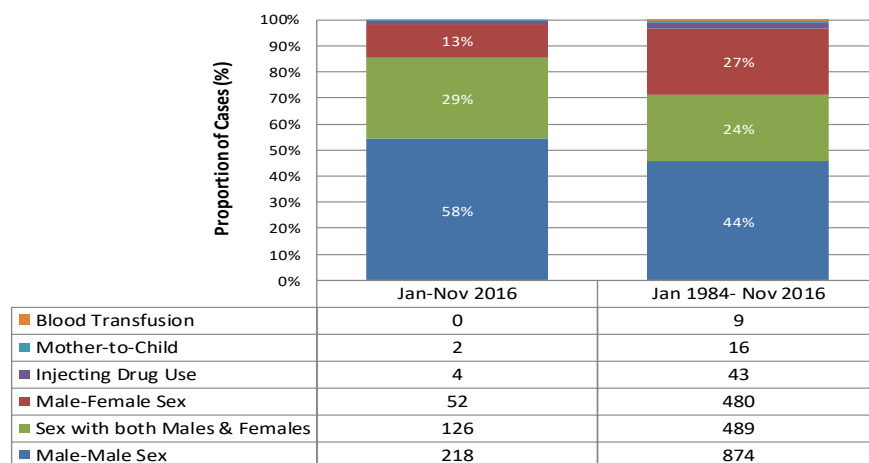
*Note: No data available on age for (3) cases

Table 5. Demographic data of reported deaths among PHIV

Demographic Data	Nov 2016	Jan-Nov 2016	Cumulative** Jan 1984- Nov 2016
Total Reported Deaths	21*	402	1,932**
Male	21	381	1,698
Female	0	21	234
Less than 15 y/o	0	2	16
15-24 y/o	1	80	278
25-34 y/o	17	215	924
35-49 y/o	2	89	557
50 y/o & above	1	16	154

*Note: These are reported deaths for Nov 2016 only. Date of death does not necessarily fall in the reporting months.
**No data available on age for (3) cases

Figure 11. Modes of transmission of reported deaths among PHIV**



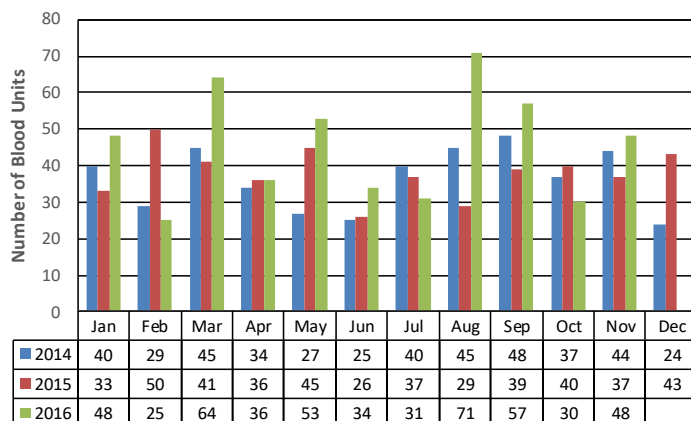
**Note: No mode of transmission reported for 21 cases

BLOOD UNITS CONFIRMED FOR HIV

In November 2016, 48 discarded blood units were confirmed positive for HIV by Research Institute for Tropical Medicine (RITM). These HIV-positive blood units were not transfused. The blood units were discarded after initial screening at the blood banks and sent to RITM for confirmation. There is no available data yet on the total number of blood units donated.

These were confirmed HIV-positive blood units, not blood donors. It is possible that one donor will donate more than one blood unit. HIV positive blood donors are not in the HARP unless they underwent voluntary counseling and testing.

Figure 12. Number of Confirmed HIV Positive Blood Units by Month (2014-2016)



National HIV/AIDS & STI Surveillance and Strategic Information Unit

NHSSS
Epidemiology Bureau,
Department of Health, 2/F Bldg. 19,
San Lazaro Compound,
Sta. Cruz, Manila 1003 Philippines

Tel: +632 651-7800 local 2926, 2952
Fax: +632 495-0513
Email: hivepicenter@gmail.com
Website: <http://www.doh.gov.ph>

www.facebook.com/hivepicenter
[@hivepicenter](https://twitter.com/hivepicenter)
[@hivepicenter](https://www.instagram.com/hivepicenter)

HIV/AIDS & ART Registry of the Philippines (HARP) Report Editorial Team

Arielle G. Arcangel, RN
Arielle G. Arcangel, RN
HIV Surveillance Assistant

Krizzelle Anne R. Umali, RSW
Krizzelle Anne R. Umali, RSW
HIV Surveillance Officer

Marlene R. Bernedo, MD
Marlene R. Bernedo, MD
HIV Surveillance Database Supervisor

Noel S. Palaypayon, RN, MGM-ESP
Noel S. Palaypayon, RN, MGM-ESP
Deputy Manager, HIV Unit

Genesis May J. Samonte, MD, MSPH
Genesis May J. Samonte, MD, MSPH
Manager, HIV Unit

Agnes B. Segarra, MD, PHSAE
Agnes B. Segarra, MD, PHSAE
Chief, SRAE Division, Epidemiology Bureau

Irma J. Asuncion, MD, MHA, CESO IV
Irma J. Asuncion, MD, MHA, CESO IV
Director IV, Epidemiology Bureau

Bettina Kaye D. Castañeda, RN
Bettina Kaye D. Castañeda, RN
Asst. HIV Surveillance Officer

Patricia Isabel G. Amable, RN, MSPH
Patricia Isabel G. Amable, RN, MSPH
HIV Surveillance Officer

Ma. Justina C. Zapanta, RN, PHSAE
Ma. Justina C. Zapanta, RN, PHSAE
HIV Surveillance Officer

HIV/AIDS & ART Registry of the Philippines (HARP)

The Philippine HIV/AIDS & ART Registry of the Philippines (HARP) is the official record of the total number of laboratory-confirmed HIV positive individuals, AIDS cases and deaths, and HIV positive blood units in the Philippines. All individuals in the registry are confirmed by the STD/AIDS Cooperative Central Laboratory (SACCL) at San Lazaro Hospital. While all blood units are confirmed by the Research Institute for Tropical Medicine (RITM). Both are National Reference Laboratories (NRL) of the Department of Health (DOH).

Mandatory HIV testing is unlawful in the Philippines (RA 8504). The process of reporting to the HARP is as follows: All blood samples from accredited HIV testing facilities that are screened HIV reactive are sent to SACCL (individuals) or RITM (blood units) for confirmation. Confirmed HIV positive individuals and blood units are reported to the DOH-Epidemiology Bureau (EB), and are recorded in the HARP.

The HARP is a passive surveillance system. Except for HIV confirmation by the NRL, all other data submitted to the HARP are secondary and cannot be verified. An example would be an individual's reported place of residence. The HARP is unable to determine if this reported address is where the person got infected, or where the person lived after being infected, or where the person is presently living, or whether the address is valid. This limitation has major implications to data interpretation. Thus, readers are cautioned to carefully weigh the data and consider other sources of information prior to arriving at conclusions.

LIST OF TREATMENT HUBS AND SATELLITES*

Regions	Treatment Hubs	Address	Contact Information
1	Ilocos Training and Regional Medical Center	Parian, San Fernando City, La Union	(072) 607-6418/ (072) 607-9912
2	Cagayan Valley Medical Center	Dalan na Pagayaya, Carig Sur, Tuguegarao, Cagayan	(078) 304-1410 / (078) 304-1810
3	Bataan General Hospital (Bataan HAVEN)	Manahan St., Tenejero, Balanga City, Bataan	(047) 237-1274 / (047) 237-1275 Loc. 102/103
	Jose B. Lingad Memorial Regional Hospital / Bahay LInGAD	Brgy. San Dolores, San Fernando, Pampanga	(045) 435-6801 / (045) 961-3544 09336215028
	James L. Gordon Memorial Hospital / L.E.A.D. Shelter	#1 Perimeter Rd., New Asinan, Olongapo City	(047) 602-3436
	Premiere Medical Center (TAHANAN sa Premiere)	Maharlika Highway, Daan Sarile, Cabanatuan City, Nueva Ecija	(044) 463-7845 loc. 2073 09322128175 / 09052944300
4A	Batangas Medical Center	Kumintang Ibaba, Batangas City	(043) 723-0165
	Laguna Medical Center	J. De Leon St, Santa Cruz, Laguna	(049) 543-3351 09178465901
4B	Ospital ng Palawan	220 Malvas St. Puerto Princesa City	(048) 434-6864 / (048) 434-2148
5	Bicol Regional Training and Teaching Hospital	Rizal St., Legazpi City	(052) 483-0017 loc. 4227
6	Western Visayas Medical Center	Q. Abeto St., Mandurriao, Iloilo City	(033) 321-1631
7	Vicente Sotto Memorial Medical Center	B. Rodriguez St., Cebu City	(032) 254-4155 / (032) 253-9891 to 96 Loc. 102
	Gov. Celestino Gallares Memorial Hospital	M. Parras St., Tagbilaran City	(038) 411-4868
8	Eastern Visayas Regional Medical Center	Magsaysay Boulevard, Tacloban City	(053) 321-3121 / (053) 321-3363
9	Zamboanga City Medical Center	Dr. Evangelista St., Sta. Catalina, Zamboanga City	(062) 991-2934
10	Northern Mindanao Medical Center	Provincial Capitol Compound Cagayan de Oro City	(082) 856-4147
11	Southern Philippines Medical Center	J. P. Laurel St., Bajada, Davao City	(082) 227-2731 loc. 5140 (082) 321-7061
CAR	Baguio General Hospital and Medical Center	Gov. Pack Rd., Baguio City	(074) 442-4216 loc 381 09155816480
CARAGA	CARAGA Regional Hospital	Rizal St. National Road, Surigao City	(086) 826-0568 / 09173068186
	Butuan Medical Center	Km 5 Baan, Butuan City	09173208799
NCR	San Lazaro Hospital	Quiricada St., Sta. Cruz, Manila	(02) 310-3128
	Philippine General Hospital	Taft Ave., Manila	(02) 554-8400 loc. 3249
	Research Institute for Tropical Medicine	Filinvest Corporate City, Alabang, Muntinlupa City	(02) 807-2628 loc. 332
	The Medical City / I-REACT Clinic	Ortigas Ave., Pasig City	(02) 988-1000 loc. 6765
	Makati Medical Center	#2 Amorsolo St., Legaspi Village, Makati City	(02) 888-8999 loc. 2134 (CTTM) / 09178014314
NIR	Corazon Locsin Montelibano Memorial Regional Hospital	HACT office 2nd flr. OPD bldg. CLMMRH Cor. Burgos, Lacson St. Bacolod City	(034)707-2280

Regions	Satellite Treatment Hubs	Address	Contact Information
2	Veterans Regional Hospital	Magsaysay, Bayombong, Nueva Vizcaya	(078) 805-3561 loc. 1225
3	Ospital ng Lungsod ng San Jose del Monte	Sapang Palay, San Jose Del Monte, Bulacan	09324735561/ 09157260311
	Angeles City HIV Satellite Treatment Hub ("Bale Angeleño")	C. Surla St., Balibago, Angeles City	09152990647 (HACT Nurse)
4A	Dasmariñas City Health Office I (SHC)	Zone 2, Manggubat St., City Health Office I, Dasmariñas, Cavite	(046) 416-0279 / 09177902168
6	Dr. Rafael Tumbokon Memorial Hospital—Kalibo, Aklan	Mabini St, Kalibo, Aklan	(036) 268-6299
7	Cebu Social Hygiene Clinic	General Maxilom Ave., Ext., Carreta, Cebu City	(032) 233-0987 / 09255591663
12	General Santos Social Hygiene Clinic	City Health Office, Fernandez St., Lagao, General Santos City	(083) 302-8115
NCR	Pasig Treatment Hub (PATH)	CHAMP Bldg, Caruncho Ave, Pasig City	(02) 798-2572
	Klinika Bernardo	Ermin Garcia St., Brgy. Pinagkaisahan, Quezon City	09324033412
	Manila Social Hygiene Clinic	208 Quiricada St., Sta. Cruz, Manila	(02) 711-6942
	Marikina City Satellite Treatment Hub	Shoe Ave., Sto. Niño, Marikina City	(02) 948-8925 / 09175631722

OTHER FACILITIES PROVIDING HIV CARE

Regions	Facility	Address	Contact Information
3	Tarlac Provincial Hospital	San Vicente, Tarlac City	(045) 982-1872
4A	Antipolo Social Hygiene Clinic	M. Santos St., Brgy. San Roque, Antipolo City	(02) 696-4097
	Bacoor Social Hygiene Clinic	Floraville Subdivision, Panapaan 1, Bacoor City	09086144183
NCR	Bernardo Social Hygiene Clinic	Ermin Garcia St., Brgy. Pinagkaisahan, Quezon City	09193635919
	Klinika Project 7	39 Bansalangan St., Veterans Village, Project 7, Quezon City	09178561158
	Las Piñas Social Hygiene Clinic	Barrio Hall, Alabang-Zapote Road, Almansa, Las Piñas City	(02) 800-6406
	Mandaluyong Social Hygiene Clinic	20 M. Lerma St. cor. Vicencio St, Mandaluyong City	(02) 546-7799
	Muntinlupa Social Hygiene Clinic	2nd Floor, Putatan Health Center, National Rd, Putatan, Muntinlupa City	(02) 834-5997
	Pasig Social Hygiene Clinic	Rm. 5, 5/F City Hall Bldg., Caruncho Ave., San Nicolas, Pasig City	(02) 643-1111 loc. 393
	RITM Satellite Clinic - Mandaluyong (Love Yourself Anglo)	715-A 3/F Anglo Bldg., Rm. 5, Shaw Blvd., Mandaluyong City	09153665683
	Taguig Social Hygiene Clinic	3/F Goldilocks Bldg., Gen. Luna St., Taguig City	(02) 642-1262 / 09267542917
Valenzuela Social Hygiene Clinic	Valenzuela City Hall, Poblacion II, Malinta, Valenzuela City	(02) 352-6000	
11	Davao Reproductive Health and Wellness Center	Jacinto St., Davao City	(082) 222-4187
12	South Cotabato Provincial Hospital	Aguinaldo St., Koronadal City, South Cotabato	(083) 228-4571

*as per Department Memorandum No. 2016-0188: Updated List of DOH-Designated Treatment Hubs and Satellite Treatment Hubs