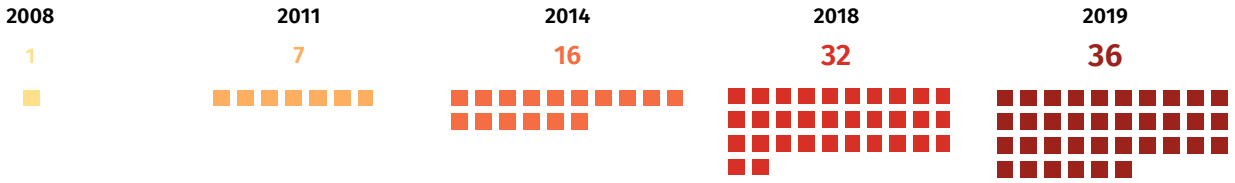




Average number of people newly diagnosed with HIV per day, selected years



NEWLY DIAGNOSED HIV CASES

In May 2019, there were 1,092 newly confirmed HIV-positive individuals reported to the HIV/AIDS & ART Registry of the Philippines (HARP). This was higher compared with the same period last year (950) [Figure 1]. Seventeen percent (190) had clinical manifestations of advanced HIV infection (WHO clinical stage 3 or 4) at the time of diagnosis [Table 1].

Ninety-four percent (1,029) of the newly diagnosed were male. The median age was 27 years old (age range: 1 - 70 years old). Almost half of the cases (48%, 526) were 25-34 years old and 32% (345) were 15-24 years old at the time of testing.

Almost a third (31%, 339) were from the National Capital Region (NCR). Region 4A (16%, 170), Region 3 (11%, 124), Region 7 (8%, 82), and Region 6 (7%, 79) comprised the top five regions with the most number of newly diagnosed cases for the month, together accounting for 73% of the total [Figure 2].

Sexual contact remained as the predominant mode of transmission (97%, 1,059). Among the newly diagnosed, 59% (642) reported transmission through male to male sex, 24% (260) through sex with both males and females, and 15% (157) were through male to female sex. Other modes of transmission were sharing of infected needles (1%, 14) and mother-to-child transmission (1%, 6). There were 13 cases that had no data on mode of transmission.

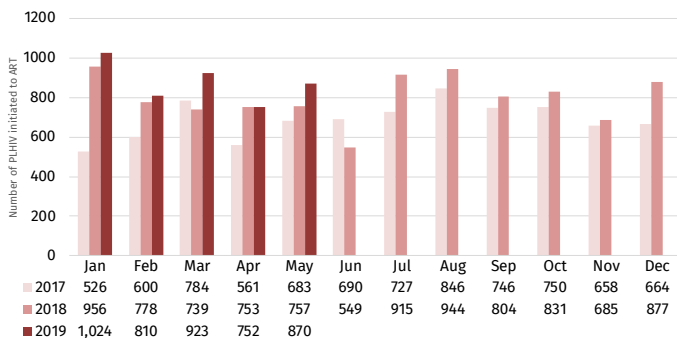
Among the newly diagnosed females this month, three were pregnant at the time of diagnosis. Two cases were from Region 3 and one case each from Regions 5.

Anti-retroviral Treatment (ART)

In May 2019, there were 870 patients who were initiated on ART [Figure 3]. The median CD4 of these patients upon enrollment was 146 cells/mm³.

A total of 38,279 people living with HIV (PLHIV) were presently on ART as of May 2019. Most of whom were males (97%). The age of reported cases ranged from 1 to 81 years (median: 31 years old). Ninety-five percent were on first line regimen, 4% were on second line, and 1% were on other line of regimen.

Fig. 3: Number of ART initiation per month, 2017-2019



The total figure reflected on this section are the number of HIV positive adult and pediatric patients currently enrolled and accessing Antiretroviral (ARV) medication in 115 treatment hubs and primary HIV care treatment facilities that had reported in the HARP. This report did not include patients who have previously taken ARV but have died, left the country, have been lost to follow-up and/or opted not to take ARV. Lost to follow-up is considered once a person have failed to visit a treatment facility more than 3 months after the expected date of ARV refill.

Note: Due to reporting delay, April 2019 data with updated ART outcome was used for Imus SHC

Table 1: Summary of HIV diagnoses and deaths

Demographic Data	May 2019	Jan-May 2019	Jan 2014-May 2019	Jan 1984-May 2019
Total reported cases	1,092	5,366	50,919	67,395
With advanced infection ^a	190	919	6,515	8,017
Male	1,029	5,082	48,547	63,163 ^b
Female	63	284	2,372	4,221 ^b
Age range	1-70	1-73	1 mo-82	1 mo-82 ^c
Median age	27	27	28	28
Age groups: <15 y/o	6	19	133	198 ^c
15-24 y/o	345	1,636	14,992	19,176 ^c
25-34 y/o	526	2,693	26,216	34,337 ^c
35-49 y/o	182	859	8,395	11,843 ^c
50 y/o & above	33	159	1,183	1,768 ^c
Pregnant	3	25	290	318
Reported deaths ^d	53	303	2,537	3,357

^a WHO clinical stage 3 or 4

^b No data on sex for 11 cases

^c No data on age for 73 cases

^d Reported deaths due to any cause and not necessarily AIDS-related

Fig. 1: Number of newly diagnosed cases per month, 2017-2019

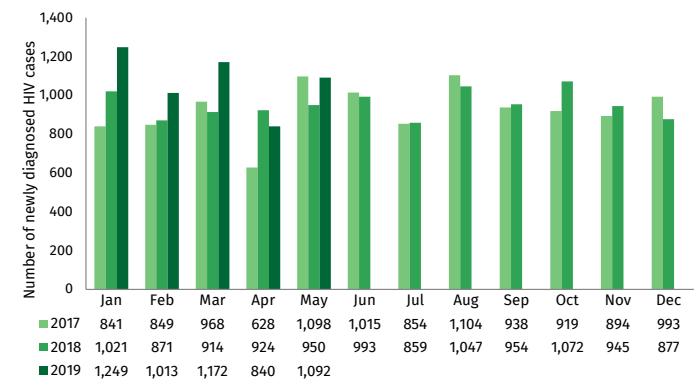
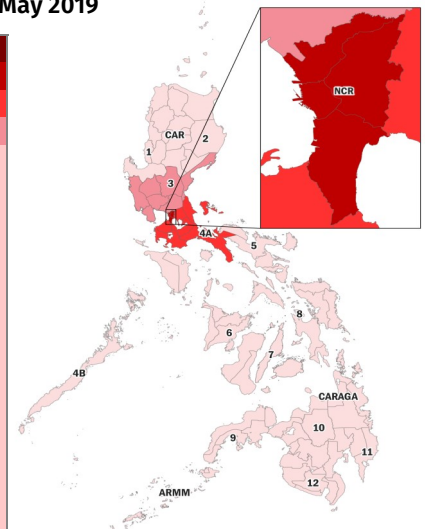


Fig. 2: Proportion by region of residence among newly diagnosed cases, May 2019

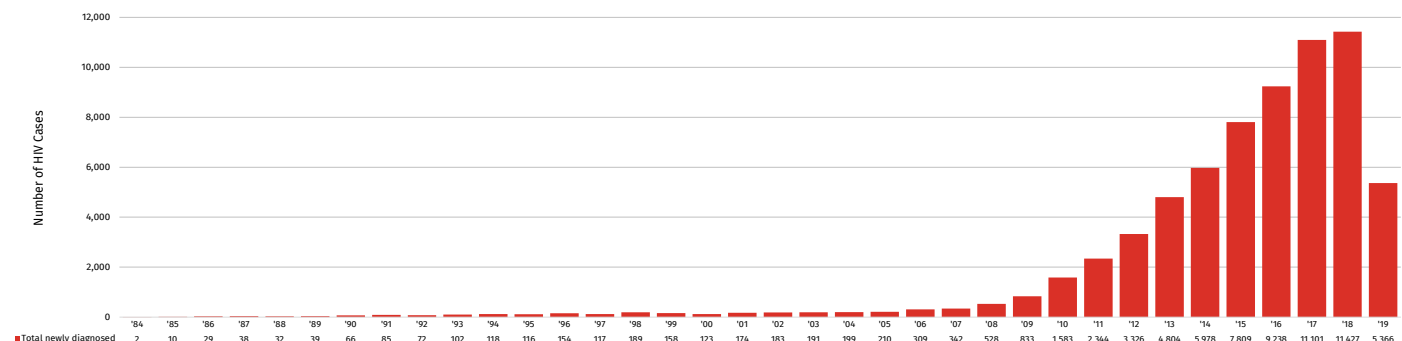
Region	%
NCR	31%
4A	16%
3	11%
7	8%
6	7%
11	6%
12	6%
1	3%
5	2%
2	2%
CARAGA	2%
10	2%
8	1%
9	1%
CAR	1%
4B	1%
ARMM	<1%



HIV/AIDS EPIDEMIC TRENDS IN THE PHILIPPINES (January 1984 - May 2019)

The first case of HIV infection in the Philippines was reported in 1984. Since then, there have been 67,395 confirmed HIV cases reported to the HARP. Ninety-four percent (63,163) of those diagnosed were male and 6% (4,221) were female; there were no data on sex for 11 cases. At the time of diagnosis, more than half (51%, 34,337) were 25-34 years old while 19,176(28%) were youth 15-24 years old. The median age of diagnosis was 28 years old (age range: 1 month - 82 years); there were no data on age for 73 cases. Seventy-six percent (50,919) of the total diagnosed cases in the Philippines were reported from January 2014 to May 2019. Twelve percent (8,017) of all reported cases had clinical manifestations of advanced infection at the time of reporting (WHO clinical stage 3 & 4) [Table 1].

Fig. 4: Number of HIV cases reported in the Philippines by year, Jan 1984 to May 2019 (N=67,395)



Age and Sex

In the early years of the epidemic (1984-1990), 62% (133 of 216 cases) of those diagnosed were female. However, since 1991 the proportion of diagnosed males has been greater than that of females each year. From 1991 to present, males comprised 94% (63,080) of the 67,168^a diagnosed cases in the Philippines. In addition, from January 2018 to May 2019, three percent (482) of 15,910 diagnosed people who were assigned male at birth reported their self-identity as female (transgender women^b).

The number of diagnosed HIV infections among females has also been increasing [Figure 5]. The number of diagnosed females from January to May 2019 (284) had tripled in number compared to the diagnosed cases (94) in

the same period of 2014, five years prior. Ninety-two percent (3,901) of all female cases since 1984 were in the reproductive age group (15-49 years old) at the time of diagnosis.

The predominant age group among those diagnosed has shifted to 25-34 years old starting 2006 from 35-49 years old in 2001 to 2005 [Figure 6]. Further, the proportion of HIV positive cases in the 15-24 year age group nearly doubled in the past ten years, from 17% in 2000 to 29% in 2010 to 2019.

^aNo data on sex for 11 cases

^bData on transgender identity was captured in HARP starting January 2018.

Fig. 5: Number of diagnosed females per year, Jan 1984 to May 2019 (N=4,221)

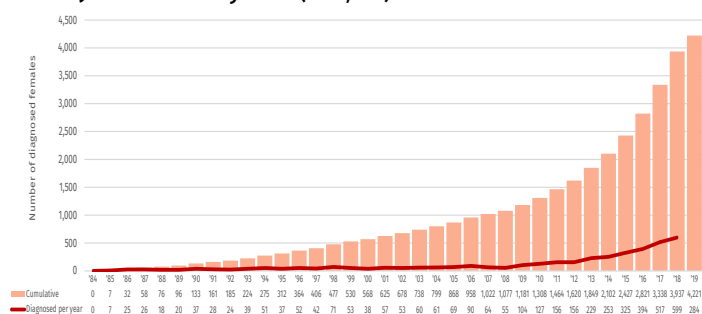
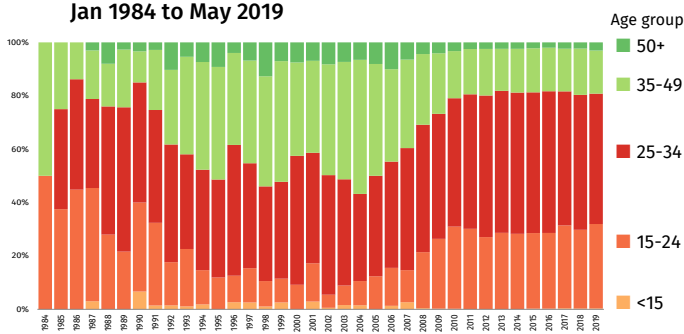


Fig. 6: Proportion of HIV cases by age group, Jan 1984 to May 2019



Geographic distribution

From January 1984 to May 2019, the regions with the most number of reported cases were NCR with 26,106 (39%) cases, Region 4A with 10,096 (15%) cases, Region 3 with 6,295 (9%) cases, Region 7 with 5,982 (9%) cases, and Region 11 with 3,804 (6%) cases. Twenty percent (13,974) of the cases came from the rest of the country while 1,138 (2%) did not report region of residence [Table 2].

Of the 4,221 females reported with HIV, 1,101 (26%) were from NCR, 653 (16%) were from Region 3, 521 (12%) were from Region 7, 481 (11%) were from Region 4A and 1,162 (28%) were from other regions; while 303 (7%) had no reported data on region of residence.

The regions with the most number of Overseas Filipino Workers (OFW) reported to HARP were from NCR with 2,157 (32%) cases, Region 4A with 1,162 (17%) cases, and Region 3 with 790 (12%) cases.

Table 2: Number of HIV cases diagnosed by region

Region	May 2019 (N=1,092)	Jan-May 2019 (N=5,366)	Jan 2014 - May 2019 (N=50,919) ^a	Jan 1984 - May 2019 (N=67,395) ^b
NCR	339 (31%)	1,688 (32%)	18,506 (36%)	26,106 (39%)
4A	170 (16%)	877 (16%)	8,103 (16%)	10,096 (15%)
3	124 (11%)	592 (11%)	5,026 (10%)	6,295 (9%)
7	82 (8%)	396 (7%)	4,574 (9%)	5,982 (9%)
11	65 (6%)	310 (6%)	2,881 (6%)	3,804 (6%)
Rest of the country	312 (28%)	1,503 (28%)	11,821 (23%)	13,974 (20%)

^a No data on region of residence for 8 (<1%) cases

^b No data on region of residence for 1,138 (2%) cases

Modes of transmission

From January 1984 to May 2019, sexual contact among males who have sex with males [MSM] (85%, 53,584) was the predominant mode of transmission among males, followed by male-female sex (11%, 6,905), and sharing of infected needles (3%, 2,084). More than half of MSM (53%, 28,203) were 25-34 years old at the time of testing, and 31% (16,467) were 15-24 years old. Among diagnosed females, male-female sex was the most common mode of transmission (92%, 3,901) followed by sharing of infected needles (3%, 129) [Table 3].

A total of 176 children (less than 10 years old*), eight adolescents (10-19 years old*), and one adult foreigner (22 years old*) were reported to have acquired HIV through mother-to-child transmission.

From 1984 to 2006, the predominant mode of transmission was male-female sex. From 2007, the trend shifted to sexual contact among MSM as the predominant mode of transmission and has remained as such to the present. From January 2014 to May 2019, 83% (42,345) out of the total (50,919) diagnosed cases were among MSM.

From 1984 to 2009, transmission through sharing of infected needles were less than one percent of the total cases reported. The proportion of HIV cases among people who inject drugs (PWID) increased sharply in 2010, at 9% (147) of the total cases reported that year. Further, the proportion of new cases among PWID remained at less than 6% of the total cases in the succeeding years (2011-2018).

Table 3: Modes of HIV transmission

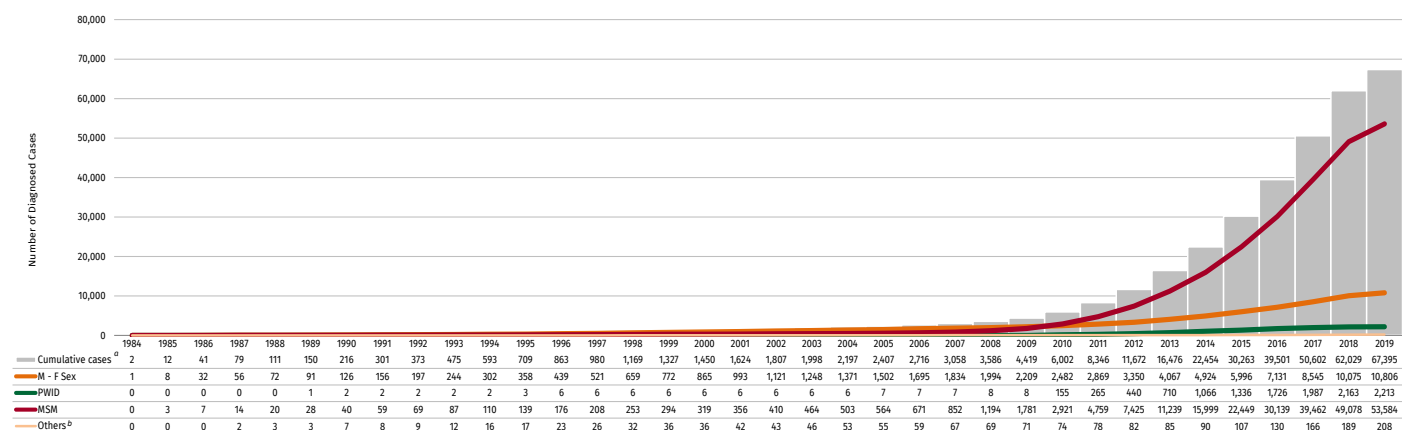
Mode of Transmission	May 2019 (N=1,092)		Jan-May 2019 (N=5,366)		Jan 2014 - May 2019 (N=50,919)		Jan 1984 - May 2019 (N=67,395) ^b	
	M ^a	F ^a	M	F	M	F	M	F
Sexual contact	999	60	4,970	267	46,853	2,231	60,489	3,901
Male-female sex	97	60	464	267	4,508	2,231	6,905	3,901
Male-male sex	642	-	3,212	-	27,775	-	34,631	-
Sex w/ males & females ^c	260	-	1,294	-	14,570	-	18,953	-
Blood/blood products	0	0	0	0	0	0	5	15
Sharing of infected needles	13	1	47	3	1,430	73	2,084	129
Needlestick injury	0	0	0	0	0	0	2	1
Mother to child	4	2	11	8	68	55	100	85
No data	13	0	54	6	196	13	483	90

^a Sex at birth; M= Male, F = Female
^b No data on MOT and sex for 11 cases
^c Among males only

Regional patterns vary across the modes of transmission. Forty-two percent of ever diagnosed males who have sex with males were from NCR; almost all (99%) reported cases among people who inject drugs were from Region 7; and 32% of females who engaged in transactional sex were from Region 3.

* Based on the age at time of testing

Fig. 7: Cumulative number of diagnosed per year by mode of transmission, Jan 1984 to May 2019 (N=67,395)



^a No reported mode of transmission (MOT) for 584 cases, Jan 1984-May 2019
^b Others include the following MOT: needle prick injury, blood/blood products, and mother-to-child transmission
 Note: Cumulative HIV cases include reported deaths

SPECIFIC POPULATIONS

Youth (15-24 years old)

In May 2019, 345 (32%) cases were among youth 15-24 years old; 93% were male. Almost all (98%, 337) were infected through sexual contact (37 male-female sex, 227 male-male sex, 73 sex with both males & females*). Eight (2%) had no data on mode of transmission.

From January 1984 to May 2019, 19,176 (28%) of the reported cases were 15-24 years old. Ninety-seven percent (18,570) were infected through sexual contact (2,103 male-female sex, 11,050 male-male sex, 5,417 sex with both males & females*), 475 (2%) were infected through sharing of needles, one (<1%) was infected through mother-to-child transmission 130 (1%) had no data on mode of transmission. Seventy-eight percent (14,992 out of 19,176) of all those 15-24 years old at the time of testing were diagnosed from January 2014 to May 2019. Since 2004, the diagnosed cases were predominant among males aged 15-24 years old. However, the number of diagnosed HIV cases among female youth had increased significantly in the past five years. The total diagnosed females aged 15-24 years old in (172) 2018 nearly tripled as compared with the same reporting period in (60) 2013.

* Among males only

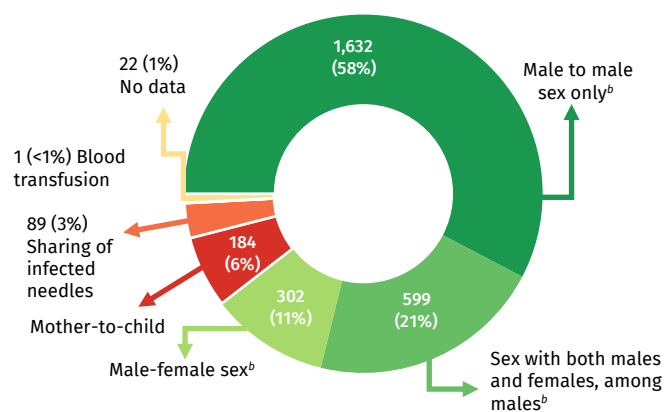
Children (<10 yo) & Adolescents (10-19)

In May 2019, there were 40 newly diagnosed adolescents, 10-19 years old at the time of diagnosis. Further, seven cases were 16-17 years old, and 33 cases were 18-19 years old. Almost all (98%) were infected through sexual contact (3 male-female sex, 25 male-male sex, and 11 had sex with both males & females^a), and one had no data on mode of transmission. In addition, there were six diagnosed cases less than 10 years old and all were infected through mother-to-child transmission.

Four percent (2,830) of all diagnosed cases from January 1984 to May 2019 were 19 years old and younger at the time of diagnosis. Of these, 179 (6%) were children less than 10 years old. Among them 176 were infected through mother-to-child transmission; one through blood transfusion; and two had no data on mode of transmission. Further, 94% (2,651) were adolescents 10 to 19 years old. Nineteen were 10-14 years old, 348 were 15-17 years old and 2,284 were 18-19 years old. Ninety-six percent of the adolescents were infected through sexual contact (302 male-female sex, 1,632 male-male sex, and 599 sex with both males & females^a), 89 (3%) were infected through sharing of infected needles, 8 (<1%) through mother-to-child transmission, and 21 (1%) had no data on the mode of transmission.

^a Among males only

Fig. 8: Modes of transmission among children and adolescents, Jan 1984 to May 2019 (N=2,830)



^b Transmitted through sexual contact

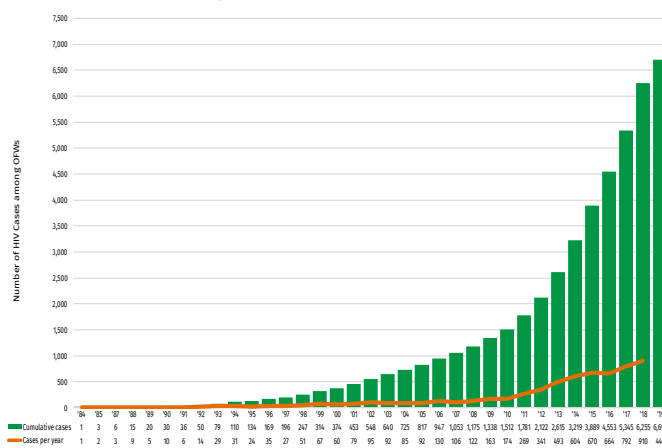
Overseas Filipino Workers (OFW)

Ninety-seven Filipinos who worked overseas within the past five years, whether on land or at sea, were diagnosed in May 2019. They comprised 9% of the total newly diagnosed cases for the month. Among them, ninety-one percent (88) were male. Ninety-eight percent were infected through sexual contact (21 male-female sex, 52 male-male sex, and 22 sex with both males and females^a). The ages of male OFWs ranged from 20 to 59 years (median: 32 years). Eleven were 15-24 years old, 43 were 25-34 years old, 29 were 35-49 years old and five were 50 years and older. Among the nine female OFWs diagnosed in May 2019, four cases were 25-34 years old, three were aged 35-49 years old, and two were 50 years old & older at the time of testing. The age range among diagnosed female OFWs were 27 to 60 years (median: 36 years).

From January 1984 to May 2019, ten percent (6,699) of the total cases were OFWs [Figure 9]. Of these, 5,792 (86%) were male. Majority (72%) of the transmission among male OFW cases were through sexual contact among MSM (2,456 male-male sex and 1,741 sex with both males and females^a). The ages of male OFWs ranged from 16 to 80 years (median: 32 years). Among female OFWs, ages ranged from 20 to 73 years (median: 34 years old).

^a Among males only

Fig. 9: Number of reported OFW diagnosed with HIV, Jan 1984 to May 2019 (N=6,699)



People who engage in transactional sex

People who engage in transactional sex are those who reported that they either pay for sex, regularly accept payment for sex, or do both. Reporting of transactional sex was included in the HARP starting December 2012.

In May 2019, 13% (144) of the newly diagnosed engaged in transactional sex [Table 4]. Ninety-seven percent (139) were male and aged from 16 to 61 years old (median: 32 years). Fifty-four percent (75) of the males reported paying for sex only, 29% (40) reported accepting payment for sex only and 17% (24) engaged in both. Also, among the five female cases who engaged in transactional sex, two were reported paying for sex, one was reported to have accepted payment for sex and two had engaged in both.

A total of 6,740 cases reported to HARP from December 2012 to May 2019 were people who engaged in transactional sex. Ninety-six percent (6,474) were male and 4% (266) were female. There were 3,600 (53%) who paid for sex, 2,118 (31%) who accepted payment for sex, and 1,022 (15%) who engaged in both [Table 4].

Table 4: Age and sex of people diagnosed with HIV who engaged in transactional sex

Type of Transactional Sex	May 2019 (N=144)	Jan-May 2019 (N=673)	Dec 2012-May 2019 (N=6,740)
Accepted payment for sex only:	41 (28%)	214 (32%)	2,118 (31%)
Male	40	202	1,959
Female	1	12	159
Age Range (Median)	16-53 (27)	16-55 (26)	12-68 (26)
Paid for sex only:	77 (53%)	355 (53%)	3,600 (53%)
Male	75	353	3,577
Female	2	2	23
Age Range (Median)	16-61 (36)	16-72 (32)	14-79 (31)
Engaged in both:	26 (18%)	104 (15%)	1,022 (15%)
Male	24	100	938
Female	2	4	84
Age Range (Median)	22-56 (30)	18-56 (29)	15-62 (29)

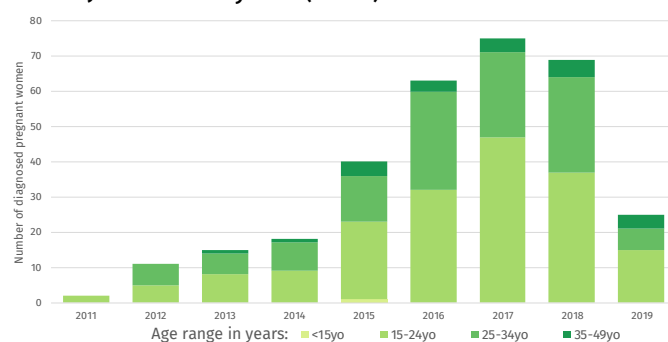
Pregnant women living with HIV

Reporting of pregnancy status at the time of testing was included in the HARP from the year 2011.

In May 2019, three pregnant women were newly diagnosed with HIV. Two case were from Region 3 and one case from Region 5. The age of diagnosis ranged from 23 to 37 (median age: 24).

Since 2011, a total of 318 diagnosed pregnant women were reported. More than half (56%, 177) were 15-24 years old at the time of diagnosis, and 37% (118) were 25-34 years old [Figure 10]. The regions with highest number of diagnosed pregnant cases with HIV were NCR (47%), Region 7 (22%), Region 4A (10%), and Region 3 (6%).

Fig. 10: Number of HIV positive women who were pregnant at the time of diagnosis by age group, Jan 2011 to May 2019 (N=318)



DEATHS AMONG PEOPLE WITH HIV

In May 2019, there were 53^a reported deaths due to any cause among people with HIV. Ninety-eight percent (52) were males [Table 5]. Three (6%) cases were 15-24 years old at the time of death, 22 (42%) were 25-34 years old, 26 (49%) were 35-49 years and two (3%) were 50 years and older. Ninety-four percent of the cases were reported to have acquired the infection through sexual contact: 12 through male-female sex, 23 through male-male sex, and 15 through males who have sex with both males and females. While, three (6%) were infected through sharing of needles.

A total of 3,357 deaths were reported from January 1984 to May 2019 and 91% (3,054) of whom were male. Twenty-three (1%) were less than 15 years old at the time of death, 501 (15%) were 15-24 years old, 1,668 (50%) were 25-34 years old, 944 (28%) were 35-49 years old, and 219 (6%) were 50 years and older [Table 5]^b.

Sexual contact (96%) was the most common mode of HIV transmission among reported deaths (715 through male-female sex, 1,589 through male-male sex, 921 through males who have sex with both males and females). Other modes of transmission of reported deaths were sharing of infected needles (68), mother-to-child transmission (23), and blood transfusion (9) [Figure 11]^c.

^a Based on the date reported; the actual date of death may not necessarily fall in this reporting month

^b No data available on age for 2 cases

^c No data available on mode of transmission for 32 cases

Table 5: Demographic data of reported deaths among people with HIV


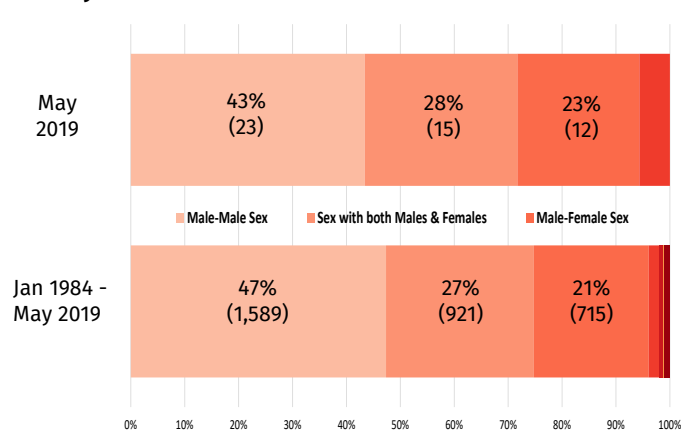
Demographic Data	May 2019	Jan-May 2019	Jan 1984 – May 2019
Total reported deaths	53 ^a	303	3,357
Male	52	290	3,054
Female	1	13	303
Age group:			
<15 y/o	0	0	23 ^b
15-24 y/o	3	35	501 ^b
25-34 y/o	22	162	1,668 ^b
35-49 y/o	26	92	944 ^b
50 y/o & above	2	14	219 ^b

^a Based on the date reported; the actual date of death may not necessarily fall in this reporting month

^b No data available on age for 2 cases

Note: Due to system enhancement, figures in this section may vary from previous reports.

Fig. 11: Proportion of reported deaths among people with HIV by mode of transmission



Epidemiology Bureau,
Department of Health, 2/F Bldg.
19,
San Lazaro Compound,
Sta. Cruz, Manila 1003 Philip-
pines

T: +632 651-7800 local 2952
F: +632 495-0513

[/hivepicenter](#)
[@hivepicenter](#)
[@hivepicenter](#)

HIV/AIDS & ART Registry of the Philippines (HARP) Report Editorial Team

Richard L. Lepardo, RN
Nurse II

John Benedict R. Palo
Assistant Surveillance Officer

Jan Khryssa M. Velayo, RN
Assistant Surveillance Officer

Bettina Kaye D. Castañeda, RN
Surveillance Officer

Clarehze Joy R. Maraban, RMT
Assistant Surveillance Officer

Mark Angelo C. Amoroso, RMT
Assistant Surveillance Officer

Ma. Justina G. Zepanta, RN, PHSAE
Surveillance Officer

Noel S. Palaypayan, RN, MGM-ESP
OIC - Manager, NHSSS

Agnes B. Segarra, MD, PHSAE
Chief, Survey Monitoring and Evaluation Division

Ferchito L. Avellano, MD, MPH, PHSAE
Officer-in-Charge, Epidemiology Bureau

HIV/AIDS & ART Registry of the Philippines (HARP)

The HIV/AIDS & ART Registry of the Philippines (HARP) is the official record of total number of diagnoses (laboratory-confirmed) and deaths among people with HIV in the Philippines. All individuals in the registry are confirmed by the San Lazaro Hospital STD/AIDS Cooperative Central Laboratory (SACCL) which is the National Reference Laboratory (NRL) of the Department of Health (DOH) for HIV/AIDS. Mandatory HIV testing is unlawful in the Philippines (Republic Act 11166).

The process of reporting to the HARP is as follows: All blood samples from accredited HIV testing facilities that were screened HIV reactive are sent to SACCL for confirmation by Western Blot. Confirmed HIV positive individuals were reported to the DOH-Epidemiology Bureau (EB) and recorded to HARP.

HARP is a passive surveillance system. Except for HIV confirmation by the NRL, all other data submitted to the HARP are secondary and cannot be verified. Hence, HARP cannot determine if an individual's reported place of residence is where the person got infected, or where the person lived after being infected, or where the person is presently living. This limitation has major implications on data interpretation. Readers are advised to interpret the data with caution and consider other sources of information before arriving at conclusions.



HIV/AIDS & ART REGISTRY OF THE PHILIPPINES

DOH Designated HIV Treatment Hubs & Primary HIV Care Facilities*

Treatment Hubs (outpatient and inpatient care & treatment)

Region	Name of Facility	Address	Contact numbers
1	Ilocos Sur Provincial Hospital - Gabriela Silang	Quirino Blvd., Tamag Vigan Ilocos Sur	09272957363/ 09175641530
	Ilocos Training and Regional Medical Center	Parian, San Fernando City, La Union	(072) 607-6418/ (072) 607-9912
	Mariano Marcos Memorial Hospital and Medical Center Region 1 Medical Center (PINAS - Unit)	Barangay 6 San Julian, Batac, Ilocos Norte Arellano St. Dagupan City, Pangasinan 2400	(077) 600-8000 (075) 515-8916/ 515-3030
2	Cagayan Valley Medical Center	Dalan na Pagayaya, Carig Sur, Tuguegarao, Cagayan	(078) 304-1410 / (078) 304-1810
	Veterans Regional Hospital	Magsaysay, Bayombong, Nueva Vizcaya	(078) 805-3561 loc. 1225
3	Allied Care Experts Medical Center (Embrace Unit) - Baliwag	Pinagbarilan, Baliuag, Bulacan	0933-873-7688 / (044) 816-1000 Loc 204
	Apalit Doctors Hospital, Incorporated (ADHope Unit)	Gonzales Ave, San Juan, Apalit, Pampanga	09362724170/ 09432880323
	Bataan General Hospital (Bataan HAVEN)	Manahan St., Tenejero, Balanga City, Bataan	(047) 237-1274/ (047) 237-1275 loc. 103/ 09998844522
	Bulacan Medical Center (Luntiang Silong)	3rd Flr Pay 3 - Rm 301 Mojón, City of Malolos, Bulacan	09234051309 / 09155214322
	Dr. Paulino J. Garcia Memorial Research and Medical Center (Sanctuario De Paulino)	Mabini St., Cabanatuan City, Nueva Ecija	(044)463-8888 loc. 181 / 09177736638/ 09175716869
	Jose B. Lingad Memorial Regional Hospital (Bahay LinGAD)	Brgy. San Dolores, San Fernando, Pampanga	(045) 435-6801 / 09336215028
	James L. Gordon Memorial Hospital (L.E.A.D. Shelter)	#1 Perimeter Rd., New Asinan, Olongapo City	(047) 602-4052/ 09988627015
	Premiere Medical Center (TAHANAN sa Premiere)	Maharlika Highway, Daan Sarile, Cabanatuan City, Nueva Ecija	(044) 463-7845 to 49 loc. 2073/ 09322128175/ 09052944300/ 095968173441
	President Ramon Magsaysay Memorial Hospital (Balin Kalinga)	Zambales Medical Society Building (beside Eye Center Clinic) Palanginan, Iba Zambales	09153966014/ 09192442299
	Tarlac Provincial Hospital (TPH Cares)	San Vicente, Tarlac City	(045) 491-8970 loc. 247
4A	Batangas Medical Center (BATMC Wellness Zone)	Kumintang Ibaba, Batangas City	(043) 723-0165
	Calamba Doctors Hospital (Plus Life Center)	San Cristobal Bridge, Calamba, Laguna	(049) 545 7371
	General Emilio Aguinaldo Memorial Hospital	Brgy Luciano Trece Martires Cavite	(046) 6860856
	Laguna Medical Center (LMC HACT Clinic)	J. De Leon St, Santa Cruz, Laguna	(049) 543-3351 / 09178465901
	Ospital ng Biñan (ONB HIV Treatment Hub)	Canlalay Bridge, Biñan, Laguna	(049) 511-4119
	Quezon Medical Center (Live Positive Wellness Center)	Brgy XI, Quezon Avenue, Lucena, Quezon Province	(042) 717-6323 loc. 342
	Ospital ng Palawan (Red Top Center)	220 Malvar St. Puerto Princesa City	(048) 434-6864 / (048) 434-2148
4B	Occidental Mindoro Provincial Hospital (ARUGA Clinic)	Paluan Road, Mamburao, Occidental Mindoro	(043) 711-1116
	Oriental Mindoro Provincial Hospital (Purple Rain Clinic)	Sta. Isabel, Calapan City, Oriental Mindoro	09164691469
5	Bicol Regional Training and Teaching Hospital	Rizal St., Legazpi City	(052) 483-0017 loc. 4227
	Bicol Medical Center	BMC Road, Naga, Camarines Sur	(054) 811-7800
6	Angel Salazar Memorial General Hospital	Tobias A. Fornier St, San Jose de Buenavista, Antique	(036) 540 7133
	Corazon Locsin Montelibano Memorial Regional Hospital	2nd flr. OPD Bldg. Lacson St. cor Burgos, Bacolod City	(034) 707-2280
	Dr. Rafael Tumbokon Memorial Hospital	Mabini St., Kalibo, Aklan	(036) 268-6299
	The Medical City - Iloilo (i-REACT Clinic Iloilo)	Locsin St., Molo, Iloilo City	(033) 500-1000
	Western Visayas Medical Center	Q. Abeto St., Mandurriao, Iloilo City	(033) 321-1631
7	Cebu Provincial Hospital - Balamban	Pilapil Street, Balamban, Cebu	09275372900
	Cebu Provincial Hospital - Carcar	Baracca St. Pob. 2 Carcar City, Cebu	(032) 4878334
	Chong Hua Hospital - Mandaue (ART Club 802)	Int'l Mantawi Drive. Rec. Area, Bgy. Subangdaku, Mandaue	(032) 233-8000 loc. 8880
	Eversley Childs Sanitarium and General Hospital	Upper Jagobiao Rd, Mandaue City, Cebu	(032) 346 2468
	Gov. Celestino Gallares Memorial Hospital	M. Parras St., Tagbilaran City	(038) 411-4868
	Negros Oriental Provincial Hospital	Real St., Dumaguete City, Negros Oriental	(6335) 225-0950/225-0949
	Talisay District Hospital	San Isidro, Dakbayan sa Talisay	(032) 273 3226
	Vicente Sotto Memorial Medical Center	B. Rodriguez St., Cebu City	(032) 254-4155 / (032) 253-9891 to 96 loc. 102
	Visayas Community Medical Center (Balay Malingkawason)	Osmena Blvd., Cebu City	(032) 253 1901
	8	Biliran Provincial Health Office (Reproductive Health Clinic)	Naval, Biliran
Eastern Samar Provincial Hospital		Borongan, Eastern Samar	(055) 560-9869
Eastern Visayas Regional Medical Center		Magsaysay Blvd., Tacloban City	(053) 321-3121 / (053) 321-3363
Felipe Abrigo Memorial Hospital		Hillsideview, Guiuan, Eastern Samar	(055) 271-2180
Hilongos District Hospital		CV Alcuwio St., Hilongos, Leyte	(053) 336-2102
Northern Samar Provincial Hospital		Catarman, Northern Samar	(055) 500-9770
9	Corazon C. Aquino Memorial Hospital	Basong Dipolog, Zamboanga del Norte	(065) 212-5555
	Margosatubig Regional Hospital	F. Nightingale St, Margosatubig, 7035 ZDS	09177001500/ 09452954381
	Zamboanga City Medical Center	Dr. Evangelista St., Sta. Catalina, Zamboanga City	(062) 991-2934
10	Mayor Hilarion A. Ramiro Sr. Regional and Teaching Hospital	Bacolod , 7200 Ozamis City , Misamis Occidental	(088) 521 0022
	Northern Mindanao Medical Center	Provincial Capitol Compound, Cagayan de Oro City	(082) 856-4147
11	Davao Doctors Hospital (ARTU)	118 E Quirino Avenue, Poblacion District, Davao City	(082) 222 8000
	Davao Regional Medical Center (RED STAR Clinic)	Apokon, Tagum City, Davao del Norte	(084) 400-3347 / 09239598931
	Southern Philippines Medical Center	J. P. Laurel St., Bajada, Davao City	(082) 227-2731 loc. 5140 / (082) 321-7061
12	South Cotabato Provincial Hospital (IPHO-SCPH HACT Clinic)	Aguinaldo St., Koronadal City, South Cotabato	(083) 228-4571
CAR	Baguio General Hospital and Medical Center	Governor Pack Road., Baguio City	(074) 442-4216 loc. 381 / 09155816480
CARAGA	Adela Serra Ty Memorial Medical Center (SDS Wellness Ctr.)	Capitol Hills, Telaje, Tandag, Surigao del Sur	(086) 211-4306
	Butuan Medical Center (Palliative and Wellness Care Center)	Km 5 Baan, Butuan City	09173208799
	CARAGA Regional Hospital (OP Wellness Center)	Rizal St. National Road, Surigao City	(086) 826-0568 / 09173068186
	Democrito O. Plaza Memorial Hospital (Heart Room)	P2, Patin-ay, Prosperidad, Agusan del Sur	09274698162
	Asian Hospital and Medical Center	2205 Civic Drive, Filinvest City, Alabang	(02) 771 9000 loc 8154/ 09989641964
NCR	Dr. Jose N. Rodriguez Memorial Hospital	St. Joseph Avenue, Tala Caloocan	09209824758/ 09253547547
	Makati Medical Center (Center for Tropical & Travel Medicine)	#2 Amorsolo St., Legaspi Village, Makati City	(02) 888-8999 loc. 2134 (CTTM) / 09178014314
	Manila Doctors Hospital	667 United Nations Avenue, Ermita Manila	(02) 558-0888 loc. 4480
	Mary Johnston Hospital	1221 Juan Nolasco Street, Tondo Manila	(02) 245-4021 loc 385/412
	Philippine General Hospital (SAGIP - Unit)	Taft Ave., Manila	(02) 554-8400 loc. 3249
	Quezon City General Hospital	Seminary Road, EDSA	(02) 863-0800
	Research Institute for Tropical Medicine	Filinvest Corporate City, Alabang, Muntinlupa City	(02) 807-2628 loc. 332
	Rizal Medical Center	Pasig Blvd, Pasig City	09361944238/ 0932601 9341
	San Lazaro Hospital (H4 OPD Clinic)	Quiricada St., Sta. Cruz, Manila	(02) 310-3128
	St. Luke's Medical Center - Global City (Room 1276)	Rizal Drive cor. 32nd & 5th Ave., Taguig City	(02) 789-7700
Sta. Ana Hospital	New Panaderos St., Sta. Ana, Manila	(02) 516-6790	
The Medical City - Ortigas (i-REACT Clinic Pasig)	Ortigas Ave., Pasig City	(02) 988-1000 loc. 6765	

* As per DOH Department Memorandum No. 2018-0400



HIV/AIDS & ART REGISTRY OF THE PHILIPPINES

DOH Designated HIV Treatment Hubs & Primary HIV Care Facilities*

Primary HIV Care Facilities (outpatient care & treatment)

Region	Name of Facility	Address	Contact Information
1	Lacasandile Medical Clinic and Diagnostic Center	Bgy. Lacong National Highway, Tagudin Ilocos Sur	09062518009
2	Santiago City Health Office	Santiago-Tuguegarao Road, San Andres, Santiago, 3311	(078) 305 2775
	Angeles City Reproductive Health and Wellness Center and Primary HIV Care Clinic (Bale Angeleño)	C. Surla St., Balibago, Angeles City	09260726899/ 09325479455
	Dr. Paulino J. Garcia Memorial Research and Medical Center - Talavera Extension Hospital (Talevera's Hope)	Maestrang Kikay District, Talavera, Nueva Ecija	(044) 806-2276/ 09358124776/ 09218881119
	Guiguinto RHU II Primary Care Clinic Center (Gintong Kanlungan)	2nd Flr, RHU II, Green Estate Subdivision, Guiguinto, Bulacan	(044)760-3450/ 09325478488/ 09260726900
	Guimba Community Hospital (Balay Ti Namnama)	L. de Ocampo St. Saranay District, Guimba, Nueva Ecija	(044) 951-0485
	Jose C. Payumo Jr. Memorial Hospital (HEARTH Unit)	Tala St. San Ramon, Dinalupihan, Bataan 2110	09295852241/ 09156008004
3	Mabalacat RHU II (Lingap Balacat)	Brgy. Dau, Mabalacat City Pampanga	09991067475 / 09260726596
	Maria Aurora Community Hospital	Saturno St., Brgy. 01, Maria Aurora, Aurora	09219112727
	Meycauayan City Primary HIV Care Clinic	Peso St., St. Michael Homes, Pandayan, Meycauayan, Bulacan	09272324119/ 09232982649
	Ospital ng Lungsod ng San Jose del Monte (Villa Esperanza)	Sapang Palay, San Jose Del Monte, Bulacan	09236335634
	RE De Jesus Multi-Specialty Clinic and Diagnostic Center (The Green Clinic)	Brgy. Caypombo (Back of LBC Caypombo), Sta.Maria, Bulacan	(044) 815-3145/ 09368040043
	RHU 1 Marilao Bulacan (Kanaryong Silungan)	2nd Floor, RHU 1, Northbound NLEX Road, Marilao, Bulacan	09256070888
	San Marcelino District Hospital Shelter of Holistic and Positive Embrace (HoPE)	1st/F Admin Bldg, Ntl. Rd. Sto. Domingo, San Marcelino, Zambales	09398630806
	Antipolo Social Hygiene Clinic	M. Santos St., Brgy. San Roque, Antipolo City	(02) 696-4097
	Bacoor Social Hygiene Clinic	Floraville Subdivision, Panapaan 1, Bacoor City	09086144183
	Cainta Reproductive Wellness - Socila Hygiene Clinic	Municipal Cmpd A. Bonifacio Ave. Brgy. Sto. Domingo, Cainta	(02) 696 2607
4A	Dasmariñas City Health Office I (SHC)	Zone 2, Manggubat St., City Health Office I, Dasmariñas, Cavite	(046) 416-0279
	Imus Social Hygiene Clinic	Mediccion 1C, Velarde Subdivision, Imus	(046) 434-4057/ 09267013539/ 09258787158
	Rodriguez Municipal Health Office	J.P Rizal St. Baliote Rodriguez Rizal	09095681514
	San Pablo Social Hygiene Clinic	City Governance Bldg, Apolinario Mabini Ext, Barangay 5A, San Pablo City	(049) 562 8116/ (049) 562 7872
6	Family Planning Organization of the Philippines - Community Health Care Birthing Center and Laboratory	Dulalia Bldg., Brgy. Maria Clara Iloilo City	09175170111
	Cebu Social Hygiene Clinic	General Maxilom Avenue Extension, Carreta, Cebu City	(032) 233-0987/ 09255591663
7	Danao City Social Hygiene Clinic (Get Well Resource Center)	Danao City Hall, F. Ralota St., Poblacion	09176326694/ 09330266694
	Mandaue City Social Hygiene Clinic	Mandaue City Health Office, F.B. Kabahog St. Centro Mandaue City	(032) 268-2489/ 09285077400
	Talisay City SHC	Multi Purpose Bldg, Brgy. Poblacion, Talisay City	(032) 4915567/ (032)2734704
8	Ormoc City Health Office	CHO Aunubing Street, Barangay Cogon, Ormoc City, Leyte	09171126000
10	HIV/AIDS Primary Care Services Integration of Maramag	Dionisio Micayabas St. Maramag Bukidnon	09177025990
11	Davao Reproductive Health and Wellness Center	Emilio Jacinto St., Poblacion District, Davao City, Davao del Sur	(082) 222-4187
12	General Santos City Social Hygiene Clinic	City Health Office, Fernandez St., Lagao, General Santos City	(083) 302-8115
	Batasan Hills Super Health Center (SHC)	#1 IBP Road, Batasan Hills, Quezon City	09322959752/ 09232790558
	Klinika Bernardo	Ermin Garcia St., Brgy. Pinagkaisahan, Quezon City	(02) 9324033412
	Klinika Novaliches	2nd flr. Bautista Building, 8 Dona Isaura, Novaliches, Quezon City	09985734877
	Klinika Project 7	39 Bansalangan St., Veterans Village, Project 7, Quezon City	09178561158
	Las Piñas Social Hygiene Clinic	Barrio Hall, Alabang-Zapote Road, Almansa, Las Piñas City	(02) 800-6406
	Love Yourself - Anglo Clinic	3rd floor, Anglo Bldg. Shaw Blvd, Mandaluyong	09278926611
	Malabon City Social Hygiene Clinic	PBM Cpd. Dagat-dagatan cor. Maya-maya St. Lungos Malabon	(02) 373-3431
	Mandaluyong Social Hygiene Clinic	20 M. Lerma St. cor. Vicencio St, Mandaluyong City	(02) 546-7799
NCR	Manila Social Hygiene Clinic	208 Quiricada St., Sta. Cruz, Manila	(02) 711-6942
	Marikina City Satellite Treatment Hub	Marikina Healthy City Center, Shoe Ave., Sto. Niño, Marikina City	(02) 948-8925 / 09175631722
	Parañaque City Social Hygiene Clinic	3rd Floor Paranaque City Hall, San Antonio Valley 1, San Antonio, Sucat	(02) 826 8229/ (02) 826 8219
	Pasay City Social Hygiene Clinic	2nd Flr. Doña Elvira Lagrosa Health Center, FB Harrison Pasay	(02) 809-3671
	Pasig City Treatment Hub (PATH)	CHAMP Bldg, Caruncho Ave, Pasig City	(02) 798-2572
	Project 7 Social Hygiene Clinic	39 Bansalangan St., Veterans Village, Project 7, Quezon City	09204227596/ 09998415060
	San Juan City Social Hygiene Clinic	2nd Floor Batis Health Center, F. Manala St. San Juan City	09176678163/ 09277645343
	Taguig Social Hygiene Clinic	TND Village Corner P. Cruz, Tuktukan	(02) 642-1262/ 09267542917
	Valenzuela Social Hygiene Clinic	Valenzuela City Hall, Poblacion II, Malinta, Valenzuela City	(02) 352-6000 loc. 6046

* As per DOH Department Memorandum No. 2018-0400

Other facilities providing outpatient HIV care and treatment

Region	Name of Facility	Address	Contact Information
	Bernardo Social Hygiene Clinic	Ermin Garcia St., Brgy. Pinagkaisahan, Quezon City	09193635919
NCR	Muntinlupa Reproductive Health and Wellness Center	2nd Flr, Putatan Health Center, Ntl. Rd, Putatan, Muntinlupa City	(02) 834-5997
	Klinika Batasan (Sundown Clinic)	#1 IBP Road, Batasan Hills, Quezon City	09366573531/ 09228012958
	Taguig City Drop-in Center	Service Road, Western Bicutan	(02) 642-1262/ 09267542917