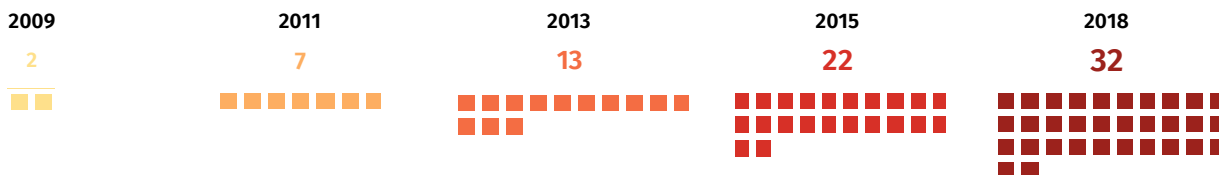




Average number of people newly diagnosed with HIV per day, selected years



NEWLY DIAGNOSED HIV CASES

In October 2018, there were 1,072 new HIV antibody seropositive individuals reported to the HIV/AIDS & ART Registry of the Philippines (HARP). Nineteen percent (208) had clinical manifestations of advanced HIV infection (WHO clinical stage 3 or 4) at the time of diagnosis [Table 1].

Ninety-five percent (1,016) of the newly diagnosed were male. The median age was 28 years old (age range: 2 - 67 years old). Half of the cases (50%, 537) were 25-34 years old and 29% (306) were 15-24 years old at the time of testing.

One third (32%, 343) were from the National Capital Region (NCR). Region 4A (17%, 187 cases), Region 3 (11%, 121), Region 7 (8%, 82), and Region 6 (7%, 76), round off the top five regions with the most number of newly diagnosed cases for the month, together accounting for 75% of the total [Figure 2].

Sexual contact remains the predominant mode of transmission (97%, 1,044). Among this, 86% were males who have sex with males (MSM). Other modes of transmission were needle sharing among injecting drug users (1%, 15) and mother-to-child transmission (<1%, 2). There were 11 cases that had no data on mode of transmission.

Among the newly diagnosed females this month, eight were pregnant at the time of diagnosis. Five cases were from NCR and one case each from Regions 3, 4A and 7.

Fig. 1: Number of newly diagnosed cases per month, 2016-2018

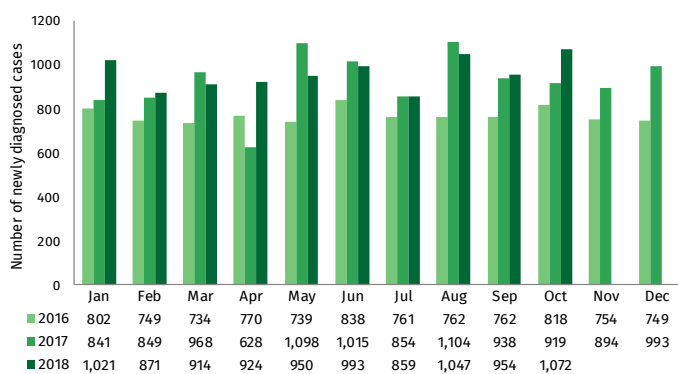
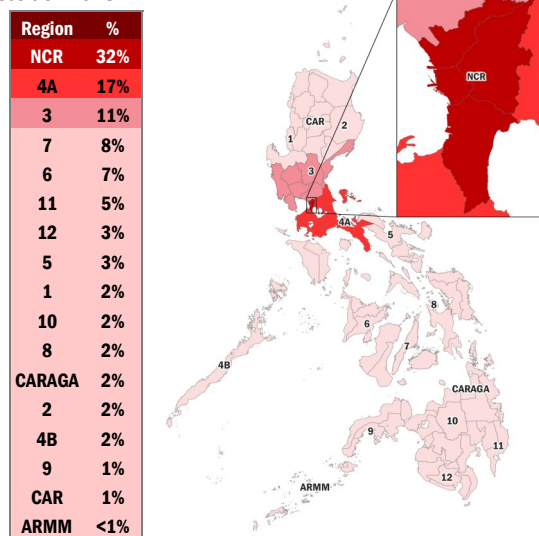


Table 1. Summary of HIV diagnoses and deaths

Demographic Data	Oct 2018	Jan - Oct 2018	Jan 2013 - Oct 2018	Jan 1984 - Oct 2018
Total reported cases	1,072	9,605	48,535	60,207
With advanced infection ^a	208	1,728	5,631	6,796
Male	1,016	9,082	46,294	56,335 ^b
Female	56	523	2,241	3,861 ^b
Age Range (Median)	2-67 (28)	1-73 (28)	1-82 (28)	1-82 (28) ^c
Age groups: <15 y/o	3	23	110	172 ^c
15-24 y/o	306	2,811	14,148	16,960 ^c
25-34 y/o	537	4,881	25,206	30,769 ^c
35-49 y/o	203	1,665	7,965	10,658 ^c
50 y/o & above	23	225	1,106	1,575 ^c
Pregnant	8	59	270	283
Reported deaths	30	488	2,537	2,946

^a WHO clinical stage 3 or 4
^b No data on sex for 11 cases
^c No data on age for 73 cases

Fig. 2: Proportion by region of residence among newly diagnosed, October 2018



Anti-retroviral Treatment (ART)

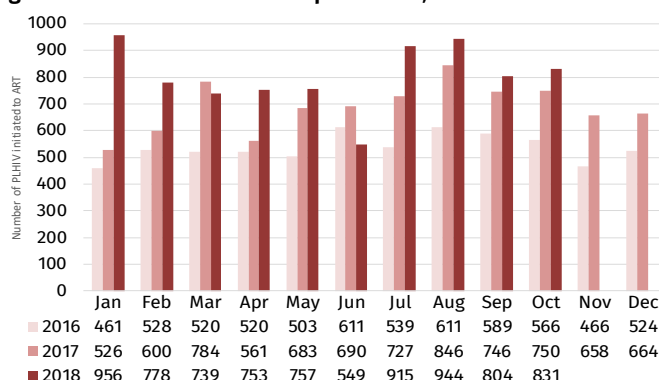
In October 2018, there were 831 patients who were initiated on ART. The median CD4 of these patients upon enrollment was 210 cells/mm³.

A total of 32,324 people living with HIV (PLHIV) were presently on ART as of October 2018. Most of whom were males (97%). The age of reported cases ranged from 10 months to 80 years (median: 31 years old). Ninety-five percent were on first line regimen, 4% were on second line, and 1% were on other line of regimen.

The total figure reflected on this section are the number of HIV positive adult and pediatric patients currently enrolled and accessing Antiretroviral (ARV) medication in 88 treatment hubs and primary HIV care treatment facilities that had reported in the HARP. This report did not include patients who have previously taken ARV but have died, left the country, have been lost to follow-up and/or opted not to take ARV. Lost to follow-up is considered once a person has failed to visit a treatment facility more than 3 months after the expected date of ARV refill.

Note: September 2018 data was used for ESPH, Mabalacat RHWC, NSPH, SPMC, TMC-Iloilo, & Marikind SHC due to late report submission.

Fig. 3: Number of ART initiation per month, 2016-2018

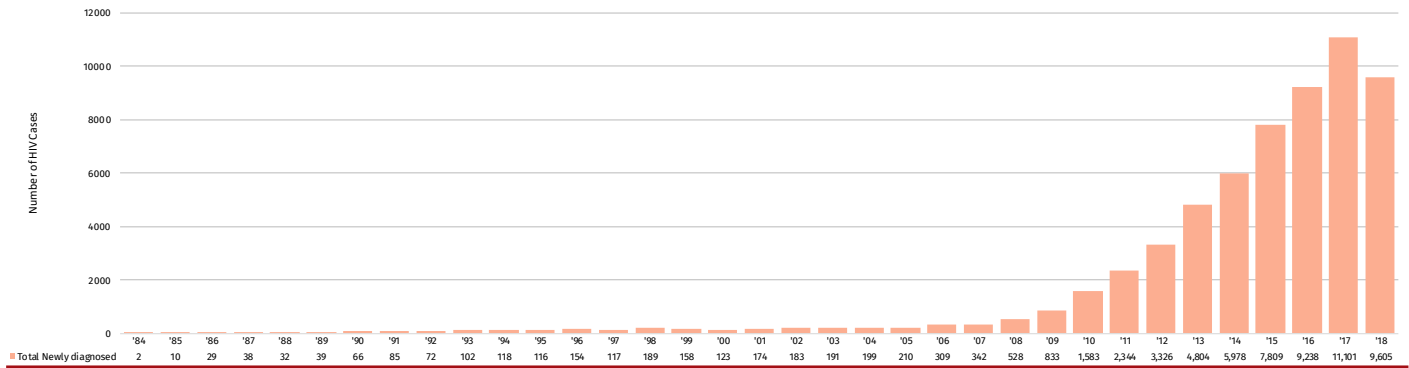




HIV/AIDS EPIDEMIC TRENDS IN THE PHILIPPINES (January 1984 - October 2018)

The first case of HIV infection in the Philippines was reported in 1984. Since then, there have been 60,207 confirmed HIV cases reported to the HARP. Ninety-four percent (56,335) of which were male and 6% (3,861) were female; there were no data on sex for 11 cases. More than half (30,769 or 51%) were from the 25-34 year age group while 16,960 (28%) were youth 15-24 years old. The median age of diagnosis was 28 years old (age range: 1 year - 82 years); there were no data on age for 73 cases. Eighty-one percent (48,535) of the total diagnosed cases in the Philippines were reported from January 2013 to October 2018. Eleven percent (6,796) of the total ever reported cases had clinical manifestations of advanced infection at the time of reporting (WHO clinical stage 3 & 4) [Table 1].

Fig. 4: Number of HIV cases reported in the Philippines by year, Jan 1984 to Oct 2018 (N=60,207)

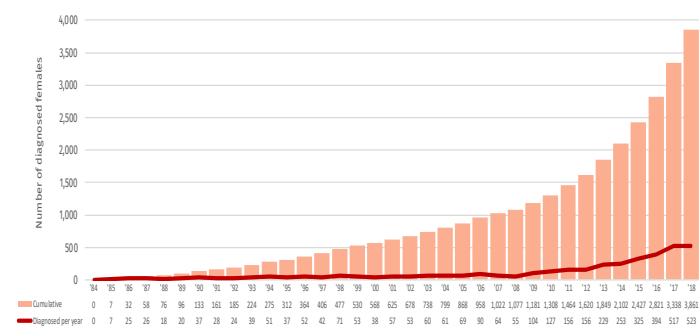


Age and Sex

In the early years of the epidemic (1984-1990), 62% (133 of 216 cases) of those diagnosed were female. On the contrary, from 1991 to present, males comprised 94% (56,252) of the 59,980 diagnosed cases in the Philippines. In addition, from January to October 2018, three percent (268) out of 9,082 diagnosed male cases had classified their self-identity as female.

The number of diagnosed HIV infections among females has also been increasing [Figure 5]. The number of females diagnosed from January to October 2018 (523) was almost three times the number of diagnosed cases compared to the

Fig. 5: Number of females diagnosed per year Jan 1984 to Oct 2018 (N=3,861)



Geographic distribution

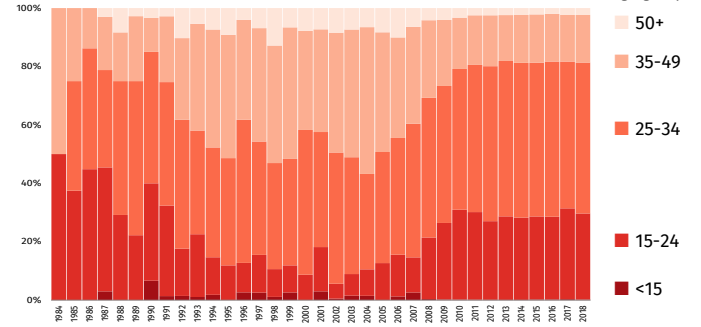
From January 1984 to October 2018, the regions with the most number of reported cases were NCR with 23,821 (39%) cases, Region 4A with 8,941 (15%) cases, Region 3 with 5,487 (9%) cases, Region 7 with 5,438 (9%) cases, and Region 11 with 3,431 (6%) cases. Twenty percent (11,951) of the cases came from the rest of the country (ROTC) while 1,138 (2%) did not report region of residence [Table 2].

Of the 3,861 females reported with HIV, 1,008 (26%) were from NCR, 608 (16%) were from Region 3, 477 (12%) were from Region 7, 421 (11%) were from Region 4A and 1,044 (27%) were from other regions; while 303 (8%) had no reported data on region of residence.

same period of 2013 (197), five years prior. Ninety-three percent (3,579) of all female cases were in the reproductive age group (15-49 years old) at the time of diagnosis.

The predominant age group among those diagnosed has shifted from 35-49 years old between 2001 to 2005, to 25-34 years old starting from 2006 [Figure 6]. Further, the proportion of HIV positive cases in 15-24 year age group nearly tripled in the past ten years, from 13% in 1999-2008 to 29% in 2009-2018.

Fig. 6: Proportion of HIV cases by age group, Jan 1984 to Oct 2018



The regions with the most number of overseas Filipino workers (OFW) reported to HARP were from NCR with 2,013 (33%) cases, Region 4A with 1,060 (17%) cases, and Region 3 with 696 (11%) cases.

Note: Figures reflected on OFW data were updated and may vary from previous reports.

Table 2: Number of HIV cases diagnosed by region

Region	Oct 2018 (N=1,072)	Jan–Oct 2018 (N=9,605)	Jan 2013 – Oct 2018 (N=48,535) ^a	Jan 1984 – Oct 2018 (N=60,207) ^b
NCR	343 (32%)	2,999 (31%)	18,430 (38%)	23,821 (39%)
4A	187 (17%)	1,593 (17%)	7,616 (16%)	8,941 (15%)
3	121 (11%)	1,014 (11%)	4,568 (9%)	5,487 (9%)
7	82 (8%)	829 (8%)	4,538 (9%)	5,438 (9%)
11	50 (5%)	498 (5%)	2,825 (6%)	3,431 (6%)
Rest of the country	289 (27%)	2,672 (28%)	10,549 (22%)	11,951 (20%)

^a No data on region of residence for 9 (<1%) cases
^b No data on region of residence for 1,138 (2%) cases

Modes of transmission

From January 1984 to October 2018, sexual contact among MSM was the predominant (84%, 47,518) mode of transmission among males, followed by male-female sex (11%, 6,297), and sharing of infected needles (4%, 2,012) [Table 3]. More than half (53%, 25,136) of MSM were 25-34 years old at the time of testing, and 30% (14,477) were 15-24 years old. Among diagnosed females, male-female sex was the most common mode of transmission (92%, 3,566) followed by sharing of infected needles (3%, 123)[Table 3].

A total of 151 children (less than 10 years old), eight adolescents (10-19 years old), and one adult foreigner (22 years old) were reported to have acquired HIV through mother-to-child transmission.

From 1984 to 2006, the predominant mode of transmission was male-female sex. From 2007, the trend shifted to sexual contact among MSM as the predominant mode of transmission and has remained as such to the present. From January 2013 to October 2018, 83% (40,093) out of the total (48,535) diagnosed cases were among MSM.

From 1984 to 2009, transmission through sharing of infected needles were <1% of the total cases reported. The proportion of HIV cases among people who inject drugs (PWID) increased sharply in 2010, at 9% (147) of the total cases reported that year. Further, the proportion of new cases among PWID decreased to <6% of the total cases in succeeding years (2011-present).

Table 3. Modes of HIV transmission

Mode of Transmission	Oct 2018 (N=1,072)		Jan–Oct 2018 (N=9,605)		Jan 2013–Oct 2018 (N=48,535)		Jan 1984–Oct 2018 (N=60,207) ^a	
	M ^a	F ^a	M	F	M	F	M	F
Sexual contact	990	54	8,869	505	44,498	2,108	53,815	3,566
Male-female sex	88	54	813	505	4,405	2,108	6,297	3,566
Male-male sex	645	-	5,640	-	25,749	-	30,308	-
Sex w/ males & females ^c	257	-	2,416	-	14,344	-	17,210	-
Blood/blood products	0	0	0	0	0	0	5	15
Sharing of needles	14	1	138	10	1,613	82	2,012	123
Needlestick injury	0	0	0	0	0	0	2	1
Mother to child	2	0	10	7	57	44	88	72
No data	10	1	65	1	126	7	413	84

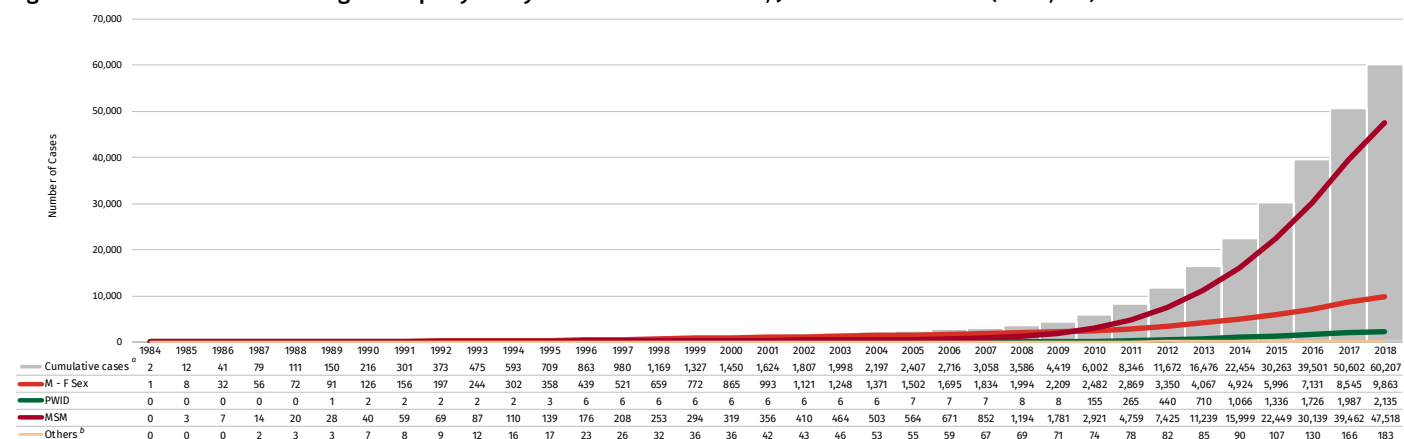
^a Sex at birth; M= Male, F = Female

^b No data on sex for 11 cases

^c Among males only

Regional patterns vary across the modes of transmission. Forty-three percent of ever diagnosed males who have sex with males were from NCR; almost all (99%) reported cases with injecting drug use were from Region 7; and 32% of females who engaged in transactional sex were from Region 3.

Fig. 7: Cumulative number of diagnosed per year by mode of transmission, Jan 1984 to Oct 2018 (N=60,207)



^a No reported Mode of Transmission (MOT) for (508) cases, Jan 1984–Oct 2018

^b Others include the following MOT: needle prick injury, blood/blood products, and mother-to-child transmission

Note: Cumulative HIV cases includes reported death

SPECIFIC POPULATIONS

Youth (15-24 years old)

In October 2018, 306 (29%) cases were among youth 15-24 years old; 94% were male. Almost all (98%, 300) were infected through sexual contact (31 male-female sex, 197 male-male sex, 72 sex with both males & females). While there were six cases that had no data on mode of transmission.

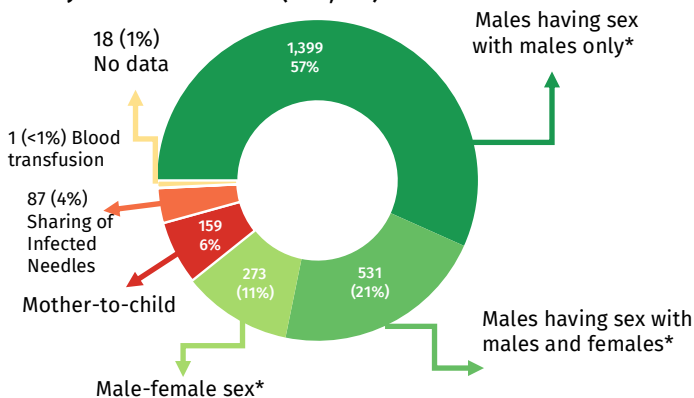
From January 1984 to October 2018, 16,960 (28%) of the reported cases were 15-24 years old. Ninety-seven percent (16,384) were infected through sexual contact (1,907 male-female sex, 9,595 male-male sex, 4,882 sex with both males & females), 470 (2%) were infected through sharing of needles, one (<1%) was infected through mother-to-child transmission and 105 (1%) had no data on mode of transmission. Eighty-three percent (14,148 out of 16,960) of all those 15-24 years old at the time of testing were diagnosed from January 2013 to October 2018. From 1984 to 2002, 71% (179) of the cases among the youth were females. However, in 2003, there was an equal number (7) of males and females reported. Since then, the trend has shifted to male predominance.

Children (<10 yo) & adolescents (10-19)

There were 41 newly diagnosed adolescents 10-19 years old in October 2018. Almost all (95%) were infected through sexual contact (3 male-female sex, 31 male-male sex, and 5 had sex with both males & females); two had no data on mode of transmission. There were two newly diagnosed child less than 10 years old, both were infected through mother-to-child transmission.

Four percent (2,470) of all diagnosed cases from January 1984 to October 2018 were 19 years old and younger at the time of diagnosis. One hundred fifty-four out of the 2,470 (6%) were children less than 10 years old, among them 151 were infected through mother-to-child transmission; one through blood transfusion; and two had no data on mode of transmission. Ninety-four percent (2,316 out of 2,470) were adolescents 10 to 19 years old, and among them 2,114 (91%) were male. Ninety-five percent of the adolescents were infected through sexual contact (273 male-female sex; 1,399 male-male sex; and 531 sex with both males & females), 87 (4%) were infected through sharing of infected needles, 8 (<1%) through mother-to-child transmission, and 18 (1%) had no data on the mode of transmission.

Fig. 8: Modes of transmission among children and adolescents, Jan 1984 - Oct 2018 (N=2,470)



* Transmitted through sexual contact

People who engage in transactional sex

People who engage in transactional sex are those who reported that they either pay for sex, regularly accept payment for sex, or do both. Reporting of transactional sex was included in the HARP starting December 2012.

In October 2018, 14% (147) of the newly diagnosed engaged in transactional sex [Table 4]. Ninety-five percent (140) were male and aged from 20 to 64 years old (median: 30 years). More than half of the males (57%, 80) reported paying for sex only, 31% (43) reported accepting payment for sex only and 12% (17) engaged in both. Among the female cases who engaged in transactional sex, majority (71%, 5) were reported accepting payment in exchange for sex and 29% (2) reported paying for sex only.

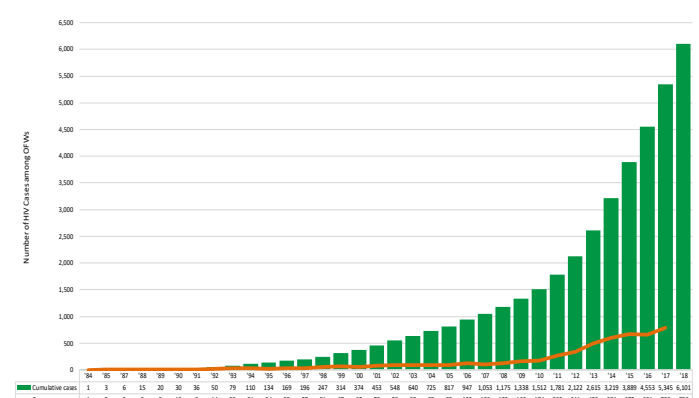
A total of 5,849 cases reported to HARP from December 2012 to October 2018 were people who engaged in transactional sex. Ninety-six percent (5,604) were male

Overseas Filipino workers

Eighty-one people who worked overseas within the past five years of diagnosis, whether on land or at sea, were diagnosed in October 2018. They comprise 8% of the total newly diagnosed cases for the month. Among whom, eighty-nine percent (72) were male. Almost all were infected through sexual contact (27 male-female sex, 32 male-male sex, and 21 sex with both males and females). The ages of male OFWs ranged from 23 to 55 years (median: 32 years). More than half (57%) of the cases belonged to the 25-34 year age group. Among the female OFWs diagnosed in October 2018, four cases were from the age groups 25-34 and 35-49; and one case was from 50 years old & older age group. The age range among diagnosed female OFWs were 28 to 61 years (median: 35 years).

From January 1984 to October 2018, out of the total cases, 6,101 (10%) were OFWs (Figure 9). Of these, 5,246 (86%) were male. Majority of the male cases (72%) were infected through sexual contact among MSM (2,169 male-male sex and 1,584 sex with both males and females). The ages of male OFWs ranged from 16 to 80 years (median: 32 years). Among female OFWs, ages ranged from 20 to 73 years (median: 34 years old).

Fig. 9: Number of reported OFW diagnosed with HIV, Jan 1984 - Oct 2018 (N=6,101)



Note: Figures reflected on OFW data were updated and may vary from previous reports.

and 4% (245) were female. There were 3,112 (53%) who paid for sex, 1,848 (32%) accepted payment for sex, and 889 (15%) engaged in both [Table 4].

Table 4. Age and sex of people diagnosed with HIV who engaged in transactional sex

Type of Transactional Sex	Oct 2018 (N=147)	Jan–Oct 2018 (N=1,214)	Dec 2012–Oct 2018 (N=5,849)
Accepted payment for sex only:	48 (33%)	422 (35%)	1,848 (32%)
Male	43	382	1,703
Female	5	40	145
Age Range (Median)	20-56 (27)	12-56 (26)	12-68 (26)
Paid for sex only:	82 (56%)	631 (52%)	3,112 (53%)
Male	80	626	3,091
Female	2	5	21
Age Range (Median)	20-64 (31)	14-70 (31)	14-79 (31)
Engaged in both:	17 (11%)	161 (13%)	889 (15%)
Male	17	154	810
Female	0	7	79
Age Range (Median)	23-44 (32)	18-60 (29)	16-62 (28)

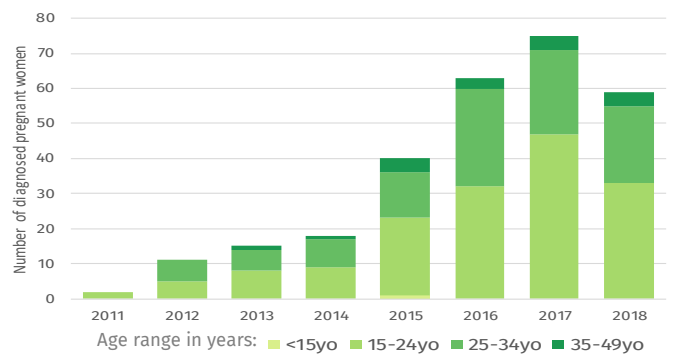
Pregnant women living with HIV

Reporting of pregnancy status at the time of testing was included in the HARP from the year 2011.

In October 2018, eight newly diagnosed cases were reported to be pregnant. Five were from NCR and one each from Regions 3, 4A and 7. The age of diagnosis ranged from 19 to 34 (median age: 23).

Since 2011, a total of 283 diagnosed pregnant cases were reported. More than half (56%, 158) were 15-24 years old at the time of diagnosis, and 38% (107) were 25-34 years old. The regions with highest number of diagnosed pregnant cases with HIV were NCR (49%), Region 7 (24%), Region 4A (9%), and Region 3 (6%).

Fig. 10: Number of cases who were pregnant at the time of diagnosis by age group, Jan 2011 - Oct 2018 (N=283)



DEATHS AMONG PEOPLE WITH HIV

In October 2018, there were 30^a reported deaths due to any cause among people with HIV. Ninety-seven percent (29) of whom were males [Table 5]. One case (4%) was less than 15, four cases (13%) were 15-24, 12 cases (40%) were from 25-34, 10 cases (33%) were from 35-49, and three cases (10%) were 50 years & older age group. Almost all of the cases were reported to have acquired the infection through sexual contact (97%) (3 through male-female sex, 19 through male-male sex, and 7 through sex with both males & females); while one case (3%) was infected through mother-to-child transmission.

A total of 2,946 deaths were reported from January 1984 to October 2018. Ninety percent (2,665) of whom were male. Twenty-three (1%) were less than 15 years old at the time of death, 446 (15%) were 15-24 years old, 1,441 (49%) were 25-34 years old, 833 (28%) were 35-49 years old, and 201 (7%) were 50 years and older [Table 5]^b. Sexual contact (96%) was the most common mode of HIV transmission (647 male-female sex, 1,385 male-male sex, 799 sex with both males and females). There were 59 reported deaths among those who were infected through sharing of infected needles, 22 deaths among those who were infected through mother-to-child transmission, and nine among those who were infected through blood transfusion [Figure 11]^c.

^a The date of death does not necessarily fall in this reporting month

^b No data available on age for 2 cases

^c No data available on mode of transmission for 25 cases

Table 5. Demographic data of reported deaths among people with HIV

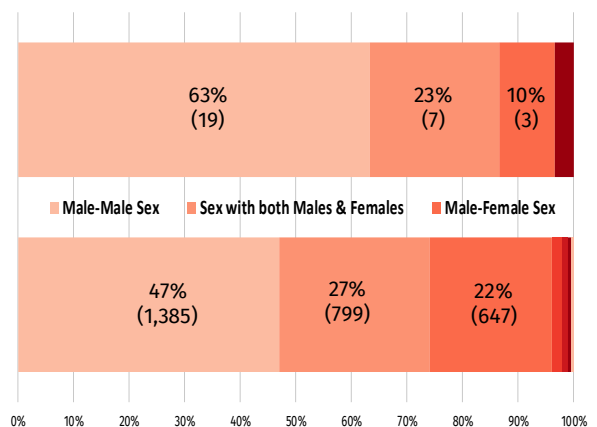
Demographic Data	Oct 2018	Jan—Oct 2018	Jan 1984 – Oct 2018
Total Reported Deaths ^a	30	488 ^a	2,946 ^a
Male	29	468	2,665
Female	1	20	281
Age group:			
<15 y/o	1	4	23
15-24 y/o	4	74	446
25-34 y/o	12	238	1,441
35-49 y/o	10	145	833
50 y/o & above	3	27	201

^a The date of death does not necessarily fall in the reporting month or period.

^b No data available on age for 2 cases

Note: Figures on reported deaths were updated and may vary from previous reports.

Fig. 11: Proportion of reported deaths among people with HIV by mode of transmission



National HIV/AIDS & STI Surveillance and Strategic Information Unit

NHSSS
Epidemiology Bureau,
Department of Health, 2/F Bldg. 19,
San Lazaro Compound,
Sta. Cruz, Manila 1003 Philippines

Tel: +632 651-7800 local 2926, 2952
Fax: +632 495-0513
Email: hivepicenter@gmail.com
Website: <http://www.doh.gov.ph>

www.facebook.com/hivepicenter
[@hivepicenter](https://twitter.com/hivepicenter)
[@hivepicenter](https://www.instagram.com/hivepicenter)

HIV/AIDS & ART Registry of the Philippines (HARP) Report Editorial Team

Richard L. Legardo, RN
Nurse II

Sarah May C. Flores
Assistant Surveillance Officer

Jan Khryz M. Velayo, RN
Assistant Surveillance Officer

Bettina Kaye D. Castañeda, RN
Surveillance Officer

Marlene R. Bermajo, MD
HIV Surveillance Database Supervisor

Ma. Justina G. Zapanta, RN, PHSAE
Surveillance Officer

Noel S. Palaypayen, RN, MGM-ESP
Deputy Manager, HIV & STI Surveillance Unit

Genesis May J. Samonte, MD, MSc, PHSAE
Manager, HIV & STI Surveillance Unit

Agnes B. Segarra, MD, PHSAE
Chief, Surveys Monitoring and Evaluation Division

Ferchito L. Avelino, MD, PHSAE
OIC - Director IV, Epidemiology Bureau

HIV/AIDS & ART Registry of the Philippines (HARP)

The Philippine HIV/AIDS & ART Registry of the Philippines (HARP) is the official record of the total number of laboratory-confirmed HIV positive individuals, and deaths in the Philippines. All individuals in the registry are confirmed by the San Lazaro Hospital STD/AIDS Cooperative Central Laboratory (SACCL) which is the National Reference Laboratory (NRL) of the Department of Health (DOH) for HIV/AIDS. Mandatory HIV testing is unlawful in the Philippines (Republic Act 8504).

The process of reporting to the HARP is as follows: All blood samples from accredited HIV testing facilities that are screened HIV reactive are sent to SACCL for confirmation by Western Blot. Confirmed HIV positive individuals are reported to the DOH-Epidemiology Bureau (EB) and are recorded in the HARP.

The HARP is a passive surveillance system. Except for HIV confirmation by the NRL, all other data submitted to the HARP are secondary and cannot be verified. Such like, HARP cannot determine if an individual's reported place of residence is where the person got infected, or where the person lived after being infected, or where the person is presently living. This limitation has major implications on data interpretation. Readers are advised to interpret the data with caution and consider other sources of information before arriving at conclusions.



DOH Designated HIV Treatment Hubs & Primary HIV Care Facilities*

Treatment Hubs (outpatient and inpatient care & treatment)

Region	Name of Facility	Address	Contact numbers
1	Ilocos Training and Regional Medical Center	Parian, San Fernando City, La Union	(072) 607-6418/ (072) 607-9912
	Mariano Marcos Memorial Hospital and Medical Center	Barangay 6 San Julian, Batac, Ilocos Norte	(077) 600-8000
	Region 1 Medical Center (PINAS—Unit)	Arellano St. Dagupan City, Pangasinan 2400	(075) 515-8916/ 515-3030
2	Cagayan Valley Medical Center	Dalan na Pagayaya, Carig Sur, Tuguegarao, Cagayan	(078) 304-1410 / (078) 304-1810
	Veterans Regional Hospital	Magsaysay, Bayombong, Nueva Vizcaya	(078) 805-3561 loc. 1225
3	Allied Care Experts Medical Center - Baliwag (EmbrACE Unit)	Pinagbarilan, Baliwag, Bulacan	0933-873-7688 / (044) 816-1000 Loc 204
	Bataan General Hospital (Bataan HAVEN)	Manahan St., Tenejero, Balanga City, Bataan	(047) 237-1274/ (047) 237-1275 loc. 103/ 09998844522
	Bulacan Medical Center (Luntiang Silong)	Bulacan Medical Center 3rd Floor Pay 3 - Room 301 Mojon, City of Malolos, Bulacan	09234051309 / 09155214322
	Dr. Paulino J. Garcia Memorial Research and Medical Center (Sanctuario De Paulino)	Mabini St., Cabanatuan City, Nueva Ecija	(044)463-8888 loc. 181 / 09177736638/ 09175716869
	Jose B. Lingad Memorial Regional Hospital (Bahay Lingad)	Brgy. San Dolores, San Fernando, Pampanga	(045) 435-6801 / 09336215028
	James L. Gordon Memorial Hospital (L.E.A.D. Shelter)	#1 Perimeter Rd., New Asinan, Olongapo City	(047) 602-4052/ 09988627015
	Premiere Medical Center (TAHANAN sa Premiere)	Maharlika Highway, Daan Sarile, Cabanatuan City, Nueva Ecija	(044) 463-7845 to 49 loc. 2073 / 09322128175 / 09052944300/ 095968173441
4A	President Ramon Magsaysay Memorial Hospital (Balin Kalinga)	Zambales Medical Society Building (beside Eye Center Clinic) Palanginan, Iba Zambales	09153966014 / 09192442299
	Tarlac Provincial Hospital (TPH Cares)	Tarlac Provincial Hospital Compound, San Vicente, Tarlac City	(045) 491-8970 loc. 247
4B	Batangas Medical Center	Kumintang Ibaba, Batangas City	(043) 723-0165
	Laguna Medical Center	J. De Leon St, Santa Cruz, Laguna	(049) 543-3351 / 09178465901
	General Emilio Aguinaldo Memorial Hospital	Brgy Luciano Trece Martires Cavite	(046) 6860856
	Quezon Medical Center	Brgy XI, Quezon Avenue, Lucena, Quezon Province	(042) 717-6323 loc. 342
	Ospital ng Biñan	Canlalay Bridge, Biñan, Laguna	(049) 511-4119
5	Calamba Doctors Hospital	San Cristobal Bridge, Calamba, Laguna	(049) 545 7371
	Ospital ng Palawan	220 Malvar St. Puerto Princesa City	(048) 434-6864 / (048) 434-2148
6	Occidental Mindoro Provincial Hospital (ARUGA)	Paluan Road, Mamburao, Occidental Mindoro	(043) 711-1116
	Oriental Mindoro Provincial Hospital (Purple Rain Clinic)	Sta. Isabel, Calapan City, Oriental Mindoro	09164691469
7	Bicol Regional Training and Teaching Hospital	Rizal St., Legazpi City	(052) 483-0017 loc. 4227
	Bicol Medical Center	BMC Road, Naga, Camarines Sur	(054) 811-7800
	Western Visayas Medical Center	Q. Abeto St., Mandurriao, Iloilo City	(033) 321-1631
8	Corazon Locsin Montelibano Memorial Regional Hospital	2nd flr. OPD Bldg. CLMMRH, Lacson St. cor Burgos, Bacolod City	(034) 707-2280
	Dr. Rafael Tumbokon Memorial Hospital	Mabini St., Kalibo, Aklan	(036) 268-6299
	The Medical City—Iloilo	Locsin St., Molo, Iloilo City	(033) 500-1000
9	Angel Salazar Memorial General Hospital	Tobias A. Fornier St, San Jose de Buenavista, Antique	(036) 540 7133
	Vicente Sotto Memorial Medical Center	B. Rodriguez St., Cebu City	(032) 254-4155 / (032) 253-9891 to 96 loc. 102
	Negros Oriental Provincial Hospital	Real St., Dumaguete City, Negros Oriental	(6335) 225-0950/225-0949
	Gov. Celestino Gallares Memorial Hospital	M. Parras St., Tagbilaran City	(038) 411-4868
	Visayas Community Medical Center (Balay Malingkawasnon)	Osmeña Blvd., Cebu City	(032) 253 1901
10	Eversley Childs Sanitarium and General Hospital	Upper Jagobiao Rd, Mandaue City, Cebu	(032) 346 2468
	Talisay District Hospital	San Isidro, Dakbayan sa Talisay	(032) 273 3226
11	Eastern Visayas Regional Medical Center	Magsaysay Blvd., Tacloban City	(053) 321-3121 / (053) 321-3363
	Northern Samar Provincial Hospital	Catarman, Northern Samar	(055) 500-9770
	Biliran Provincial Health Office	Naval, Biliran	0 917631479
	Hilongos District Hospital	CV Alcuivo St., Hilongos, Leyte	(053) 336-2102
12	Eastern Samar Provincial Hospital	Borongan, Eastern Samar	(055) 560-9869
	Felipe Abrigo Memorial Hospital	Hillsvie, Guiuan, Eastern Samar	(055) 271-2180
CAR	Zamboanga City Medical Center	Dr. Evangelista St., Sta. Catalina, Zamboanga City	(062) 991-2934
	Northern Mindanao Medical Center	Provincial Capitol Compound, Cagayan de Oro City	(082) 856-4147
11	Southern Philippines Medical Center	J. P. Laurel St., Bajada, Davao City	(082) 227-2731 loc. 5140 / (082) 321-7061
	Davao Doctors Hospital	118 E Quirino Avenue, Poblacion District, Davao City, Davao del Sur	(082) 222 8000
	Davao Regional Medical Center (RED STAR Clinic)	Apokon, Tagum City, Davao del Norte	(084) 400-3347 / 09239598931
CARAGA	South Cotabato Provincial Hospital	Aguinaldo St., Koronadal City, South Cotabato	(083) 228-4571
CARAGA	Baguio General Hospital and Medical Center	Governor Pack Road., Baguio City	(074) 442-4216 loc. 381 / 09155816480
	CARAGA Regional Hospital	Rizal St. National Road, Surigao City	(086) 826-0568 / 09173068186
NCR	Butuan Medical Center	Km 5 Baan, Butuan City	09173208799
	Adela Serra Ty Memorial Medical Center (SDS Wellness)	Capitol Hills, Telaje, Tandag, Surigao del Sur	(086) 211-4306
	Democrito O. Plaza Memorial Hospital (Heart Room)	P2, Patin-ay, Prosperidad, Agusan del Sur	09274698162
	San Lazaro Hospital	Quiricada St., Sta. Cruz, Manila	(02) 310-3128
NCR	Philippine General Hospital (SAGIP—Unit)	Taft Ave., Manila	(02) 554-8400 loc. 3249
	Sta. Ana Hospital	New Panaderos St., Sta. Ana, Manila	(02) 516-6790
	Research Institute for Tropical Medicine	Filinvest Corporate City, Alabang, Muntinlupa City	(02) 807-2628 loc. 332
	The Medical City (i-REACT Clinic) - Pasig	Ortigas Ave., Pasig City	(02) 988-1000 loc. 6765
	Makati Medical Center (Center for Tropical & Travel Medicine)	#2 Amorsolo St., Legaspi Village, Makati City	(02) 888-8999 loc. 2134 (CTTM) / 09178014314
	St. Luke's Medical Center (Room 1276)—Global City	Rizal Drive cor. 32nd & 5th Ave., Taguig City	(02) 789-7700

* As per DOH Department Memorandum No. 2018-0031



DOH Designated HIV Treatment Hubs & Primary HIV Care Facilities*

Primary HIV Care Facilities (outpatient care & treatment)

Region	Name of Facility	Address	Contact Information
3	Angeles City Reproductive Health and Wellness Center and Primary HIV Care Clinic (Bale Angeleño)	C. Surla St., Balibago, Angeles City	09260726899 / 09325479455
	Guiguinto RHU II Primary Care Clinic Center (Gintong Kanlungan)	2nd flr, RHU II, Green Estate Subdivision, Guiguinto, Bulacan	(044)760-3450 / 09325478488 / 09260726900
	Mabalacat RHU II (Lingap Balacat)	Brgy. Dau, Mabalacat City Pampanga	09991067475 / 09260726596
	Maria Aurora Community Hospital	Saturno St., Brgy. 01, Maria Aurora, Aurora	09219112727
	Ospital ng Lungsod ng San Jose del Monte	Sapang Palay, San Jose Del Monte, Bulacan	09236335634
	RE De Jesus Multi-Specialty Clinic and Diagnostic Center (The Green Clinic)	Brgy. Caypombo (Back of LBC Caypombo), Sta.Maria, Bulacan	(044) 815-3145 / 09368040043
	Dr. Paulino J. Garcia Memorial Research and Medical Center - Talavera Extension Hospital (Talevera's Hope)	Maestrang Kikay District, Talavera, Nueva Ecija	(044) 806-2276 / 09358124776 / 09218881119
4A	Antipolo Social Hygiene Clinic	M. Santos St., Brgy. San Roque, Antipolo City	(02) 696-4097
	Dasmariñas City Health Office I (SHC)	Zone 2, Manggubat St., City Health Office I, Dasmariñas, Cavite	(046) 416-0279
	Bacoor Social Hygiene Clinic	Floraville Subdivision, Panapaan 1, Bacoor City	09086144183
	Imus Social Hygiene Clinic	Medicion 1C, Velarde Subdivision, Imus	(046) 434-4057 / 09267013539 / 09258787158
7	Cebu Social Hygiene Clinic	General Maxilom Avenue Extension, Carreta, Cebu City	(032) 233-0987 / 09255591663
	Mandaue City Social Hygiene Clinic	Mandaue City Health Office, F.B. Kabahog Street, Centro Mandaue City	(032) 268-2489 / 09285077400
	Talisay City SHC	Multi Purpose Bldg, Brgy. Poblacion, Talisay City	4915567 / 2734704
8	Ormoc City Health Office	CHO Aunubing Street, Barangay Cogon, Ormoc City, Leyte	09171126000
11	Davao Reproductive Health and Wellness Center	Emilio Jacinto St., Poblacion District, Davao City, Davao del Sur	(082) 222-4187
12	General Santos City Social Hygiene Clinic	City Health Office, Fernandez St., Lagao, General Santos City	(083) 302-8115
NCR	Pasig City Treatment Hub (PATH)	CHAMP Bldg, Caruncho Ave, Pasig City	(02) 798-2572
	Marikina City Satellite Treatment Hub	Marikina Healthy City Center, Shoe Ave., Sto. Niño, Marikina City	(02) 948-8925 / 09175631722
	Manila Social Hygiene Clinic	208 Quiricada St., Sta. Cruz, Manila	(02) 711-6942
	Klinika Bernardo	Ermin Garcia St., Brgy. Pinagkaisahan, Quezon City	(02) 9324033412
	Klinika Novaliches	Annex Building floor, A.J. Maximo Health Center Compound, Quirino Highway, Novaliches, Quezon City	09985734877
	Klinika Project 7	39 Bansalangan St., Veterans Village, Project 7, Quezon City	09178561158
	Love Yourself - Anglo Clinic	3rd floor, Anglo Bldg. Shaw Blvd, Mandaluyong	09278926611
	Las Piñas Social Hygiene Clinic	Barrio Hall, Alabang-Zapote Road, Almansa, Las Piñas City	(02) 800-6406

* As per DOH Department Memorandum No. 2018-0031

Other facilities providing outpatient HIV care and treatment

Region	Name of Facility	Address	Contact Information
3	San Marcelino District Hospital Shelter of Holistic and Positive Embrace (HoPE)	San Marcelino District Hospital First Floor Admin Building, National Road Sto. Domingo, San Marcelino, Zambales	09398630806
	Apalit Doctors Hospital, Incorporated (ADHope Unit)	Gonzales Ave, San Juan, Apalit, Pampanga	09362724170 / 09432880323
	Guimba Community Hospital (Balay Ti Namnama)	L. de Ocampo St. Saranay District, Guimba, Nueva Ecija	(044) 951-0485
	Jose C. Payumo Jr. Memorial Hospital (HEARTH Unit)	Tala St. San Ramon, Dinalupihan, Bataan 2110	09295852241 / 09156008004
	RHU 1 Marilao Bulacan (Kanaryong Silungan)	2nd Floor, RHU 1, Northbound NLEX Road, Marilao, Bulacan	09256070888
	Meycauayan City Primary HIV Care Clinic	Peso St., St. Michael Homes, Pandayan, Meycauayan, Bulacan	09272324119 / 09232982649
9	Corazon C. Aquino Memorial Hospital	Basong Dipolog, Zamboanga del Norte	(065) 212-5555
NCR	Bernardo Social Hygiene Clinic	Ermin Garcia St., Brgy. Pinagkaisahan, Quezon City	09193635919
	Batasan Hills Super Health Center (Social Hygiene Clinic)	#1 IBP Road, Batasan Hills, Quezon City	09322959752 / 09232790558
	Klinika Batasan (Sundown Clinic)	#1 IBP Road, Batasan Hills, Quezon City	09366573531 / 09228012958
	Mandaluyong Social Hygiene Clinic	20 M. Lerma St. cor. Vicencio St, Mandaluyong City	(02) 546-7799
	Muntinlupa Reproductive Health and Wellness Center	2nd Floor, Putatan Health Center, National Rd, Putatan, Muntinlupa City	(02) 834-5997
	Project 7 Social Hygiene Clinic	39 Bansalangan St., Veterans Village, Project 7, Quezon City	09204227596 / 09998415060
	Taguig Social Hygiene Clinic	3/F Goldilocks Bldg., Gen. Luna St., Taguig City	(02) 642-1262 / 09267542917
	Valenzuela Social Hygiene Clinic	Valenzuela City Hall, Poblacion II, Malinta, Valenzuela City	(02) 352-6000 loc. 6046