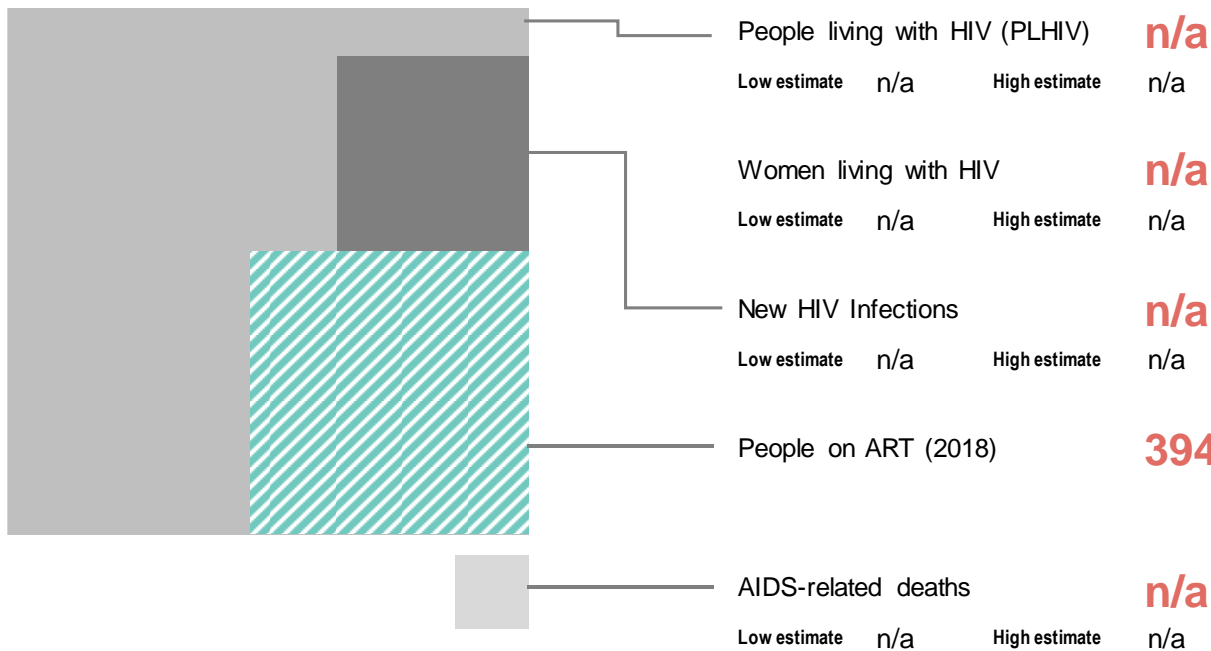
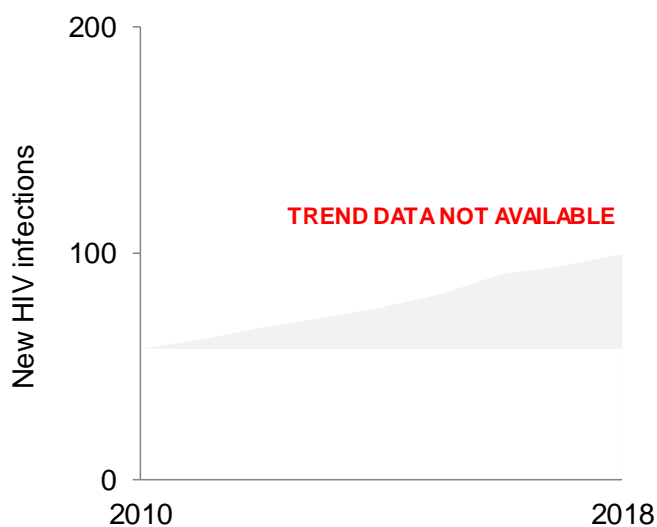


# FIJI




Source: Global AIDS Monitoring 2019 and UNAIDS 2019 Estimates

## New HIV infections trend



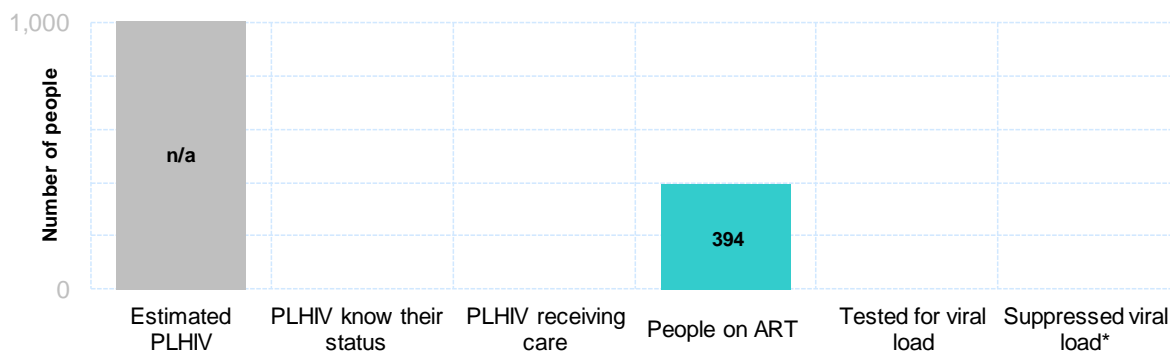
Source: UNAIDS 2019 HIV Estimates

## HIV prevalence (%)



Source: Serological surveys and Global AIDS Response Progress Reporting

## Treatment cascade, 2018

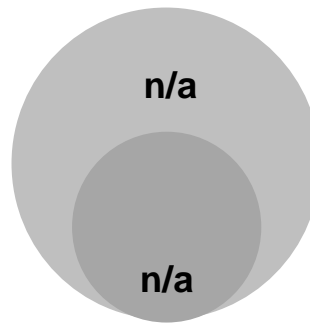


\* Number of people on ART who received a viral load test in the past year and have viral load of <1000 copies/ml

Source: Global AIDS Monitoring 2019 and UNAIDS 2019 Estimates

# Prevention of mother-to-child transmission (PMTCT), 2018

- Estimated pregnant women living with HIV
- Pregnant women living with HIV who received ARVs for PMTCT



Source: Global AIDS Monitoring 2019 and UNAIDS 2019 Estimates

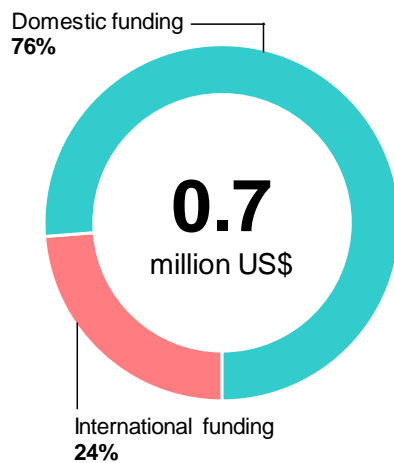
## Behaviour and response



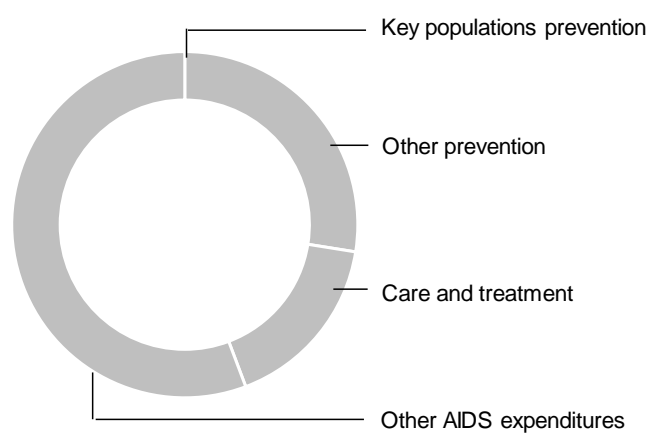
Source: Global AIDS Monitoring Reporting

## AIDS financing, 2016

### AIDS spending by financing source



### AIDS spending by service category



Source: Global AIDS Response Progress Reporting

## Stigma index

Percent of PLHIV respondents who avoided going to a local clinic when needed because of HIV status

n/a

## Punitive laws

Criminalization of same-sex sexual activities

Compulsory detention centres for people who use drugs

Criminalization of sex work

Criminalization of HIV transmission or exposure

HIV-related restrictions on entry, stay and residence

NO

NO

YES

NO

NO