

2017

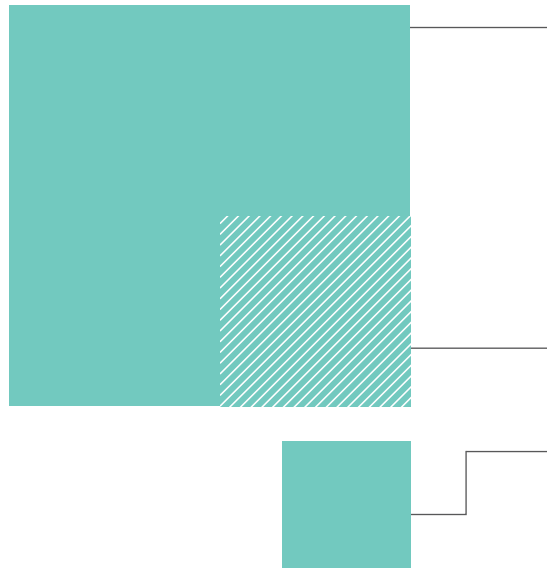
**FIJI**

**COUNTRY SNAPSHOT**



SNAPSHOT 2017

# Fiji



People living with HIV (PLHIV) **<1 000**

Low estimate <1 000 High estimate 1 000

Women living with HIV **<500**

Low estimate <200 High estimate <500

New HIV infections **...**

Low estimate ... High estimate ...


People on ART (2016) **225**

AIDS-related deaths **<100**

Low estimate <100 High estimate <100

Source: Global AIDS Monitoring 2017 and UNAIDS 2017 HIV estimates

## New HIV infections trend

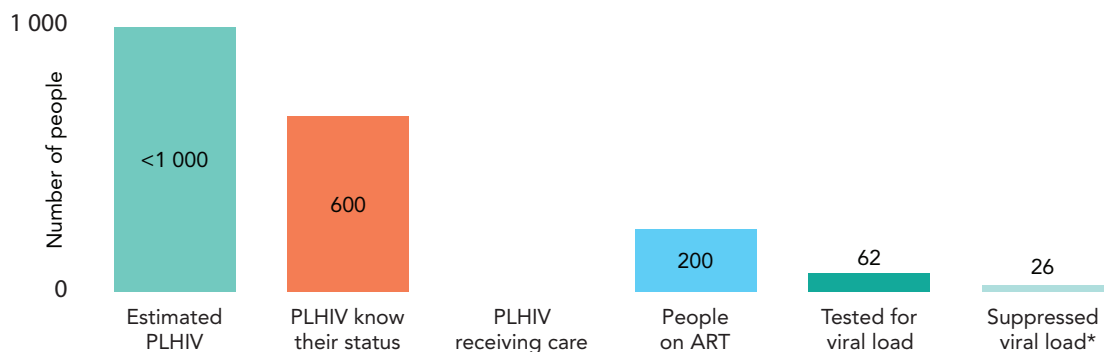


## HIV prevalence (%)

TRANSGENDER PEOPLE	National	...
	City	...
MEN WHO HAVE SEX WITH MEN (2012)	National	0.5
	City	...
PEOPLE WHO INJECT DRUGS	National	...
	City	...
FEMALE SEX WORKERS (2012)	National	0.0
	City	...

Source: Serological surveys and Global AIDS Monitoring 2017

## Treatment cascade, 2016



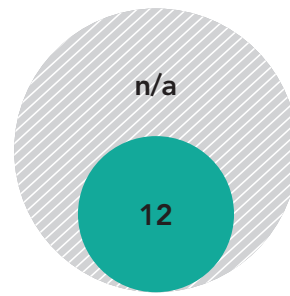
\* Number of people on ART who received a viral load test in the past year and have VL of <1000 copies/ml

Source: Global AIDS Monitoring 2017 and UNAIDS 2017 HIV estimates

## Prevention of mother-to-child transmission (PMTCT), 2016

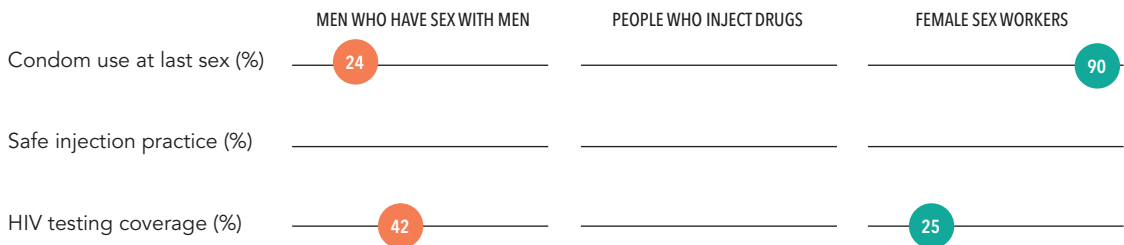
Estimated number of pregnant women living with HIV

Pregnant women who received ARVs for PMTCT



Source: Global AIDS Monitoring 2017 and UNAIDS 2017 HIV estimates

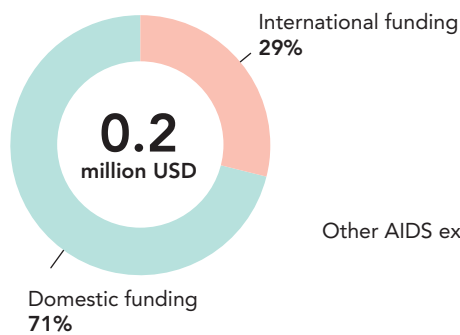
## Behaviour and response



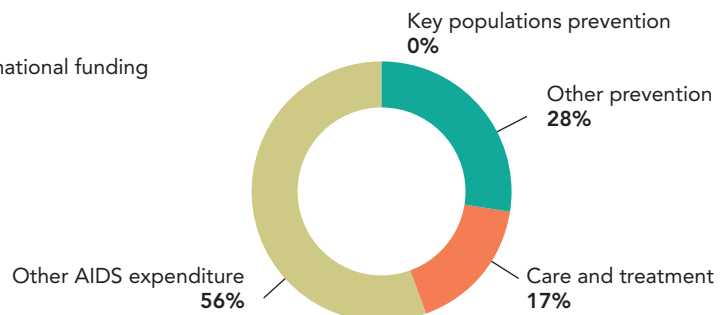
Source: Global AIDS Response Progress Reporting

## AIDS financing, 2014

### AIDS spending by financing source



### AIDS spending by service category



Source: Global AIDS Response Progress Reporting

## Stigma Index

Percent of PLHIV respondents who avoided going to a local clinic when needed because of HIV status

n/a

## Punitive laws

Criminalization of same-sex sexual activities

NO

Compulsory detention centres for people who use drugs

NO

Criminalization of sex work

YES

Criminalization of HIV transmission or exposure

NO

HIV-related restrictions on entry, stay and residence

NO