

SNAPSHOTS

HIV Epidemic in Asia and the Pacific

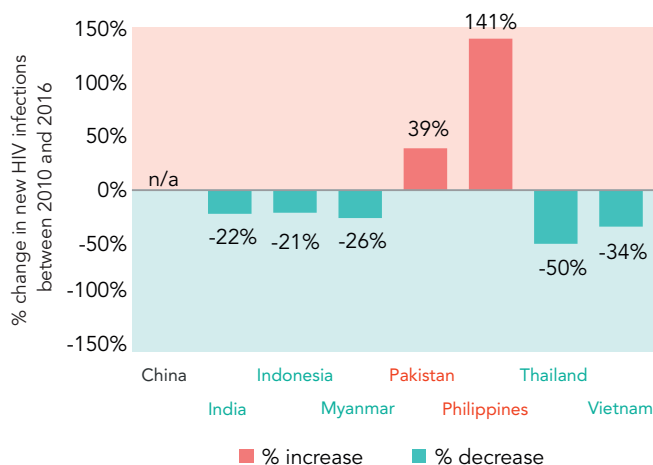


SNAPSHOT 2017

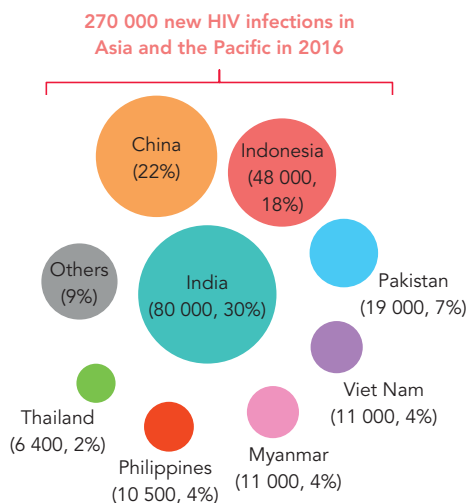
Asia and the Pacific



Percent change in new HIV infections between 2010 and 2016

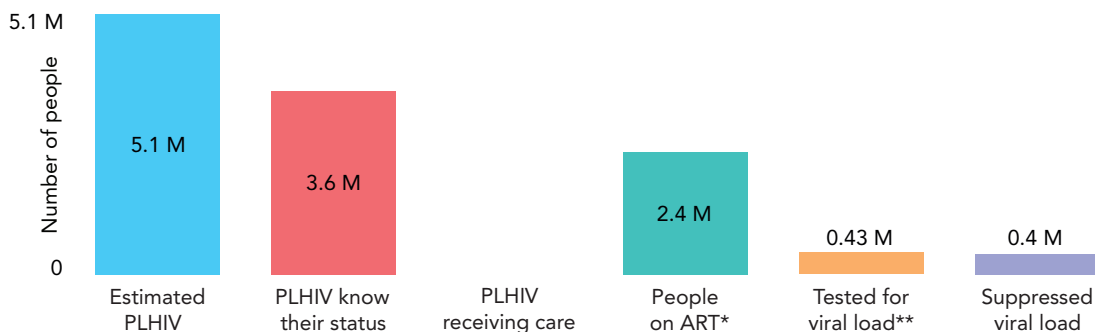


Distribution of new HIV infections by country, 2016



Source: UNAIDS 2017 HIV estimates

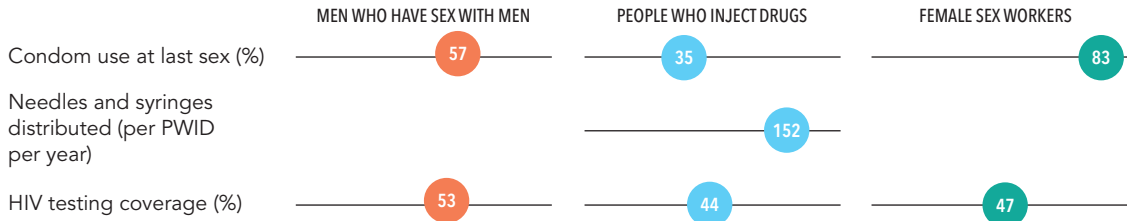
Treatment cascade, 2016



* 2.5 million people are on treatment as of June 2017

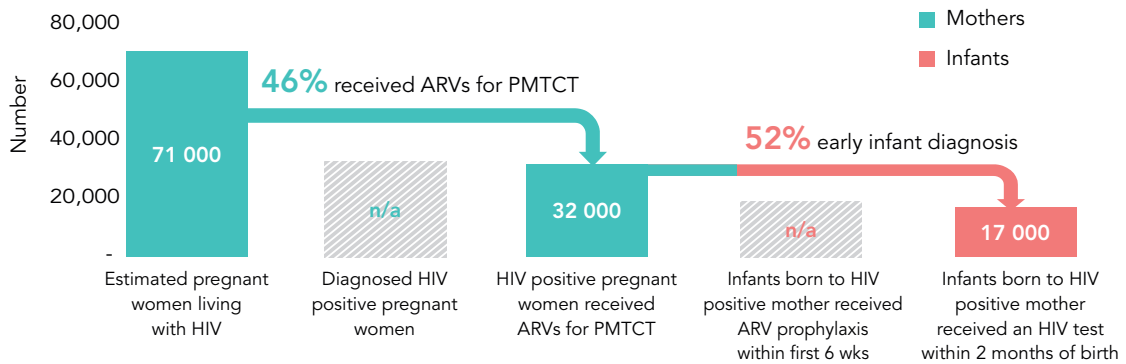
** China and India do not report viral load testing data in 2017 GAM reporting and Indonesia reported only 0.2% of people on ART tested for viral load in 2016. Estimated 52% of PLHIV who are on treatment in 18 reported countries had tested for viral load in the past 12 months.

Behaviour and response



Source: Global AIDS Monitoring 2017

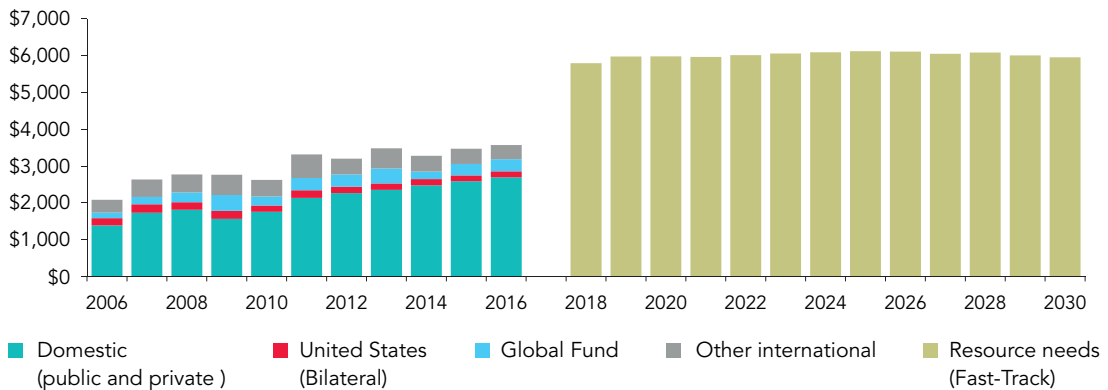
Service cascade of prevention of mother-to-child transmission of HIV in Asia and the Pacific, 2016



Note: PMTCT testing and coverage of infant ARV prophylaxis are not captured in GAM 2017 reporting

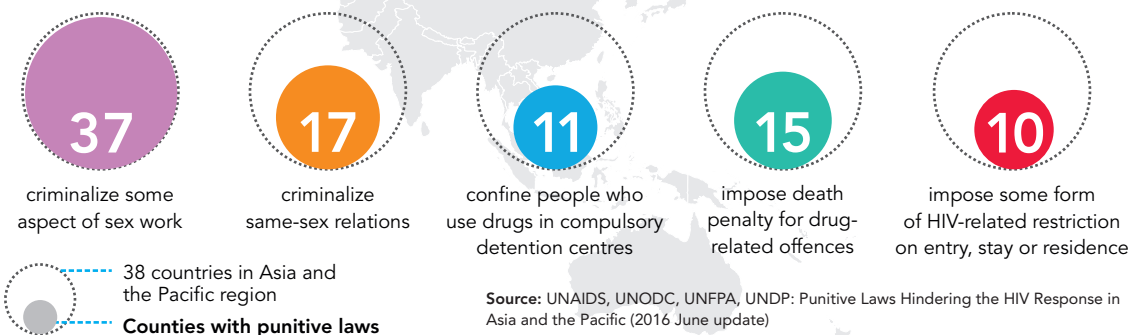
Source: Global AIDS Monitoring 2017 Reporting and UNAIDS 2017 HIV Estimates

Resource Availability and Fast-Track Resource Needs in Asia and the Pacific



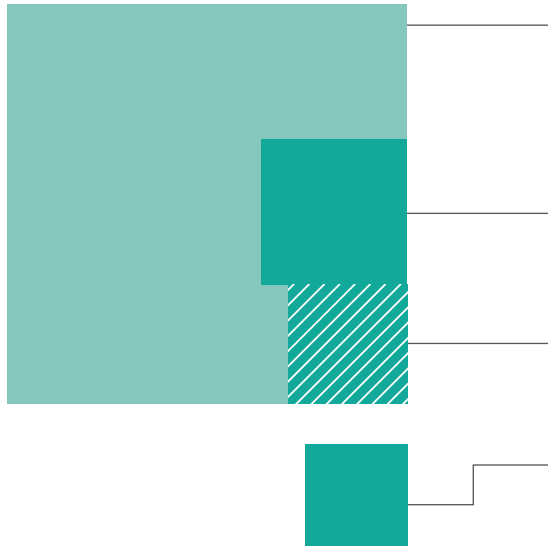
Source: Global AIDS Monitoring 2017 and UNAIDS estimates on HIV resource availability

Legal barriers to the HIV response remain in 38 UN Member States in Asia and the Pacific



Source: UNAIDS, UNODC, UNFPA, UNDP: Punitive Laws Hindering the HIV Response in Asia and the Pacific (2016 June update)

Afghanistan



People living with HIV (PLHIV) **7 500**

Low estimate 3 900 High estimate 19 000

Women living with HIV **2 100**

Low estimate 1 100 High estimate 5300

New HIV infections **<1000**

Low estimate <500 High estimate 3 000

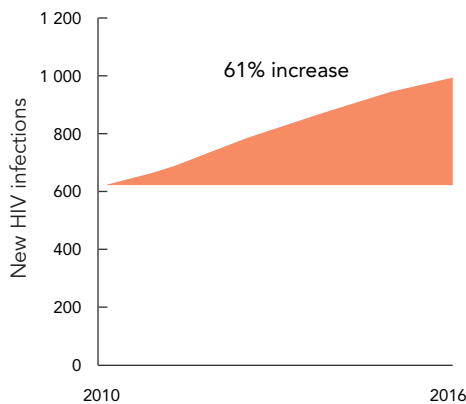
People on ART (June 2017) **664**

AIDS-related deaths **<500**

Low estimate <200 High estimate <1000

Source: Global AIDS Monitoring 2017 and UNAIDS 2017 HIV estimates

New HIV infections trend



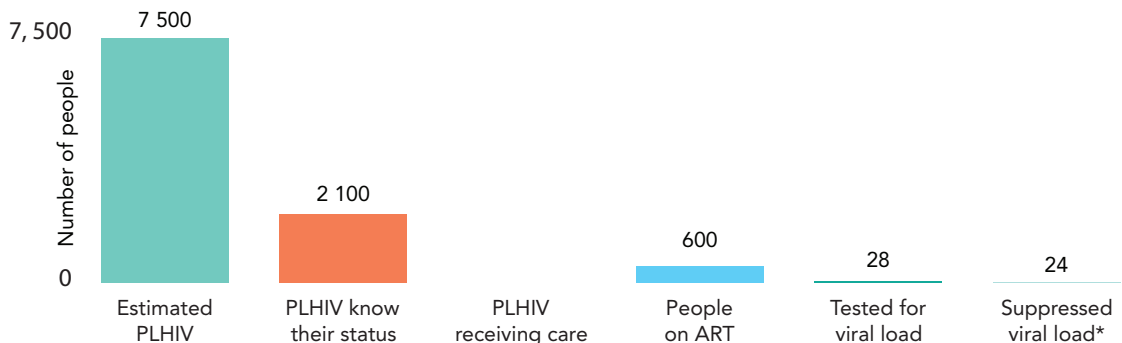
Source: UNAIDS 2017 HIV estimates

HIV prevalence (%)

TRANSGENDER PEOPLE	National	n.a.
	City/state	n.a.
MEN WHO HAVE SEX WITH MEN (2012)	National	0.5
	Kabul	0.5
PEOPLE WHO INJECT DRUGS (2012)	National	4.4
	Herat	15.7
FEMALE SEX WORKERS (2012)	National	0.3
	Herat	0.9

Sources: Integrated Biological and Behavioural Survey 2012

Treatment cascade, 2016

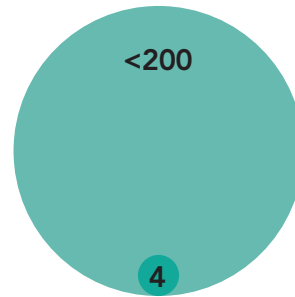


*Number of people on ART who received a viral load test in the past year and have VL of <1000 copies/ml

Source: Global AIDS Monitoring 2017 and UNAIDS 2017 HIV estimates

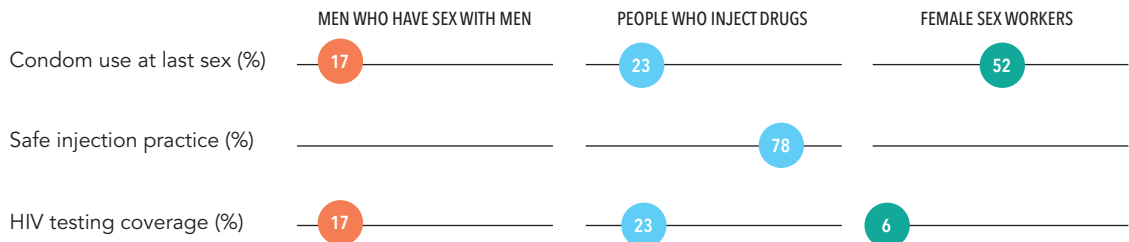
Prevention of mother-to-child transmission (PMTCT), 2016

- Estimated number of pregnant women living with HIV
- Pregnant women who received ARVs for PMTCT



Source: Global AIDS Monitoring 2017 and UNAIDS 2017 HIV estimates

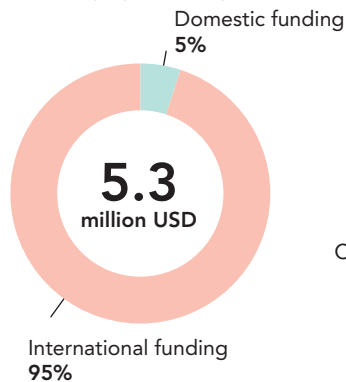
Behaviour and response



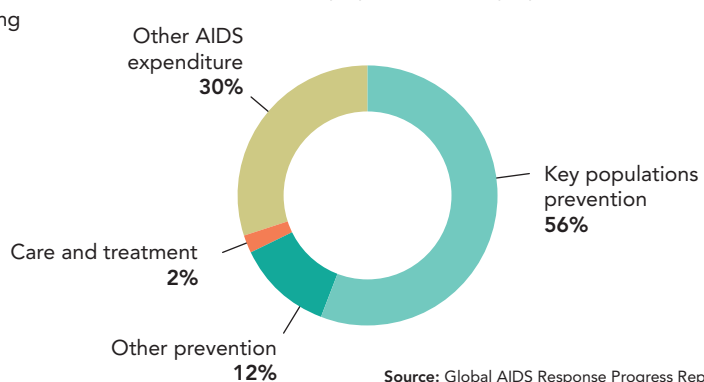
Source: Global AIDS Response Progress Reporting 2015

AIDS financing, 2013

AIDS spending by financing source



AIDS spending by service category



Source: Global AIDS Response Progress Reporting

Stigma Index

Percent of PLHIV respondents who avoided going to a local clinic when needed because of HIV status

n.a.

Punitive laws

Criminalization of same-sex sexual activities

YES

Compulsory detention centres for people who use drugs

NO

Criminalization of sex work

YES

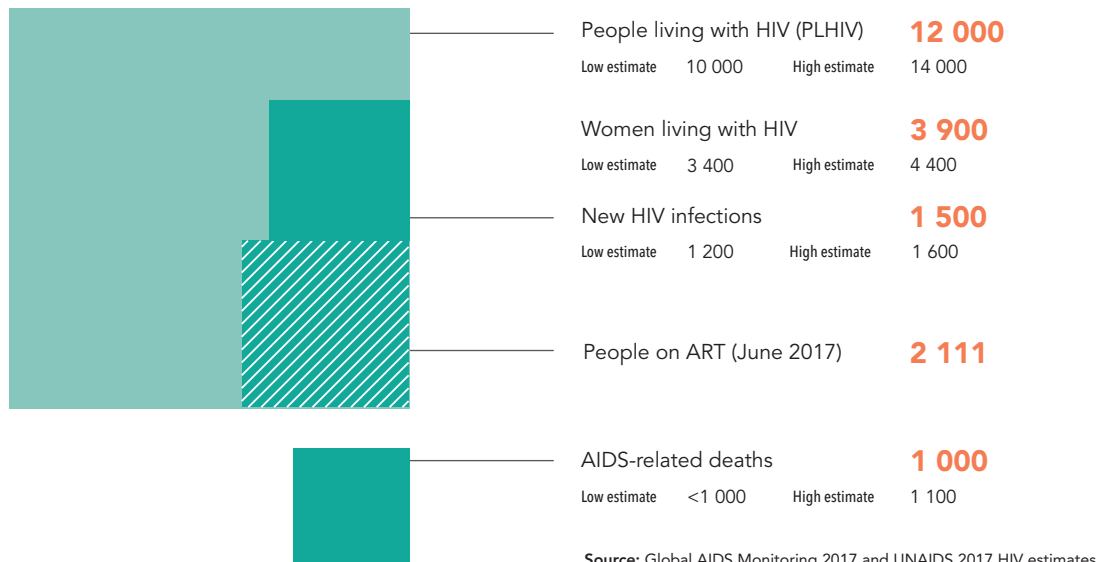
Criminalization of HIV transmission or exposure

YES

HIV-related restrictions on entry, stay and residence

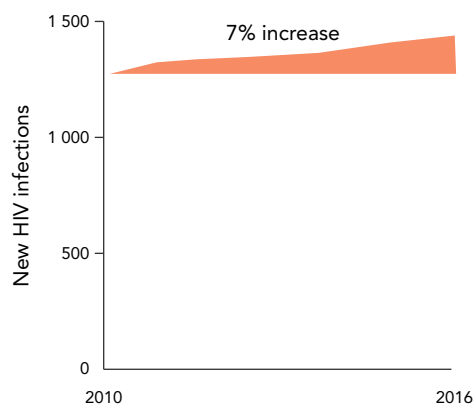
NO

Bangladesh



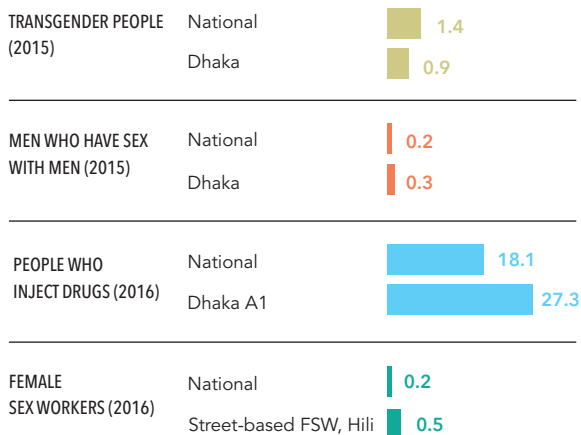
Source: Global AIDS Monitoring 2017 and UNAIDS 2017 HIV estimates

New HIV infections trend



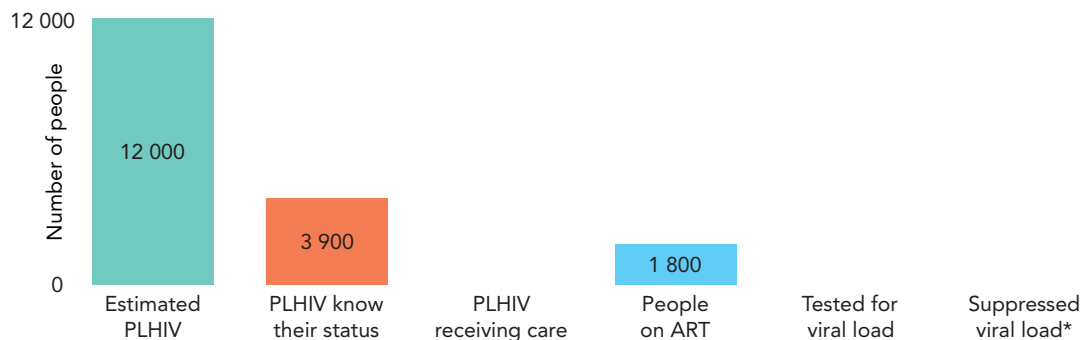
Source: UNAIDS 2017 HIV estimates

HIV prevalence (%)



Source: Serological surveys and Global AIDS Monitoring 2017

Treatment cascade, 2016




* Number of people on ART who received a viral load test in the past year and have VL of <1000 copies/ml

Source: Global AIDS Monitoring 2017 and UNAIDS 2017 HIV estimates

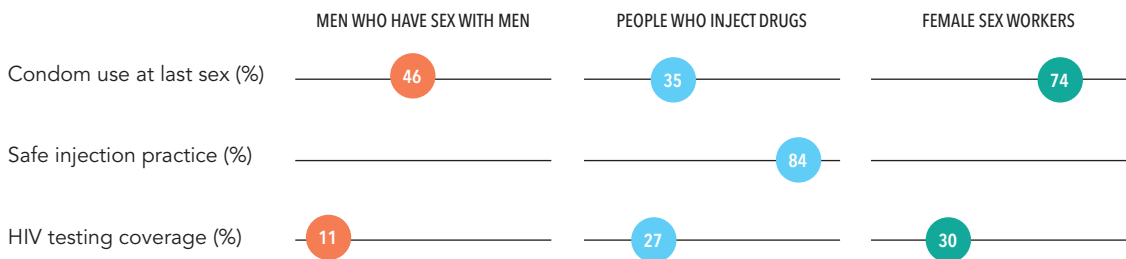
Prevention of mother-to-child transmission (PMTCT), 2016

- Estimated number of pregnant women living with HIV
- Pregnant women who received ARVs for PMTCT



Source: Global AIDS Monitoring 2017 and UNAIDS 2017 HIV estimates

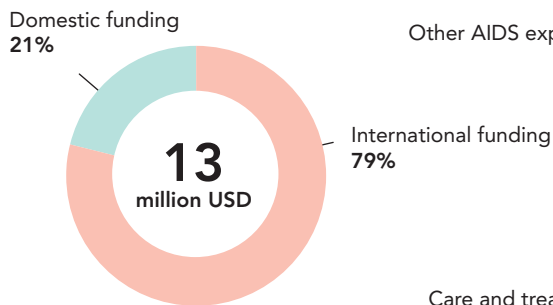
Behaviour and response



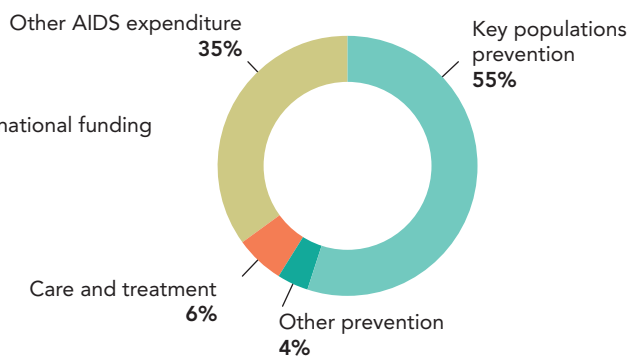
Source: Global AIDS Response Progress Reporting 2016

AIDS financing, 2015

AIDS spending by financing source



AIDS spending by service category



Source: Global AIDS Response Progress Reporting

Stigma Index

Percent of PLHIV respondents who avoided going to a local clinic when needed because of HIV status

n/a

Punitive laws

Criminalization of same-sex sexual activities

YES

Compulsory detention centres for people who use drugs

NO

Criminalization of sex work

YES


Criminalization of HIV transmission or exposure

NO

HIV-related restrictions on entry, stay and residence

NO

Cambodia



People living with HIV (PLHIV) **71 000**

Low estimate 62 000 High estimate 82 000

Women living with HIV **35 000**

Low estimate 31 000 High estimate 41 000

New HIV infections **<1000**

Low estimate <1000 High estimate <1000

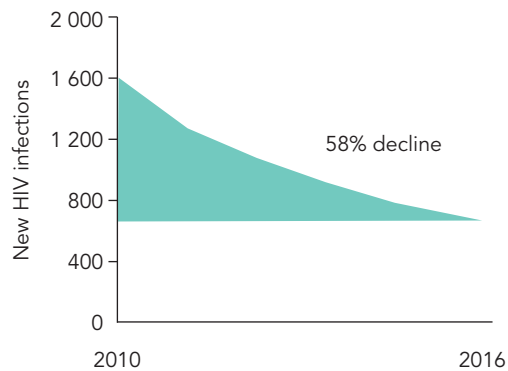
People on ART (June 2017) **57 797**

AIDS-related deaths **1 800**

Low estimate 1 300 High estimate 2 900

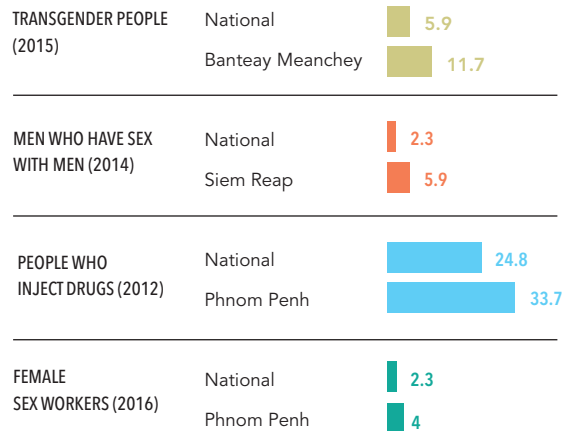
Source: Global AIDS Monitoring 2017 and UNAIDS 2017 HIV estimates

New HIV infections trend



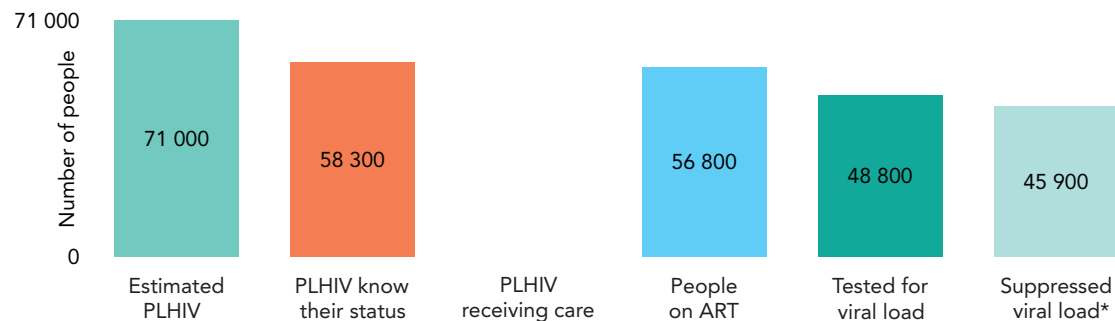
Source: UNAIDS 2017 HIV estimates

HIV prevalence (%)



Sources: Serological surveys and Global AIDS Monitoring 2017

Treatment cascade, 2016

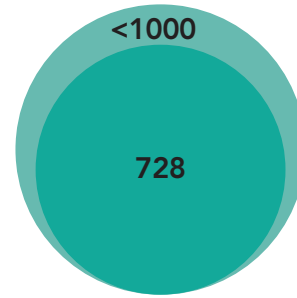


* Number of people on ART who received a viral load test in the past year and have VL of <1000 copies/ml

Source: Global AIDS Monitoring 2017 and UNAIDS 2017 HIV estimates

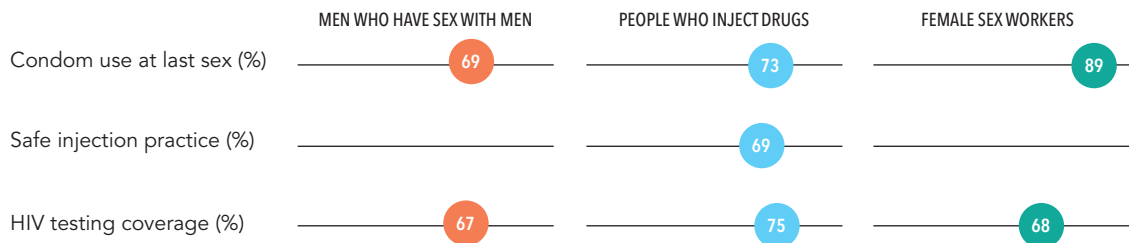
Prevention of mother-to-child transmission (PMTCT), 2016

- Estimated number of pregnant women living with HIV
- Pregnant women who received ARVs for PMTCT



Source: Global AIDS Monitoring 2017 and UNAIDS 2017 HIV estimates

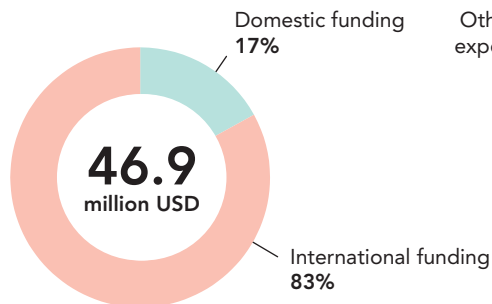
Behaviour and response



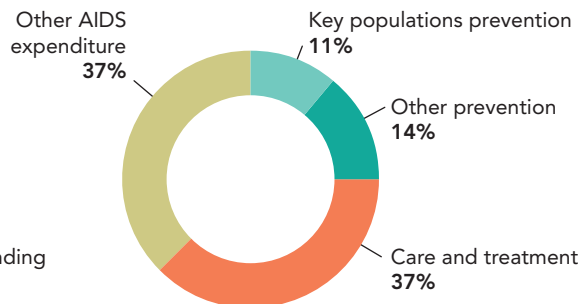
Source: Global AIDS Monitoring 2017

AIDS financing, 2015

AIDS spending by financing source



AIDS spending by service category



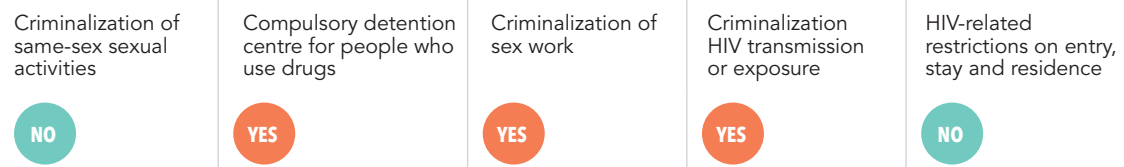
Source: NASA 2014-15

Stigma Index


Percent of PLHIV respondents who avoided going to a local clinic when needed because of HIV status

n/a

Punitive laws



China



People living with HIV (PLHIV) ...

Low estimate ... High estimate ...

Women living with HIV ...

Low estimate ... High estimate ...

New HIV infections ...

Low estimate ... High estimate ...


People on ART (June 2017) **542 349**

AIDS-related deaths ...

Low estimate ... High estimate ...

Source: Global AIDS Monitoring 2017 and UNAIDS 2017 HIV estimates

New HIV infections trend

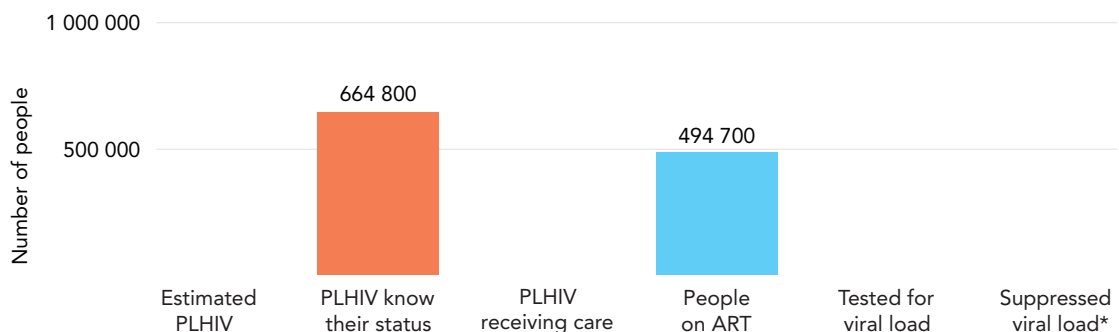


HIV prevalence (%)

TRANSGENDER PEOPLE	National	...
	City	...
MEN WHO HAVE SEX WITH MEN (2016, 2013)	National	7.8
	Taiyuan city	18.9
PEOPLE WHO INJECT DRUGS (2015, 2012)	National	5.9
	Ruilu city	18.3
FEMALE SEX WORKERS (2016, 2012)	National	0.2
	Yunnan province	1.8

Sources: Serological surveys and Global AIDS Monitoring 2017

Treatment cascade, 2016

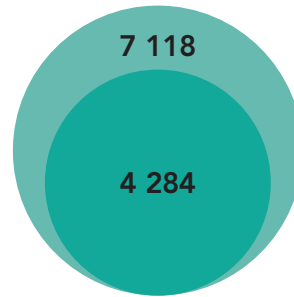


* Number of people on ART who received a viral load test in the past year and have VL of <1000 copies/ml

Source: Global AIDS Monitoring 2017 and UNAIDS 2017 HIV estimates

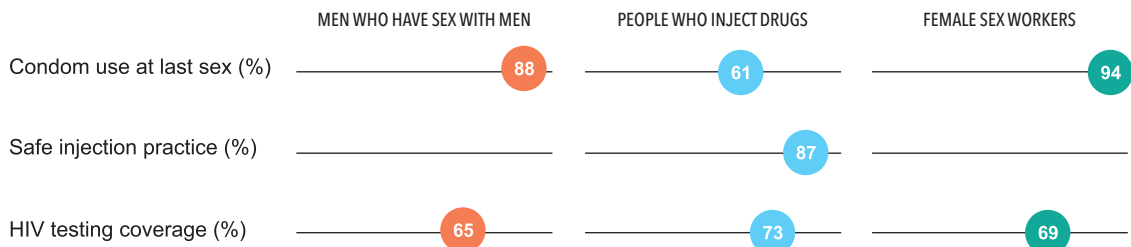
Prevention of mother-to-child transmission (PMTCT), 2016

- Diagnosed HIV positive pregnant women
- Pregnant women who received ARVs for PMTCT



Source: China National Center of Mother and Child and Global AIDS Monitoring 2017

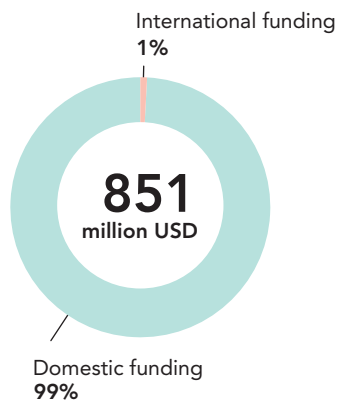
Behaviour and response



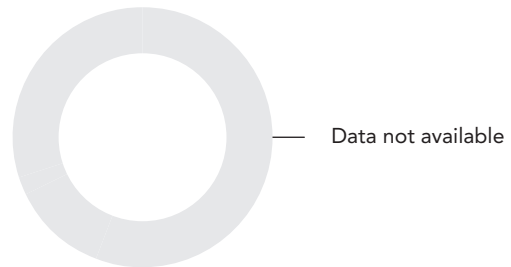
Source: Global AIDS Response Progress Reporting 2016

AIDS financing, 2015

AIDS spending by financing source



AIDS spending by service category



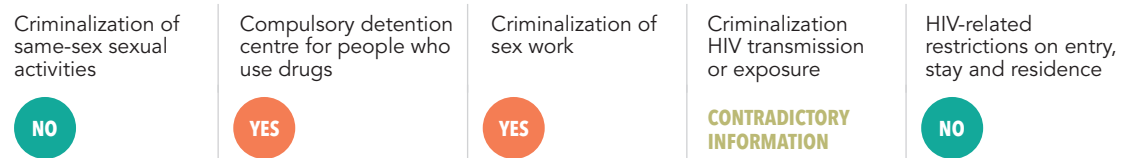
Source: Global AIDS Response Progress Reporting

Stigma Index

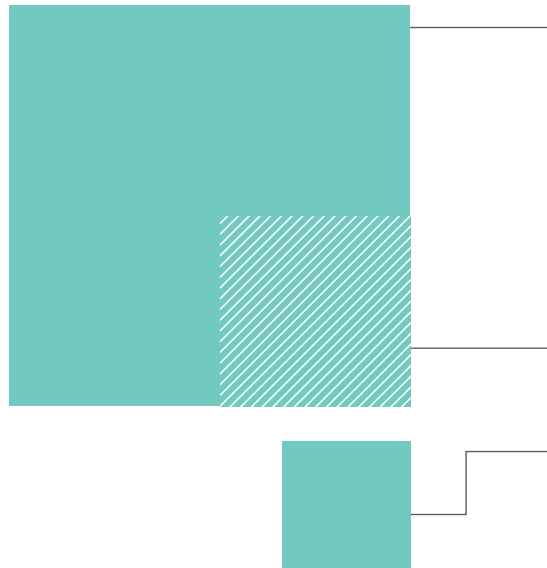
Percent of PLHIV respondents who avoided going to a local clinic when needed because of HIV status

n/a

Punitive laws



Fiji



People living with HIV (PLHIV) **<1 000**

Low estimate <1 000 High estimate 1 000

Women living with HIV **<500**

Low estimate <200 High estimate <500

New HIV infections **...**

Low estimate ... High estimate ...


People on ART (2016) **225**

AIDS-related deaths **<100**

Low estimate <100 High estimate <100

Source: Global AIDS Monitoring 2017 and UNAIDS 2017 HIV estimates

New HIV infections trend

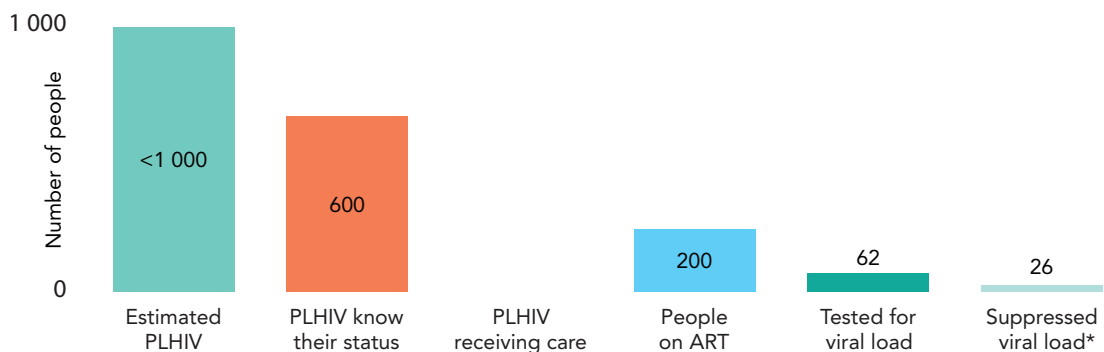


HIV prevalence (%)

TRANSGENDER PEOPLE	National	...
	City	...
MEN WHO HAVE SEX WITH MEN (2012)	National	0.5
	City	...
PEOPLE WHO INJECT DRUGS	National	...
	City	...
FEMALE SEX WORKERS (2012)	National	0.0
	City	...

Source: Serological surveys and Global AIDS Monitoring 2017

Treatment cascade, 2016



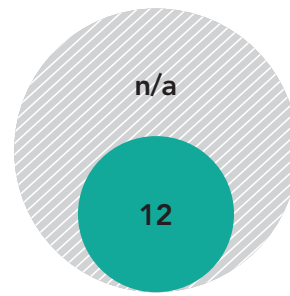
* Number of people on ART who received a viral load test in the past year and have VL of <1000 copies/ml

Source: Global AIDS Monitoring 2017 and UNAIDS 2017 HIV estimates

Prevention of mother-to-child transmission (PMTCT), 2016

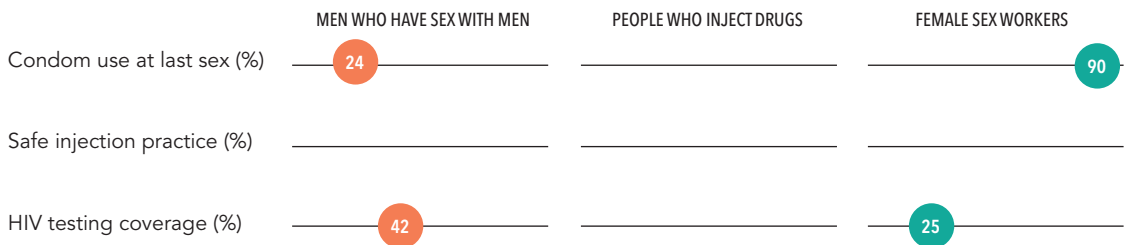
Estimated number of pregnant women living with HIV

Pregnant women who received ARVs for PMTCT



Source: Global AIDS Monitoring 2017 and UNAIDS 2017 HIV estimates

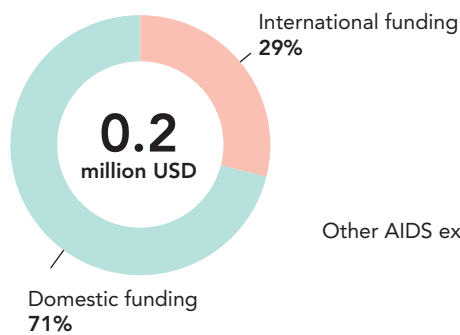
Behaviour and response



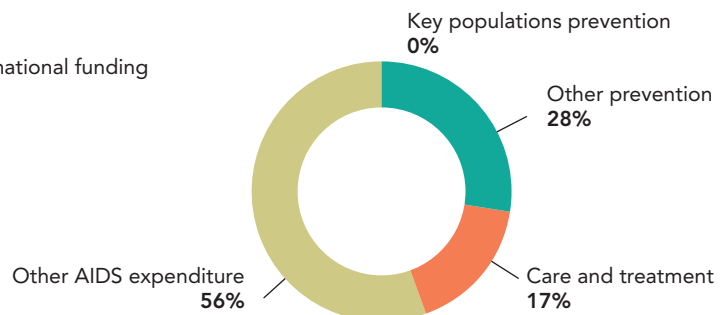
Source: Global AIDS Response Progress Reporting

AIDS financing, 2014

AIDS spending by financing source



AIDS spending by service category



Source: Global AIDS Response Progress Reporting

Stigma Index

Percent of PLHIV respondents who avoided going to a local clinic when needed because of HIV status

n/a

Punitive laws

Criminalization of same-sex sexual activities

NO

Compulsory detention centres for people who use drugs

NO

Criminalization of sex work

YES

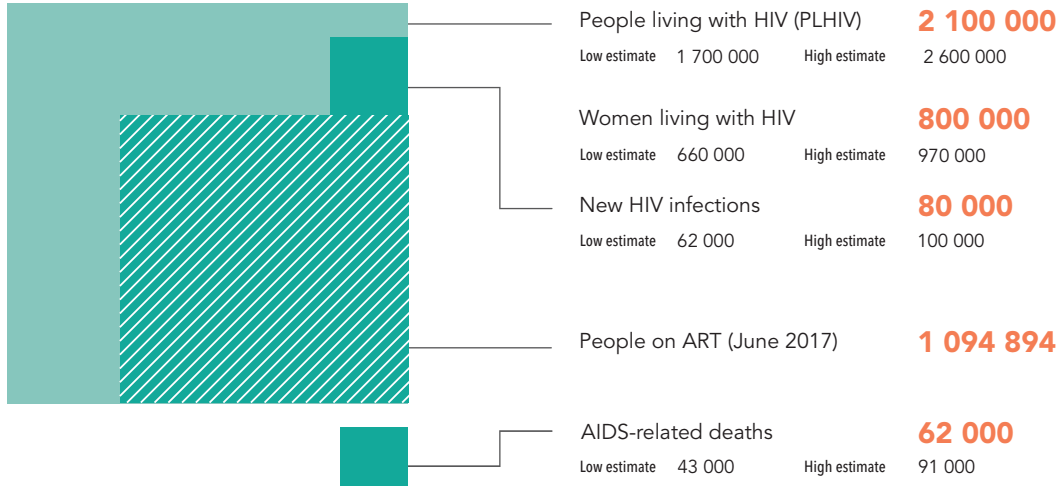
Criminalization of HIV transmission or exposure

NO

HIV-related restrictions on entry, stay and residence

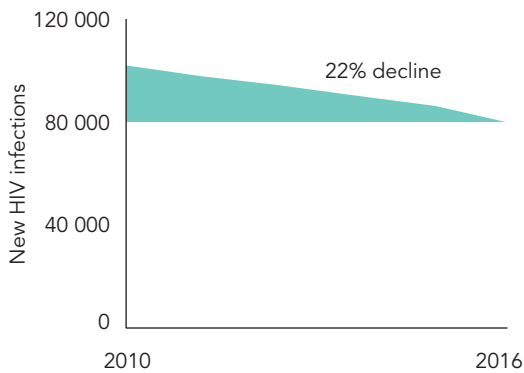
NO

India



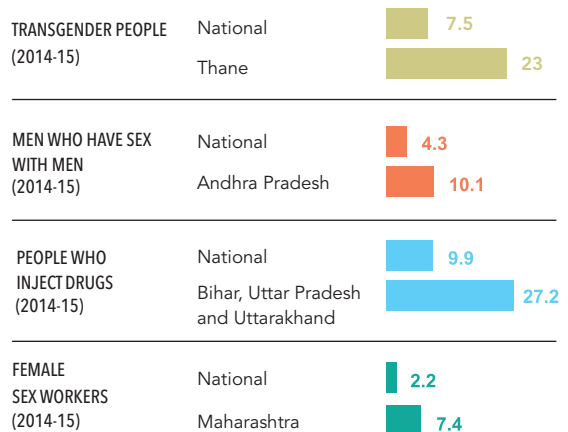
Source: Global AIDS Monitoring 2017 and UNAIDS 2017 HIV estimates

New HIV infections trend



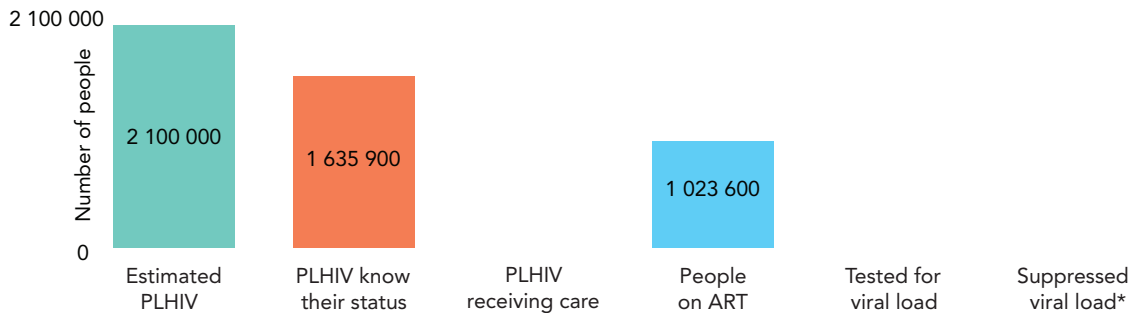
Source: UNAIDS 2017 HIV estimates

HIV prevalence (%)



Sources: Serological surveys and Global AIDS Monitoring 2017

Treatment cascade, 2016

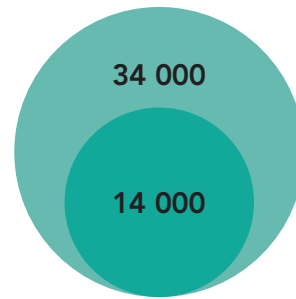


* Number of people on ART who received a viral load test in the past year and have VL of <1000 copies/ml

Source: Global AIDS Monitoring 2017 and UNAIDS 2017 HIV estimates

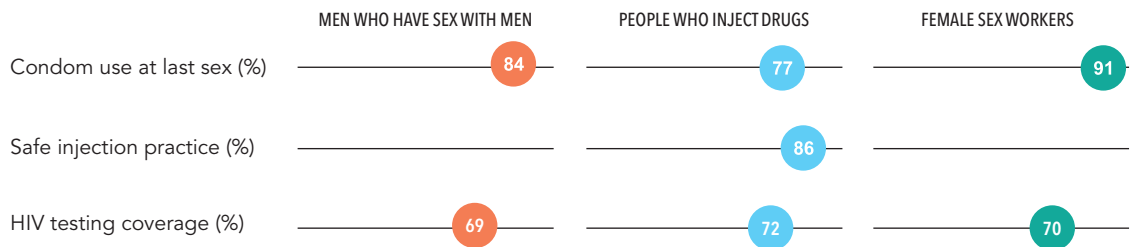
Prevention of mother-to-child transmission (PMTCT), 2016

- Estimated number of pregnant women living with HIV
- Pregnant women who received ARVs for PMTCT



Source: Global AIDS Monitoring 2017 and UNAIDS 2017 HIV estimates

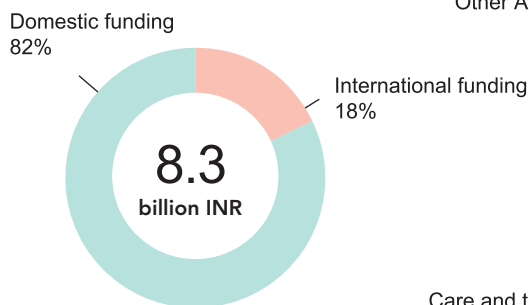
Behaviour and response



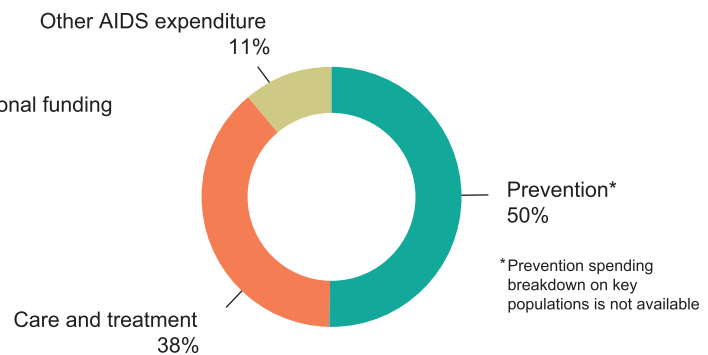
Source: Global AIDS Response Progress Reporting and Global AIDS Monitoring 2017

AIDS financing, 2015-2016

AIDS spending by financing source



AIDS spending by service category



Source: Global AIDS Response Progress Reporting 2016

Stigma Index

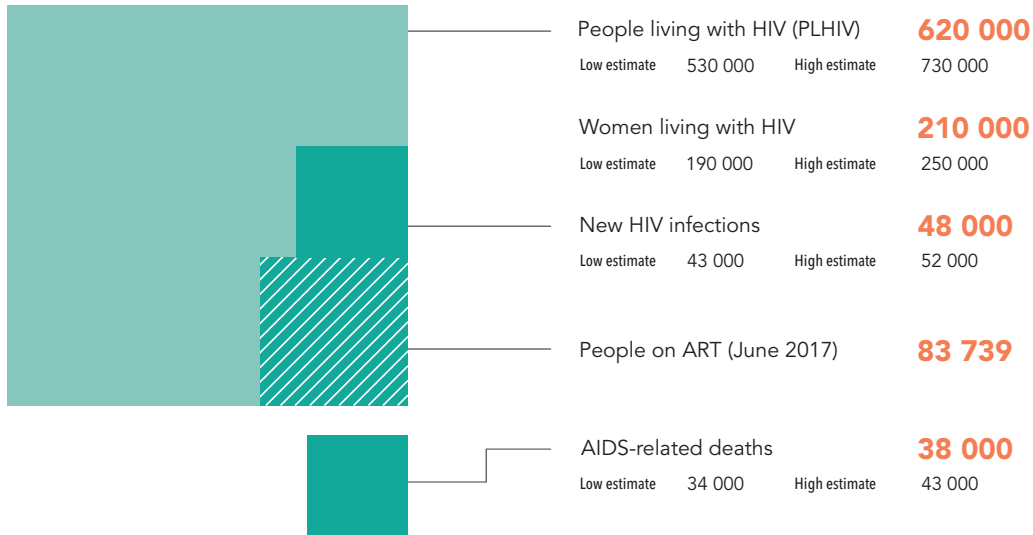
Percent of PLHIV respondents who avoided going to a local clinic when needed because of HIV status

n/a

Punitive laws

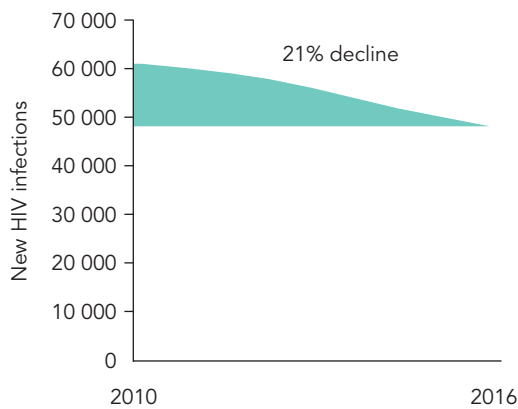
Criminalization of same-sex sexual activities	Compulsory detention centres for people who use drugs	Criminalization of sex work	Criminalization of HIV transmission or exposure	HIV-related restrictions on entry, stay and residence
YES	NO	YES	NO	NO

Indonesia



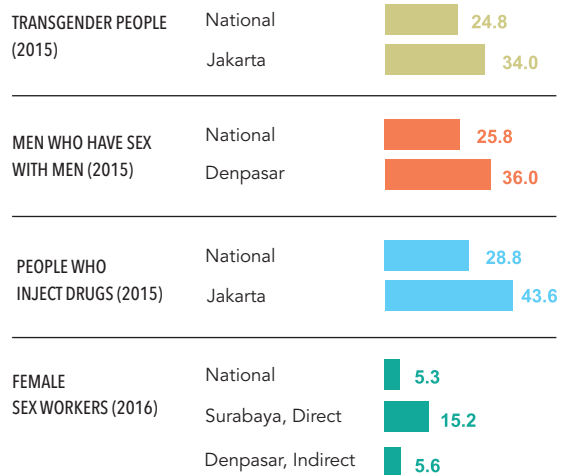
Source: Global AIDS Monitoring 2017 and UNAIDS 2017 HIV estimates

New HIV infections trend



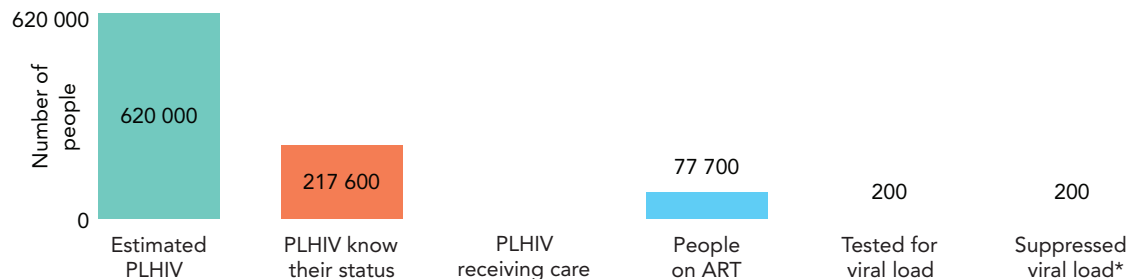
Sources: UNAIDS 2017 HIV estimates

HIV prevalence (%)



Sources: Serological surveys and Global AIDS Response Progress Reporting

Treatment cascade, 2016

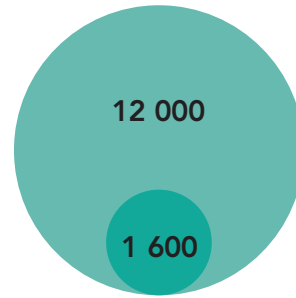


* Number of people on ART who received a viral load test in the past year and have VL of <1000 copies/ml

Source: Global AIDS Monitoring 2017 and UNAIDS 2017 HIV estimates

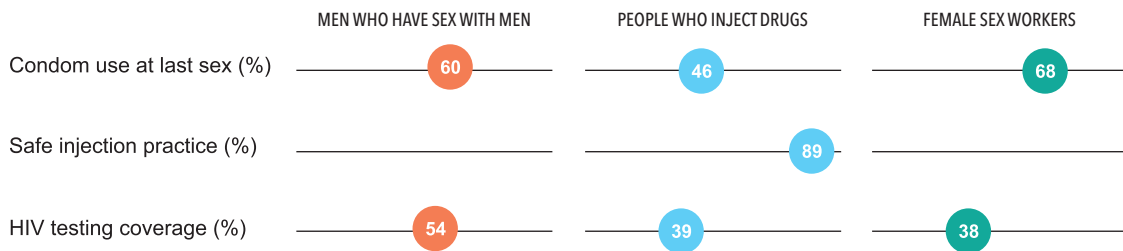
Prevention of mother-to-child transmission (PMTCT), 2016

- Estimated number of pregnant women living with HIV
- Pregnant women who received ARVs for PMTCT



Source: Global AIDS Monitoring 2017 and UNAIDS 2017 HIV estimates

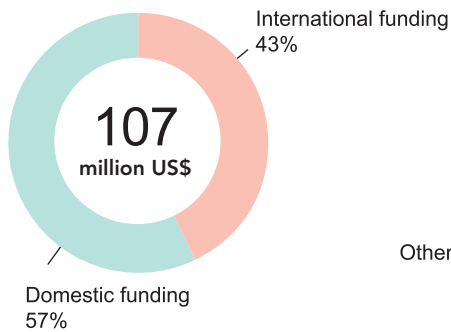
Behaviour and response



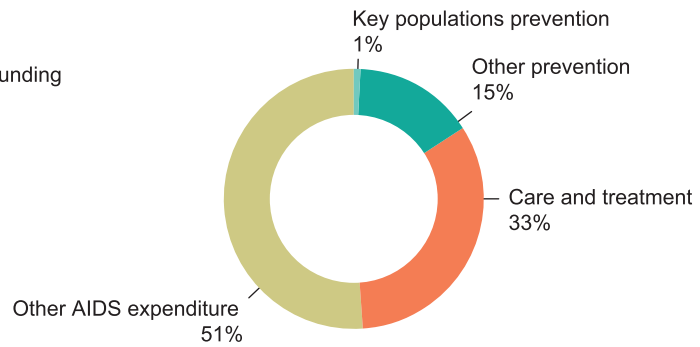
Source: Global AIDS Response Progress Reporting 2016

AIDS financing, 2014

AIDS spending by financing source



AIDS spending by service category



Source: Global AIDS Response Progress Reporting

Stigma Index

Percent of PLHIV respondents who avoided going to a local clinic when needed because of HIV status

n.a.

Punitive laws

Criminalization of same-sex sexual activities

NO, BUT EXCEPTIONS APPLY

Compulsory detention centres for people who use drugs

YES

Criminalization of sex work

NO, BUT EXCEPTIONS APPLY

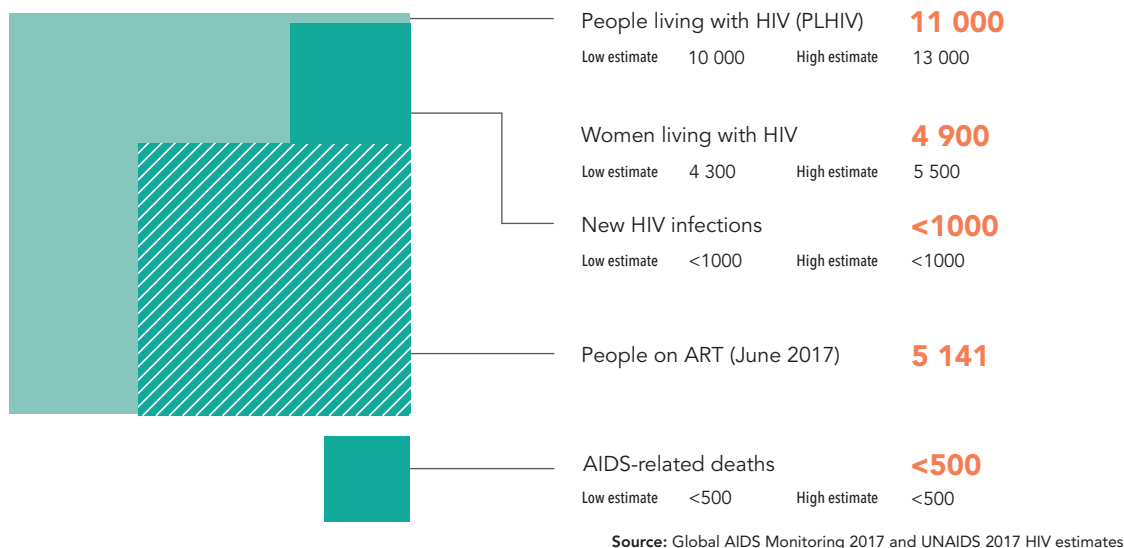
Criminalization of HIV transmission or exposure

NO

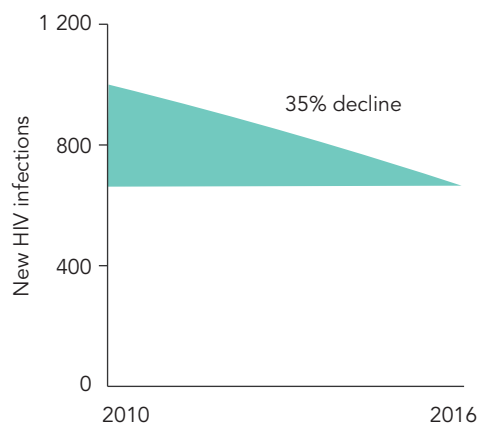
HIV-related restrictions on entry, stay and residence

NO

Lao People's Democratic Republic

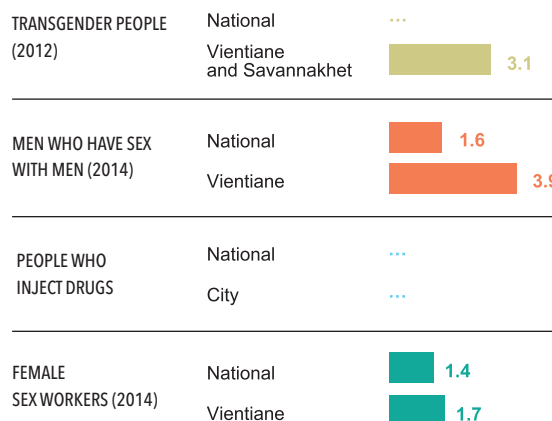


New HIV infections trend



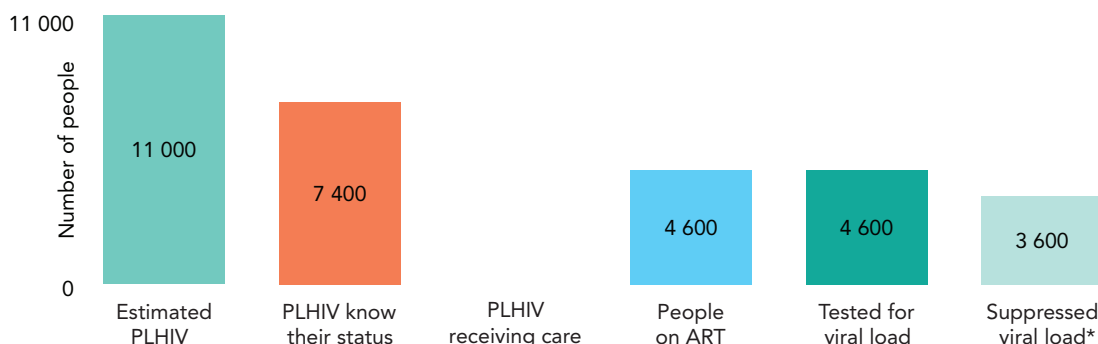
Source: UNAIDS 2017 HIV estimates

HIV prevalence (%)



Sources: Serological surveys and Global AIDS Response Progress Reporting

Treatment cascade, 2016

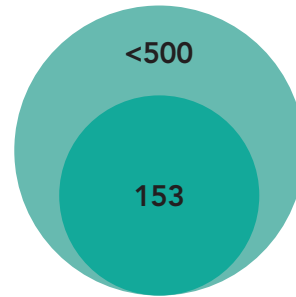


* Number of people on ART who received a viral load test in the past year and have VL of <1000 copies/ml

Source: Global AIDS Monitoring 2017 and UNAIDS 2017 HIV estimates

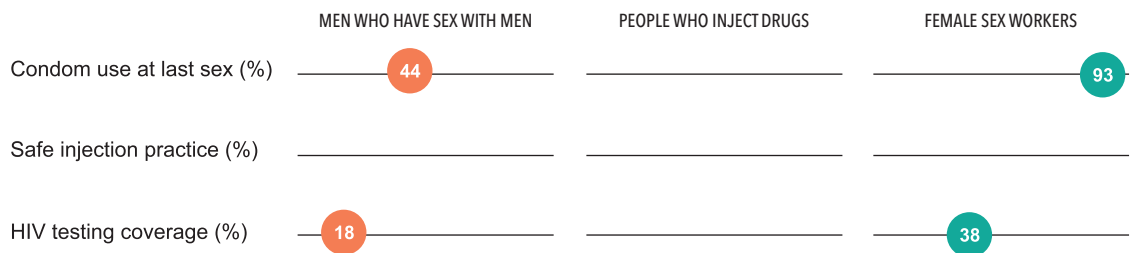
Prevention of mother-to-child transmission (PMTCT), 2016

- Estimated number of pregnant women living with HIV
- Pregnant women who received ARVs for PMTCT



Source: Global AIDS Monitoring 2017 and UNAIDS 2017 HIV estimates

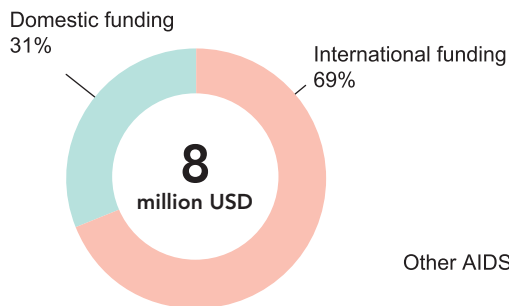
Behaviour and response



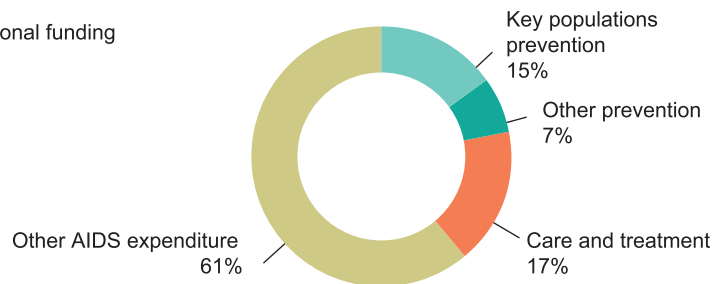
Source: Global AIDS Response Progress Reporting

AIDS financing, 2015

AIDS spending by financing source



AIDS spending by service category



Source: Global AIDS Response Progress Reporting

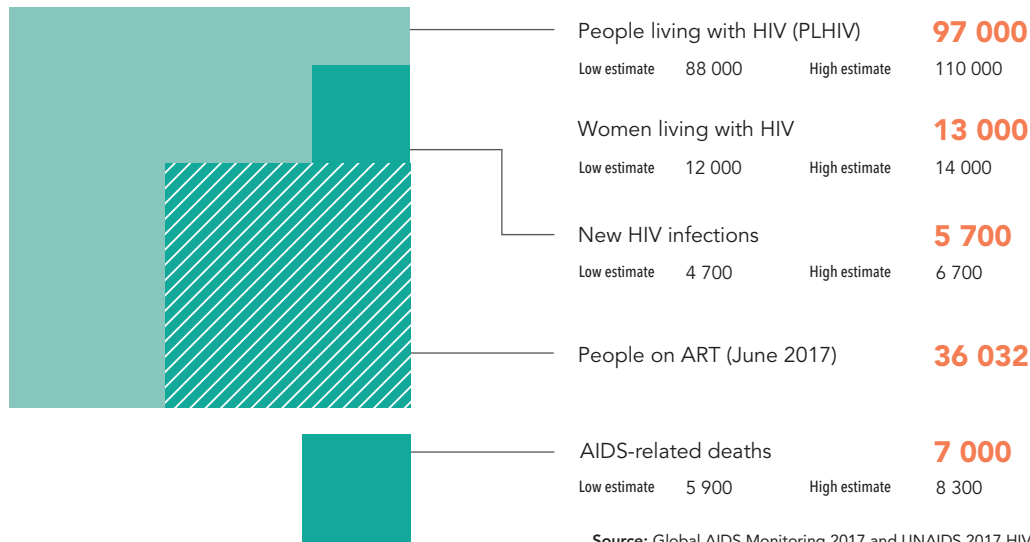
Stigma Index, 2012

Percent of PLHIV respondents who avoided going to a local clinic when needed because of HIV status **36%**

Punitive laws

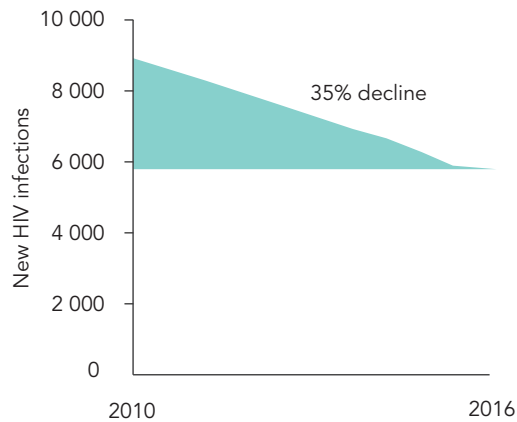
Criminalization of same-sex sexual activities	Compulsory detention centres for people who use drugs	Criminalization of sex work	Criminalization of HIV transmission or exposure	HIV-related restrictions on entry, stay and residence
NO	YES	YES	YES	NO

Malaysia



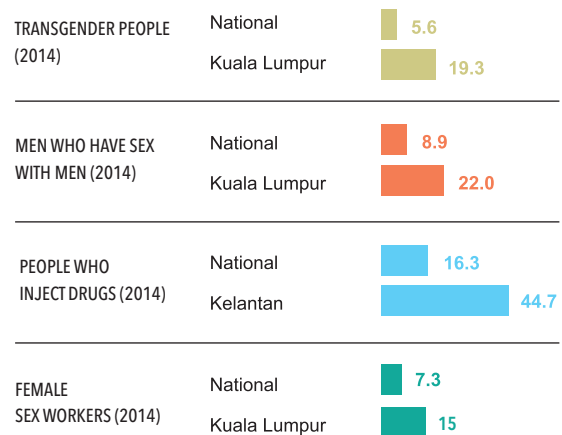
Source: Global AIDS Monitoring 2017 and UNAIDS 2017 HIV estimates

New HIV infections trend



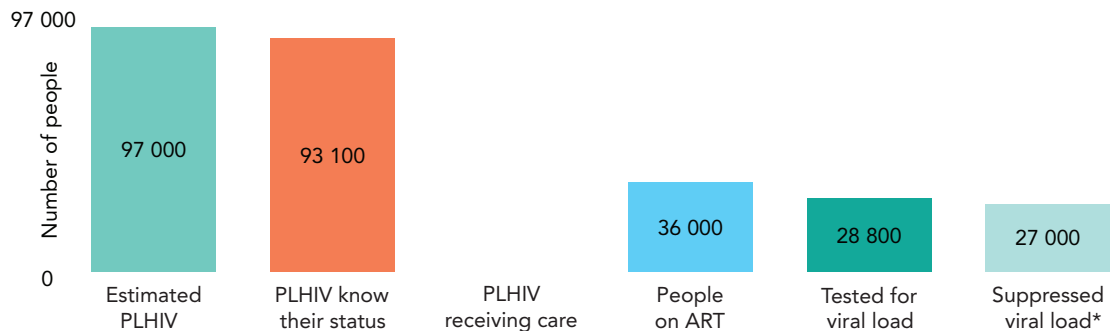
Source: UNAIDS 2017 HIV estimates

HIV prevalence (%)



Sources: Serological surveys and Global AIDS Monitoring 2017

Treatment cascade, 2016

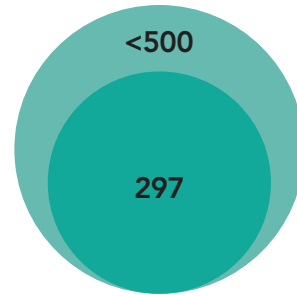


* Number of people on ART who received a viral load test in the past year and have VL of <1000 copies/ml

Source: Global AIDS Monitoring 2017 and UNAIDS 2017 HIV estimates

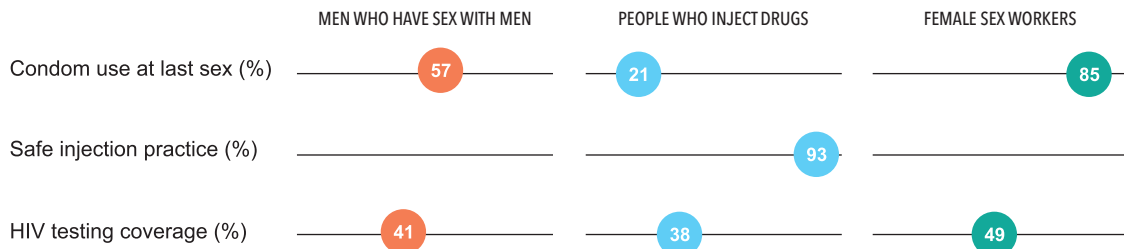
Prevention of mother-to-child transmission (PMTCT), 2016

- Estimated number of pregnant women living with HIV
- Pregnant women who received ARVs for PMTCT



Source: Global AIDS Monitoring 2017 and UNAIDS 2017 HIV estimates

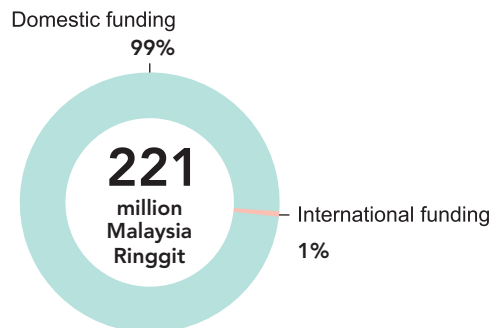
Behaviour and response



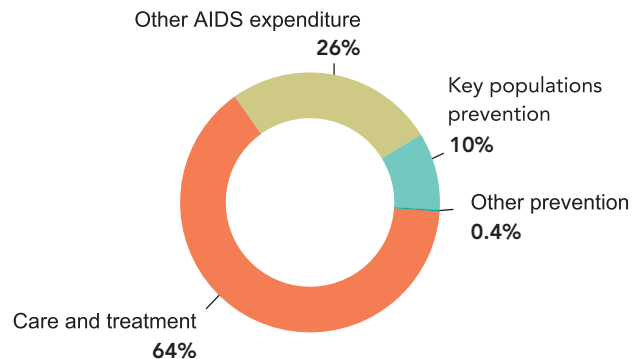
Source: Global AIDS Response Progress Reporting

AIDS financing, 2016

AIDS spending by financing source



AIDS spending by service category



Source: Global AIDS Monitoring 2017

Stigma Index

Percent of PLHIV respondents who avoided going to a local clinic when needed because of HIV status

n/a

Punitive laws

Criminalization of same-sex sexual activities

YES

Compulsory detention centres for people who use drugs

YES

Criminalization of sex work

YES

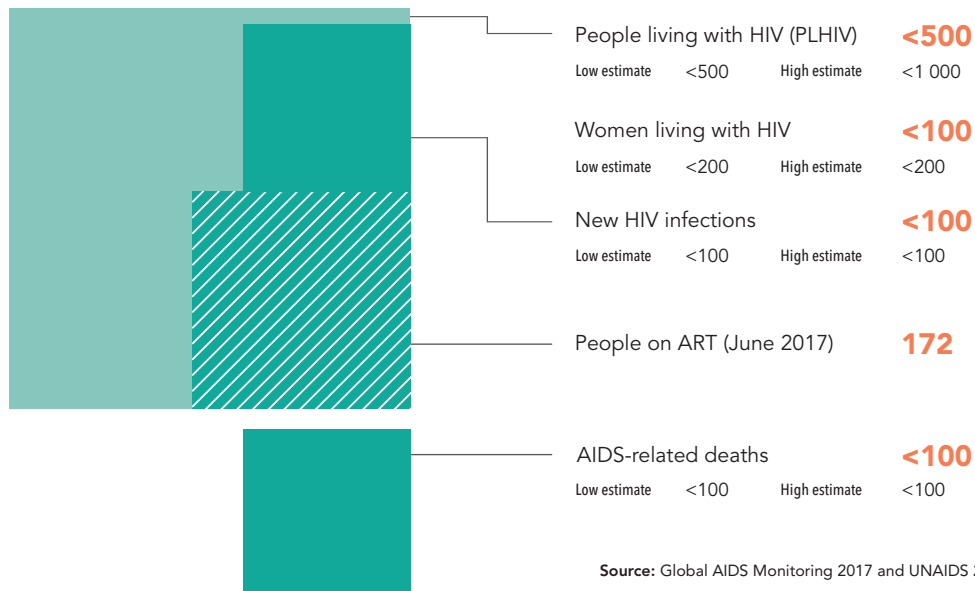
Criminalization of HIV transmission or exposure

NO

HIV-related restrictions on entry, stay and residence

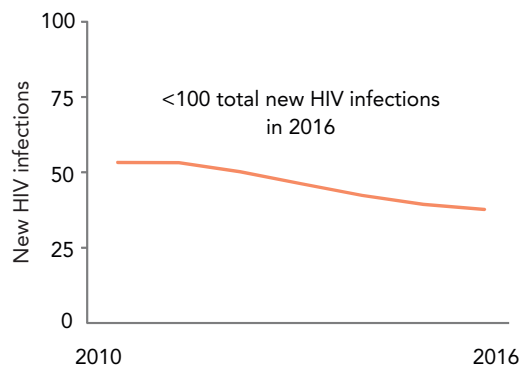
YES

Mongolia



Source: Global AIDS Monitoring 2017 and UNAIDS 2017 HIV estimates

New HIV infections trend



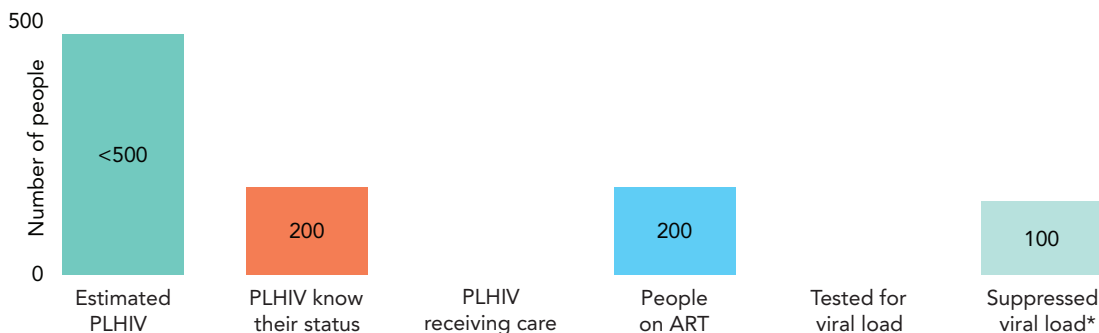
Sources: UNAIDS 2017 HIV estimates

HIV prevalence (%)

TRANSGENDER PEOPLE	National	...
	City	...
MEN WHO HAVE SEX WITH MEN (2014)	Three Cities	13.7
	Ulaanbaatar	13.9
PEOPLE WHO INJECT DRUGS	National	...
	City	...
FEMALE SEXWORKERS (2014)	National	0.0
	Ulaanbaatar	0.0

Sources: Serological surveys and Global AIDS Response Progress Reporting

Treatment cascade, 2016

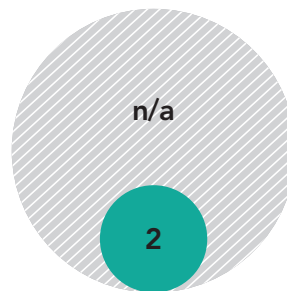


* Number of people on ART who received a viral load test in the past 12 months and have VL of <1000 copies/ml

Sources: Global AIDS Monitoring 2017 and UNAIDS 2017 HIV estimates

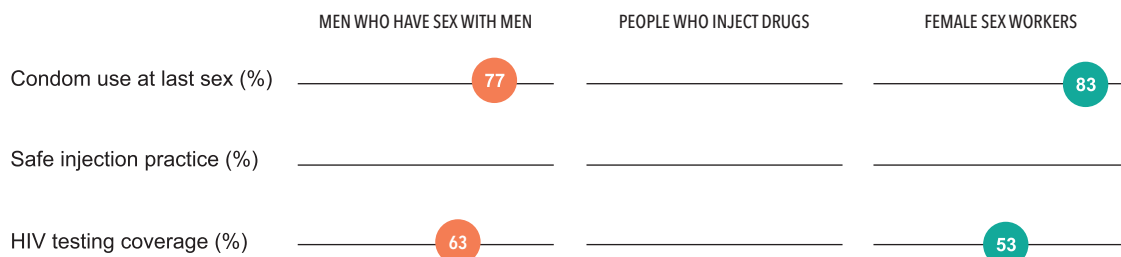
Prevention of mother-to-child transmission (PMTCT), 2016

- Estimated number of pregnant women living with HIV
- Pregnant women who received ARVs for PMTCT



Source: Global AIDS Monitoring 2017 and UNAIDS 2017 HIV estimates

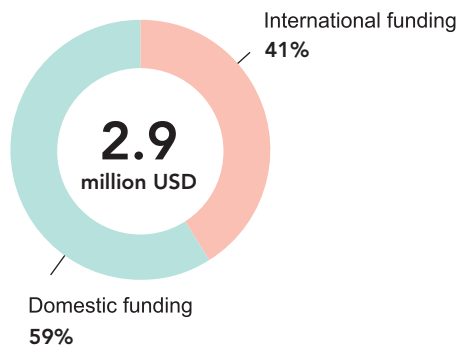
Behaviour and response



Source: Global AIDS Response Progress Reporting

AIDS financing, 2014

AIDS spending by financing source



AIDS spending by service category



Source: Global AIDS Response Progress Reporting

Stigma Index

Percent of PLHIV respondents who avoided going to a local clinic when needed because of HIV status

n.a.

Punitive laws

Criminalization of same-sex sexual activities

NO

Compulsory detention centres for people who use drugs

NO

Criminalization of sex work

YES

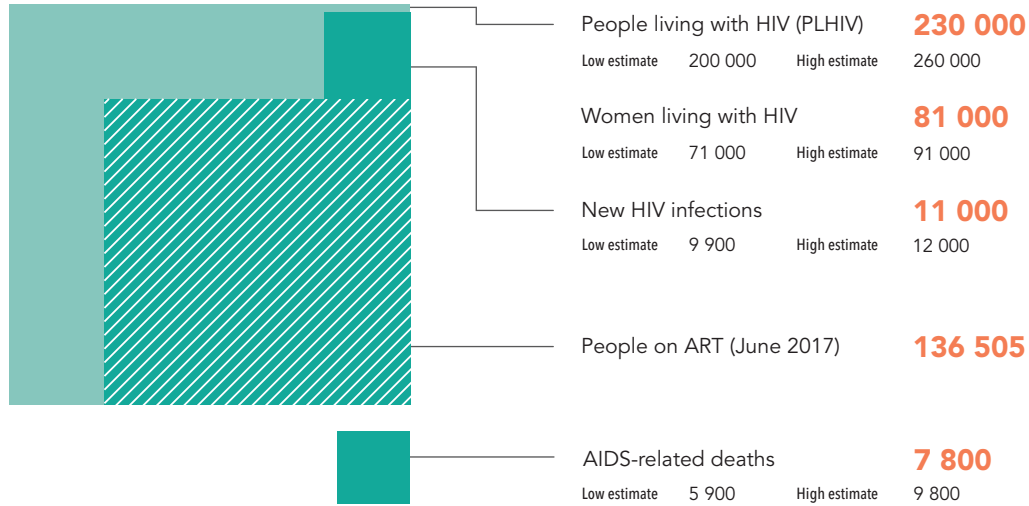
Criminalization of HIV transmission or exposure

YES

HIV-related restrictions on entry, stay and residence

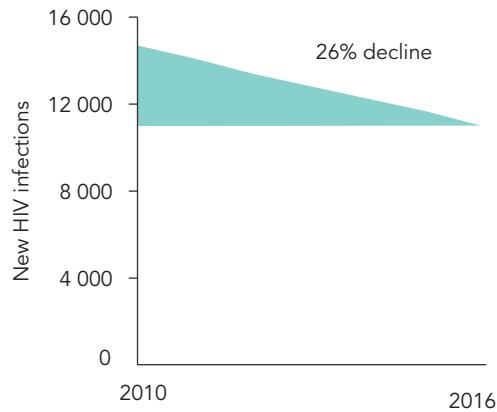
NO

Myanmar



Source: Global AIDS Monitoring 2017 and UNAIDS 2017 HIV estimates

New HIV infections trend



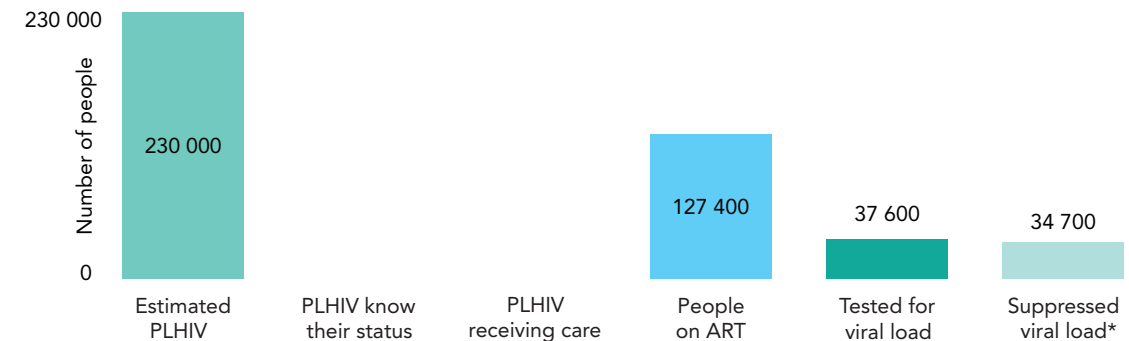
Sources: UNAIDS 2017 HIV estimates

HIV prevalence (%)

TRANSGENDER PEOPLE	National	...
	City	...
MEN WHO HAVE SEX WITH MEN (2016)	National	6.4
	Yangon	19
PEOPLE WHO INJECT DRUGS (2016)	National	26.3
	Bamaw	65
FEMALE SEX WORKERS (2016)	National	5.4
	Myawaddy	13

Sources: Serological surveys and Global AIDS Monitoring 2017

Treatment cascade, 2016

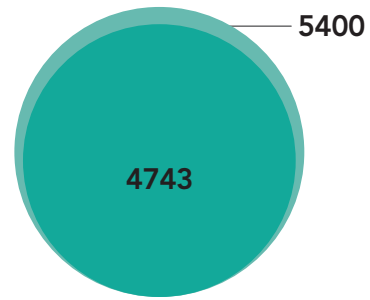


* Number of patients on ART who received a viral load test in the past 12 months and have VL of <1000 copies/ml

Source: Global AIDS Monitoring 2017 and UNAIDS 2017 HIV estimates

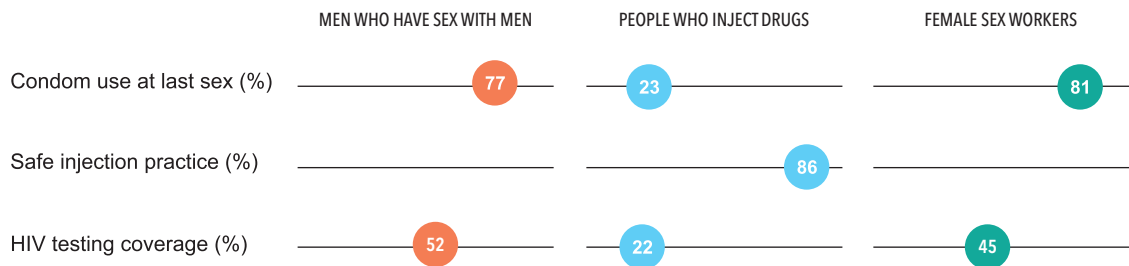
Prevention of mother-to-child transmission (PMTCT), 2016

- Estimated number of pregnant women living with HIV
- Pregnant women who received ARVs for PMTCT



Source: Global AIDS Monitoring 2017 and UNAIDS 2017 HIV estimates

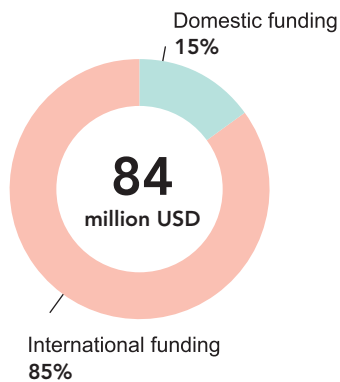
Behaviour and response



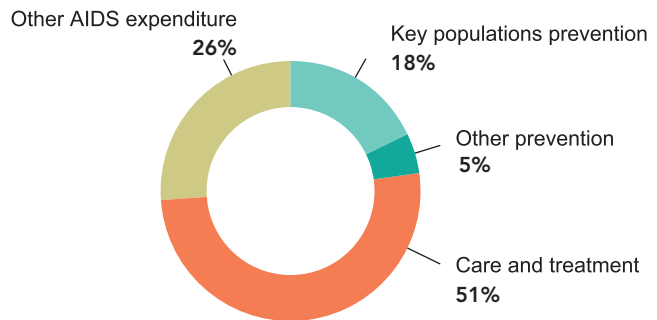
Source: Global AIDS Response Progress Reporting and Global AIDS Monitoring 2017

AIDS financing, 2015

AIDS spending by financing source



AIDS spending by service category



Source: Global AIDS Response Progress Reporting

Stigma Index

Percent of PLHIV respondents who avoided going to a local clinic when needed because of HIV status

n/a

Punitive laws

Criminalization of same-sex sexual activities

YES

Compulsory detention centres for people who use drugs

YES

Criminalization of sex work

YES

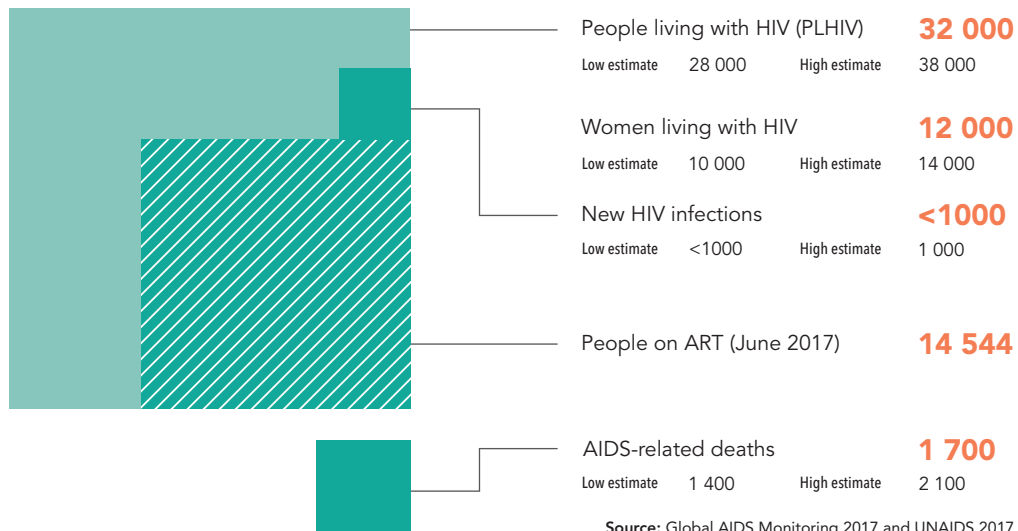
Criminalization of HIV transmission or exposure

NO

HIV-related restrictions on entry, stay and residence

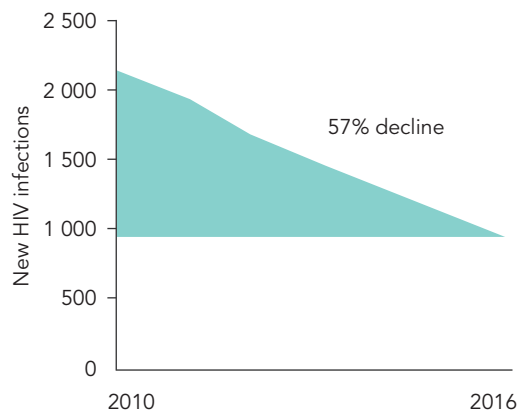
NO

Nepal



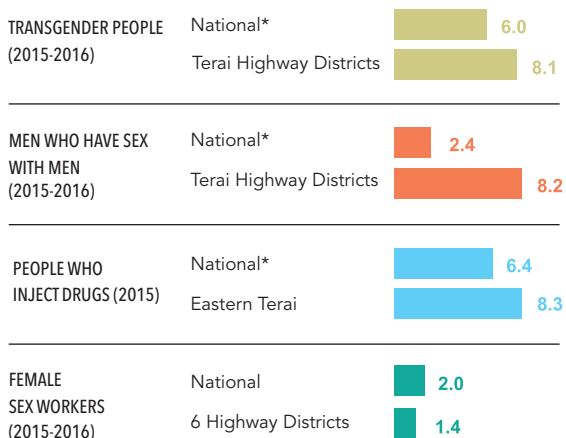
Source: Global AIDS Monitoring 2017 and UNAIDS 2017 HIV estimates

New HIV infections trend



Sources: UNAIDS 2017 HIV estimates

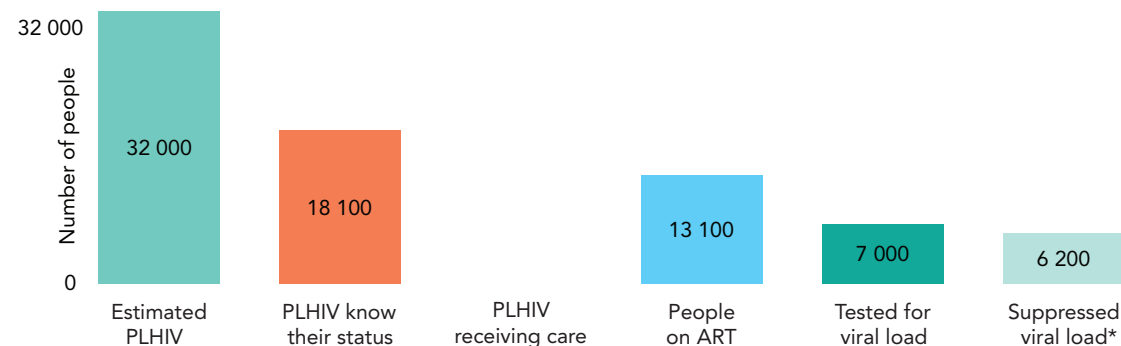
HIV prevalence (%)



Sources: Serological surveys and Global AIDS Monitoring 2017

* Kathmandu valley data is reported as national

Treatment cascade, 2016

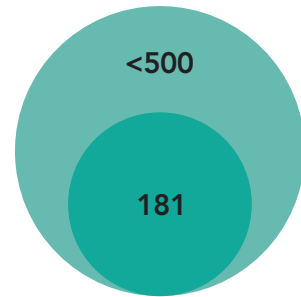


* Number of people on ART who received a viral load test in the past year and have VL of <1000 copies/ml

Source: Global AIDS Monitoring 2017 and UNAIDS 2017 HIV estimates

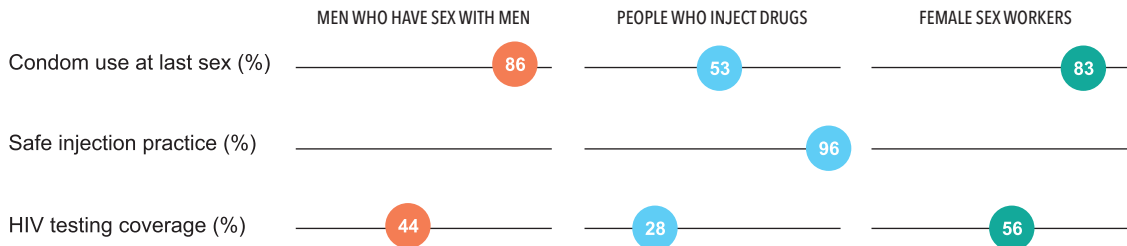
Elimination of vertical transmission (eVT), 2016

- Estimated number of pregnant women living with HIV
- Pregnant women who received ARVs for eVT



Source: Global AIDS Monitoring 2017 and UNAIDS 2017 HIV estimates

Behaviour and response

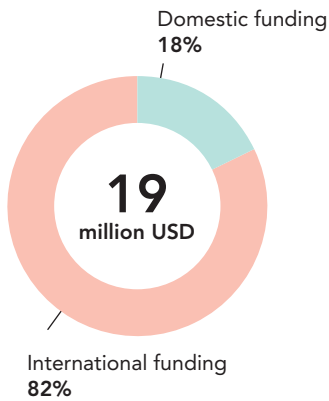


* Kathmandu valley data is reported as national

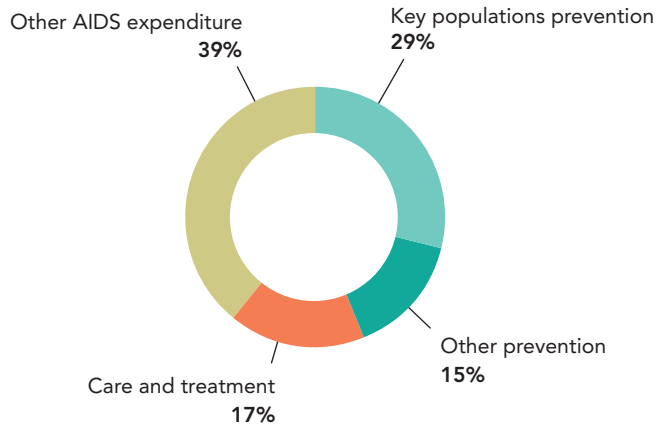
Source: Global AIDS Response Progress Reporting and Global AIDS Monitoring 2017

AIDS financing, 2014

AIDS spending by financing source



AIDS spending by service category



Source: Global AIDS Response Progress Reporting

Stigma Index, 2011

Percent of PLHIV respondents who avoided going to a local clinic when needed because of HIV status

11%

Punitive laws

Criminalization of same-sex sexual activities

NO

Compulsory detention centre for people who use drugs

NO

Criminalization of sex work

YES

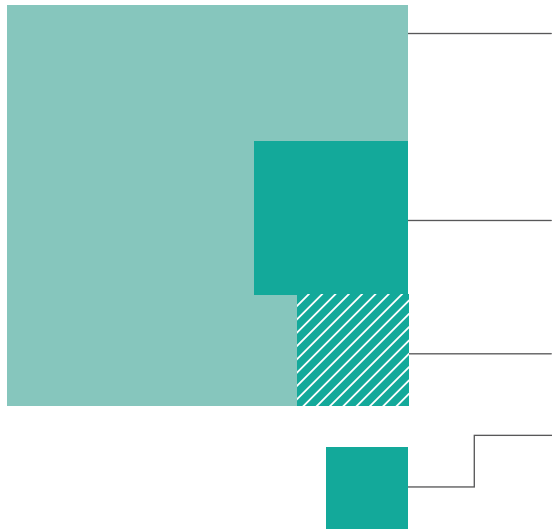
Criminalization HIV transmission or exposure

NO INFORMATION AVAILABLE

HIV-related restrictions on entry, stay and residence

NO

Pakistan



People living with HIV (PLHIV) **130 000**
 Low estimate 120 000 High estimate 150 000

Women living with HIV **40 000**
 Low estimate 35 000 High estimate 45 000

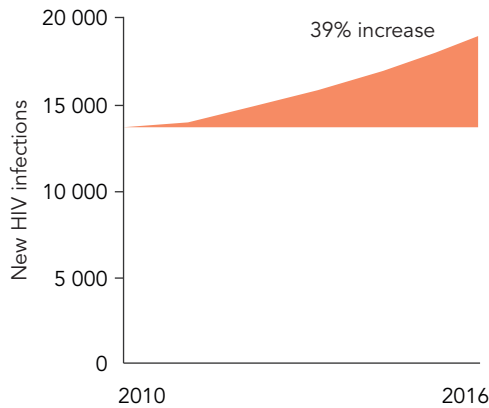
New HIV infections **19 000**
 Low estimate 17 000 High estimate 21 000

People on ART (June 2017) **9 904**

AIDS-related deaths **5 500**
 Low estimate 4 500 High estimate 6 600

Source: Global AIDS Monitoring 2017 and UNAIDS 2017 HIV estimates

New HIV infections trend



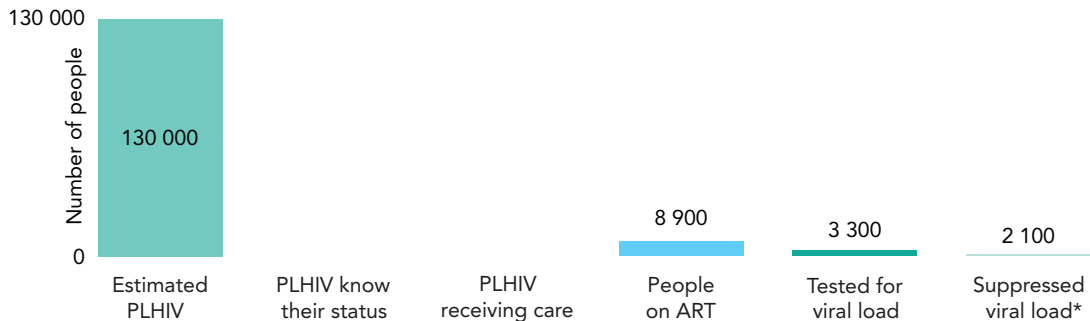
Source: UNAIDS 2017 HIV estimates

HIV prevalence (%)

TRANSGENDER PEOPLE (2016-2017)	National	5.5
	Larkana	18
MEN WHO HAVE SEX WITH MEN (2016-2017)	National	3.7
	Karachi	9.2
PEOPLE WHO INJECT DRUGS (2016-2017)	National	21
	Kasur	50.8
FEMALE SEX WORKERS (2016-2017)	National	2.1
	Sukkur	8.8

Sources: Serological surveys and Global AIDS Monitoring 2017

Treatment cascade, 2016

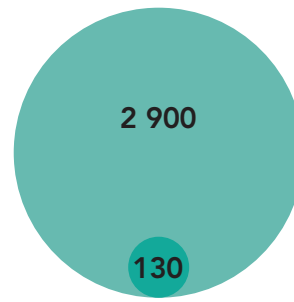


* Number of people on ART who received a viral load test in the past year and have VL of <1000 copies/ml

Source: Global AIDS Monitoring 2017 and UNAIDS 2017 HIV estimates


Prevention of mother-to-child transmission (PMTCT), 2016

- Estimated number of pregnant women living with HIV
- Pregnant women who received ARVs for PMTCT



Source: Global AIDS Monitoring 2017 and UNAIDS 2017 HIV estimates

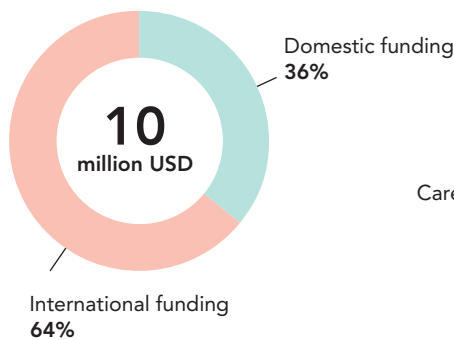
Behaviour and response



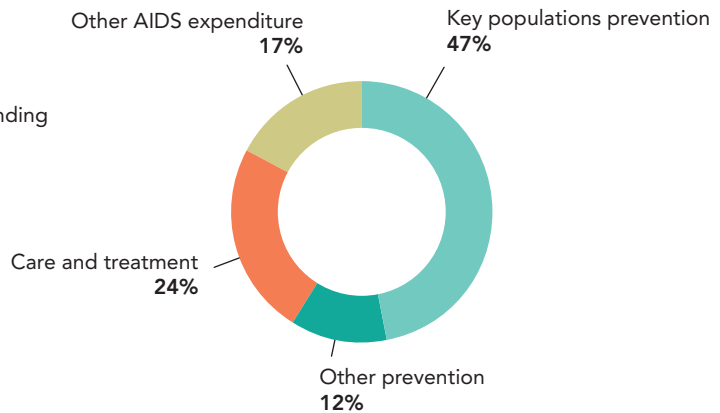
Source: Global AIDS Response Progress Reporting and Global AIDS Monitoring 2017

AIDS financing, 2013

AIDS spending by financing source



AIDS spending by service category



Source: Global AIDS Response Progress Reporting

Stigma Index

Percent of PLHIV respondents who avoided going to a local clinic when needed because of HIV status

n/a

Punitive laws

Criminalization of same-sex sexual activities

YES

Compulsory detention centre for people who use drugs

NO

Criminalization of sex work

YES


Criminalization HIV transmission or exposure

NO INFORMATION AVAILABLE

HIV-related restrictions on entry, stay and residence

NO

Papua New Guinea



People living with HIV (PLHIV) **46 000**

Low estimate 40 000 High estimate 51 000

Women living with HIV **25 000**

Low estimate 21 000 High estimate 27 000

New HIV infections **2 800**

Low estimate 2 300 High estimate 3 400

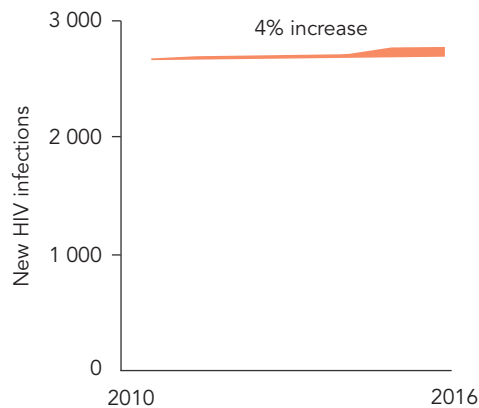
People receiving ART (2016) **23 875**

AIDS-related deaths **1 100**

Low estimate <1000 High estimate 1 400

Source: Global AIDS Monitoring 2017 and UNAIDS 2017 HIV estimates

New HIV infections trend



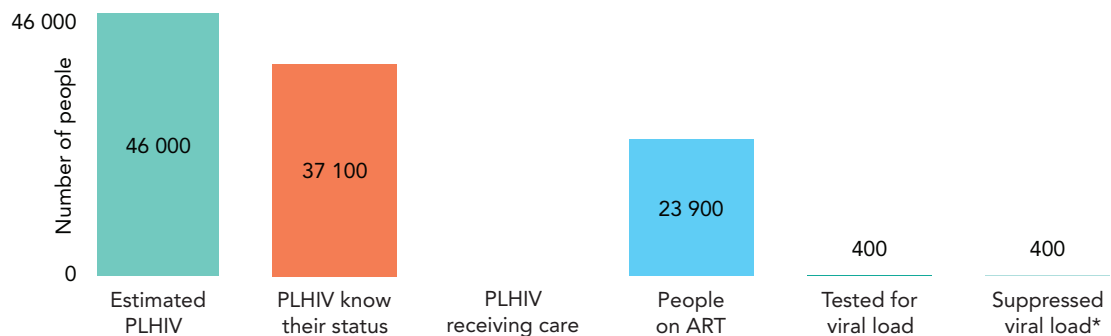
Source: UNAIDS 2017 HIV estimates

HIV prevalence (%)

TRANSGENDER PEOPLE	National	...
	Port Moresby	...
MEN WHO HAVE SEX WITH MEN (2016)	National	...
	Port Moresby	8.5
PEOPLE WHO INJECT DRUGS	National	...
	City	...
SEXWORKERS (2016)	National	...
	Port Moresby	14.9

Source: Serological surveys and Global AIDS Monitoring 2017

Treatment cascade, 2016

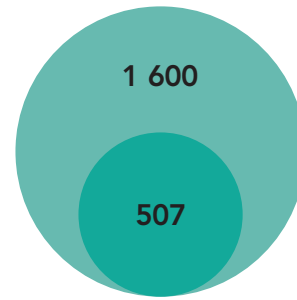


* Number of people on ART who received a viral load test in the past year and have VL of <1000 copies/ml

Source: Global AIDS Monitoring 2017 and UNAIDS 2017 HIV estimates

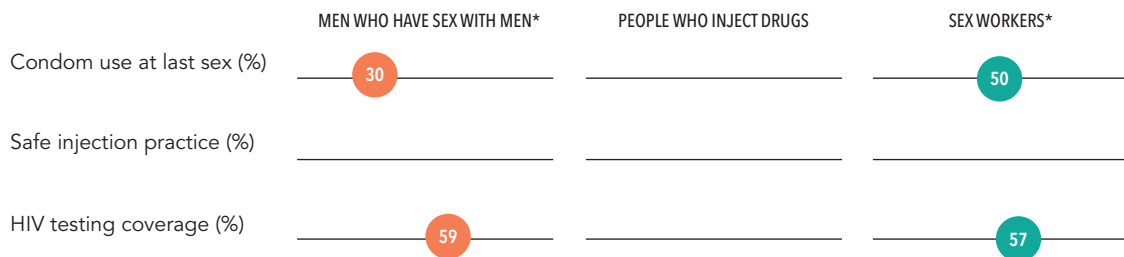
Prevention of mother-to-child transmission (PMTCT), 2016

- Estimated number of pregnant women living with HIV
- Pregnant women who received ARVs for PMTCT



Source: Global AIDS Monitoring 2017 and UNAIDS 2017 HIV estimates

Behaviour and response

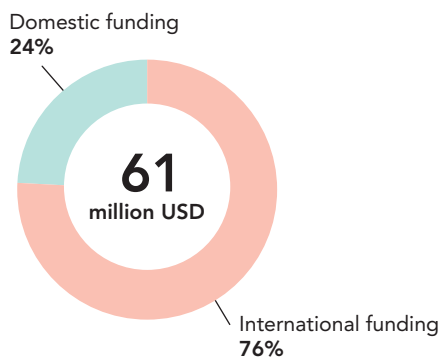


* Port Moresby data

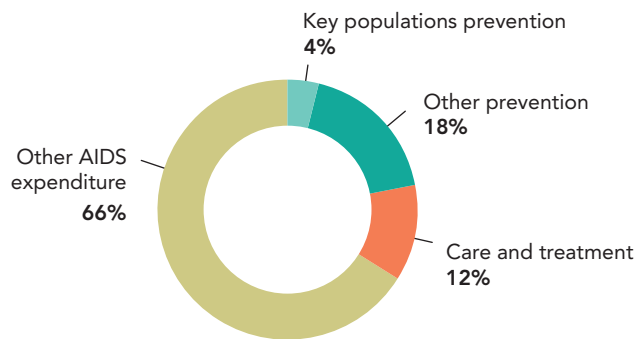
Source: Global AIDS Monitoring 2017

AIDS financing, 2011-2012

AIDS spending by financing source



AIDS spending by service category

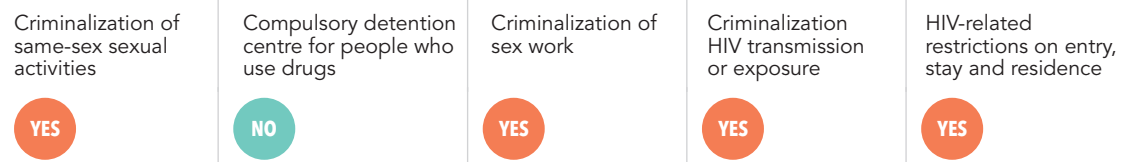


Source: Global AIDS Response Progress Reporting

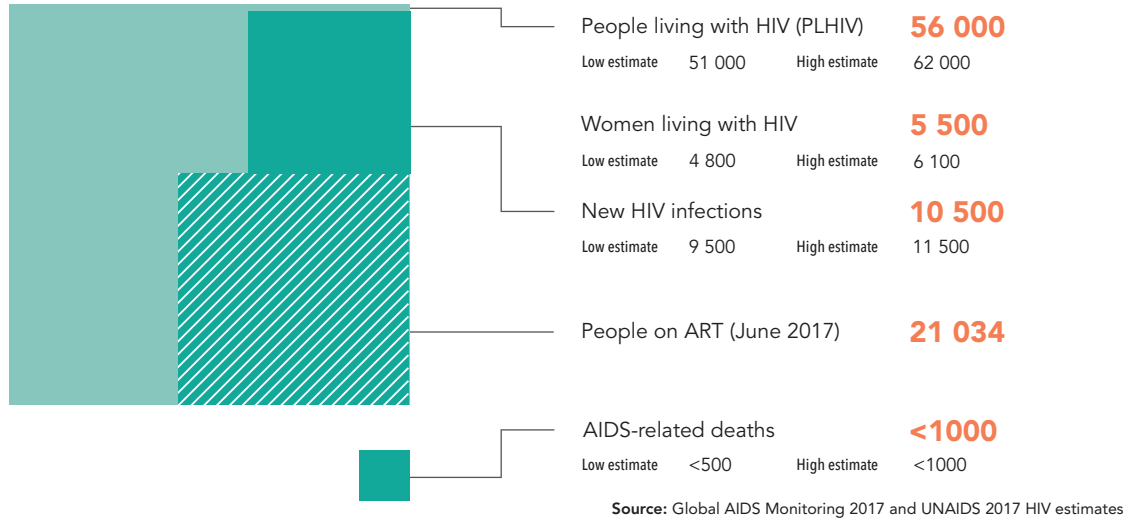
Stigma Index, 2012

Percent of PLHIV respondents who avoided going to a local clinic when needed because of HIV status **41%**

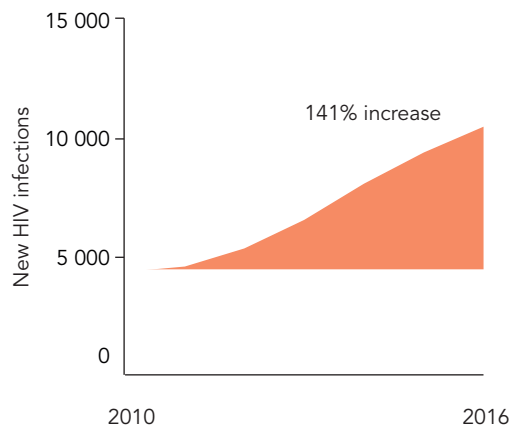
Punitive laws



Philippines

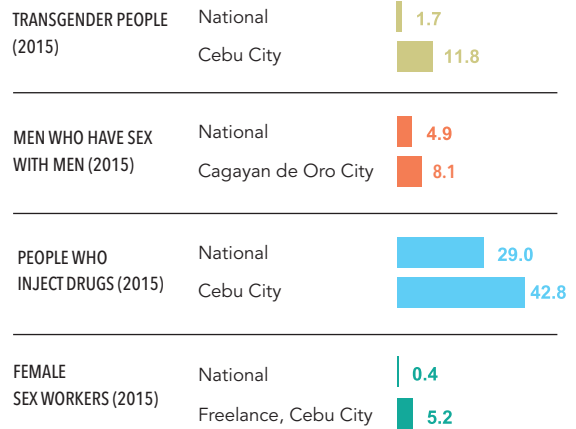


New HIV infections trend



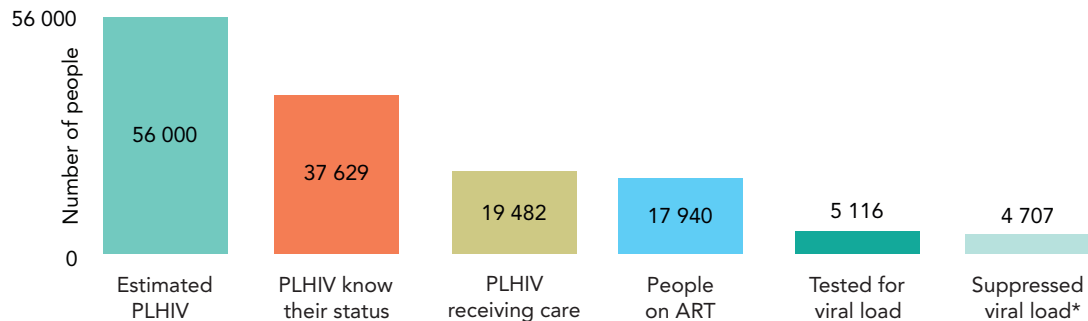
Sources: UNAIDS 2017 HIV estimates

HIV prevalence (%)



Sources: Serological surveys and Global AIDS Monitoring 2017

Treatment cascade, 2016

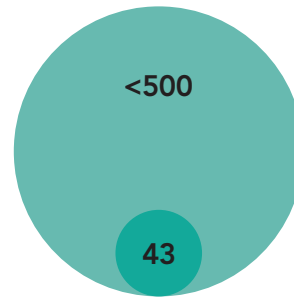


* Number of patients on ART who received a viral load test in the past 12 months and have VL of <1000 copies/ml

Source: Global AIDS Monitoring 2017 and UNAIDS 2017 HIV estimates

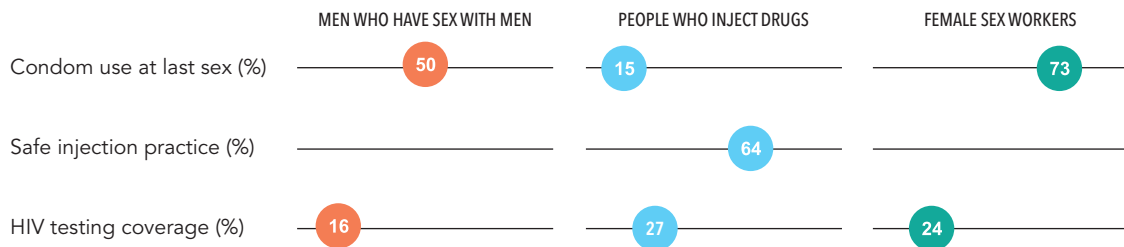
Prevention of mother-to-child transmission (PMTCT), 2016

- Estimated number of pregnant women living with HIV
- Pregnant women who received ARVs for PMTCT



Source: Global AIDS Monitoring 2017 and UNAIDS 2017 HIV estimates

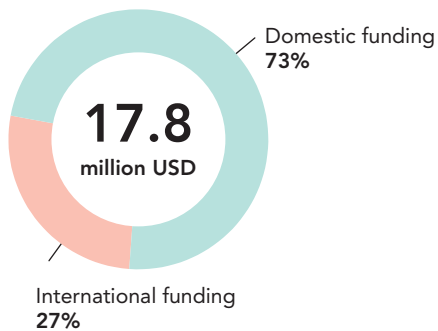
Behaviour and response



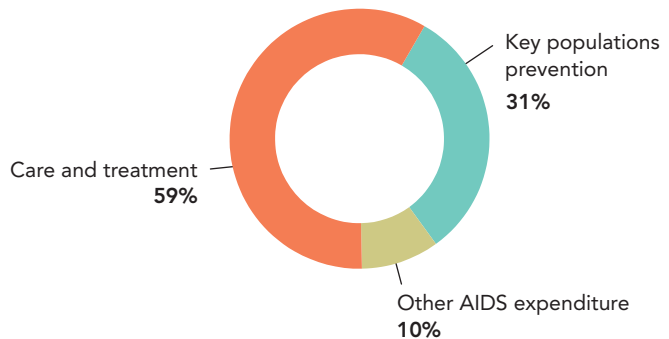
Source: Global AIDS Response Progress Reporting and Global AIDS Monitoring 2017

AIDS financing, 2015

AIDS spending by financing source



AIDS spending by service category



Source: NASA 2015

Stigma Index

Percent of PLHIV respondents who avoided going to a local clinic when needed because of HIV status

n/a

Punitive laws

Criminalization of same-sex sexual activities

NO

Compulsory detention centre for people who use drugs

YES

Criminalization of sex work

YES


Criminalization HIV transmission or exposure

NO

HIV-related restrictions on entry, stay and residence

NO

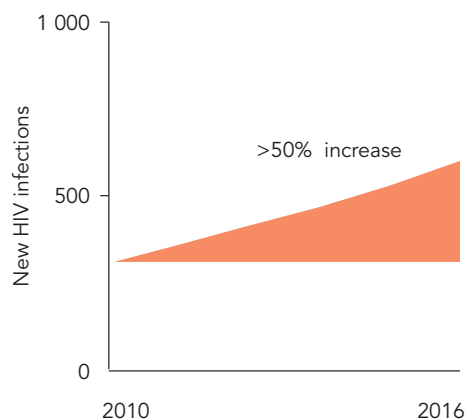
Sri Lanka



People living with HIV (PLHIV)	4 000
Low estimate	2 700
High estimate	6 000
Women living with HIV	<1000
Low estimate	<1000
High estimate	1 200
New HIV infections	<1000
Low estimate	<500
High estimate	1 100
People on ART (June 2017)	1 176
AIDS-related deaths	<200
Low estimate	<100
High estimate	<200

Source: Global AIDS Monitoring 2017 and UNAIDS 2017 HIV estimates

New HIV infections trend



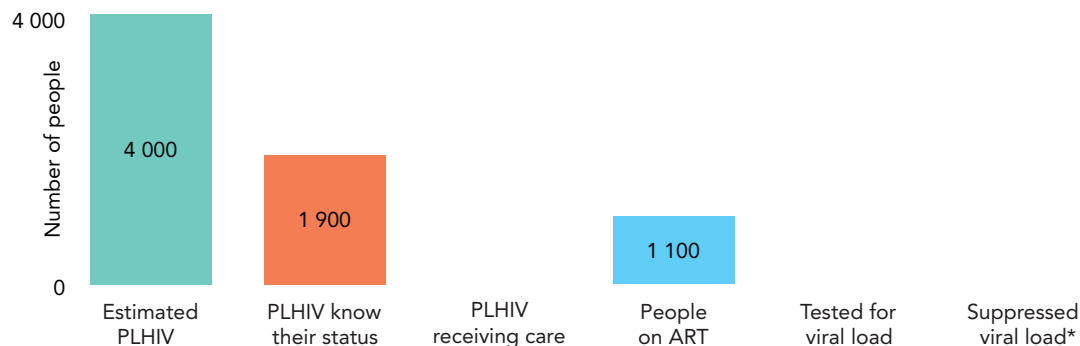
Source: UNAIDS 2017 HIV estimates

HIV prevalence (%)

TRANSGENDER PEOPLE	National	...
	City	...
MEN WHO HAVE SEX WITH MEN (2016)	National	1.5
	Colombo	1.7
PEOPLE WHO INJECT DRUGS (2016)	National	0.0
	Sub-national	0.0
FEMALE SEX WORKERS (2016)	National	0.0
	Sub-national	0.0

Sources: Serological surveys and Global AIDS Monitoring 2017

Treatment cascade, 2016

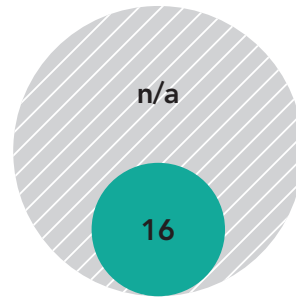


* Number of people on ART who received a viral load test in the past year and have VL of <1000 copies/ml

Sources: Global AIDS Monitoring 2017 and UNAIDS 2017 HIV estimates

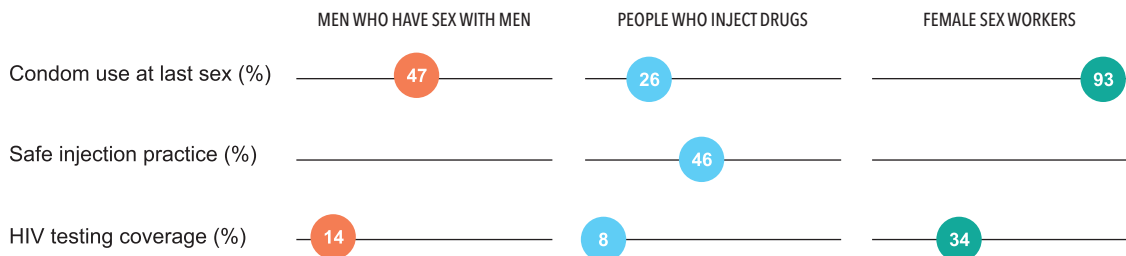
Prevention of mother-to-child transmission (PMTCT), 2016

- Estimated number of pregnant women living with HIV
- Pregnant women who received ARVs for PMTCT



Source: Global AIDS Monitoring 2017 and UNAIDS 2017 HIV estimates

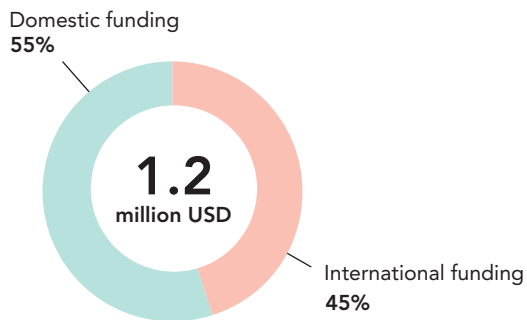
Behaviour and response




Source: Global AIDS Response Progress Reporting

AIDS financing, 2013

AIDS spending by financing source



AIDS spending by service category



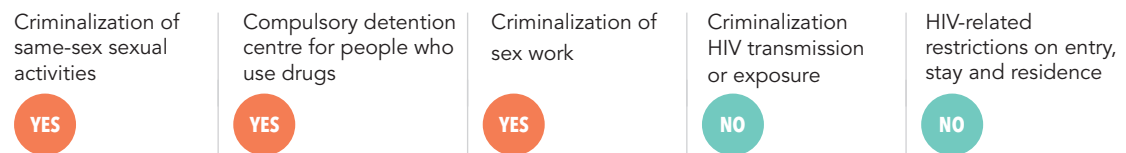
Source: Global AIDS Response Progress Reporting

Stigma Index

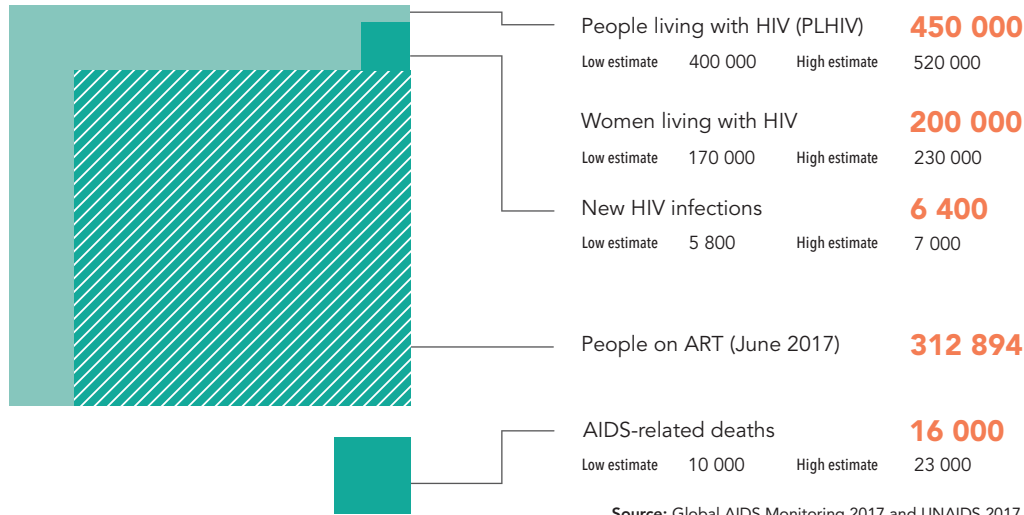
Percent of PLHIV respondents who avoided going to a local clinic when needed because of HIV status

n/a

Punitive laws

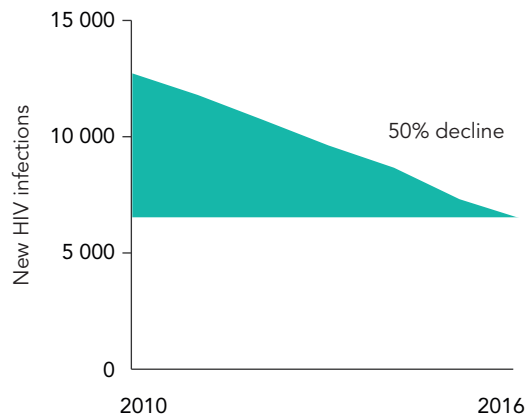


Thailand



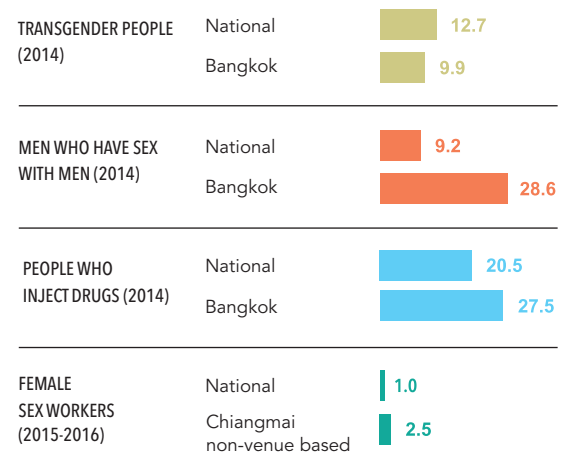
Source: Global AIDS Monitoring 2017 and UNAIDS 2017 HIV estimates

New HIV infections trend



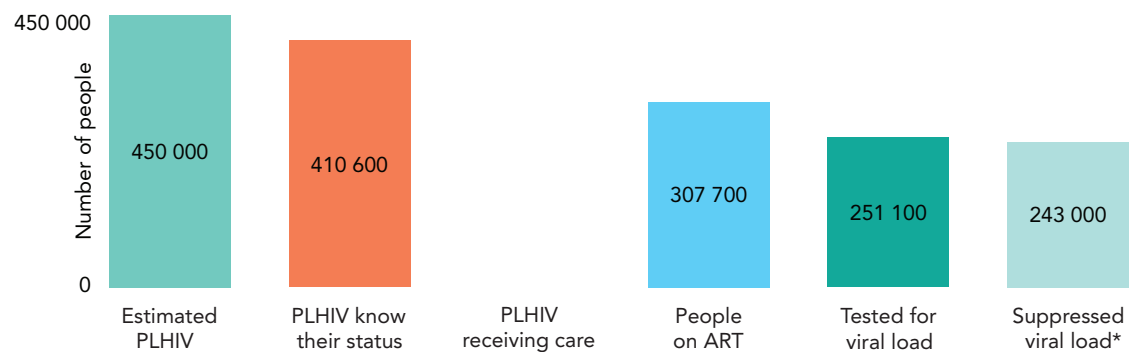
Source: UNAIDS 2017 HIV estimates

HIV prevalence (%)



Sources: Serological surveys and Global AIDS Monitoring 2017

Treatment cascade, 2016

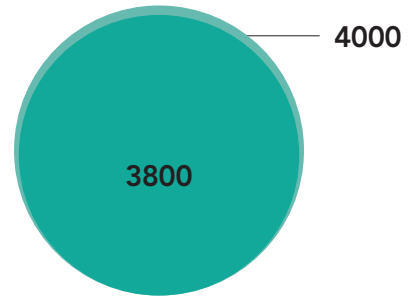


* Number of people on ART who received a viral load test in the past year and have VL of <1000 copies/ml

Source: Global AIDS Monitoring 2017 and UNAIDS 2017 HIV estimates

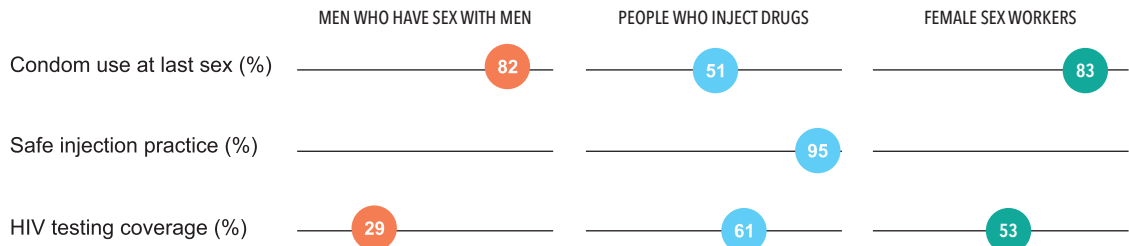
Prevention of mother-to-child transmission (PMTCT), 2016

- Estimated number of pregnant women living with HIV
- Pregnant women who received ARVs for PMTCT



Source: Global AIDS Monitoring 2017 and UNAIDS 2017 HIV estimates

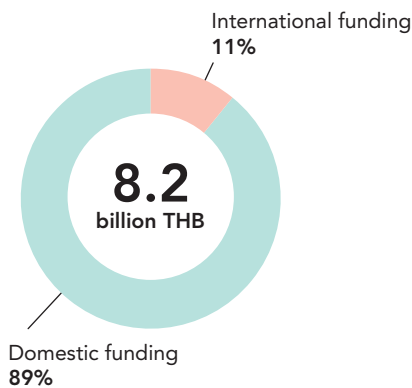
Behaviour and response



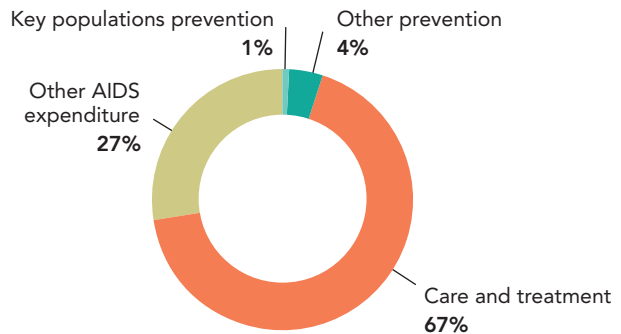
Source: Global AIDS Response Progress Reporting and Global AIDS Monitoring 2017

AIDS financing, 2015

AIDS spending by financing source



AIDS spending by service category



Source: Global AIDS Response Progress Reporting

Stigma Index

Percent of PLHIV respondents who avoided going to a local clinic when needed because of HIV status

n/a

Punitive laws

Criminalization of same-sex sexual activities

NO

Compulsory detention centre for people who use drugs

YES

Criminalization of sex work

YES

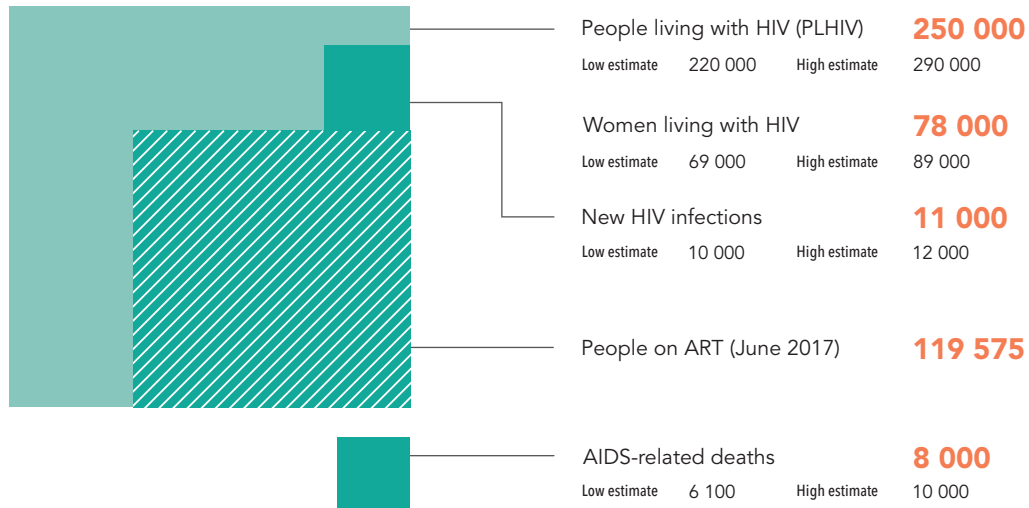
Criminalization HIV transmission or exposure

NO INFORMATION AVAILABLE

HIV-related restrictions on entry, stay and residence

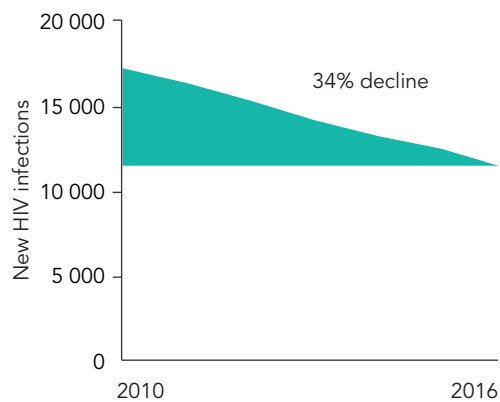
NO

Viet Nam



Source: Global AIDS Monitoring 2017 and UNAIDS 2017 HIV estimates

New HIV infections trend



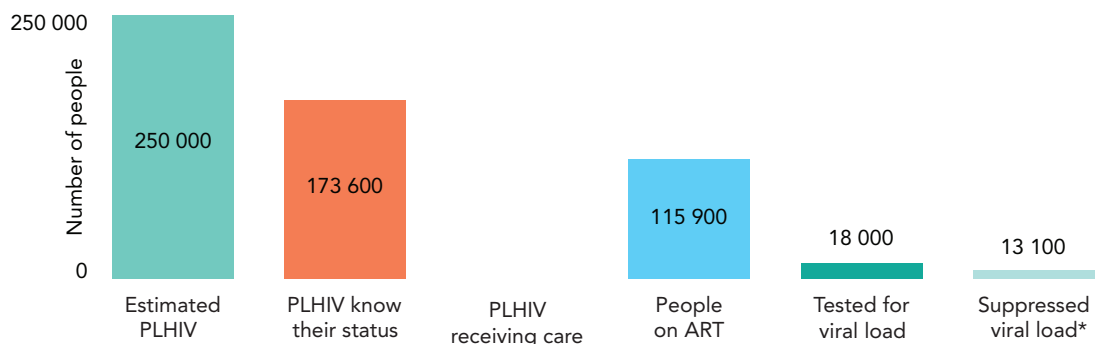
Source: UNAIDS 2017 HIV estimates

HIV prevalence (%)

TRANSGENDER PEOPLE	National	...
	City	...
MEN WHO HAVE SEX WITH MEN (2016)	National	8.2
	Can Tho	17.3
PEOPLE WHO INJECT DRUGS (2016)	National	11
	Son La	23.9
FEMALE SEXWORKERS (2016)	National	2.7
	Hanoi	11

Sources: Serological surveys and Global AIDS Monitoring 2017

Treatment cascade, 2016

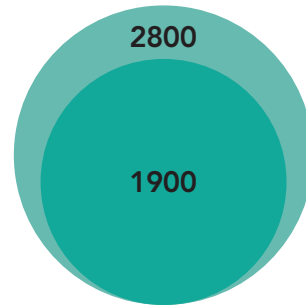


* Number of people on ART who received a viral load test in the past year and have VL of <1000 copies/ml

Sources: Global AIDS Monitoring 2017 and UNAIDS 2017 HIV estimates

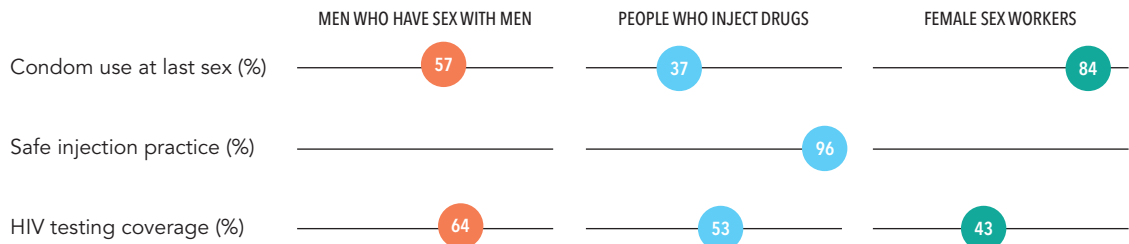
Prevention of mother-to-child transmission (PMTCT), 2016

- Estimated number of pregnant women living with HIV
- Pregnant women who received ARVs for PMTCT



Source: Global AIDS Monitoring 2017 and UNAIDS 2017 HIV estimates

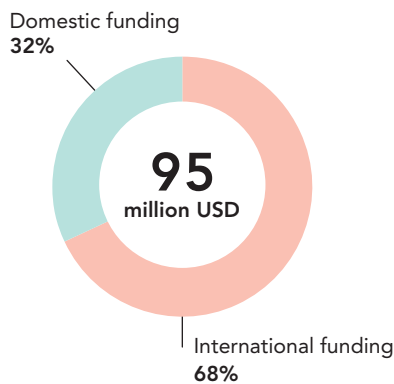
Behaviour and response



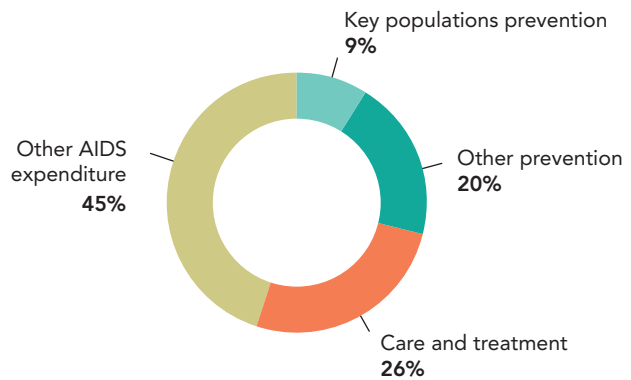
Source: Global AIDS Response Progress Reporting and Global AIDS Monitoring 2017

AIDS financing, 2012

AIDS spending by financing source



AIDS spending by service category



Source: Global AIDS Response Progress Reporting

Stigma Index, 2014

Percent of PLHIV respondents who avoided going to a local clinic when needed because of HIV status

11%

Punitive laws

Criminalization of same-sex sexual activities

NO

Compulsory detention centre for people who use drugs

YES

Criminalization of sex work

YES

Criminalization HIV transmission or exposure

YES

HIV-related restrictions on entry, stay and residence

NO