

2015 IHBSS

FACT SHEETS



INTEGRATED HIV BEHAVIORAL & SEROLOGIC SURVEILLANCE
Department of Health | Epidemiology Bureau

2015 Integrated HIV Behavioral and Serologic Surveillance Philippines



MALES/TRANSGENDERS WHO HAVE SEX WITH MALES (M/TSM)

Inclusion Criteria: Born male, 15 years or older, who reported oral or anal sex with a male in the past 12 months

Table 1. Demographic Profile, freq (%)	
Total Sample	9498
Age in years, range (median)	15-65 (22)
15 to 17 years old	1742 (17%)
18 to 24 years old	4599 (49%)
25 years and older	3157 (34%)
Civil Status	
Single	9260 (98%)
Married	151 (1%)
Separated/Widower	69 (1%)
Presently living with a partner	1268 (13%)
Resident of the city where interviewed	8839 (92%)
Currently working	3869 (42%)
Educational Attainment	
No grade completed	295 (3%)
Elementary	2414 (23%)
High school	5196 (55%)
Vocational, College, Post-Graduate	1592 (19%)
Student	2803 (28%)
Gender Expression	
Masculine	5877 (61%)
Feminine	3618 (39%)
Clan Member	1011 (12%)
Member of at least 1 social networking site	7587 (82%)
Had sex partner/s from social networking site	3589 (38%)

Table 2. Sexual Behavior: Age Profile in years, range (median)	
Age of first sex	1-55 (15)
Age of first sex with a male	4-61 (16)
Age of first condom use	6-61 (18)

Figure 1. Type of sex during last sex with a male partner, 2015 IHBSS

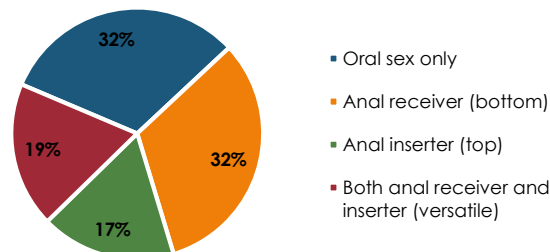


Figure 2. Gender Identity, 2015 IHBSS

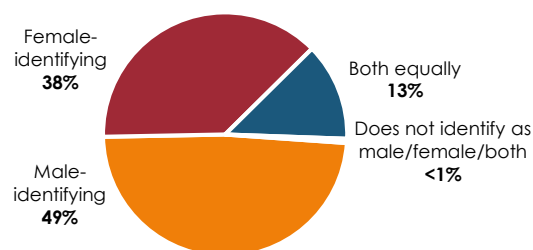
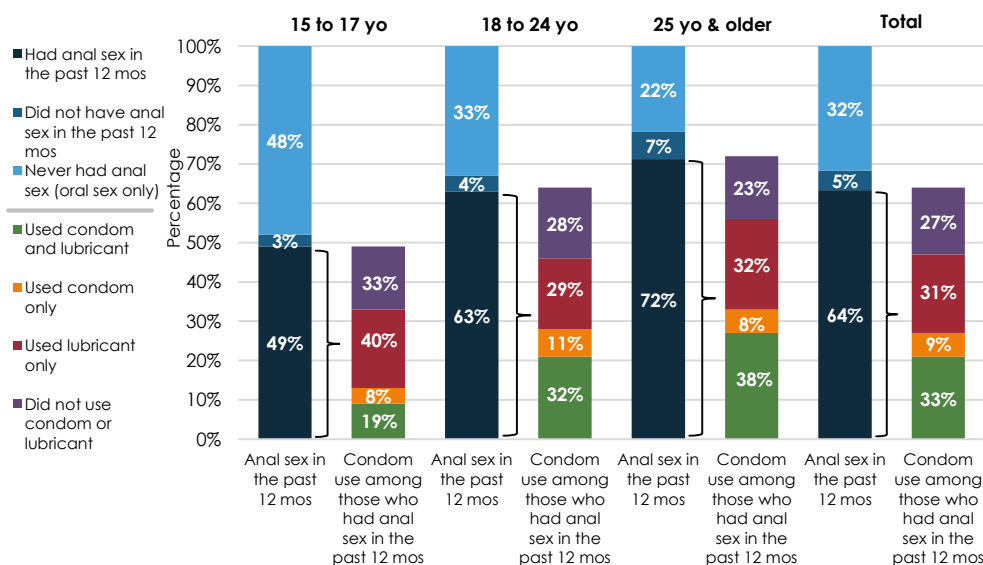


Table 3. Number of Sex Partners*, range (median)	
Non-paying male partner (past mo)	1-100 (1)
Non-paying male partner (past 12 mos)	1-999 (3)
Paying client (past 12 mos)	1-500 (2)
Paid partner (past 12 mos)	1-500 (3)
Anal partner met online (past 12 mos)	1-300 (2)

*Number of sex partners among those who reported having sex with the specific type of partner

Figure 3. Anal Sex and Condom Use in the past 12 months, 2015 IHBSS



Reasons for not using a condom, freq (%)	
Condom not available	1931 (53%)
Does not like condom	787 (21%)
Not necessary	333 (10%)
Partner objected	311 (9%)
Forgot to use a condom	115 (3%)
Other reasons	61 (2%)
Condoms are expensive	46 (1%)
Does not know how to use condom	45 (1%)

Table 4. Sex with Payment, freq (%)		15 to 17 yo	18 to 24 yo	25 yo & older	Total
Had paying male partner in the past 12 mos	786 (41%)	1660 (34%)	698 (21%)	3144 (31%)	
Client of male sex worker in the past 12 mos	161 (9%)	765 (16%)	1119 (34%)	2045 (21%)	

Table 5. Correctly answered knowledge questions, freq (%)	
Healthy-looking person can have HIV	8091 (86%)
Having only one faithful uninfected partner	7799 (82%)
Using condoms reduces the risk of HIV	8277 (87%)
A person cannot get HIV from mosquitoes	6542 (68%)
A person cannot get HIV from toilet bowls	6660 (70%)

Figure 4. HIV Knowledge & Attitude, 2015 IHBS

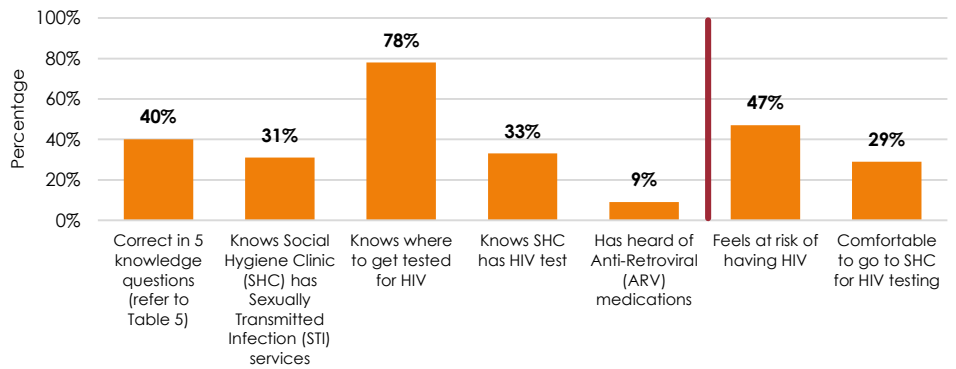
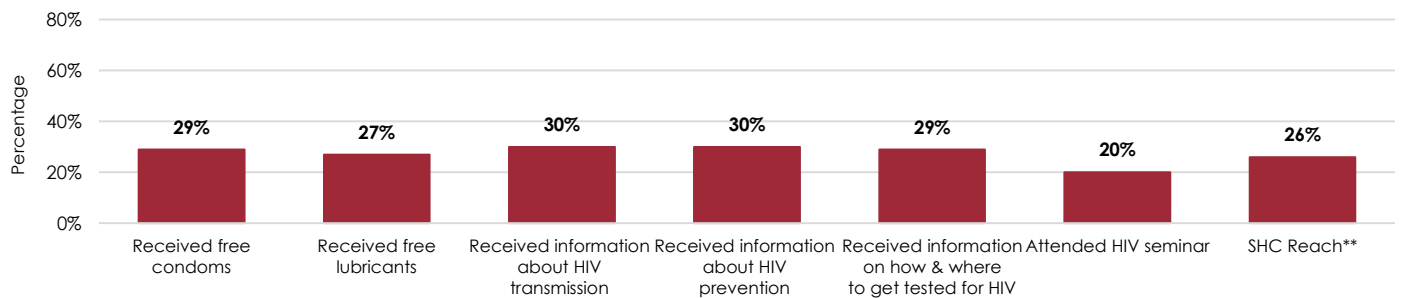


Figure 5. Access to HIV services from Social Hygiene Clinic (SHC) or Peer Educator (PE) in the past 12 months, 2015 IHBS



** SHC Reach: (a) received free condom from SHC/PE, and (b) received information on HIV transmission, prevention, testing or attended seminar from SHC/PE.

Figure 6. HIV Program Outcomes, 2015 IHBS

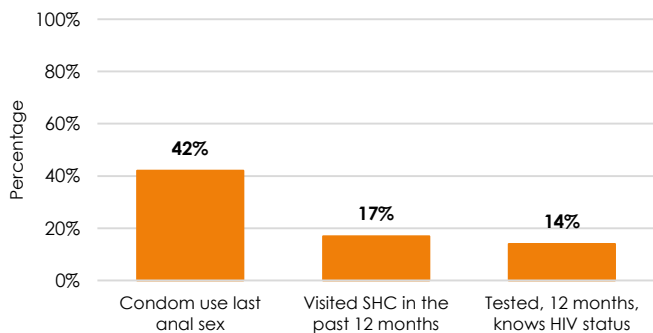


Figure 7. Tested for HIV and know status, 2015 IHBS

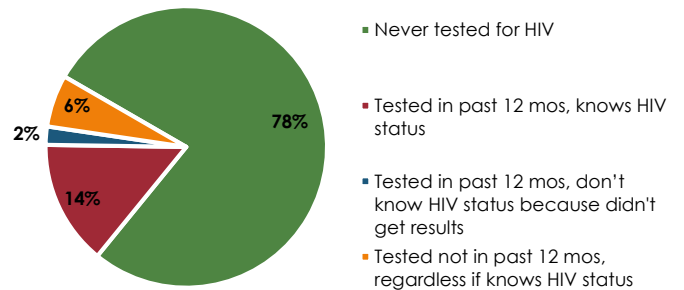


Figure 8. HIV, Syphilis and Hepatitis B prevalence, 2015 IHBS

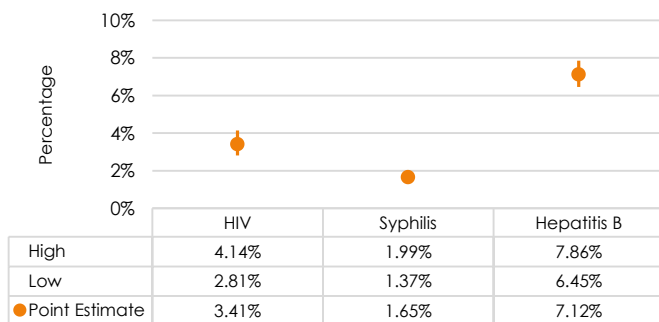
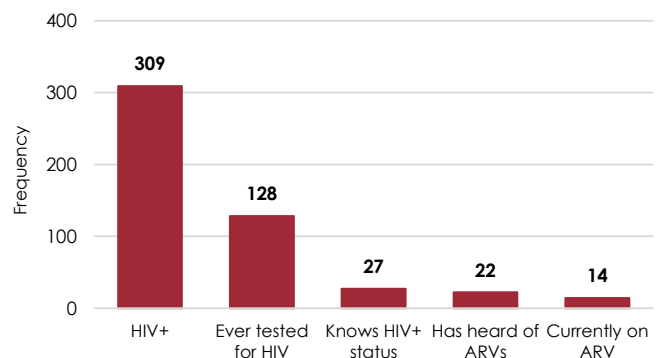


Figure 9. Cascade of HIV-positive M/TSM respondents, 2015 IHBS



Important Note:

Data presented in this factsheet have been adjusted using Time Location Sampling (TLS) weights and is not directly comparable to previous IHBS rounds.



National HIV/AIDS & STI Surveillance and Strategic Information Unit
 Epidemiology Bureau, Department of Health
 Bldg. 19, 2nd Floor, San Lazaro Compound,
 Sta. Cruz, Manila, 1003, Philippines
 Tel: +632 651-7800 loc 2952
 Email: hivepicenter@gmail.com
 Website: www.doh.gov.ph

2015 Integrated HIV Behavioral and Serologic Surveillance Angeles City



MALES/TRANSGENDERS WHO HAVE SEX WITH MALES (M/TSM)

Inclusion Criteria: Born male, 15 years or older, who reported oral or anal sex with a male in the past 12 months

Total Sample	300
Age in years, range (median)	15-62 (21)
15 to 17 years old	70 (20%)
18 to 24 years old	165 (55%)
25 years and older	65 (25%)
Civil Status	
Single	290 (96%)
Married	8 (4%)
Separated/Widower	2 (<1%)
Presently living with a partner	39 (15%)
Resident of the city	289 (98%)
Currently working	134 (50%)
Educational Attainment	
No grade completed	24 (7%)
Elementary	122 (40%)
High school	130 (43%)
Vocational, College, Post-Graduate	24 (10%)
Student	62 (21%)
Gender Expression	
Masculine	224 (78%)
Feminine	76 (22%)
Clan Member	9 (3%)
Member of at least 1 social networking site	209 (68%)
Had sex partner/s from social networking site	98 (34%)

Figure 1. Type of sex during last sex with a male partner, 2015 IHBSS

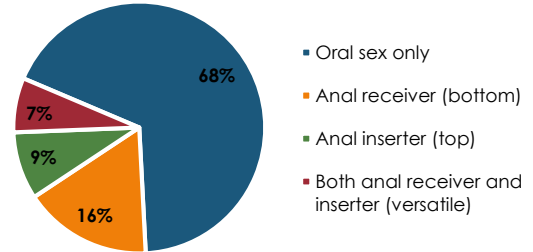
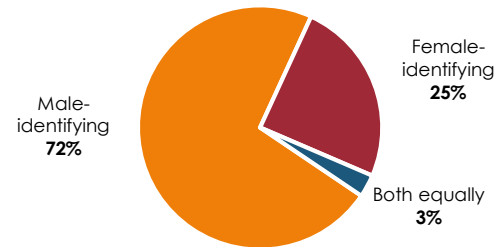


Figure 2. Gender Identity, 2015 IHBSS

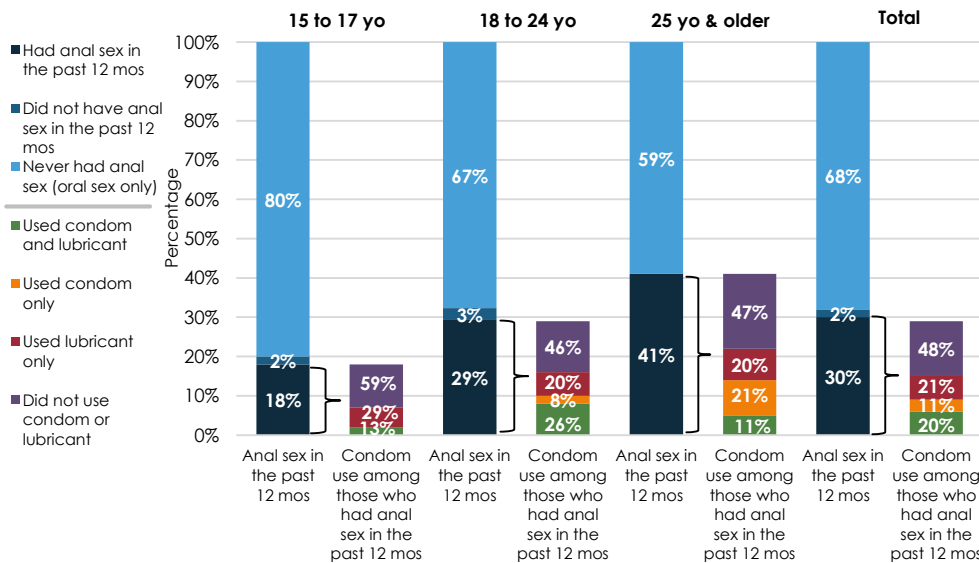


Age of first sex	6-28 (16)
Age of first sex with a male	6-39 (17)
Age of first condom use	11-32 (18)

Non-paying male partner (past mo)	1-30 (1)
Non-paying male partner (past 12 mos)	1-300 (1)
Paying client (past 12 mos)	1-40 (1)
Paid partner (past 12 mos)	1-180 (2)
Anal partner met online (past 12 mos)	1-25 (1)

*Number of sex partners among those who reported having sex with the specific type of partner

Figure 3. Anal Sex and Condom Use in the past 12 months, 2015 IHBSS



Condom not available	45 (62%)
Does not like condom	16 (26%)
Partner objected	7 (9%)
Not necessary	2 (2%)
Forgot to use a condom	1 (1%)
Condoms are expensive	0 (0%)
Does not know how to use condom	0 (0%)
Other reasons	0 (0%)

	15 to 17 yo	18 to 24 yo	25 yo & older	Total
Had paying male partner in the past 12 mos	56 (83%)	110 (70%)	32 (59%)	198 (70%)
Client of male sex worker in the past 12 mos	3 (3%)	28 (17%)	18 (21%)	49 (15%)

Table 5. Correctly answered knowledge questions, freq (%)	
Healthy-looking person can have HIV	255 (88%)
Having only one faithful uninfected partner	121 (42%)
Using condoms reduces the risk of HIV	210 (69%)
A person cannot get HIV from mosquitoes	188 (61%)
A person cannot get HIV from toilet bowls	182 (58%)

Figure 4. HIV Knowledge & Attitude, 2015 IHBS

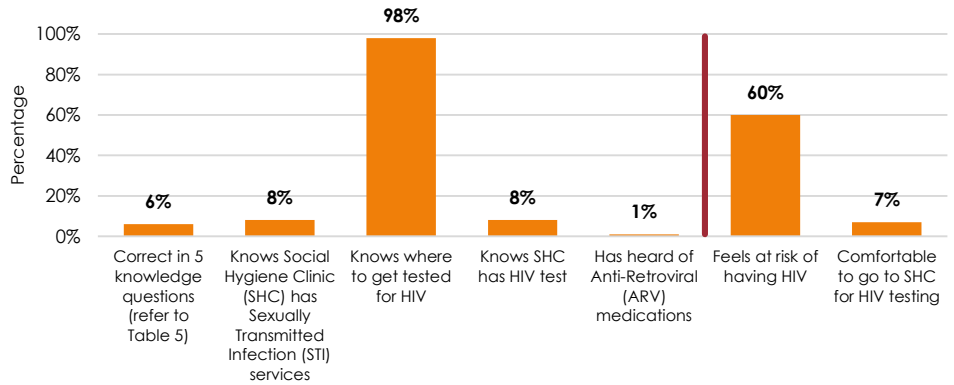
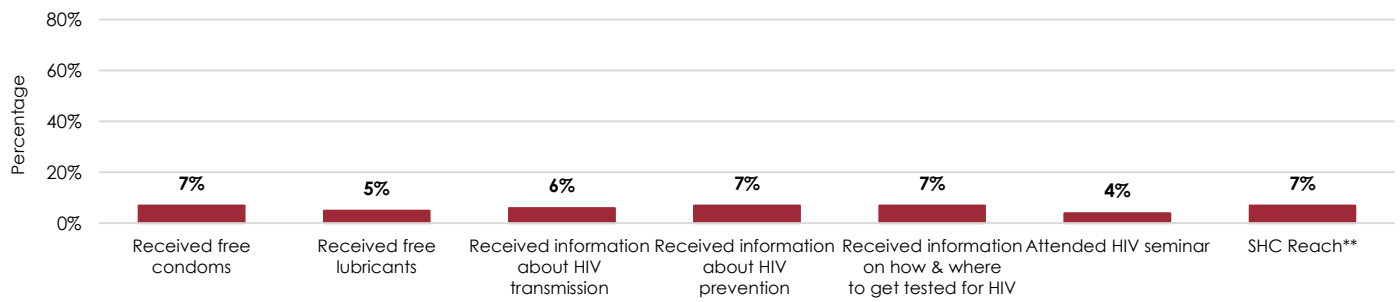


Figure 5. Access to HIV services from Social Hygiene Clinic (SHC) or Peer Educator (PE) in the past 12 months, 2015 IHBS



** SHC Reach: (a) received free condom from SHC/PE, and (b) received information on HIV transmission, prevention, testing or attended seminar from SHC/PE.

Figure 6. HIV Program Outcomes, 2015 IHBS

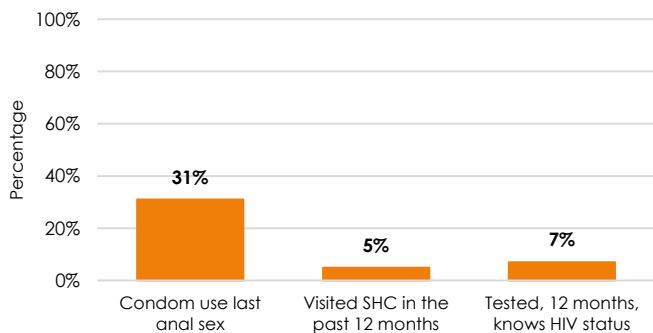


Figure 7. Tested for HIV and know status, 2015 IHBS

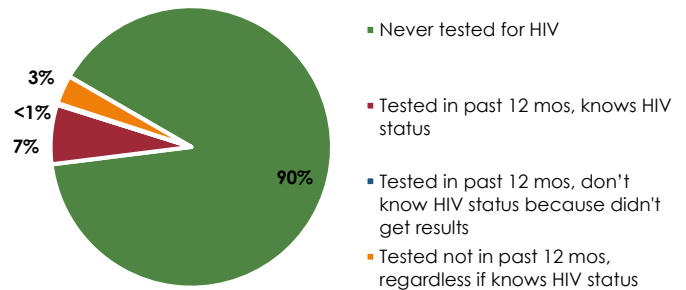
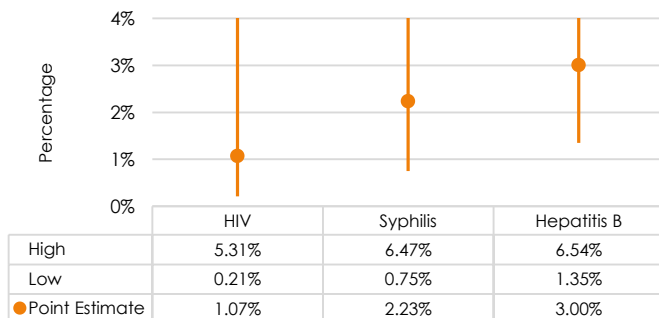


Figure 8. HIV, Syphilis and Hepatitis B prevalence, 2015 IHBS



Important Note:

Data presented in this factsheet have been adjusted using Time Location Sampling (TLS) weights and is not directly comparable to previous IHBS rounds.



National HIV/AIDS & STI Surveillance and Strategic Information Unit
 Epidemiology Bureau, Department of Health
 Bldg. 19, 2nd Floor, San Lazaro Compound,
 Sta. Cruz, Manila, 1003, Philippines
 Tel: +632 651-7800 loc 2952
 Email: hivepicenter@gmail.com
 Website: www.doh.gov.ph

2015 Integrated HIV Behavioral and Serologic Surveillance Angeles City



MALE ENTERTAINMENT ESTABLISHMENT WORKERS (MEW)

Inclusion Criteria: Born male, 15 years or older, who works in an establishment and has accepted payment (cash or kind) in exchange for sex in the past 3 months from a male or female

Table 1. Demographic Profile, frequency (%)	
Total Sample	300
Age in years, range (median)	15-48 (27)
15 to 17 years old	1 (<1%)
18 to 24 years old	102 (34%)
25 years and older	197 (66%)
Civil Status	
Single	263 (88%)
Married	34 (11%)
Separated/Widower	3 (1%)
Presently living with a partner	153 (51%)
Resident of the city	234 (78%)
Student	5 (2%)
Gender Identity	
Male-identifying	261 (87%)
Female-identifying	34 (11%)
Both equally	5 (2%)
Does not identify as male/female/both	0 (0%)
Gender Expression	
Masculine	273 (91%)
Feminine	27 (9%)
Member of at least 1 social networking site	187 (62%)
Had sex partner/s from social networking site	16 (5%)

Figure 1. Frequency of sex work in a year, 2015 IHBS

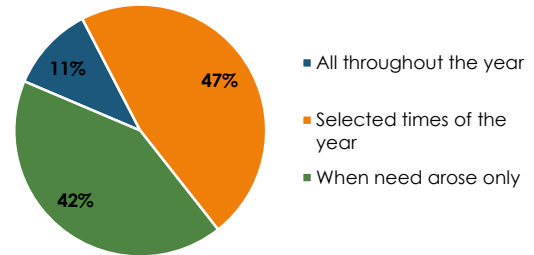


Figure 2. Venues where MEW found clients, 2015 IHBS

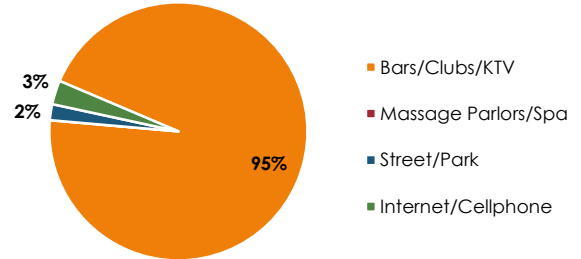


Table 2. Number of Sex Partners*, range (median)	
Female paying client (past mo)	1-10 (1)
Male paying client (past mo)	1-20 (1)
Non-paying female partner (past 12 mos)	1-100 (1)
Non-paying male partner (past 12 mos)	1-15 (1)

*Number of sex partners among those who reported having sex with the specific type of partner

Table 3. Sexual Behavior: Age Profile in years, range (median)	
Age of first sex	7-28 (17)
Age of first anal sex with a male	9-27 (18)
Age of first transactional sex	13-42 (21)
Age of first condom use	12-44 (20)

Figure 3. Sex and Condom Use with Female Partners, 2015 IHBS

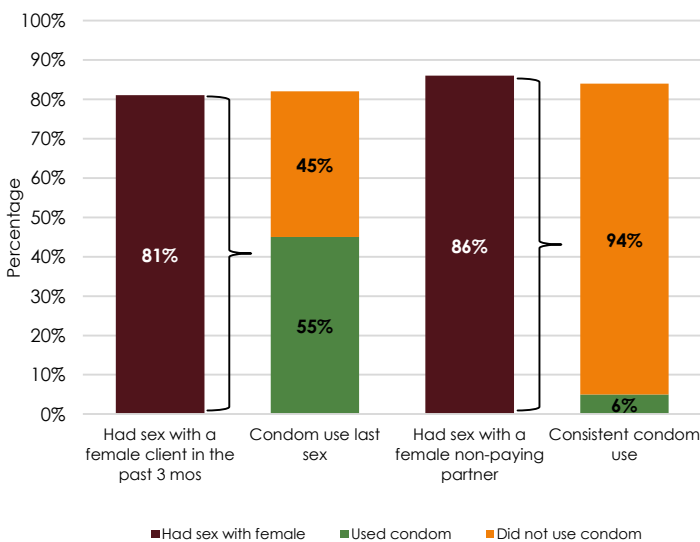


Figure 4. Sex and Condom Use with Male Partners, 2015 IHBS

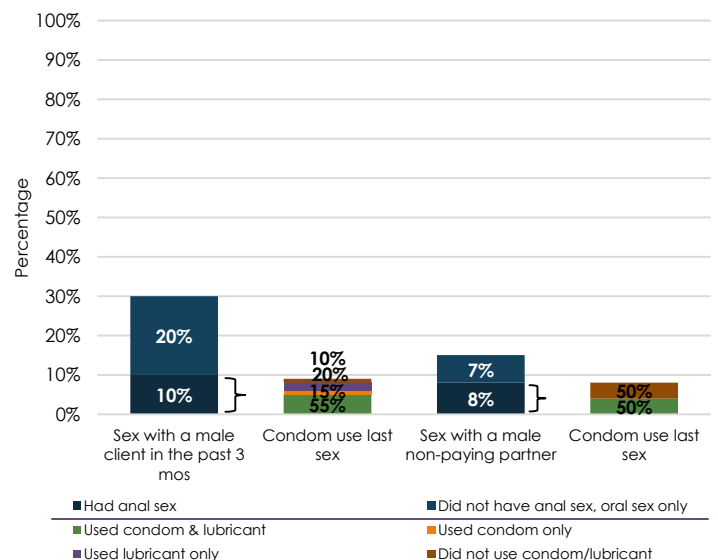


Table 4. Reasons for not Using a condom, freq (%)	Female client (n=108)	Male client (n=10)
Does not like condom	70 (65%)	6 (60%)
Condom not available	8 (7%)	3 (30%)
Partner objected	14 (13%)	0 (0%)
Not necessary	10 (9%)	1 (10%)
Forgot to use a condom	4 (4%)	0 (0%)
Don't know how to use	0 (0%)	0 (0%)
Condoms are expensive	0 (0%)	0 (0%)
Other reasons	2 (2%)	0 (0%)

Figure 5. HIV Program Outcomes, 2015 IHBS

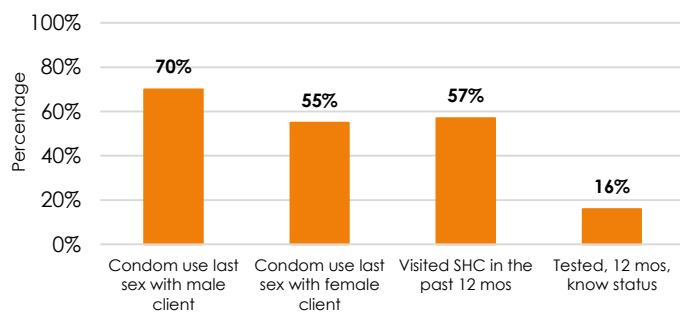


Figure 6. HIV Knowledge & Attitude, 2015 IHBS

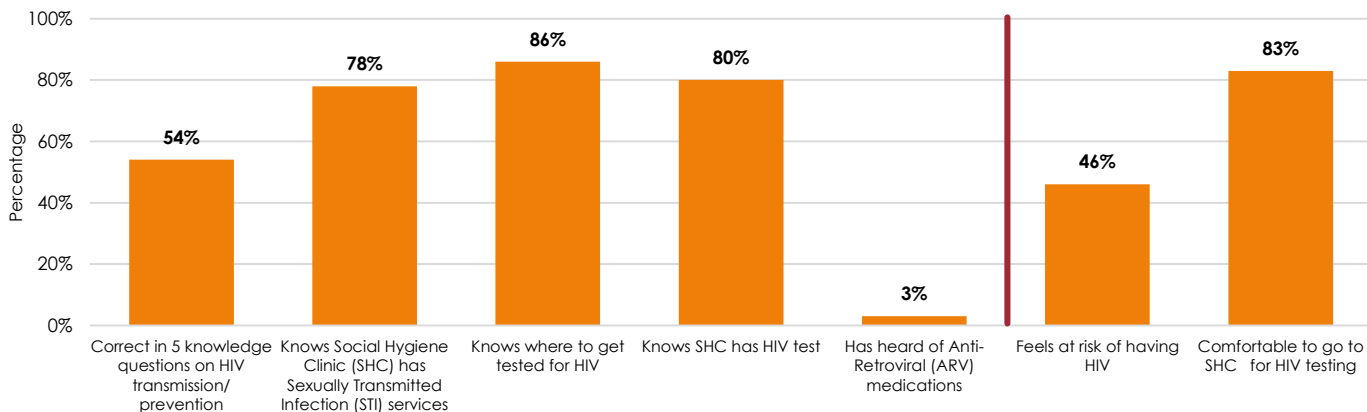
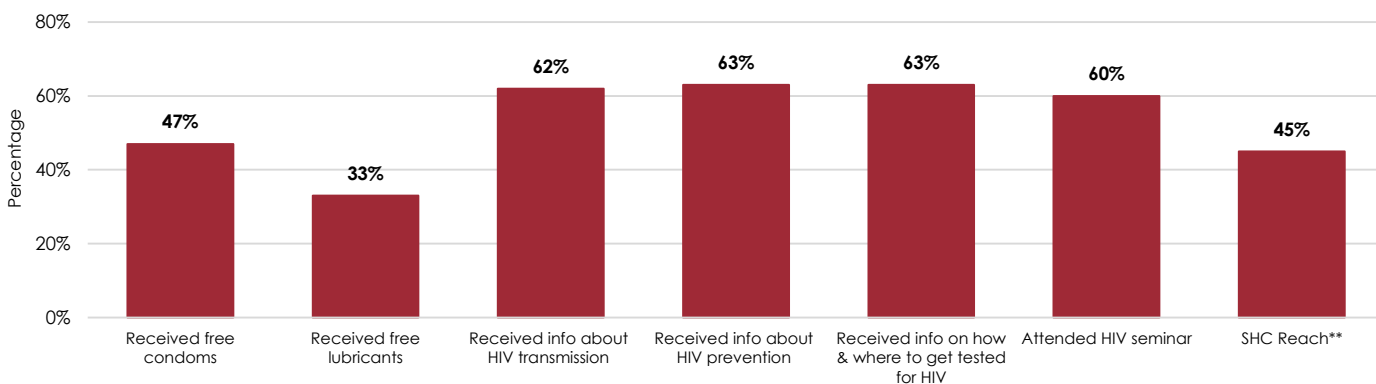


Figure 7. Access to HIV services from Social Hygiene Clinic (SHC) or Peer Educator (PE) in the past 12 months, 2015 IHBS



**SHC Reach: (a) received free condom from SHC/PE. and (b) received information on HIV transmission, prevention, testing or attended seminar from SHC/PE.

Figure 8. Tested for HIV and know status, 2015 IHBS

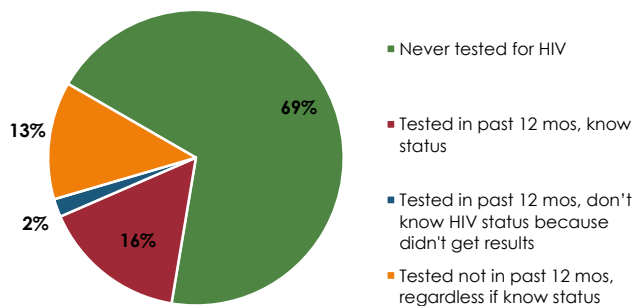
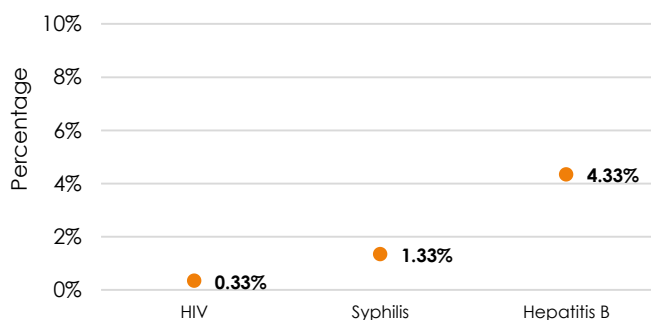


Figure 9. HIV, Syphilis and hepatitis B prevalence, 2015 IHBS



Important Note:

Systematic sampling was the method used for the IHBS among MEW. Data presented in this factsheet have not been adjusted using sampling weights.



National HIV/AIDS & STI Surveillance and Strategic Information Unit

Epidemiology Bureau, Department of Health
Bldg. 19, 2nd Floor, San Lazaro Compound,
Sta. Cruz, Manila, 1003, Philippines

Tel: +632 651-7800 loc 2952
Email: hivepicenter@gmail.com
Website: www.doh.gov.ph

2015 Integrated HIV Behavioral and Serologic Surveillance Angeles City



TRANSGENDER WOMEN (TGW)

Inclusion Criteria: Born male, 15 years or older, identifies as female, TG or pa-girl, lives, works or plays in Angeles City, and who reported oral or anal or vaginal sex with a male in the past 12 months

Table 1. Demographic Profile, freq (%)	
Total Sample	269
Age in years, range (median)	15-54 (20)
15 to 17 years old	102 (42%)
18 to 24 years old	89 (31%)
25 years and older	78 (27%)
Civil Status	
Single	269 (100%)
Married	0 (0%)
Separated/Widower	0 (0%)
Presently living with a partner	17 (6%)
Resident of the city	231 (87%)
Currently working	86 (31%)
Educational Attainment	
No grade completed	8 (4%)
Elementary	132 (52%)
High school	99 (35%)
Vocational, College, Post-Graduate	28 (9%)
Student	89 (33%)
Gender Expression	
Masculine	4 (3%)
Feminine	265 (97%)
TG Group/Clan Member	7 (2%)
Member of at least 1 social networking site	259 (96%)
Had sex partner/s from social networking site	46 (17%)

Figure 1. Type of sex during last sex with a male partner, 2015 IHBSS

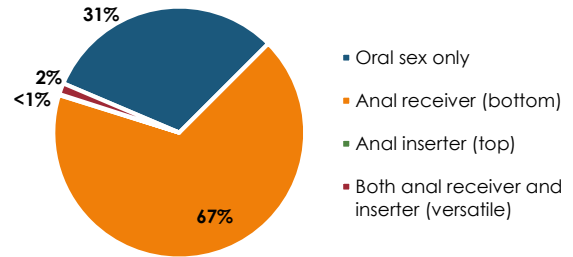


Table 2. Sexual Behavior: Age Profile in years, range (median)	
Age of first sex	5-28 (14)
Age of first sex with a male	5-28 (14)
Age of first condom use	13-33 (18)

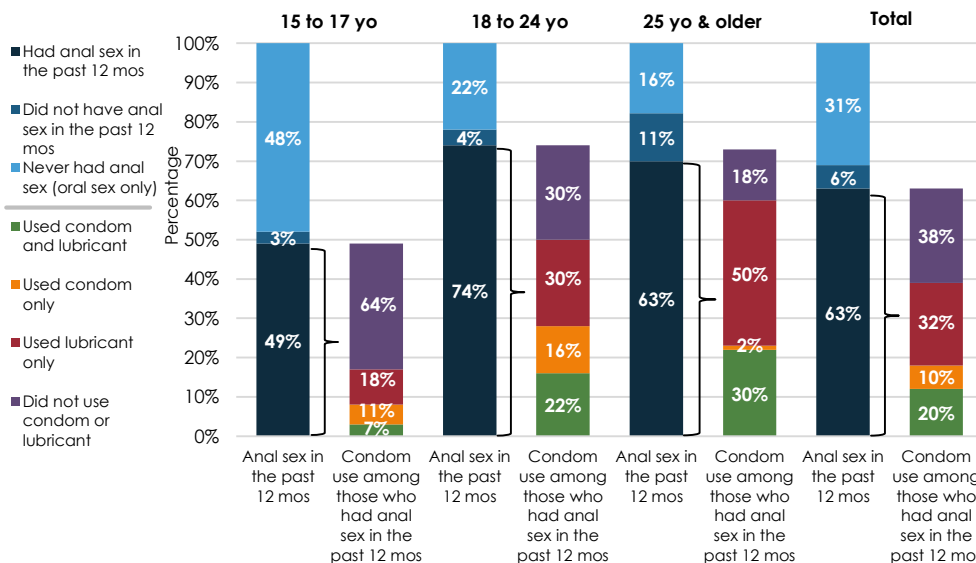
Table 3. Body Enhancements, freq (%)	
Took hormone pills in the past 12 mos	58 (23%)
Injected hormones in the past 12 mos	6 (1%)
Desires sexual reassignment surgery (SRS)	116 (42%)

Table 4. Experience of Discrimination or Abuse in the past 12 months, freq (%)	
Discrimination by health care provider	7 (2%)
Verbal abuse or harassment	64 (29%)
Physical abuse or harassment	8 (3%)
Sexual abuse or harassment	5 (2%)

Table 5. Number of Sex Partners*, range (median)	
Non-paying male partner (past mo)	1-15 (2)
Non-paying male partner (past 12 mos)	1-100 (5)
Paying client (past 12 mos)	1-33 (2)
Paid partner (past 12 mos)	1-70 (4)
Anal partner met online (past 12 mos)	1-30 (3)

*Number of sex partners among those who reported having sex with the specific type of partner

Figure 2. Anal Sex and Condom Use in the past 12 months, 2015 IHBSS



Reasons for not using a condom, freq (%)	
Condom not available	85 (70%)
Does not like condom	21 (16%)
Not necessary	9 (8%)
Partner objected	5 (6%)
Condoms are expensive	1 (1%)
Forgot to use a condom	0 (0%)
Does not know how to use condom	0 (0%)
Other reasons	0 (0%)

Table 6. Sex with Payment, freq (%)		15 to 17 yo	18 to 24 yo	25 yo & older	Total
Had paying male partner in the past 12 mos		8 (8%)	19 (22%)	12 (16%)	39 (14%)
Condom use last anal sex with client		2 (19%)	10 (37%)	7 (65%)	19 (40%)
Client of male sex worker in the past 12 mos		10 (9%)	35 (48%)	28 (40%)	73 (29%)

Table 7. Correctly answered knowledge questions, freq (%)	
Healthy-looking person can have HIV	242 (88%)
Having only one faithful uninfected partner	257 (93%)
Using condoms reduces the risk of HIV	257 (94%)
A person cannot get HIV from mosquitoes	202 (76%)
A person cannot get HIV from toilet bowls	179 (66%)

Figure 3. HIV Knowledge & Attitude, 2015 IHBS

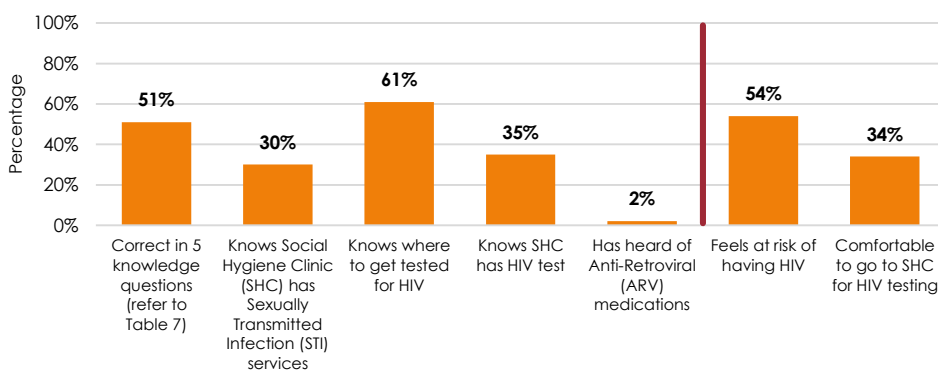
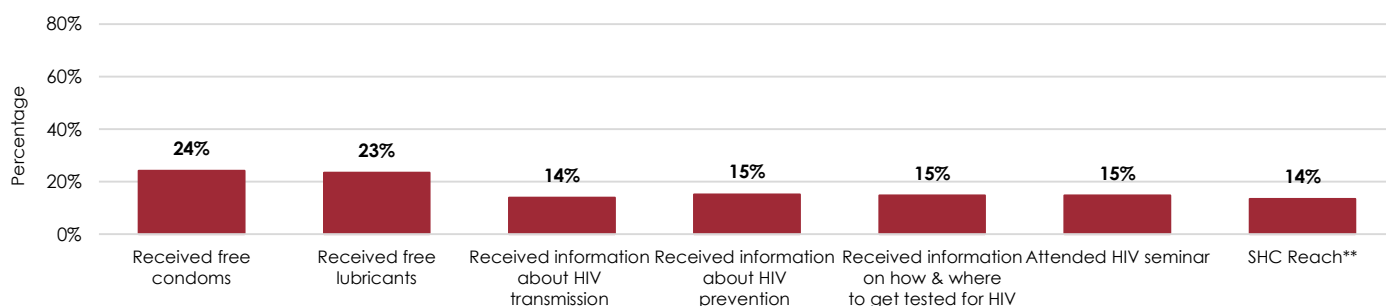


Figure 4. Access to HIV services from Social Hygiene Clinic (SHC) or Peer Educator (PE) in the past 12 months, 2015 IHBS



** SHC Reach: (a) received free condom from SHC/PE, and (b) received information on HIV transmission, prevention, testing or attended seminar from SHC/PE.

Figure 5. HIV Program Outcomes, 2015 IHBS

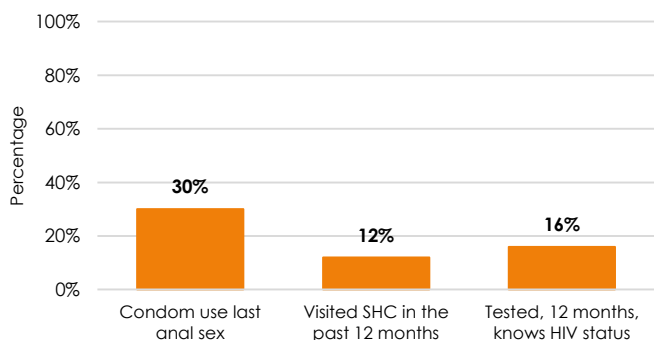


Figure 6. Tested for HIV and know status, 2015 IHBS

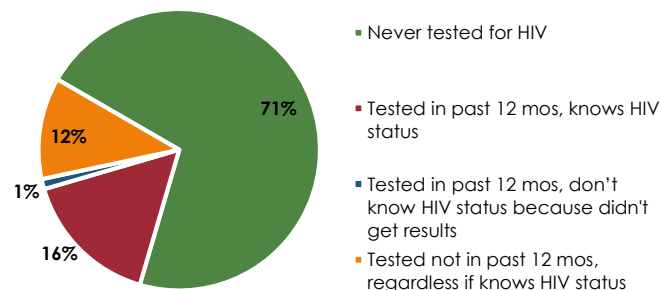
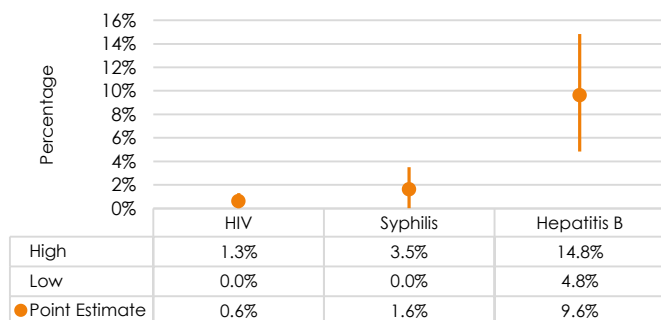


Figure 7. HIV, Syphilis and Hepatitis B prevalence, 2015 IHBS



Important Note:

Data presented in this factsheet have been adjusted using Respondent Driven Sampling (RDS) weights and is not directly comparable to previous IHBS rounds.



National HIV/AIDS & STI Surveillance and Strategic Information Unit

Epidemiology Bureau, Department of Health
Bldg. 19, 2nd Floor, San Lazaro Compound,
Sta. Cruz, Manila, 1003, Philippines

Tel: +632 651-7800 loc 2952
Email: hivepicenter@gmail.com
Website: www.doh.gov.ph

2015 Integrated HIV Behavioral and Serologic Surveillance Baguio City



MALES/TRANSGENDERS WHO HAVE SEX WITH MALES (M/TSM)

Inclusion Criteria: Born male, 15 years or older, who reported oral or anal sex with a male in the past 12 months

Table 1. Demographic Profile, freq (%)	
Total Sample	300
Age in years, range (median)	16-51 (25)
15 to 17 years old	7 (3%)
18 to 24 years old	144 (47%)
25 years and older	149 (50%)
Civil Status	
Single	291 (98%)
Married	8 (2%)
Separated/Widower	1 (<1%)
Presently living with a partner	57 (18%)
Resident of the city	294 (98%)
Currently working	234 (73%)
Educational Attainment	
No grade completed	4 (1%)
Elementary	38 (13%)
High school	174 (56%)
Vocational, College, Post-Graduate	84 (30%)
Student	27 (11%)
Gender Expression	
Masculine	165 (57%)
Feminine	135 (43%)
Clan Member	12 (5%)
Member of at least 1 social networking site	152 (50%)
Had sex partner/s from social networking site	159 (54%)

Figure 1. Type of sex during last sex with a male partner, 2015 IHBSS

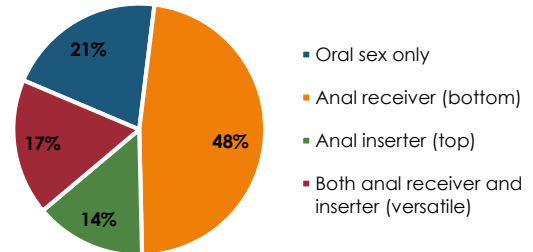


Figure 2. Gender Identity, 2015 IHBSS

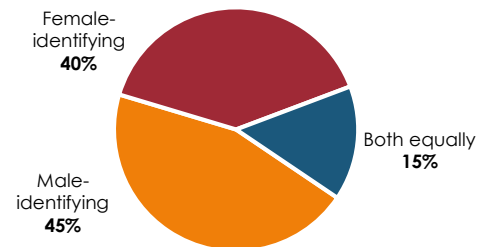
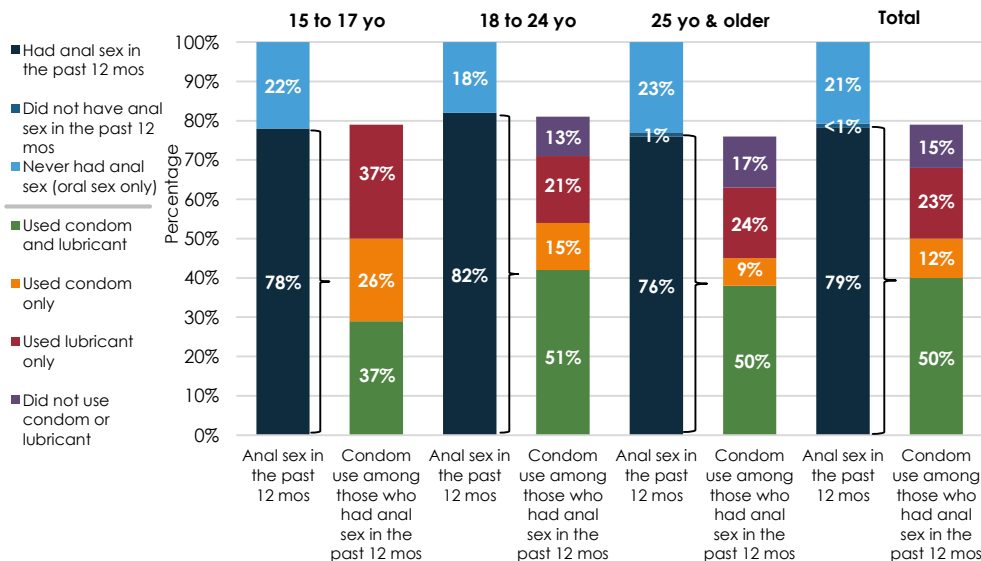


Table 2. Sexual Behavior: Age Profile in years, range (median)	
Age of first sex	7-26 (17)
Age of first sex with a male	7-30 (18)
Age of first condom use	13-50 (19)

Table 3. Number of Sex Partners*, range (median)	
Non-paying male partner (past mo)	1-10 (1)
Non-paying male partner (past 12 mos)	1-90 (2)
Paying client (past 12 mos)	1-30 (2)
Paid partner (past 12 mos)	1-25 (3)
Anal partner met online (past 12 mos)	1-4 (2)

*Number of sex partners among those who reported having sex with the specific type of partner

Figure 3. Anal Sex and Condom Use in the past 12 months, 2015 IHBSS



Reasons for not using a condom, freq (%)	
Condom not available	28 (31%)
Not necessary	27 (31%)
Partner objected	18 (23%)
Does not like condom	9 (11%)
Forgot to use a condom	3 (3%)
Other reasons	1 (2%)
Does not know how to use condom	1 (1%)
Condoms are expensive	0 (0%)

Table 4. Sex with Payment, freq (%)	15 to 17 yo	18 to 24 yo	25 yo & older	Total
Had paying male partner in the past 12 mos	2 (14%)	26 (13%)	21 (12%)	49 (12%)
Client of male sex worker in the past 12 mos	0 (0%)	7 (4%)	14 (8%)	21 (6%)

Table 5. Correctly answered knowledge questions, freq (%)	
Healthy-looking person can have HIV	295 (98%)
Having only one faithful uninfected partner	297 (99%)
Using condoms reduces the risk of HIV	294 (98%)
A person cannot get HIV from mosquitoes	214 (73%)
A person cannot get HIV from toilet bowls	236 (80%)

Figure 4. HIV Knowledge & Attitude, 2015 IHBSS

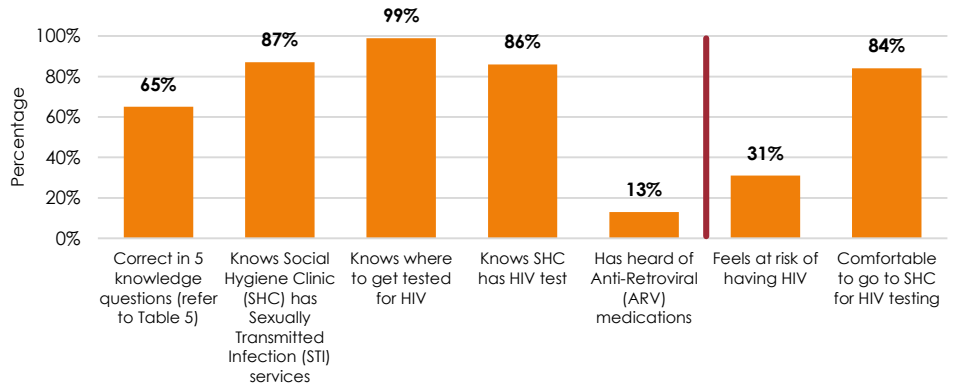
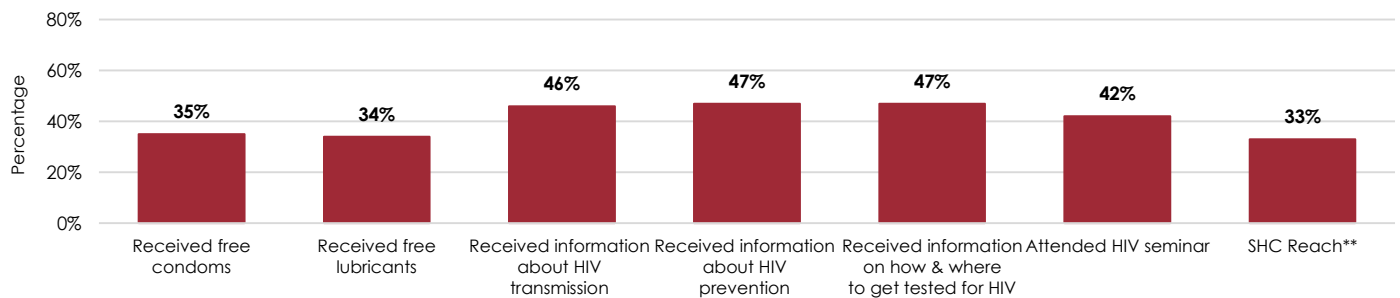


Figure 5. Access to HIV services from Social Hygiene Clinic (SHC) or Peer Educator (PE) in the past 12 months, 2015 IHBSS



** SHC Reach: (a) received free condom from SHC/PE, and (b) received information on HIV transmission, prevention, testing or attended seminar from SHC/PE.

Figure 6. HIV Program Outcomes, 2015 IHBSS

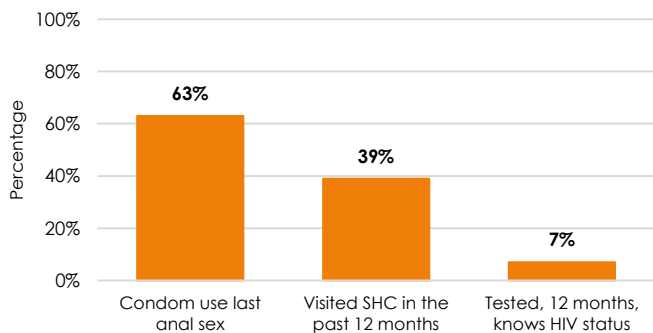


Figure 7. Tested for HIV and know status, 2015 IHBSS

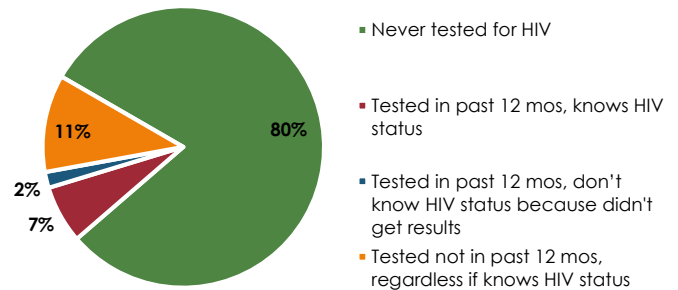
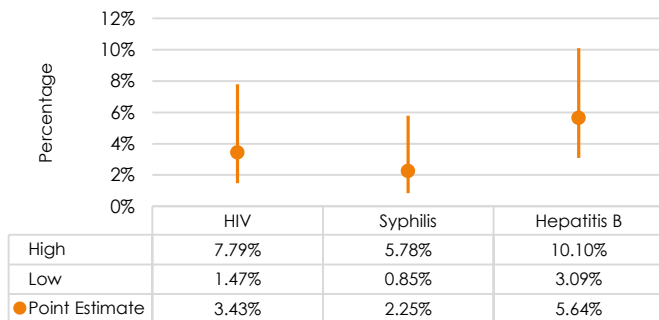


Figure 8. HIV, Syphilis and Hepatitis B prevalence, 2015 IHBSS



Important Note:

Data presented in this factsheet have been adjusted using Time Location Sampling (TLS) weights and is not directly comparable to previous IHBSS rounds.



National HIV/AIDS & STI Surveillance and Strategic Information Unit
 Epidemiology Bureau, Department of Health
 Bldg. 19, 2nd Floor, San Lazaro Compound,
 Sta. Cruz, Manila, 1003, Philippines
 Tel: +632 651-7800 loc 2952
 Email: hivepicenter@gmail.com
 Website: www.doh.gov.ph

2015 Integrated HIV Behavioral and Serologic Surveillance Butuan City



MALES/TRANSGENDERS WHO HAVE SEX WITH MALES (M/TSM)

Inclusion Criteria: Born male, 15 years or older, who reported oral or anal sex with a male in the past 12 months

Table 1. Demographic Profile, freq (%)	
Total Sample	304
Age in years, range (median)	15-45 (19)
15 to 17 years old	76 (27%)
18 to 24 years old	177 (56%)
25 years and older	51 (18%)
Civil Status	
Single	302 (99%)
Married	2 (1%)
Separated/Widower	0 (0%)
Presently living with a partner	19 (7%)
Resident of the city	276 (91%)
Currently working	97 (32%)
Educational Attainment	
No grade completed	12 (4%)
Elementary	75 (28%)
High school	175 (54%)
Vocational, College, Post-Graduate	42 (15%)
Student	138 (45%)
Gender Expression	
Masculine	212 (67%)
Feminine	92 (33%)
Clan Member	20 (7%)
Member of at least 1 social networking site	234 (78%)
Had sex partner/s from social networking site	108 (36%)

Figure 1. Type of sex during last sex with a male partner, 2015 IHBSS

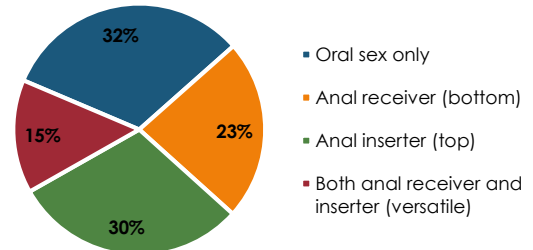


Figure 2. Gender Identity, 2015 IHBSS

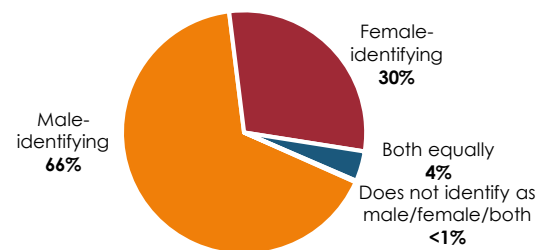
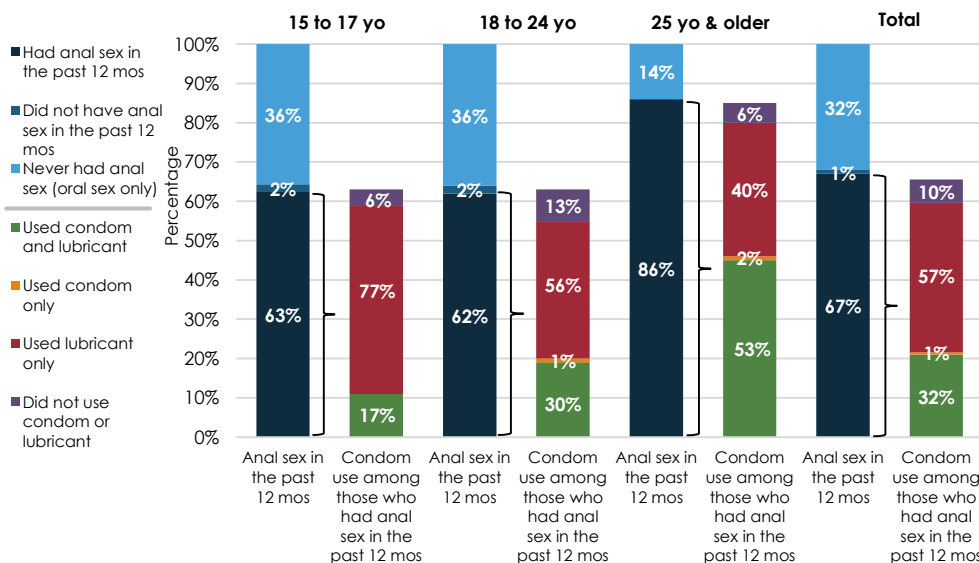


Table 2. Sexual Behavior: Age Profile in years, range (median)	
Age of first sex	5-24 (15)
Age of first sex with a male	5-26 (16)
Age of first condom use	13-32 (18)

Table 3. Number of Sex Partners*, range (median)	
Non-paying male partner (past mo)	1-19 (1)
Non-paying male partner (past 12 mos)	1-100 (3)
Paying client (past 12 mos)	1-20 (2)
Paid partner (past 12 mos)	1-100 (2)
Anal partner met online (past 12 mos)	1-20 (1)

*Number of sex partners among those who reported having sex with the specific type of partner

Figure 3. Anal Sex and Condom Use in the past 12 months, 2015 IHBSS



Reasons for not using a condom, freq (%)	
Condom not available	89 (72%)
Does not like condom	27 (20%)
Partner objected	5 (3%)
Not necessary	4 (2%)
Forgot to use a condom	2 (1%)
Does not know how to use condom	1 (1%)
Condoms are expensive	1 (<1%)
Other reasons	0 (0%)

Table 4. Sex with Payment, freq (%)	15 to 17 yo	18 to 24 yo	25 yo & older	Total
Had paying male partner in the past 12 mos	47 (62%)	83 (45%)	17 (35%)	147 (48%)
Client of male sex worker in the past 12 mos	6 (7%)	19 (11%)	15 (32%)	40 (14%)

Table 5. Correctly answered knowledge questions, freq (%)	
Healthy-looking person can have HIV	246 (82%)
Having only one faithful uninfected partner	263 (87%)
Using condoms reduces the risk of HIV	261 (86%)
A person cannot get HIV from mosquitoes	185 (60%)
A person cannot get HIV from toilet bowls	184 (61%)

Figure 4. HIV Knowledge & Attitude, 2015 IHBSS

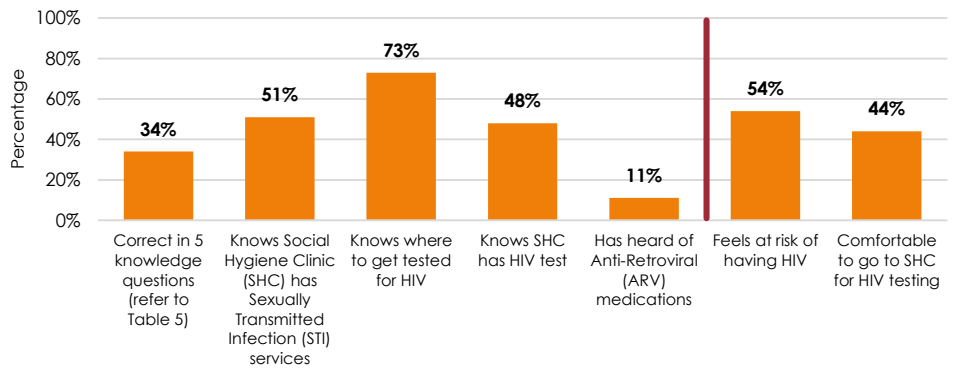
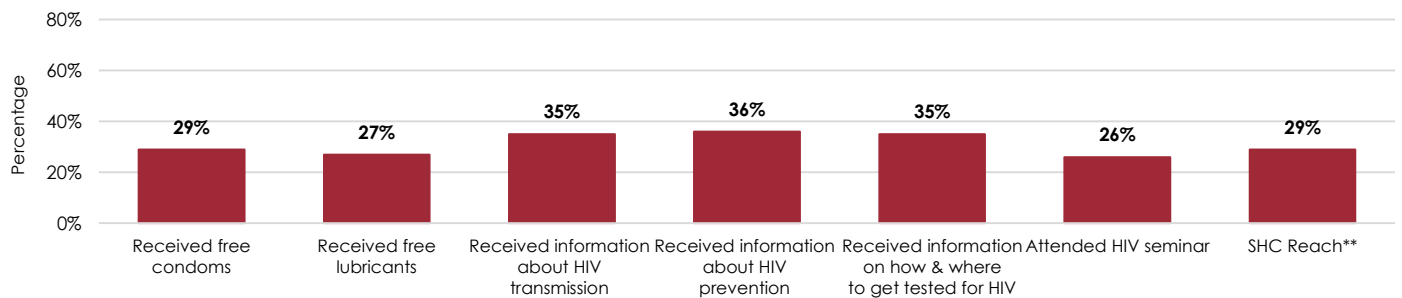


Figure 5. Access to HIV services from Social Hygiene Clinic (SHC) or Peer Educator (PE) in the past 12 months, 2015 IHBSS



** SHC Reach: (a) received free condom from SHC/PE, and (b) received information on HIV transmission, prevention, testing or attended seminar from SHC/PE.

Figure 6. HIV Program Outcomes, 2015 IHBSS

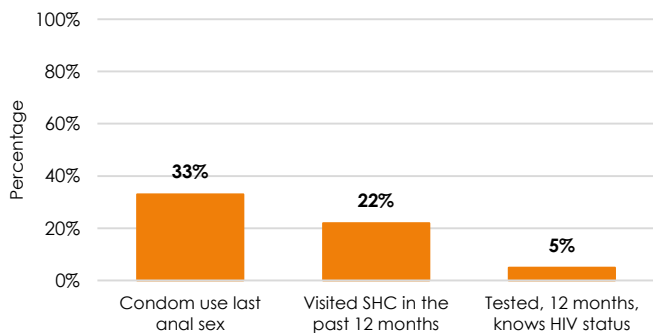


Figure 7. Tested for HIV and know status, 2015 IHBSS

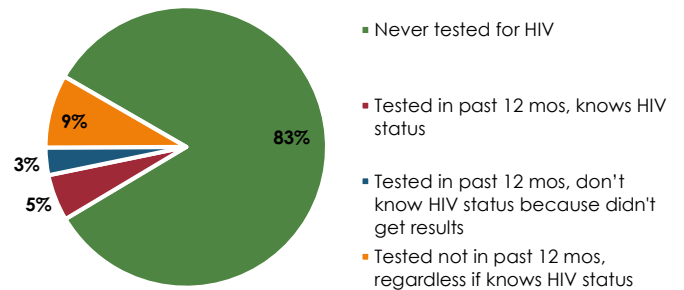


Figure 8. HIV, Syphilis and Hepatitis B prevalence, 2015 IHBSS

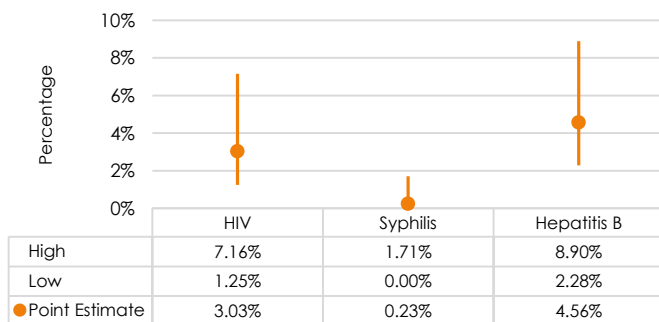
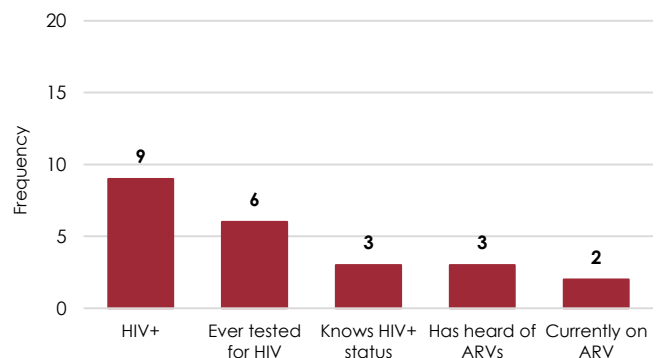


Figure 9. Cascade of HIV-positive M/TSM respondents, 2015 IHBSS



Important Note:

Data presented in this factsheet have been adjusted using Time Location Sampling (TLS) weights and is not directly comparable to previous IHBSS rounds.



National HIV/AIDS & STI Surveillance and Strategic Information Unit
 Epidemiology Bureau, Department of Health
 Bldg. 19, 2nd Floor, San Lazaro Compound,
 Sta. Cruz, Manila, 1003, Philippines
 Tel: +632 651-7800 loc 2952
 Email: hivepicenter@gmail.com
 Website: www.doh.gov.ph

2015 Integrated HIV Behavioral and Serologic Surveillance Cagayan de Oro City



MALES/TRANSGENDERS WHO HAVE SEX WITH MALES (M/TSM)

Inclusion Criteria: Born male, 15 years or older, who reported oral or anal sex with a male in the past 12 months

Table 1. Demographic Profile, freq (%)	
Total Sample	300
Age in years, range (median)	15-48 (23)
15 to 17 years old	28 (9%)
18 to 24 years old	162 (55%)
25 years and older	110 (37%)
Civil Status	
Single	296 (99%)
Married	2 (1%)
Separated/Widower	1 (<1%)
Presently living with a partner	27 (10%)
Resident of the city	283 (94%)
Currently working	185 (64%)
Educational Attainment	
No grade completed	10 (3%)
Elementary	23 (6%)
High school	171 (60%)
Vocational, College, Post-Graduate	96 (31%)
Student	112 (36%)
Gender Expression	
Masculine	225 (74%)
Feminine	75 (26%)
Clan Member	58 (18%)
Member of at least 1 social networking site	280 (94%)
Had sex partner/s from social networking site	122 (39%)

Figure 1. Type of sex during last sex with a male partner, 2015 IHBSS

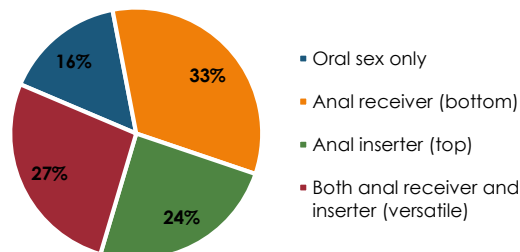


Figure 2. Gender Identity, 2015 IHBSS

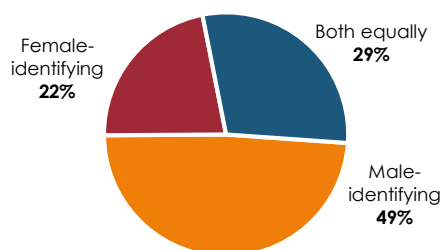
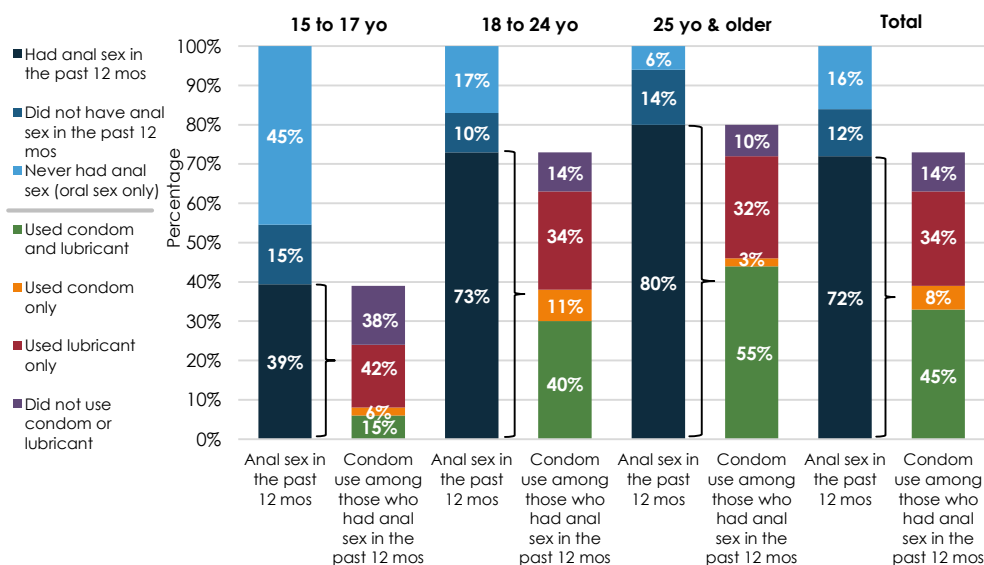


Table 2. Sexual Behavior: Age Profile in years, range (median)	
Age of first sex	4-32 (16)
Age of first sex with a male	4-32 (16)
Age of first condom use	12-40 (19)

Table 3. Number of Sex Partners*, range (median)	
Non-paying male partner (past mo)	1-20 (2)
Non-paying male partner (past 12 mos)	1-300 (3)
Paying client (past 12 mos)	1-100 (2)
Paid partner (past 12 mos)	1-270 (4)
Anal partner met online (past 12 mos)	1-40 (3)

*Number of sex partners among those who reported having sex with the specific type of partner

Figure 3. Anal Sex and Condom Use in the past 12 months, 2015 IHBSS



Reasons for not using a condom, freq (%)	
Condom not available	41 (34%)
Not necessary	24 (19%)
Does not like condom	20 (16%)
Other reasons	15 (11%)
Partner objected	10 (6%)
Forgot to use a condom	7 (6%)
Condoms are expensive	3 (3%)
Does not know how to use condom	3 (3%)

Table 4. Sex with Payment, freq (%)	15 to 17 yo	18 to 24 yo	25 yo & older	Total
Had paying male partner in the past 12 mos	15 (53%)	45 (31%)	19 (20%)	79 (29%)
Client of male sex worker in the past 12 mos	1 (7%)	20 (13%)	33 (26%)	54 (17%)

Table 5. Correctly answered knowledge questions, freq (%)	
Healthy-looking person can have HIV	234 (80%)
Having only one faithful uninfected partner	245 (81%)
Using condoms reduces the risk of HIV	253 (84%)
A person cannot get HIV from mosquitoes	199 (64%)
A person cannot get HIV from toilet bowls	219 (73%)

Figure 4. HIV Knowledge & Attitude, 2015 IHBSS

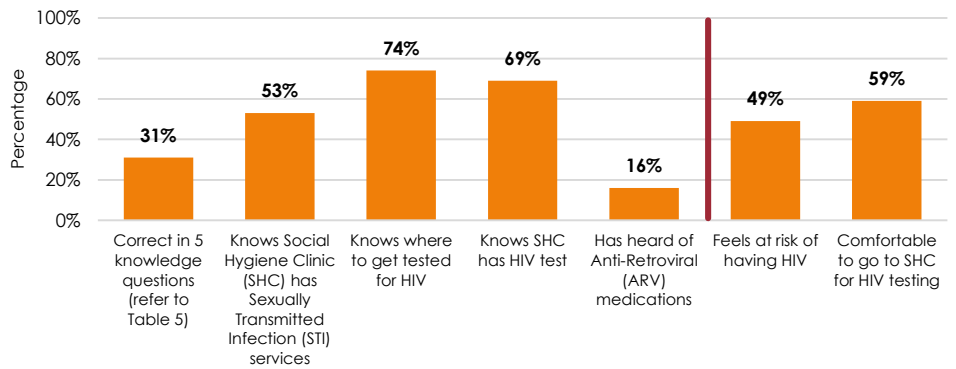
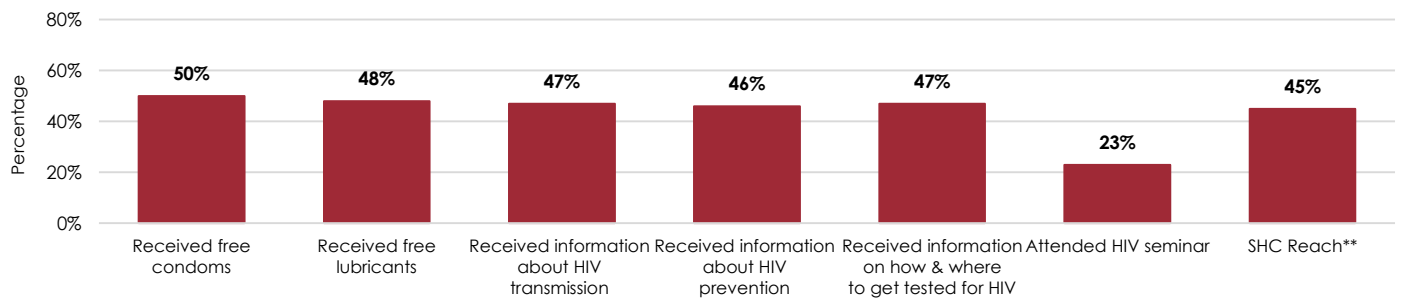


Figure 5. Access to HIV services from Social Hygiene Clinic (SHC) or Peer Educator (PE) in the past 12 months, 2015 IHBSS



** SHC Reach: (a) received free condom from SHC/PE, and (b) received information on HIV transmission, prevention, testing or attended seminar from SHC/PE.

Figure 6. HIV Program Outcomes, 2015 IHBSS

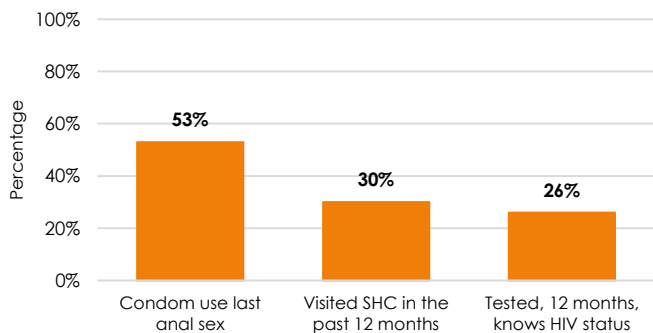


Figure 7. Tested for HIV and know status, 2015 IHBSS

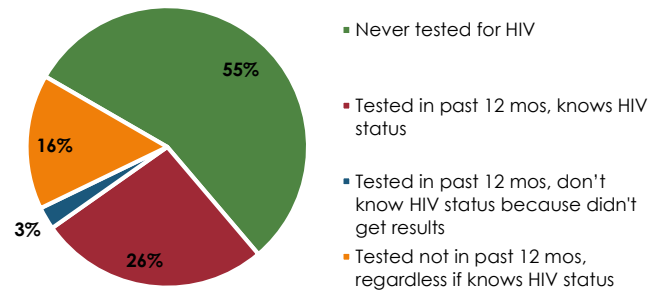


Figure 8. HIV, Syphilis and Hepatitis B prevalence, 2015 IHBSS

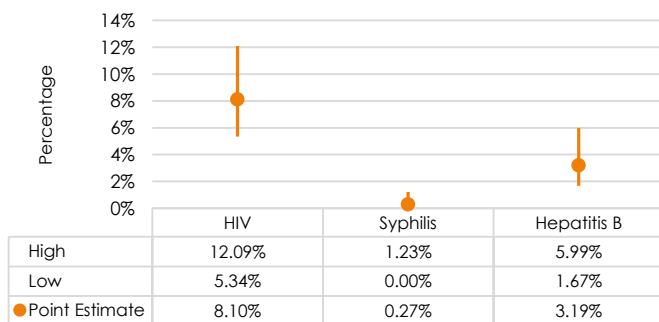
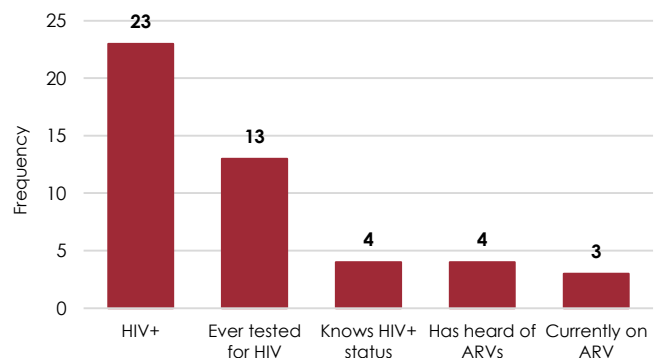


Figure 9. Cascade of HIV-positive M/TSM respondents, 2015 IHBSS



Important Note:

Data presented in this factsheet have been adjusted using Time Location Sampling (TLS) weights and is not directly comparable to previous IHBSS rounds.



National HIV/AIDS & STI Surveillance and Strategic Information Unit
 Epidemiology Bureau, Department of Health
 Bldg. 19, 2nd Floor, San Lazaro Compound,
 Sta. Cruz, Manila, 1003, Philippines
 Tel: +632 651-7800 loc 2952
 Email: hivepicenter@gmail.com
 Website: www.doh.gov.ph

2015 Integrated HIV Behavioral and Serologic Surveillance Cebu City



MALES/TRANSGENDERS WHO HAVE SEX WITH MALES (M/TSM)

Inclusion Criteria: Born male, 15 years or older, who reported oral or anal sex with a male in the past 12 months

Table 1. Demographic Profile, freq (%)	
Total Sample	300
Age in years, range (median)	15-53 (22)
15 to 17 years old	41 (14%)
18 to 24 years old	153 (50%)
25 years and older	106 (35%)
Civil Status	
Single	293 (98%)
Married	5 (2%)
Separated/Widower	2 (1%)
Presently living with a partner	37 (12%)
Resident of the city	293 (98%)
Currently working	130 (43%)
Educational Attainment	
No grade completed	4 (1%)
Elementary	69 (23%)
High school	144 (47%)
Vocational, College, Post-Graduate	83 (29%)
Student	154 (52%)
Gender Expression	
Masculine	195 (66%)
Feminine	105 (34%)
Clan Member	17 (6%)
Member of at least 1 social networking site	239 (81%)
Had sex partner/s from social networking site	133 (44%)

Figure 1. Type of sex during last sex with a male partner, 2015 IHBSS

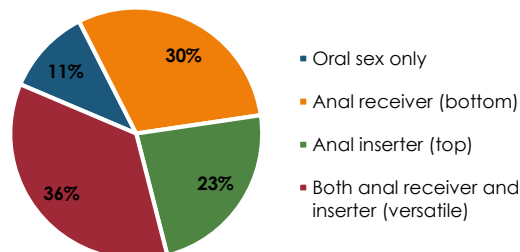


Figure 2. Gender Identity, 2015 IHBSS

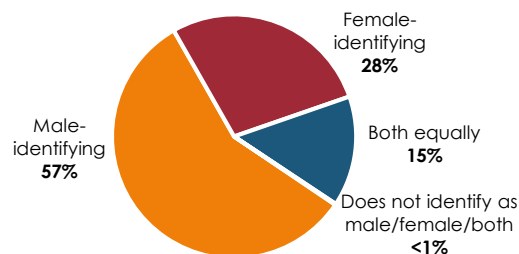
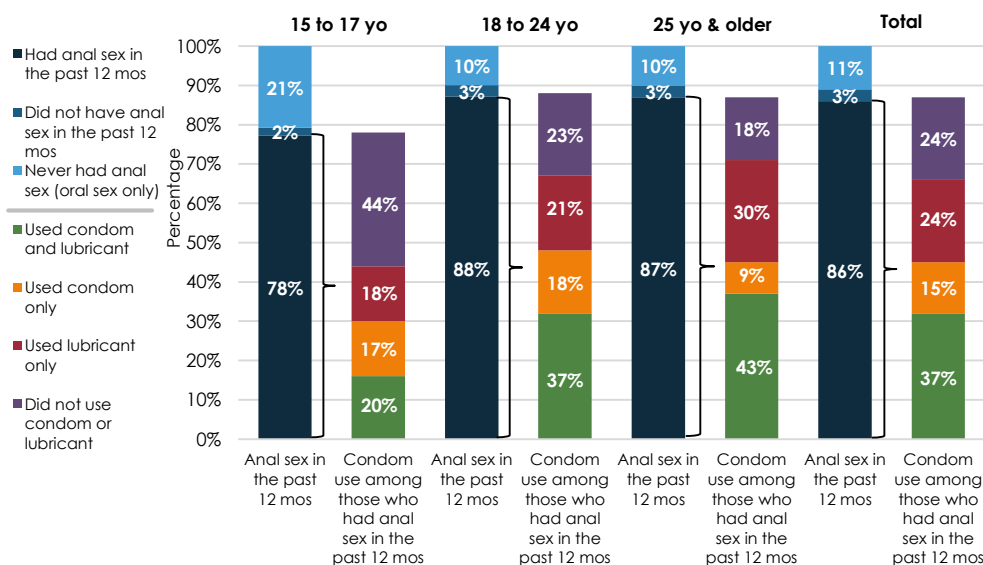


Table 2. Sexual Behavior: Age Profile in years, range (median)	
Age of first sex	6-30 (16)
Age of first sex with a male	6-31 (16)
Age of first condom use	10-35 (18)

Table 3. Number of Sex Partners*, range (median)	
Non-paying male partner (past mo)	1-90 (2)
Non-paying male partner (past 12 mos)	1-500 (6)
Paying client (past 12 mos)	1-150 (2)
Paid partner (past 12 mos)	1-50 (3)
Anal partner met online (past 12 mos)	1-36 (3)

*Number of sex partners among those who reported having sex with the specific type of partner

Figure 3. Anal Sex and Condom Use in the past 12 months, 2015 IHBSS



Reasons for not using a condom, freq (%)	
Condom not available	44 (40%)
Does not like condom	36 (30%)
Partner objected	15 (14%)
Forgot to use a condom	12 (10%)
Not necessary	4 (3%)
Does not know how to use condom	3 (3%)
Other reasons	1 (1%)
Condoms are expensive	0 (0%)

Table 4. Sex with Payment, freq (%)	15 to 17 yo	18 to 24 yo	25 yo & older	Total
Had paying male partner in the past 12 mos	26 (63%)	51 (32%)	16 (16%)	93 (31%)
Client of male sex worker in the past 12 mos	1 (1%)	19 (12%)	27 (24%)	47 (15%)

Table 5. Correctly answered knowledge questions, freq (%)	
Healthy-looking person can have HIV	238 (79%)
Having only one faithful uninfected partner	267 (89%)
Using condoms reduces the risk of HIV	243 (81%)
A person cannot get HIV from mosquitoes	178 (59%)
A person cannot get HIV from toilet bowls	207 (69%)

Figure 4. HIV Knowledge & Attitude, 2015 IHBSS

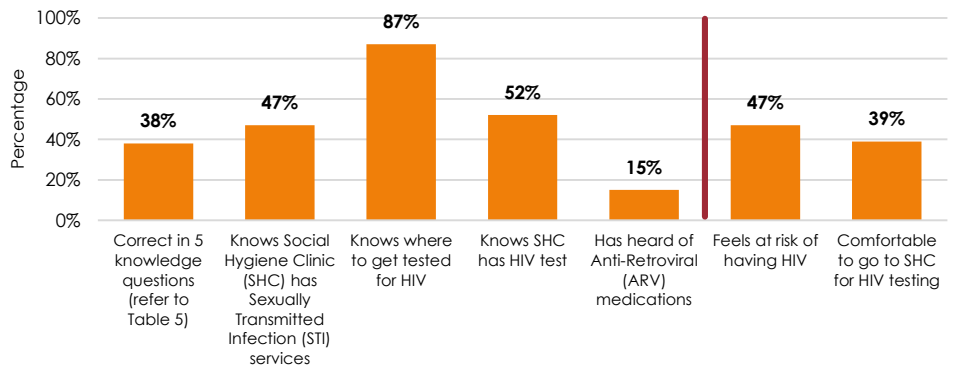
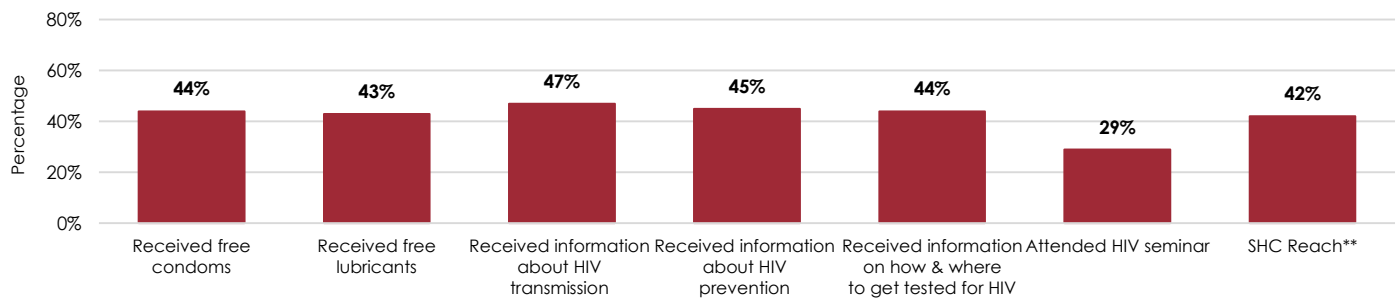


Figure 5. Access to HIV services from Social Hygiene Clinic (SHC) or Peer Educator (PE) in the past 12 months, 2015 IHBSS



** SHC Reach: (a) received free condom from SHC/PE, and (b) received information on HIV transmission, prevention, testing or attended seminar from SHC/PE.

Figure 6. HIV Program Outcomes, 2015 IHBSS

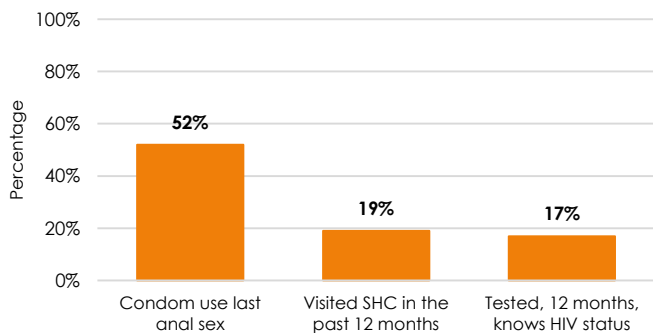


Figure 7. Tested for HIV and know status, 2015 IHBSS

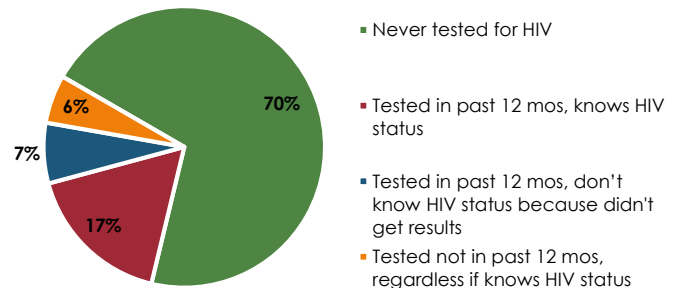


Figure 8. HIV, Syphilis and Hepatitis B prevalence, 2015 IHBSS

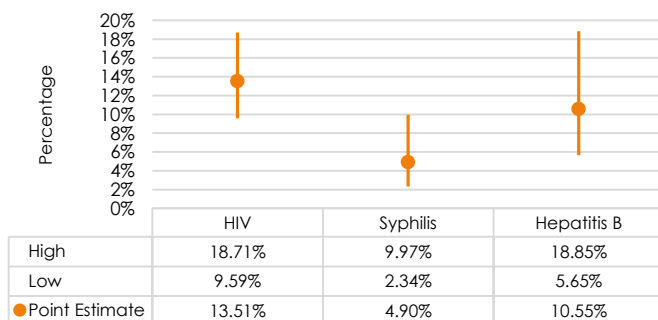
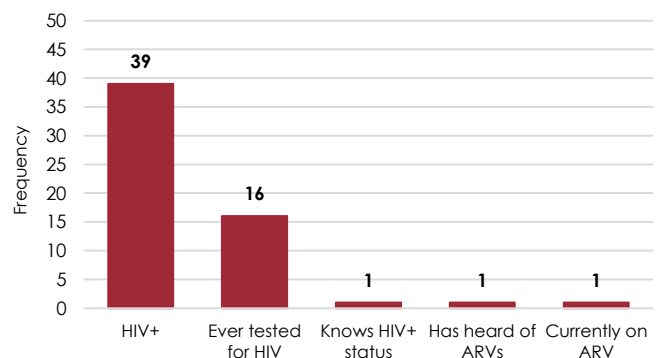


Figure 9. Cascade of HIV-positive M/TSM respondents, 2015 IHBSS



Important Note:

Data presented in this factsheet have been adjusted using Time Location Sampling (TLS) weights and is not directly comparable to previous IHBSS rounds.



National HIV/AIDS & STI Surveillance and Strategic Information Unit
 Epidemiology Bureau, Department of Health
 Bldg. 19, 2nd Floor, San Lazaro Compound,
 Sta. Cruz, Manila, 1003, Philippines
 Tel: +632 651-7800 loc 2952
 Email: hivepicenter@gmail.com
 Website: www.doh.gov.ph

2015 Integrated HIV Behavioral and Serologic Surveillance Cebu City



FREELANCE FEMALE SEX WORKERS (FFSW)

Inclusion Criteria: Born female, 15 years or older, recruited from a location other than establishment that is registered with the local SHC, such as street, park, other public place, or an establishment not registered with the SHC, and has accepted payment (cash or kind) in exchange for sex in the past 1 month

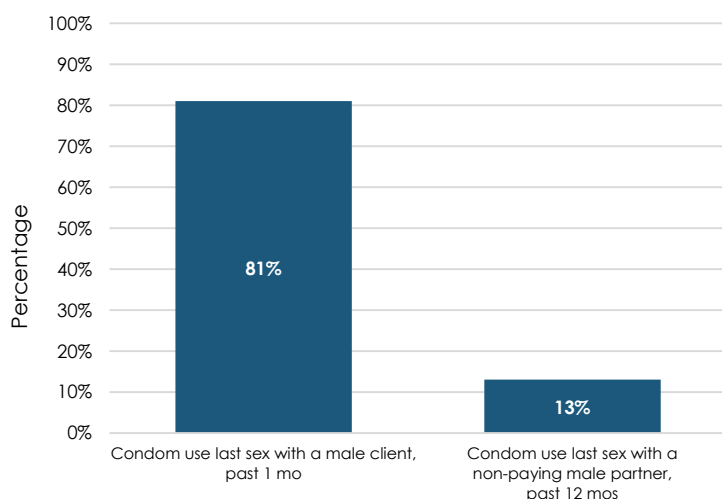
Table 1. Demographic Profile, frequency (%)	
Total Sample	250
Age in years, range (median)	16-57 (26)
15 to 17 years old	11 (4%)
18 to 24 years old	90 (36%)
25 years and older	149 (60%)
Civil Status	
Single	231 (92%)
Married	10 (4%)
Separated/Widower	9 (4%)
Presently living with a partner	106 (43%)
Resident of the city	206 (82%)
Student	20 (8%)
Educational Attainment	
No grade completed	48 (19%)
Elementary	128 (51%)
High school	67 (27%)
Vocational, College, Post-Graduate	7 (3%)

Table 2. Sexual Behavior: Age Profile in years, range (median)	
Age of first sex	7-32 (17)
Age of first transactional sex	13-45 (20)
Age of first condom use	13-45 (20)

Table 3. Number of Sex Partners*, range (median)	
Male paying client (past mo)	1-100 (9)
Returning client	1-50 (2)
One-time client	1-60 (5)
Non-paying male partner (past mo)	1-25 (1)

*Number of sex partners among those who reported having sex with the specific type of partner

Figure 3. Sex and Condom Use with Male Partners, 2015 IHBSS



** 42% (n=105) had a non-paying male partner in the past 12 months

Figure 1. Frequency of sex work in a year, 2015 IHBSS

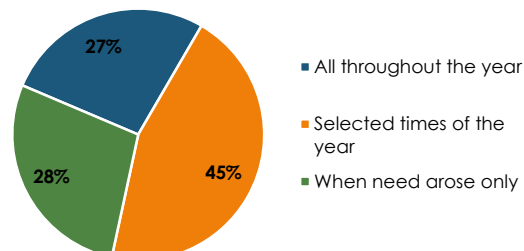


Figure 2. Venues where FFSW found clients, 2015 IHBSS

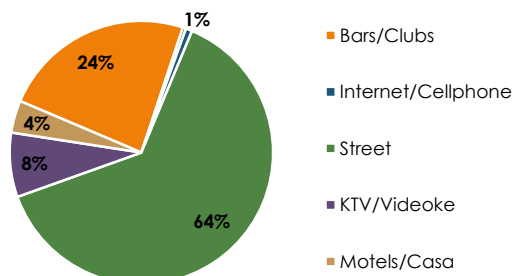


Table 4. Other Risky Behaviors, frequency (%)	
Had sex while drunk (past mo)	113 (45%)
Used drugs (past 12 mos)	114 (46%)
Injected drugs (past 6 mos)	13 (5%)
Had sex while high on drugs (past 12 mo)	44 (18%)

Table 5. Reasons for not using a condom, freq (%)	Male client (n=47)	Non-paying male partner (n=71)
Partner objected	34 (72%)	44 (62%)
Does not like condom	4 (9%)	4 (6%)
Not necessary	2 (4%)	20 (28%)
Don't know how to use	3 (6%)	0 (0%)
Condom not available	2 (4%)	0 (0%)
Forgot to use condom	1 (2%)	0 (0%)
Condoms are expensive	0 (0%)	0 (0%)
Other reasons	1 (2%)	3 (4%)

Table 6. Correctly answered all knowledge questions, frequency (%)	
Healthy-looking person can have HIV	200 (80%)
Having only one faithful uninfected partner	195 (78%)
Using condoms reduces the risk of HIV	207 (83%)
A person cannot get HIV from mosquitoes	159 (64%)
A person cannot get HIV from toilet bowls	147 (59%)

Figure 4. HIV Knowledge & Attitude, 2015 IHBSS

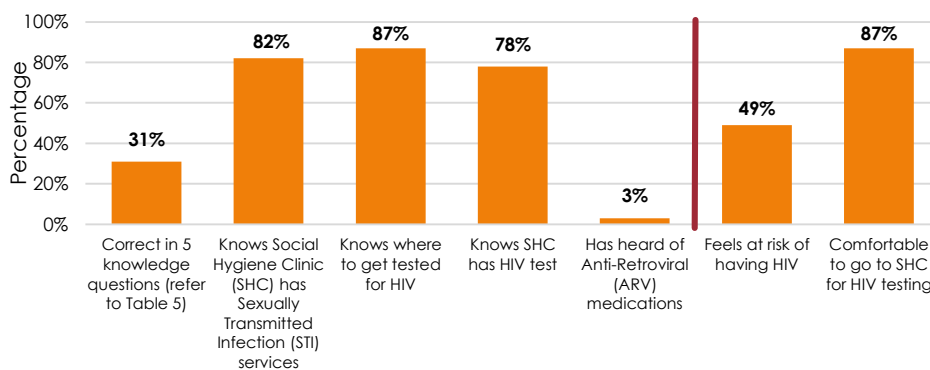
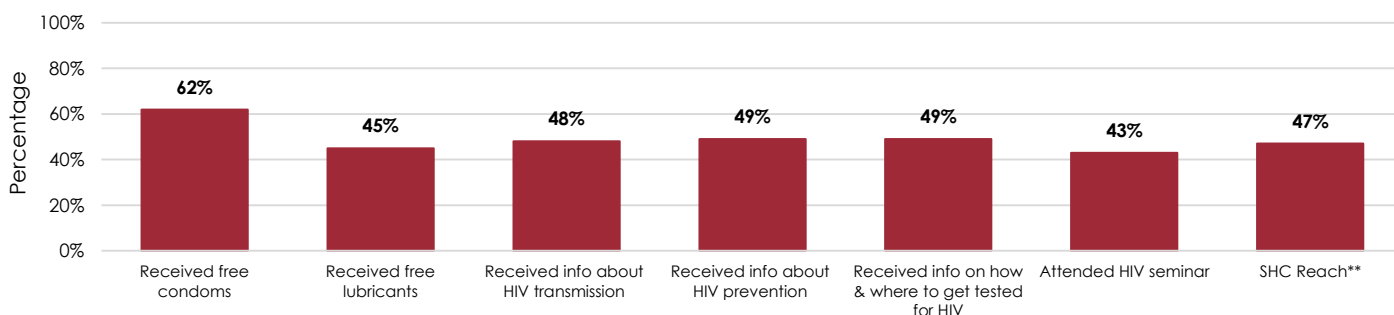


Figure 5. Access to HIV services from Social Hygiene Clinic (SHC) or Peer Educator (PE) in the past 12 months, 2015 IHBSS



**SHC Reach: (a) received free condom from SHC/PE, and (b) received information on HIV transmission, prevention, testing or attended seminar from SHC/PE.

Figure 6. HIV Program Outcomes, 2015 IHBSS

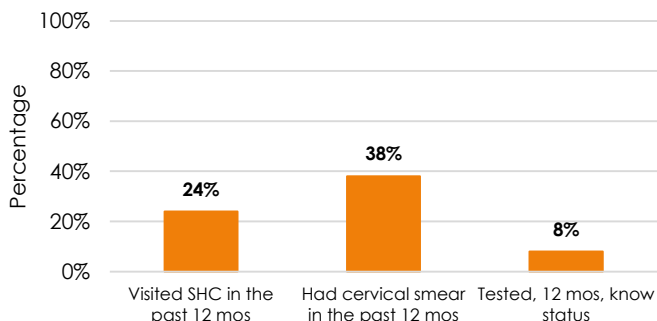


Figure 7. Tested for HIV and know status, 2015 IHBSS

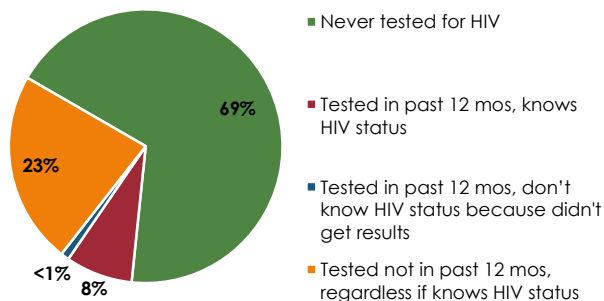


Figure 8. HIV, Syphilis and Hepatitis B prevalence, 2015 IHBSS

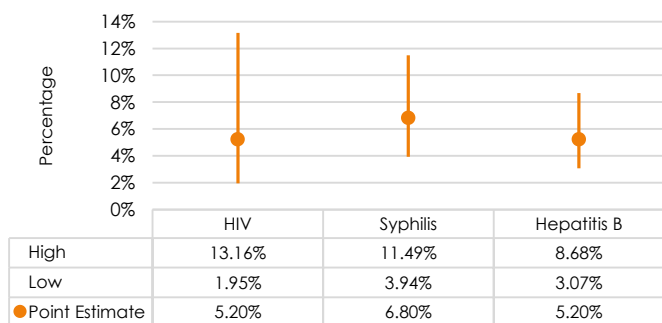
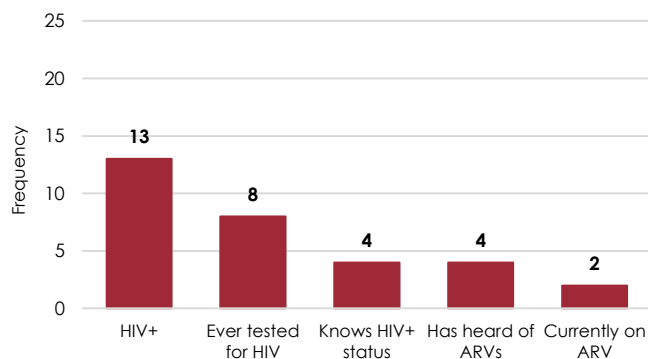


Figure 9. Cascade of HIV-positive FFSW respondents, 2015 IHBSS



Important Note:

Data presented in this factsheet have been adjusted using Time Location Sampling (TLS) weights and is not directly comparable to previous IHBSS rounds.



National HIV/AIDS & STI Surveillance and Strategic Information Unit
 Epidemiology Bureau, Department of Health
 Bldg. 19, 2nd Floor, San Lazaro Compound,
 Sta. Cruz, Manila, 1003, Philippines
 Tel: +632 651-7800 loc 2952
 Email: hivepicenter@gmail.com
 Website: www.doh.gov.ph

2015 Integrated HIV Behavioral and Serologic Surveillance Cebu City



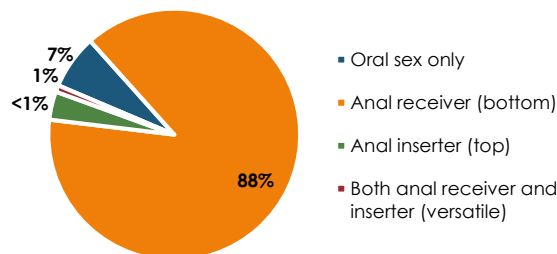
TRANSGENDER WOMEN (TGW)

Inclusion Criteria: Born male, 15 years or older, identifies as female, binabaye or girly, lives in Cebu province, and who reported oral or anal or vaginal sex with a male in the past 12 months

Total Sample	166
Age in years, range (median)	15-42 (20)
15 to 17 years old	37 (30%)
18 to 24 years old	79 (41%)
25 years and older	50 (29%)
Civil Status	
Single	165 (100%)
Married	1 (<1%)
Separated/Widower	0 (0%)
Presently living with a partner	10 (4%)
Resident of the city	155 (96%)
Currently working	54 (30%)
Educational Attainment	
No grade completed	4 (5%)
Elementary	54 (39%)
High school	97 (52%)
Vocational, College, Post-Graduate	11 (4%)
Student	59 (38%)
Gender Expression	
Masculine	18 (14%)
Feminine	148 (86%)
TG Group/Clan Member	39 (14%)
Member of at least 1 social networking site	157 (90%)
Had sex partner/s from social networking site	75 (50%)

Age of first sex	5-22 (14)
Age of first sex with a male	5-31 (14)
Age of first condom use	10-34 (17)

Figure 1. Type of sex during last sex with a male partner, 2015 IHBSS



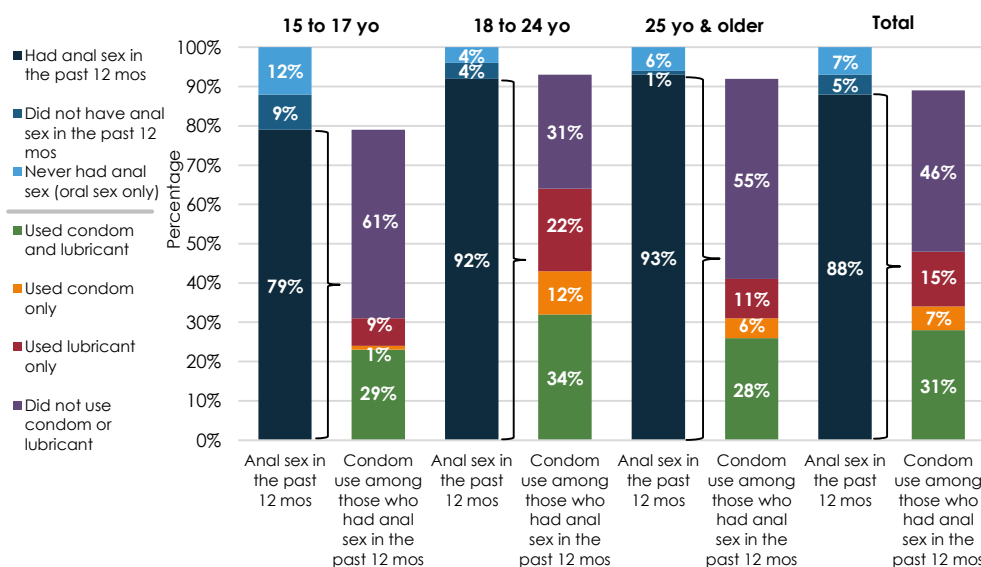
Took hormone pills in the past 12 mos	91 (44%)
Injected hormones in the past 12 mos	7 (3%)
Desires sexual reassignment surgery (SRS)	48 (29%)

Discrimination by health care provider	17 (7%)
Verbal abuse or harassment	145 (87%)
Physical abuse or harassment	29 (16%)
Sexual abuse or harassment	20 (8%)

Non-paying male partner (past mo)	1-40 (2)
Non-paying male partner (past 12 mos)	1-500 (5)
Paying client (past 12 mos)	1-250 (2)
Paid partner (past 12 mos)	1-100 (2)
Anal partner met online (past 12 mos)	1-100 (2)

*Number of sex partners among those who reported having sex with the specific type of partner

Figure 2. Anal Sex and Condom Use in the past 12 months, 2015 IHBSS



Condom not available	35 (64%)
Does not like condom	13 (21%)
Not necessary	6 (6%)
Forgot to use a condom	5 (5%)
Partner objected	1 (2%)
Condoms are expensive	0 (0%)
Does not know how to use condom	0 (0%)
Other reasons	0 (0%)

	15 to 17 yo	18 to 24 yo	25 yo & older	Total
Had paying male partner in the past 12 mos	17 (32%)	32 (37%)	16 (22%)	65 (30%)
Condom use last anal sex with client	10 (57%)	22 (61%)	13 (67%)	45 (61%)
Client of male sex worker in the past 12 mos	5 (9%)	26 (29%)	31 (60%)	62 (32%)

Table 7. Correctly answered knowledge questions, freq (%)	
Healthy-looking person can have HIV	164 (98%)
Having only one faithful uninfected partner	143 (84%)
Using condoms reduces the risk of HIV	150 (90%)
A person cannot get HIV from mosquitoes	138 (82%)
A person cannot get HIV from toilet bowls	136 (83%)

Figure 3. HIV Knowledge & Attitude, 2015 IHBS

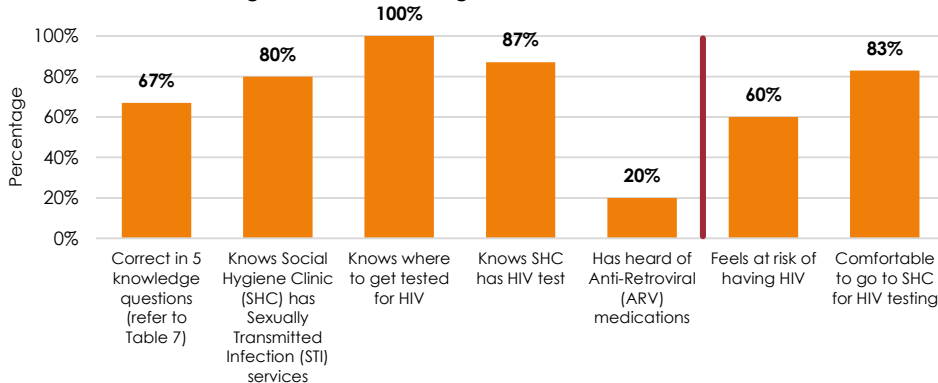
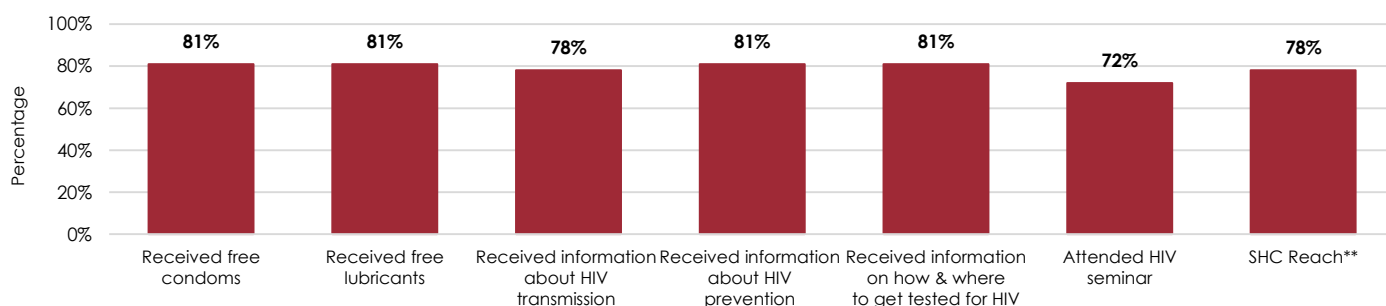


Figure 4. Access to HIV services from Social Hygiene Clinic (SHC), Transgender Desk, or Peer Educator (PE) in the past 12 months, 2015 IHBS



** SHC Reach: (a) received free condom from SHC/TG Desk/PE, and (b) received information on HIV transmission, prevention, testing or attended seminar from SHC/TG Desk/PE.

Figure 5. HIV Program Outcomes, 2015 IHBS

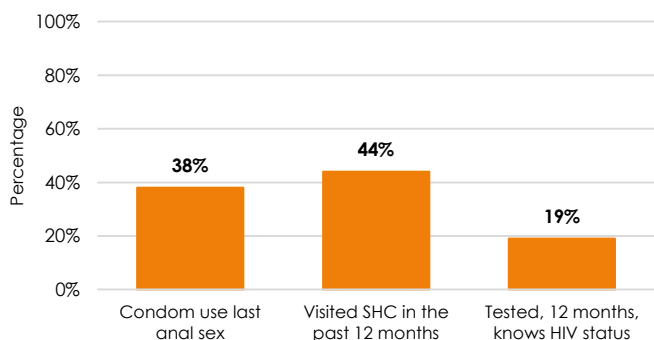


Figure 6. Tested for HIV and know status, 2015 IHBS

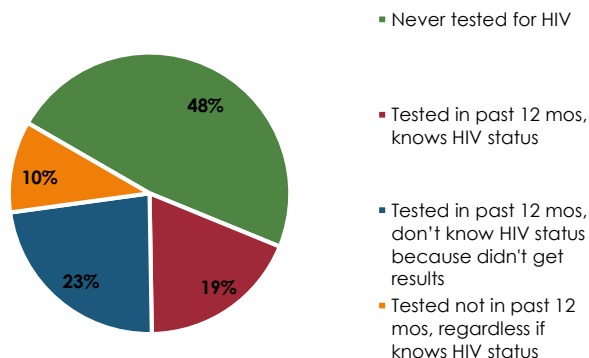
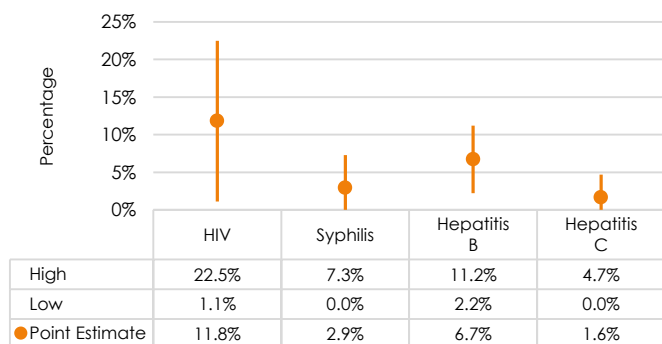


Figure 7. HIV, Syphilis and Hepatitis B prevalence, 2015 IHBS



Important Note:

Data presented in this factsheet have been adjusted using Respondent Driven Sampling (RDS) weights and is not directly comparable to previous IHBS rounds.



National HIV/AIDS & STI Surveillance and Strategic Information Unit
 Epidemiology Bureau, Department of Health
 Bldg. 19, 2nd Floor, San Lazaro Compound,
 Sta. Cruz, Manila, 1003, Philippines
 Tel: +632 651-7800 loc 2952
 Email: hivepicenter@gmail.com
 Website: www.doh.gov.ph

2015 Integrated HIV Behavioral and Serologic Surveillance Cebu City



INJECTING DRUG USERS (IDU) – MALE

Inclusion Criteria: Born male, 15 years or older, resident of Cebu province, who has injected drugs not prescribed by a physician in the past 6 months

Table 1. Demographic Profile, freq (%)

Total Sample	436
Age in years, range (median)	17-63 (32)
15 to 17 years old	5 (1%)
18 to 24 years old	81 (20%)
25 years and older	350 (80%)
Civil Status	
Single	347 (78%)
Married	62 (15%)
Separated/Widower	27 (7%)
Presently living with a partner	140 (35%)
Partner is also an IDU	29 (8%)
With children less than 7 years old	116 (27%)
Resident of the city	428 (99%)
Currently working	144 (32%)
Educational attainment	
No grade completed	82 (21%)
Elementary	185 (43%)
High school	141 (31%)
College, Vocational, Post-Graduate	28 (5%)
Student	20 (6%)

Figure 1. Number of years as an IDU, 2015 IHBSS

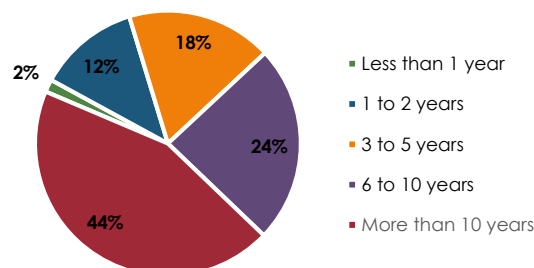


Figure 2. Frequency of injection in the past 7 days, 2015 IHBSS

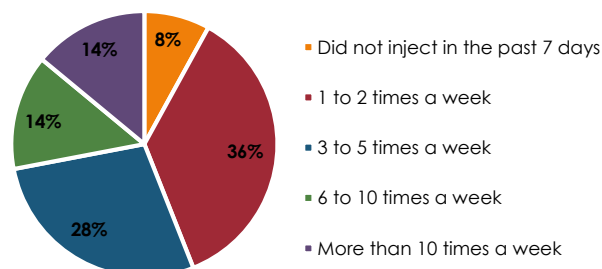


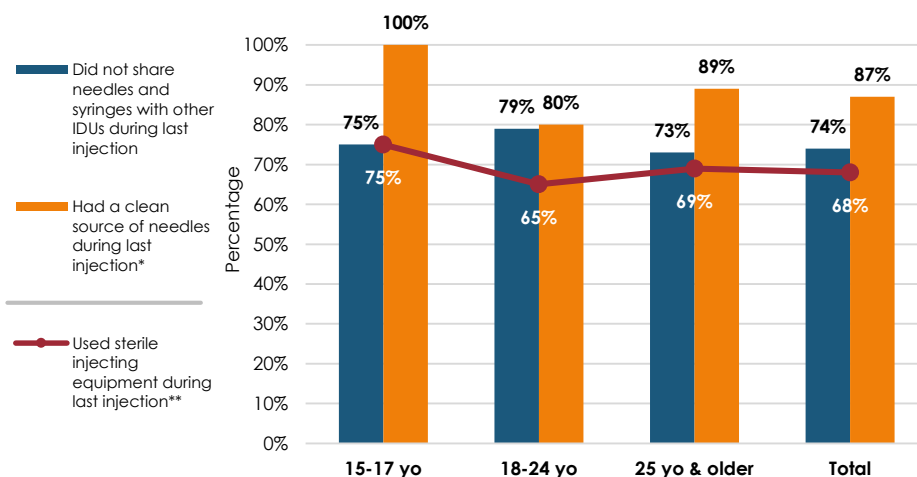
Table 2. Drug Use: Age Profile in years, range (median)

Age first used drugs	3-49 (16)
Age first injected drugs	9-49 (20)

Table 3. Injecting Behavior, freq (%)

	15 to 17 yo	18 to 24 yo	25 yo & older	Total
Injected drugs in Mandaue, Talisay, or Lapu-Lapu City (past 6 mos)	0 (0%)	1 (1%)	18 (2%)	19 (2%)
Last injected drugs in a shooting gallery	4 (92%)	63 (73%)	276 (82%)	343 (80%)
What they did with the needle after use				
Threw the needle in a public trash bin	1 (34%)	45 (64%)	154 (44%)	200 (48%)
Kept the needle for another use	3 (33%)	29 (29%)	138 (39%)	170 (37%)
Others	1 (33%)	7 (7%)	56 (17%)	64 (15%)

Figure 3. Protective Injecting Behavior during last injection, 2015 IHBSS



Source of needle during last injection, freq (%)

Drugstore or Pharmacy	229 (53%)
Bought at Shooting Gallery	101 (24%)
Kamagayan Drop-in Center	29 (6%)
Given by other IDUs	27 (6%)
City Health Office or Social Hygiene Clinic	23 (4%)
Service needle at Shooting Gallery	17 (4%)
Given by person who sells drugs	9 (3%)
Others	1 (<1%)

*Clean source: source of needle is from the following: (a) drugstore/pharmacy, (b) City Health Office, (c) drop-in center, or (d) bought at shooting gallery.

Used sterile injecting equipment: (a) did not share needles with other IDUs, **and (b) had clean source of needle

Figure 4. Sex and condom use with different types of partner, 2015 IHBSS

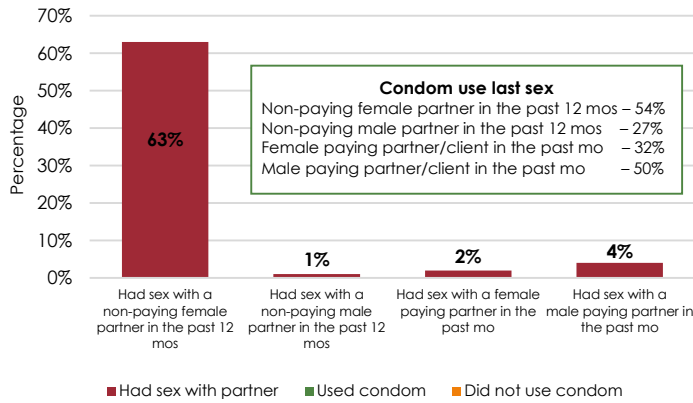


Table 5. Sexual Behavior: Age Profile in years, range (median)

Age of first sex	9-47 (17)
Age of first sex with a female*	9-47 (17)
Age of first oral sex with a male	12-32 (18)
Age of first anal sex with a male	15-32 (18)
Age of first condom use	12-50 (20)

*Proxy age generated using variables on age at first sex, ever had sex with a female, and ever had sex with a male

Table 6. Number of Sex Partners, range (median)**

Non-paying female partner (past 12 mos)	1-15 (1)
Non-paying male partner (past 12 mos)	1-20 (3)
Female paying partners/client (past mo)	1-3 (1)
Male paying partners/client (past mo)	1-9 (1)

**Number of sex partners among those who reported having sex with the specific type of partner

Table 7. Correctly answered knowledge questions, freq (%)

Healthy-looking person can have HIV	357 (78%)
Having only one faithful uninfected partner	232 (54%)
Using condoms reduces the risk of HIV	402 (92%)
A person cannot get HIV from mosquitoes	376 (84%)
A person cannot get HIV from toilet bowls	388 (88%)
Sharing needles can increase risk for HIV	416 (95%)

Figure 5. HIV Knowledge & Attitude, 2015 IHBSS

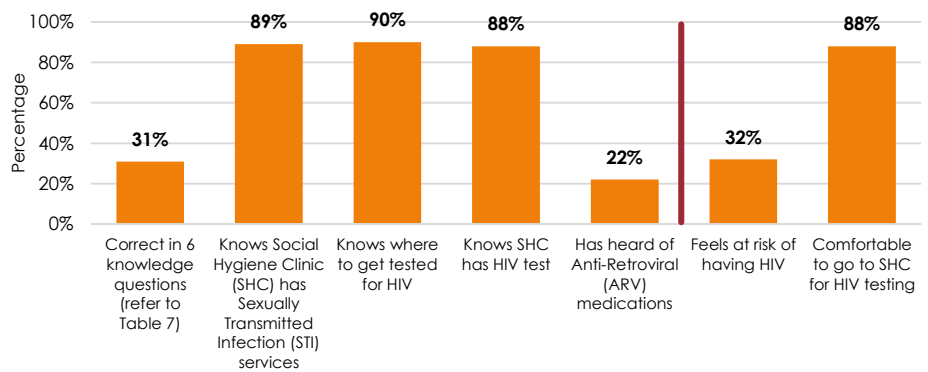
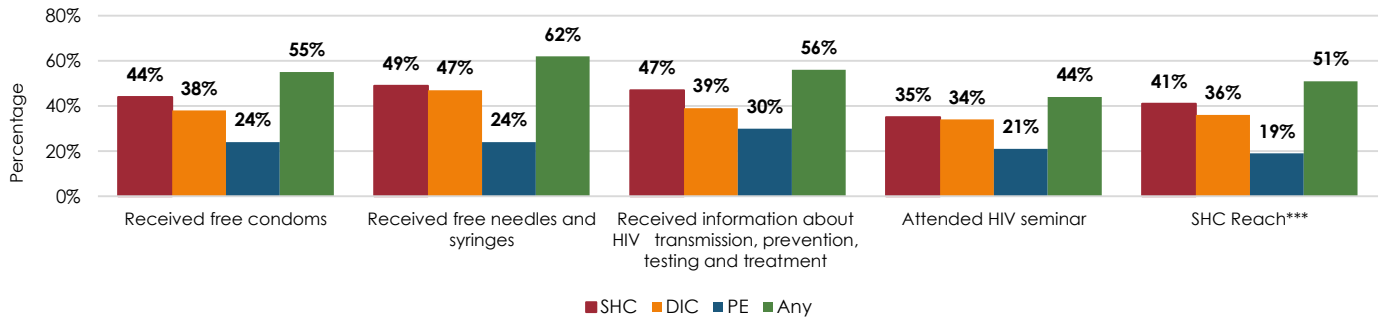


Figure 6. Access to HIV services from Social Hygiene Clinic (SHC), Drop-in Center (DIC) or Peer Educator (PE) in the past 12 months, 2015 IHBSS



*** SHC Reach: (a) received free needles and syringes from SHC/DIC/PE, and (b) received information on HIV transmission, prevention, testing, treatment or attended seminar from SHC/DIC/PE.

Figure 7. Access to Facilities, 2015 IHBSS

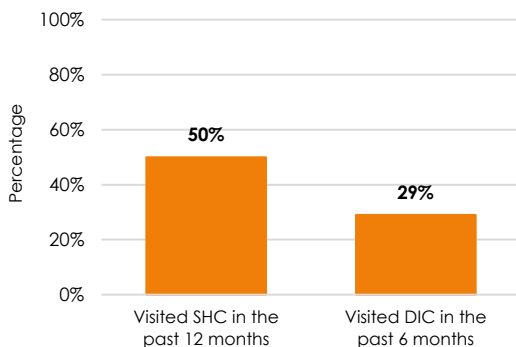


Figure 8. Tested for HIV and know status, 2015 IHBSS

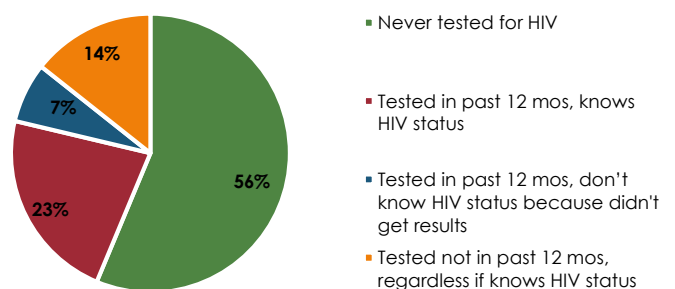


Figure 9. HIV, Syphilis and Hepatitis C prevalence, 2015 IHBSS

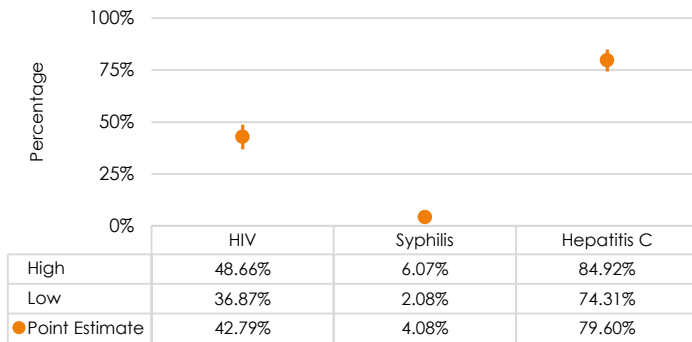
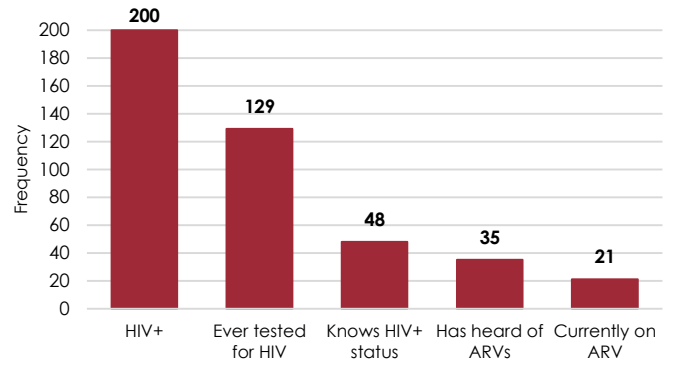


Figure 10. Cascade of HIV-positive Male IDU respondents, 2015 IHBSS



Important Note:

Data presented in this factsheet have been adjusted using Respondent Driven Sampling (RDS) weights and is not directly comparable to previous IHBSS rounds.



National HIV/AIDS & STI Surveillance and Strategic Information Unit
 Epidemiology Bureau, Department of Health
 Bldg. 19, 2nd Floor, San Lazaro Compound,
 Sta. Cruz, Manila, 1003, Philippines

Tel: +632 651-7800 loc 2952
 Email: hivepicenter@gmail.com
 Website: www.doh.gov.ph

2015 Integrated HIV Behavioral and Serologic Surveillance Cebu City



INJECTING DRUG USERS (IDU) – FEMALE

Inclusion Criteria: Born female, 15 years or older, resident of Cebu province, who has injected drugs not prescribed by a physician in the past 6 months

Total Sample		103
Age in years, range (median)	15-59 (35)	
15 to 17 years old	1 (1%)	
18 to 24 years old	20 (19%)	
25 years and older	82 (80%)	
Civil Status		
Single	77 (75%)	
Married	12 (12%)	
Separated/Widowed	13 (13%)	
Presently living with a partner	63 (62%)	
Partner is also an IDU	38 (37%)	
With children less than 7 years old	50 (49%)	
Resident of the city	102 (99%)	
Currently working	24 (23%)	
Educational attainment		
No grade completed	26 (25%)	
Elementary	51 (50%)	
High school	25 (24%)	
College, Vocational, Post-Graduate	1 (1%)	
Student	2 (2%)	

Age first used drugs	11-43 (18)
Age first injected drugs	13-48 (23)

	15 to 17 yo	18 to 24 yo	25 yo & older	Total
Last injected drugs in a shooting gallery	0 (0%)	15 (75%)	65 (79%)	80 (78%)
What they did with the needle after use				
Threw the needle in a public trash bin	1 (100%)	12 (60%)	43 (52%)	56 (54%)
Kept the needle for another use	0 (0%)	4 (20%)	27 (33%)	31 (30%)
Others	0 (0%)	4 (20%)	12 (15%)	16 (16%)

Figure 1. Number of years as an IDU, 2015 IHBSS

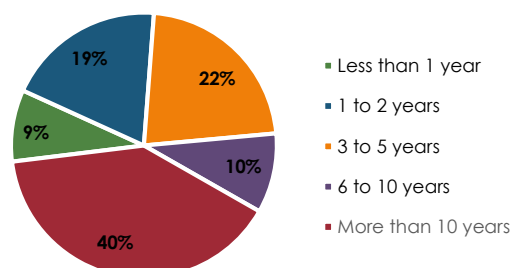


Figure 2. Frequency of injection in the past 7 days, 2015 IHBSS

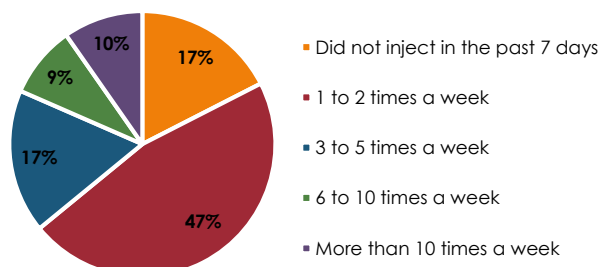
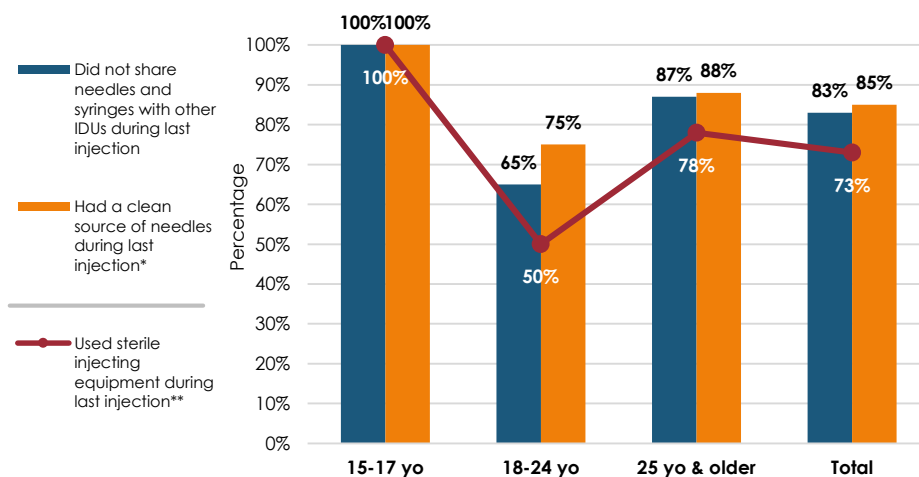


Figure 3. Protective Injecting Behavior during last injection, 2015 IHBSS



Drugstore or Pharmacy	61 (59%)
Bought at Shooting Gallery	19 (19%)
City Health Office or Social Hygiene Clinic	7 (7%)
Given by other IDUs	5 (5%)
Given by person who sells drugs	5 (5%)
Service needle at Shooting Gallery	3 (3%)
Others	2 (2%)
Kamagayan Drop-in Center	1 (1%)

*Clean source: source of needle is from the following: (a) drugstore/pharmacy, (b) City Health Office, (c) drop-in center, or (d) bought at shooting gallery.

Used sterile injecting equipment: (a) did not share needles with other IDUs, **and (b) had clean source of needle

Figure 4. Sex and condom use with male partners, 2015 IHBS

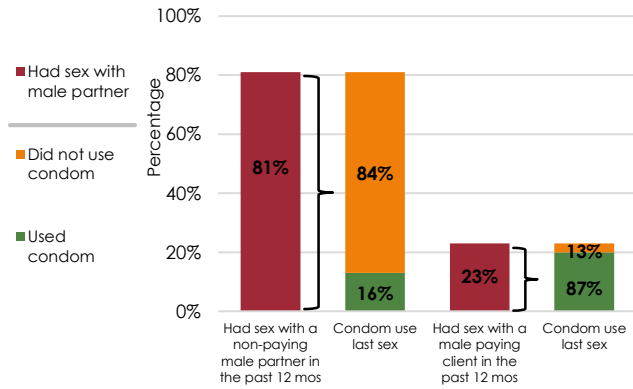


Table 5. Sexual Behavior: Age Profile in years, range (median)	
Age of first sex	10-30 (16)
Age of first condom use	14-38 (20)

Table 6. Number of Sex Partners*, range (median)	
Non-paying male partner (past 12 mos)	1-90 (1)
Male paying partners/client (past mo)	1-120 (6)

*Number of sex partners among those who reported having sex with the specific type of partner

Table 7. Correctly answered knowledge questions, freq (%)	
Healthy-looking person can have HIV	79 (77%)
Having only one faithful uninfected partner	59 (57%)
Using condoms reduces the risk of HIV	98 (95%)
A person cannot get HIV from mosquitoes	86 (84%)
A person cannot get HIV from toilet bowls	84 (82%)
Sharing needles can increase risk for HIV	100 (97%)

Figure 5. HIV Knowledge & Attitude, 2015 IHBS

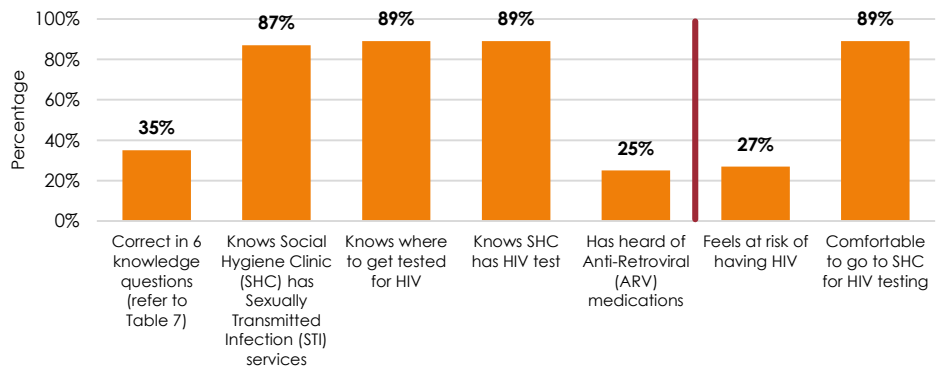
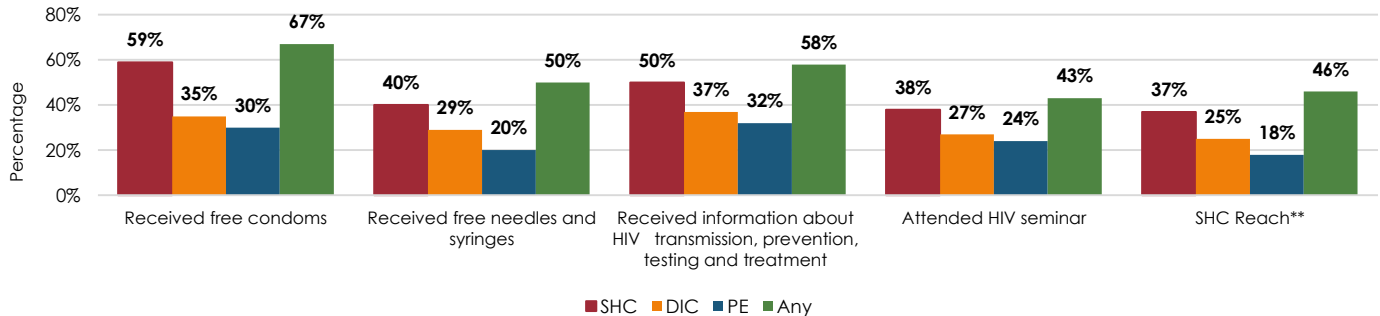


Figure 6. Access to HIV services from Social Hygiene Clinic (SHC), Drop-in Center (DIC) or Peer Educator (PE) in the past 12 months, 2015 IHBS



** SHC Reach: (a) received free needles and syringes from SHC/DIC/PE, and (b) received information on HIV transmission, prevention, testing, treatment or attended seminar from SHC/DIC/PE.

Figure 7. Access to Facilities, 2015 IHBS

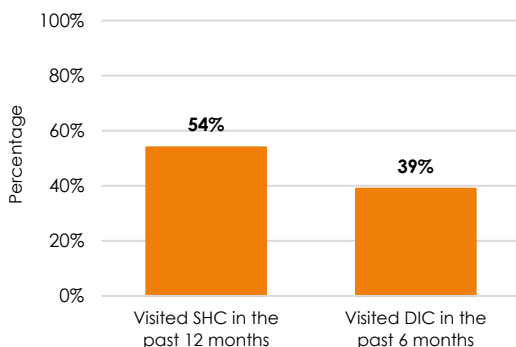


Figure 8. Tested for HIV and know status, 2015 IHBS

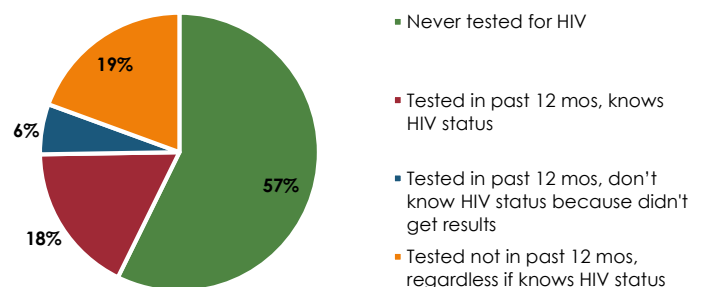


Figure 9. HIV, Syphilis, Hepatitis B and C prevalence, 2015 IHBSS

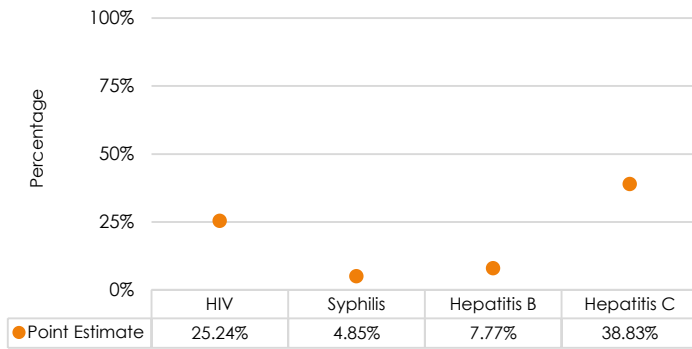
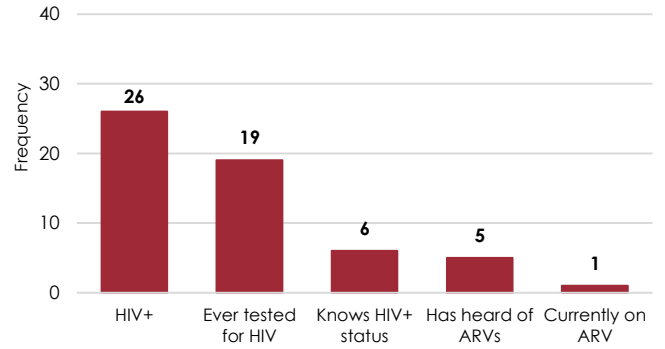


Figure 10. Cascade of HIV-positive Female IDU respondents, 2015 IHBSS



Important Note:

Respondent Driven Sampling (RDS) was the method used for the IHBSS among Female IDU. However due to small sample size, data presented in this factsheet have not been adjusted using sampling weights.



National HIV/AIDS & STI Surveillance and Strategic Information Unit
 Epidemiology Bureau, Department of Health
 Bldg. 19, 2nd Floor, San Lazaro Compound,
 Sta. Cruz, Manila, 1003, Philippines

Tel: +632 651-7800 loc 2952
 Email: hivepicenter@gmail.com
 Website: www.doh.gov.ph

2015 Integrated HIV Behavioral and Serologic Surveillance Davao City



MALES/TRANSGENDERS WHO HAVE SEX WITH MALES (M/TSM)

Inclusion Criteria: Born male, 15 years or older, who reported oral or anal sex with a male in the past 12 months

Table 1. Demographic Profile, freq (%)	
Total Sample	302
Age in years, range (median)	15-51 (23)
15 to 17 years old	45 (12%)
18 to 24 years old	151 (51%)
25 years and older	106 (37%)
Civil Status	
Single	301 (100%)
Married	0 (0%)
Separated/Widower	1 (<1%)
Presently living with a partner	34 (11%)
Resident of the city	302 (100%)
Currently working	191 (66%)
Educational Attainment	
No grade completed	3 (1%)
Elementary	76 (23%)
High school	172 (59%)
Vocational, College, Post-Graduate	51 (17%)
Student	69 (21%)
Gender Expression	
Masculine	153 (52%)
Feminine	149 (48%)
Clan Member	44 (17%)
Member of at least 1 social networking site	229 (76%)
Had sex partner/s from social networking site	116 (39%)

Figure 1. Type of sex during last sex with a male partner, 2015 IHBSS

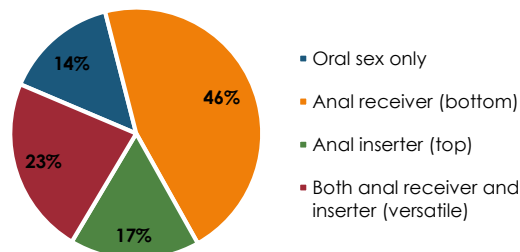


Figure 2. Gender Identity, 2015 IHBSS

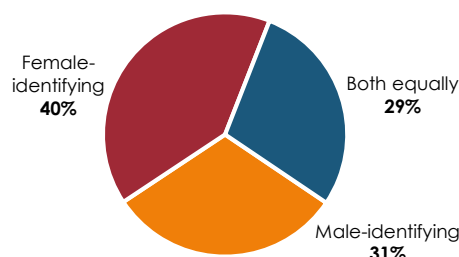
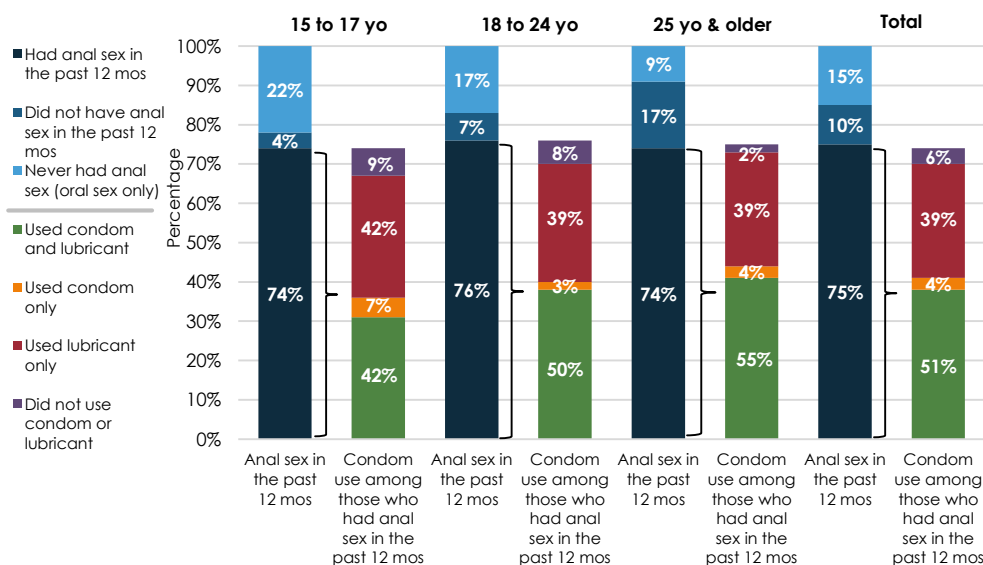


Table 2. Sexual Behavior: Age Profile in years, range (median)	
Age of first sex	5-28 (15)
Age of first sex with a male	5-28 (15)
Age of first condom use	10-45 (18)

Table 3. Number of Sex Partners*, range (median)	
Non-paying male partner (past mo)	1-56 (2)
Non-paying male partner (past 12 mos)	1-150 (4)
Paying client (past 12 mos)	1-100 (2)
Paid partner (past 12 mos)	1-95 (3)
Anal partner met online (past 12 mos)	1-45 (1)

*Number of sex partners among those who reported having sex with the specific type of partner

Figure 3. Anal Sex and Condom Use in the past 12 months, 2015 IHBSS



Reasons for not using a condom, freq (%)	
Condom not available	37 (29%)
Partner objected	31 (25%)
Does not like condom	22 (19%)
Not necessary	20 (18%)
Forgot to use a condom	6 (6%)
Other reasons	4 (3%)
Does not know how to use condom	0 (0%)
Condoms are expensive	0 (0%)

Table 4. Sex with Payment, freq (%)	15 to 17 yo	18 to 24 yo	25 yo & older	Total
Had paying male partner in the past 12 mos	16 (38%)	53 (35%)	18 (17%)	87 (29%)
Client of male sex worker in the past 12 mos	9 (15%)	47 (27%)	68 (61%)	124 (38%)

Table 5. Correctly answered knowledge questions, freq (%)	
Healthy-looking person can have HIV	275 (91%)
Having only one faithful uninfected partner	215 (71%)
Using condoms reduces the risk of HIV	245 (82%)
A person cannot get HIV from mosquitoes	220 (72%)
A person cannot get HIV from toilet bowls	230 (76%)

Figure 4. HIV Knowledge & Attitude, 2015 IHBS

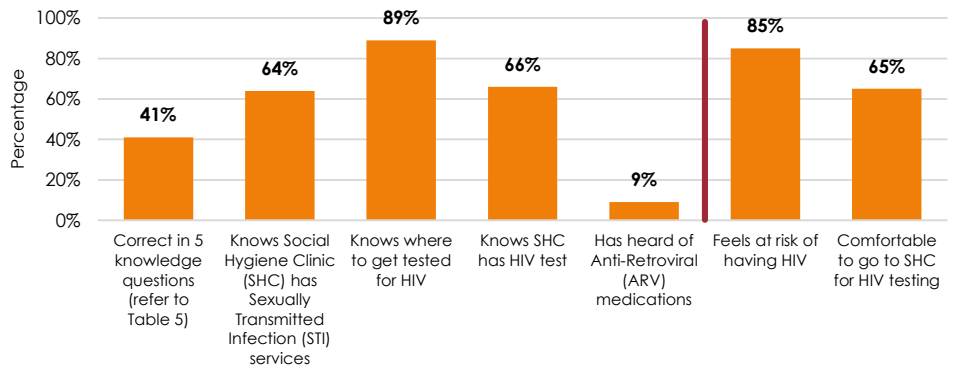
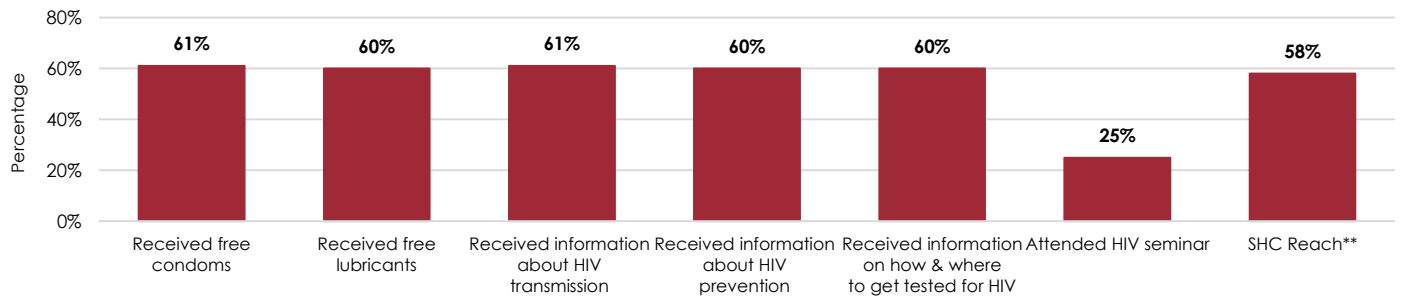


Figure 5. Access to HIV services from Social Hygiene Clinic (SHC) or Peer Educator (PE) in the past 12 months, 2015 IHBS



** SHC Reach: (a) received free condom from SHC/PE, and (b) received information on HIV transmission, prevention, testing or attended seminar from SHC/PE.

Figure 6. HIV Program Outcomes, 2015 IHBS

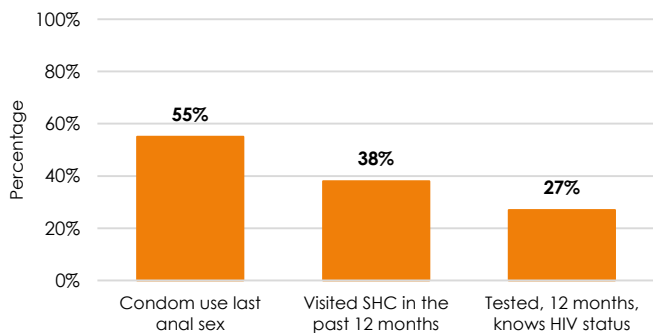


Figure 7. Tested for HIV and know status, 2015 IHBS

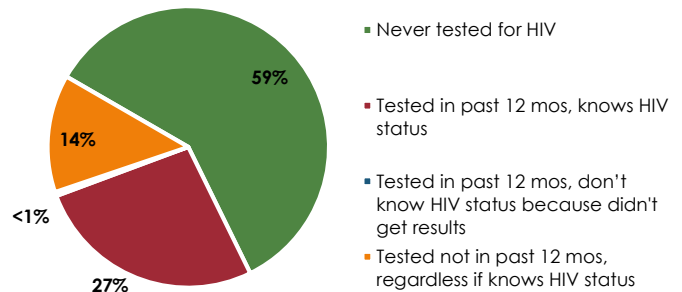


Figure 8. HIV, Syphilis and Hepatitis B prevalence, 2015 IHBS

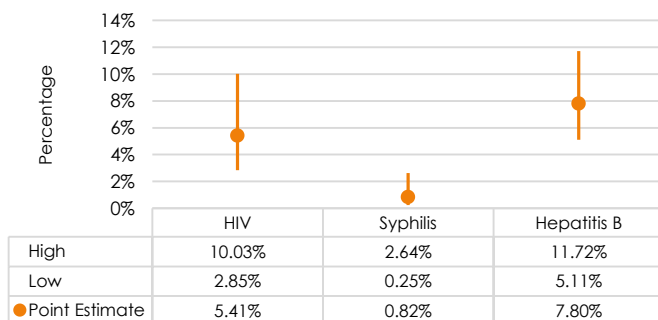
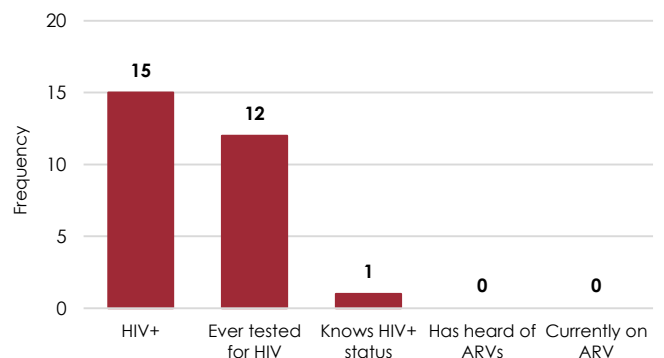


Figure 9. Cascade of HIV-positive M/TSM respondents, 2015 IHBS



Important Note:

Data presented in this factsheet have been adjusted using Time Location Sampling (TLS) weights and is not directly comparable to previous IHBS rounds.



National HIV/AIDS & STI Surveillance and Strategic Information Unit
 Epidemiology Bureau, Department of Health
 Bldg. 19, 2nd Floor, San Lazaro Compound,
 Sta. Cruz, Manila, 1003, Philippines
 Tel: +632 651-7800 loc 2952
 Email: hivepicenter@gmail.com
 Website: www.doh.gov.ph

2015 Integrated HIV Behavioral and Serologic Surveillance General Santos City



MALES/TRANSGENDERS WHO HAVE SEX WITH MALES (M/TSM)

Inclusion Criteria: Born male, 15 years or older, who reported oral or anal sex with a male in the past 12 months

Table 1. Demographic Profile, freq (%)	
Total Sample	300
Age in years, range (median)	15-49 (20)
15 to 17 years old	53 (20%)
18 to 24 years old	197 (61%)
25 years and older	50 (19%)
Civil Status	
Single	295 (99%)
Married	3 (1%)
Separated/Widower	0 (0%)
Presently living with a partner	30 (10%)
Resident of the city	286 (95%)
Currently working	76 (24%)
Educational Attainment	
No grade completed	1 (<1%)
Elementary	24 (7%)
High school	225 (74%)
Vocational, College, Post-Graduate	50 (18%)
Student	175 (57%)
Gender Expression	
Masculine	229 (78%)
Feminine	71 (22%)
Clan Member	15 (6%)
Member of at least 1 social networking site	289 (96%)
Had sex partner/s from social networking site	46 (17%)

Figure 1. Type of sex during last sex with a male partner, 2015 IHBSS

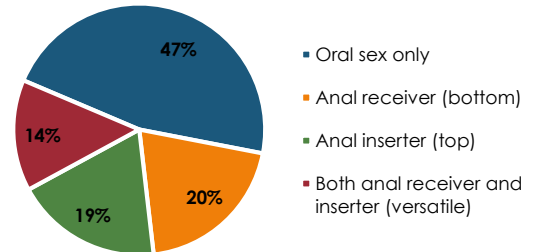


Figure 2. Gender Identity, 2015 IHBSS

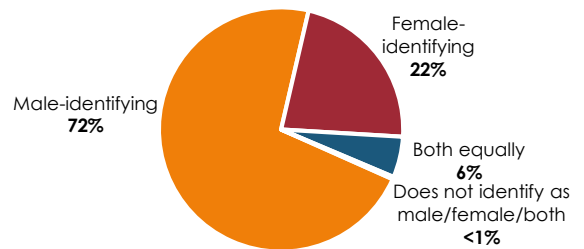


Table 2. Sexual Behavior: Age Profile in years, range (median)	
Age of first sex	7-29 (16)
Age of first sex with a male	7-32 (16)
Age of first condom use	13-29 (17)

Table 3. Number of Sex Partners*, range (median)	
Non-paying male partner (past mo)	1-5 (1)
Non-paying male partner (past 12 mos)	1-30 (2)
Paying client (past 12 mos)	1-20 (2)
Paid partner (past 12 mos)	1-8 (2)
Anal partner met online (past 12 mos)	1-8 (2)

*Number of sex partners among those who reported having sex with the specific type of partner

Figure 3. Anal Sex and Condom Use in the past 12 months, 2015 IHBSS

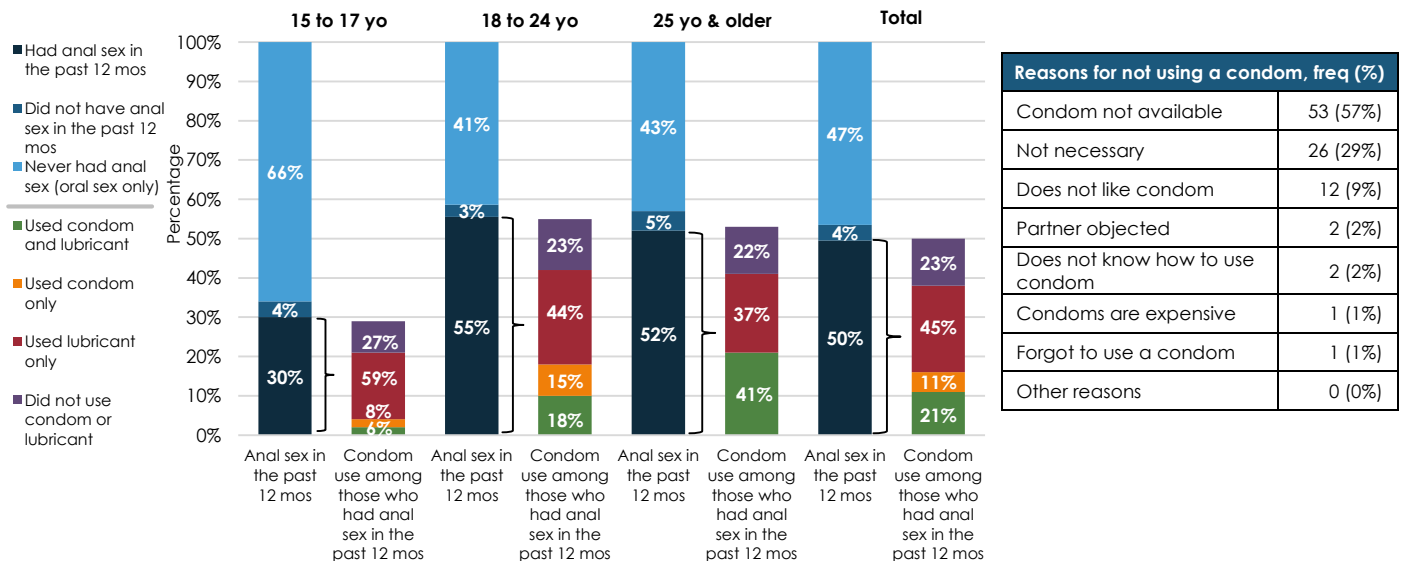


Table 4. Sex with Payment, freq (%)	15 to 17 yo	18 to 24 yo	25 yo & older	Total
Had paying male partner in the past 12 mos	9 (16%)	45 (24%)	9 (17%)	63 (21%)
Client of male sex worker in the past 12 mos	1 (5%)	20 (10%)	9 (16%)	30 (10%)

Table 5. Correctly answered knowledge questions, freq (%)	
Healthy-looking person can have HIV	267 (88%)
Having only one faithful uninfected partner	263 (89%)
Using condoms reduces the risk of HIV	278 (92%)
A person cannot get HIV from mosquitoes	186 (61%)
A person cannot get HIV from toilet bowls	222 (75%)

Figure 4. HIV Knowledge & Attitude, 2015 IHBSS

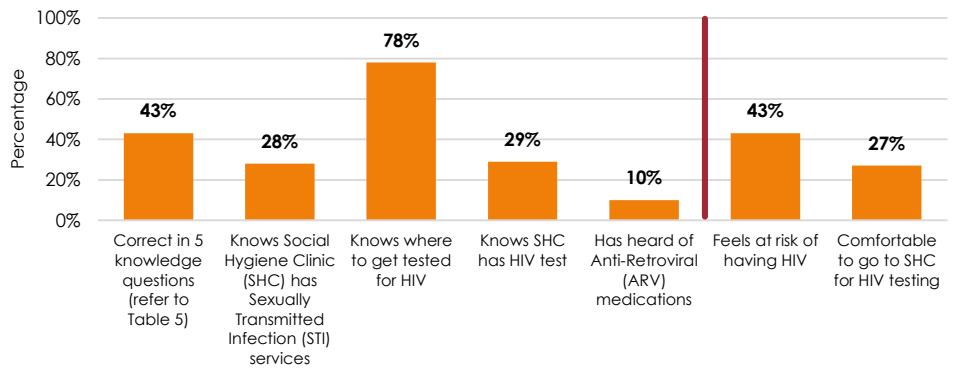
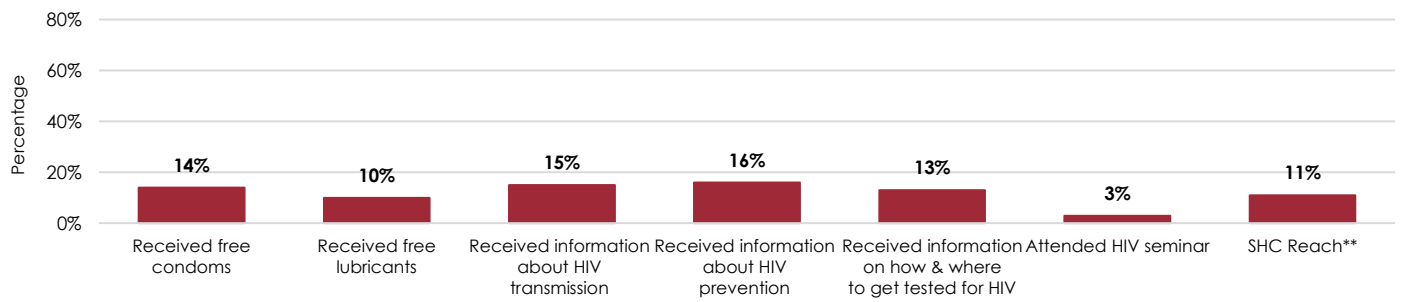


Figure 5. Access to HIV services from Social Hygiene Clinic (SHC) or Peer Educator (PE) in the past 12 months, 2015 IHBSS



** SHC Reach: (a) received free condom from SHC/PE, and (b) received information on HIV transmission, prevention, testing or attended seminar from SHC/PE.

Figure 6. HIV Program Outcomes, 2015 IHBSS

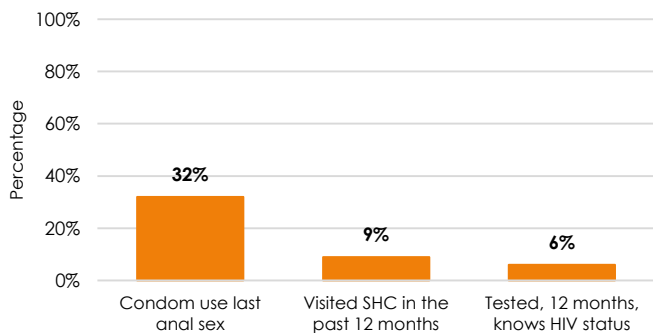


Figure 7. Tested for HIV and know status, 2015 IHBSS

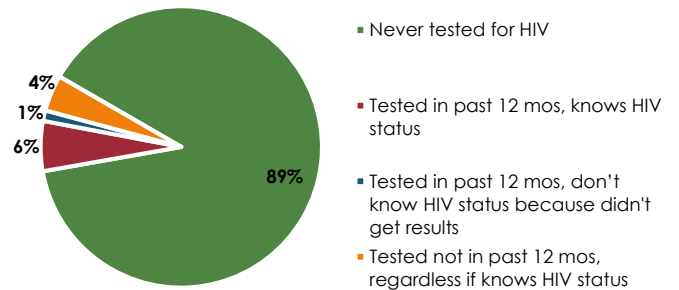
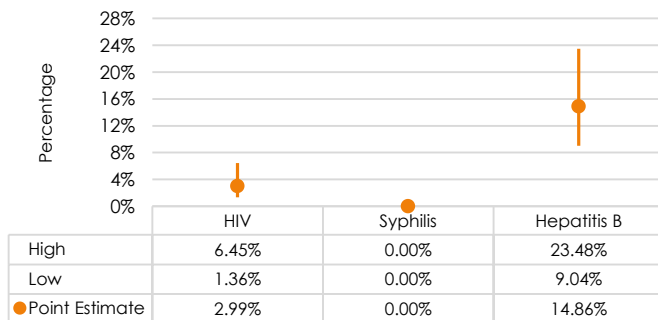


Figure 8. HIV, Syphilis and Hepatitis B prevalence, 2015 IHBSS



Important Note:

Data presented in this factsheet have been adjusted using Time Location Sampling (TLS) weights and is not directly comparable to previous IHBSS rounds.



National HIV/AIDS & STI Surveillance and Strategic Information Unit
 Epidemiology Bureau, Department of Health
 Bldg. 19, 2nd Floor, San Lazaro Compound,
 Sta. Cruz, Manila, 1003, Philippines
 Tel: +632 651-7800 loc 2952
 Email: hivepicenter@gmail.com
 Website: www.doh.gov.ph

2015 Integrated HIV Behavioral and Serologic Surveillance Iloilo City



MALES/TRANSGENDERS WHO HAVE SEX WITH MALES (M/TSM)

Inclusion Criteria: Born male, 15 years or older, who reported oral or anal sex with a male in the past 12 months

Table 1. Demographic Profile, freq (%)	
Total Sample	300
Age in years, range (median)	15-52 (23)
15 to 17 years old	44 (13%)
18 to 24 years old	127 (44%)
25 years and older	129 (43%)
Civil Status	
Single	298 (99%)
Married	2 (1%)
Separated/Widower	0 (0%)
Presently living with a partner	45 (14%)
Resident of the city	298 (99%)
Currently working	179 (63%)
Educational Attainment	
No grade completed	14 (5%)
Elementary	96 (28%)
High school	129 (42%)
Vocational, College, Post-Graduate	61 (25%)
Student	73 (22%)
Gender Expression	
Masculine	179 (63%)
Feminine	121 (37%)
Clan Member	64 (17%)
Member of at least 1 social networking site	248 (83%)
Had sex partner/s from social networking site	81 (27%)

Figure 1. Type of sex during last sex with a male partner, 2015 IHBSS

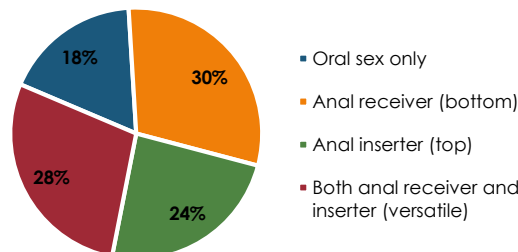


Figure 2. Gender Identity, 2015 IHBSS

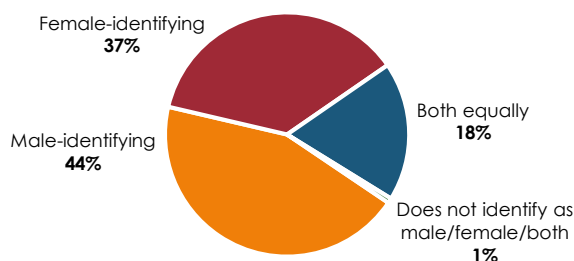
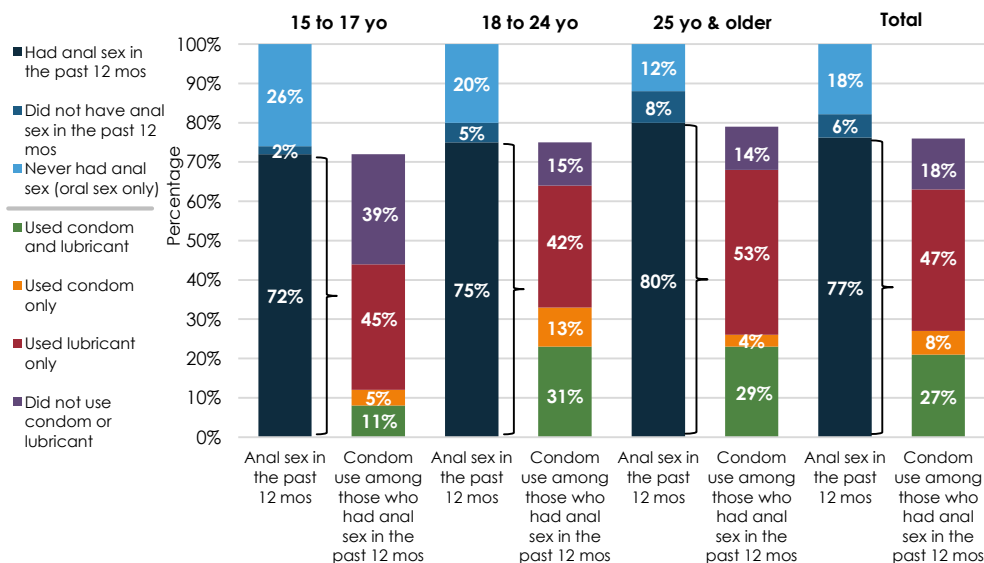


Table 2. Sexual Behavior: Age Profile in years, range (median)	
Age of first sex	5-25 (15)
Age of first sex with a male	5-27 (15)
Age of first condom use	11-38 (18)

Table 3. Number of Sex Partners*, range (median)	
Non-paying male partner (past mo)	1-100 (2)
Non-paying male partner (past 12 mos)	1-999 (5)
Paying client (past 12 mos)	1-499 (3)
Paid partner (past 12 mos)	1-500 (5)
Anal partner met online (past 12 mos)	1-30 (1)

*Number of sex partners among those who reported having sex with the specific type of partner

Figure 3. Anal Sex and Condom Use in the past 12 months, 2015 IHBSS



Reasons for not using a condom, freq (%)	
Condom not available	69 (43%)
Does not like condom	52 (37%)
Partner objected	16 (10%)
Not necessary	11 (5%)
Forgot to use a condom	4 (4%)
Does not know how to use condom	2 (1%)
Other reasons	1 (<1%)
Condoms are expensive	0 (0%)

Table 4. Sex with Payment, freq (%)	15 to 17 yo	18 to 24 yo	25 yo & older	Total
Had paying male partner in the past 12 mos	32 (68%)	72 (60%)	36 (26%)	140 (47%)
Client of male sex worker in the past 12 mos	4 (17%)	22 (20%)	67 (50%)	93 (33%)

Table 5. Correctly answered knowledge questions, freq (%)	
Healthy-looking person can have HIV	211 (74%)
Having only one faithful uninfected partner	232 (78%)
Using condoms reduces the risk of HIV	268 (91%)
A person cannot get HIV from mosquitoes	139 (47%)
A person cannot get HIV from toilet bowls	169 (56%)

Figure 4. HIV Knowledge & Attitude, 2015 IHBS

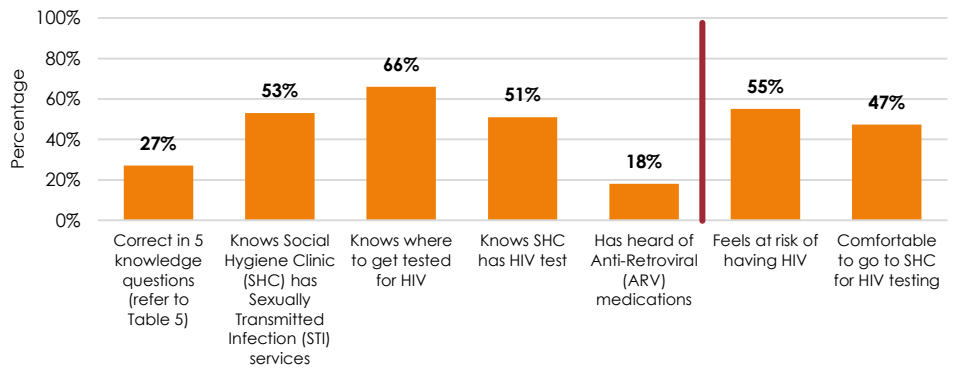
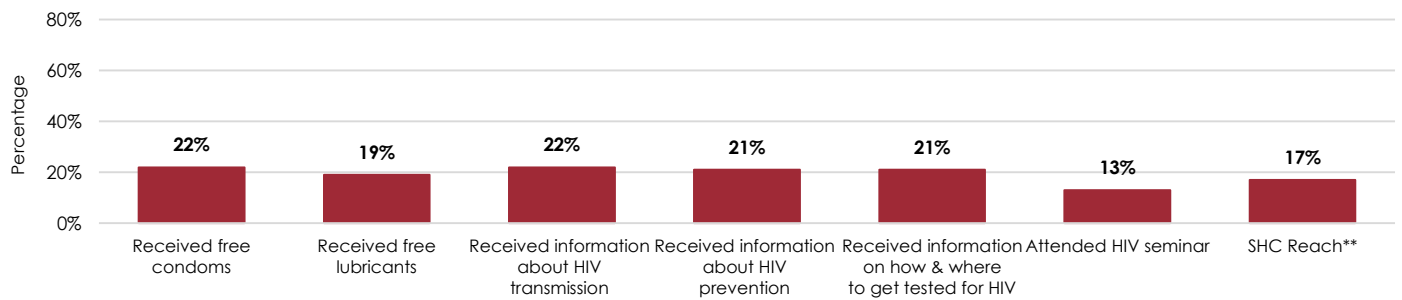


Figure 5. Access to HIV services from Social Hygiene Clinic (SHC) or Peer Educator (PE) in the past 12 months, 2015 IHBS



** SHC Reach: (a) received free condom from SHC/PE, and (b) received information on HIV transmission, prevention, testing or attended seminar from SHC/PE.

Figure 6. HIV Program Outcomes, 2015 IHBS

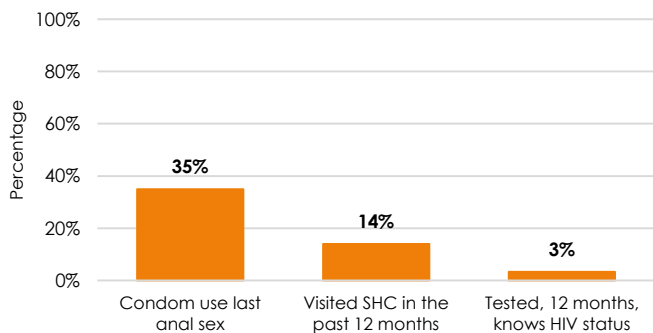


Figure 7. Tested for HIV and know status, 2015 IHBS

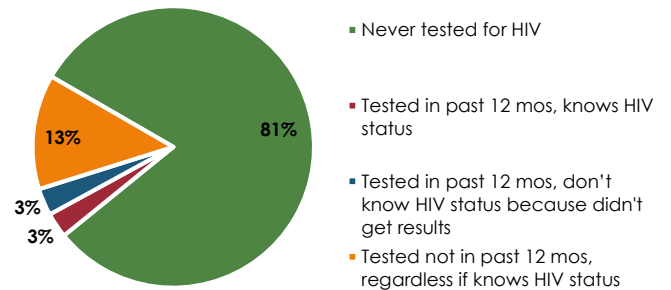
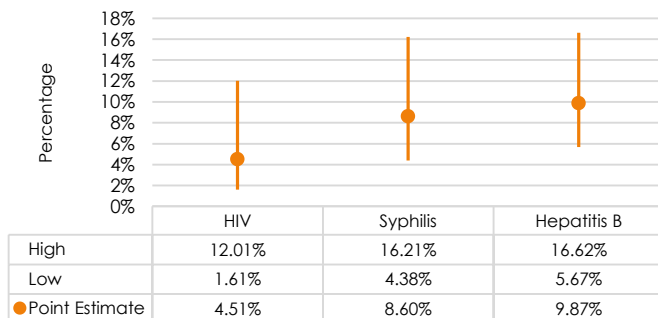


Figure 8. HIV, Syphilis and Hepatitis B prevalence, 2015 IHBS



Important Note:

Data presented in this factsheet have been adjusted using Time Location Sampling (TLS) weights and is not directly comparable to previous IHBS rounds.



National HIV/AIDS & STI Surveillance and Strategic Information Unit
 Epidemiology Bureau, Department of Health
 Bldg. 19, 2nd Floor, San Lazaro Compound,
 Sta. Cruz, Manila, 1003, Philippines
 Tel: +632 651-7800 loc 2952
 Email: hivepicenter@gmail.com
 Website: www.doh.gov.ph

2015 Integrated HIV Behavioral and Serologic Surveillance Puerto Princesa City



MALES/TRANSGENDERS WHO HAVE SEX WITH MALES (M/TSM)

Inclusion Criteria: Born male, 15 years or older, who reported oral or anal sex with a male in the past 12 months

Table 1. Demographic Profile, freq (%)	
Total Sample	300
Age in years, range (median)	15-45 (19)
15 to 17 years old	104 (34%)
18 to 24 years old	151 (49%)
25 years and older	45 (16%)
Civil Status	
Single	300 (100%)
Married	0 (0%)
Separated/Widower	0 (0%)
Presently living with a partner	23 (9%)
Resident of the city	295 (98%)
Currently working	103 (35%)
Educational Attainment	
No grade completed	7 (2%)
Elementary	110 (36%)
High school	130 (45%)
Vocational, College, Post-Graduate	53 (17%)
Student	152 (52%)
Gender Expression	
Masculine	244 (82%)
Feminine	56 (18%)
Clan Member	115 (43%)
Member of at least 1 social networking site	250 (84%)
Had sex partner/s from social networking site	90 (30%)

Figure 1. Type of sex during last sex with a male partner, 2015 IHBSS

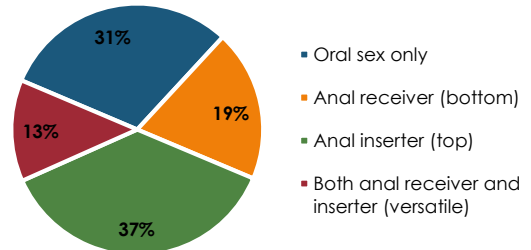


Figure 2. Gender Identity, 2015 IHBSS

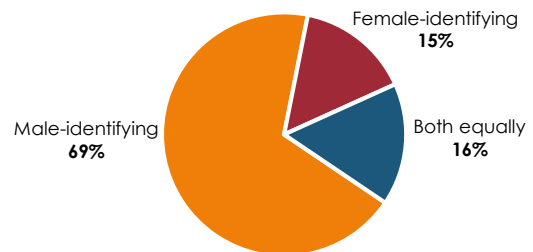
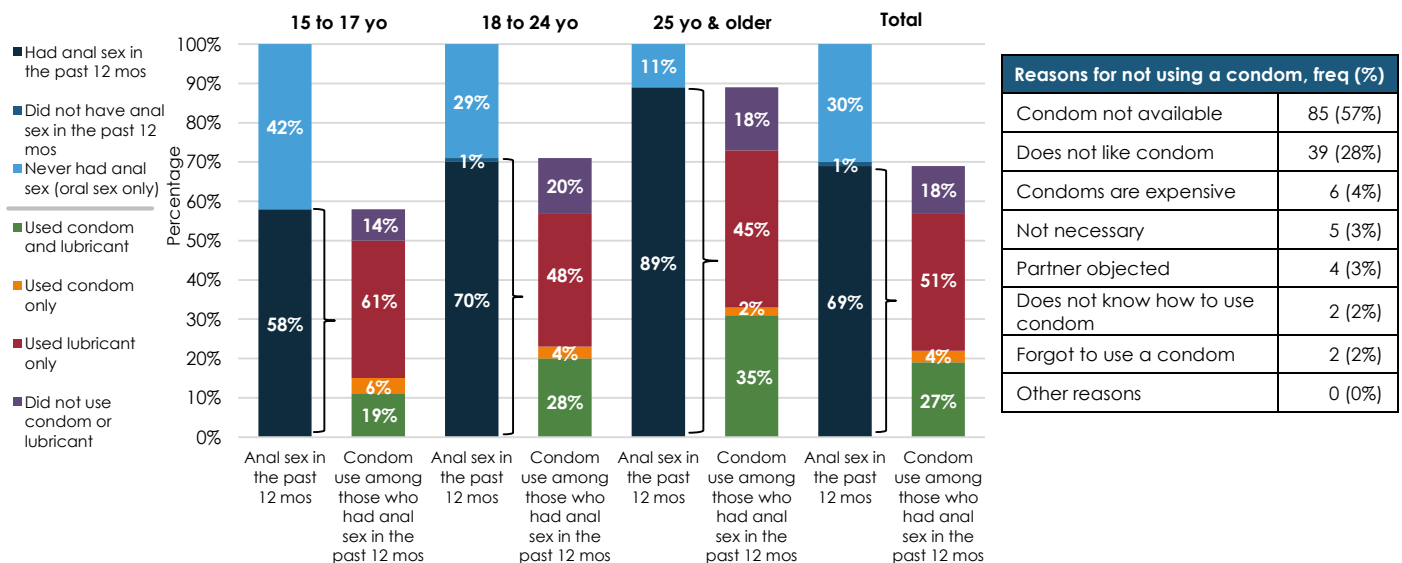


Table 2. Sexual Behavior: Age Profile in years, range (median)	
Age of first sex	5-29 (15)
Age of first sex with a male	5-30 (15)
Age of first condom use	12-30 (17)

Table 3. Number of Sex Partners*, range (median)	
Non-paying male partner (past mo)	1-45 (1)
Non-paying male partner (past 12 mos)	1-587 (3)
Paying client (past 12 mos)	1-42 (2)
Paid partner (past 12 mos)	1-25 (5)
Anal partner met online (past 12 mos)	1-8 (2)

*Number of sex partners among those who reported having sex with the specific type of partner

Figure 3. Anal Sex and Condom Use in the past 12 months, 2015 IHBSS



Reasons for not using a condom, freq (%)	
Condom not available	85 (57%)
Does not like condom	39 (28%)
Condoms are expensive	6 (4%)
Not necessary	5 (3%)
Partner objected	4 (3%)
Does not know how to use condom	2 (2%)
Forgot to use a condom	2 (2%)
Other reasons	0 (0%)

Table 4. Sex with Payment, freq (%)	15 to 17 yo	18 to 24 yo	25 yo & older	Total
Had paying male partner in the past 12 mos	74 (71%)	76 (49%)	10 (20%)	160 (52%)
Client of male sex worker in the past 12 mos	3 (4%)	6 (5%)	11 (27%)	20 (8%)

Table 5. Correctly answered knowledge questions, freq (%)	
Healthy-looking person can have HIV	270 (91%)
Having only one faithful uninfected partner	262 (89%)
Using condoms reduces the risk of HIV	272 (92%)
A person cannot get HIV from mosquitoes	161 (53%)
A person cannot get HIV from toilet bowls	176 (58%)

Figure 4. HIV Knowledge & Attitude, 2015 IHBS

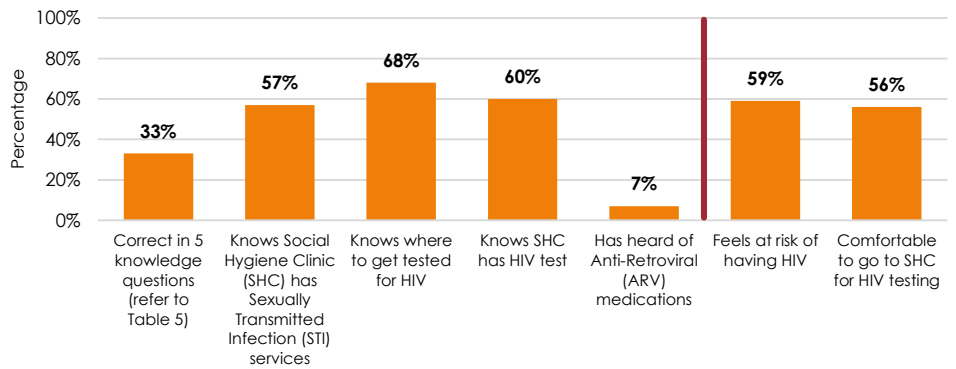
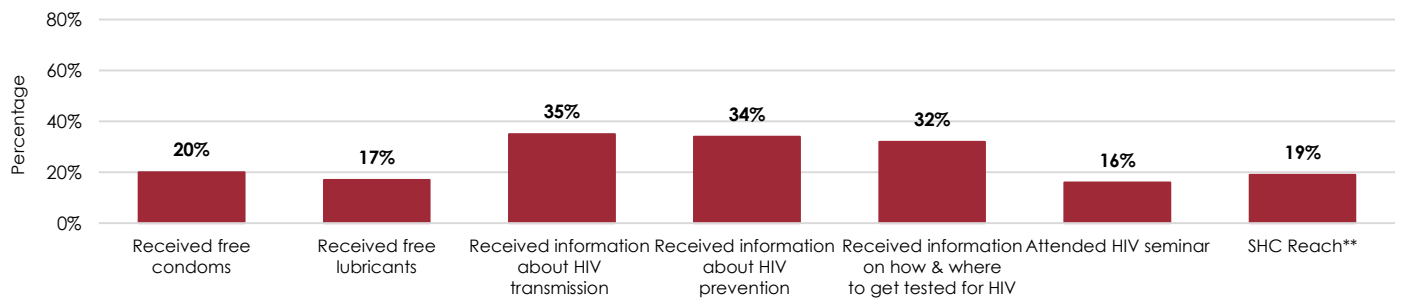


Figure 5. Access to HIV services from Social Hygiene Clinic (SHC) or Peer Educator (PE) in the past 12 months, 2015 IHBS



** SHC Reach: (a) received free condom from SHC/PE, and (b) received information on HIV transmission, prevention, testing or attended seminar from SHC/PE.

Figure 6. HIV Program Outcomes, 2015 IHBS

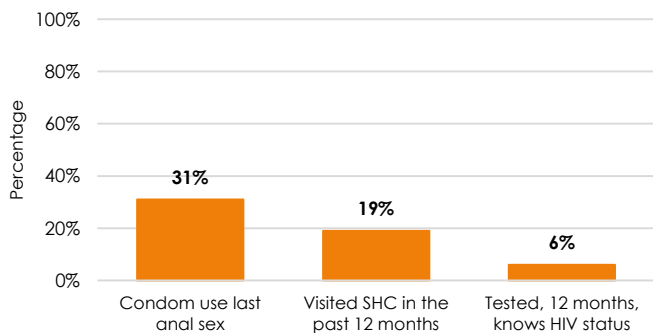


Figure 7. Tested for HIV and know status, 2015 IHBS

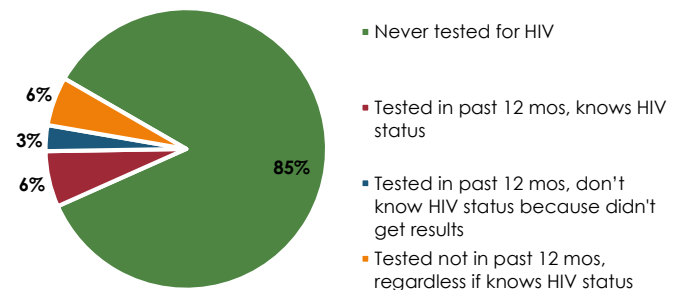


Figure 8. HIV, Syphilis and Hepatitis B prevalence, 2015 IHBS

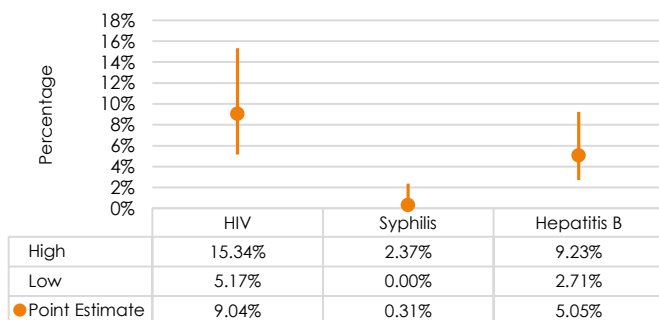
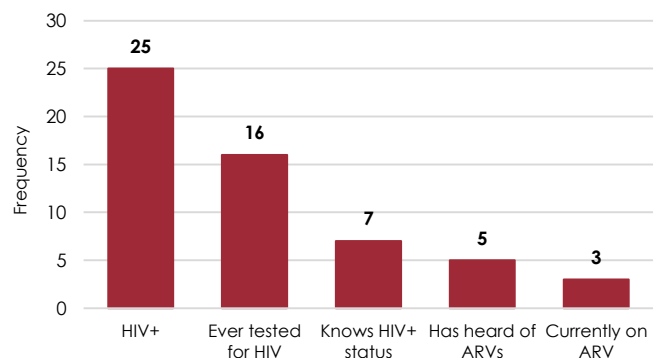


Figure 9. Cascade of HIV-positive M/TSM respondents, 2015 IHBS



Important Note:

Data presented in this factsheet have been adjusted using Time Location Sampling (TLS) weights and is not directly comparable to previous IHBS rounds.



National HIV/AIDS & STI Surveillance and Strategic Information Unit
 Epidemiology Bureau, Department of Health
 Bldg. 19, 2nd Floor, San Lazaro Compound,
 Sta. Cruz, Manila, 1003, Philippines
 Tel: +632 651-7800 loc 2952
 Email: hivepicenter@gmail.com
 Website: www.doh.gov.ph

2015 Integrated HIV Behavioral and Serologic Surveillance Zamboanga City



MALES/TRANSGENDERS WHO HAVE SEX WITH MALES (M/TSM)

Inclusion Criteria: Born male, 15 years or older, who reported oral or anal sex with a male in the past 12 months

Table 1. Demographic Profile, freq (%)	
Total Sample	300
Age in years, range (median)	15-63 (22)
15 to 17 years old	54 (17%)
18 to 24 years old	132 (47%)
25 years and older	114 (36%)
Civil Status	
Single	289 (98%)
Married	7 (2%)
Separated/Widower	2 (<1%)
Presently living with a partner	29 (10%)
Resident of the city	300(100%)
Currently working	125 (41%)
Educational Attainment	
No grade completed	12 (4%)
Elementary	82 (28%)
High school	156 (51%)
Vocational, College, Post-Graduate	50 (18%)
Student	86 (27%)
Gender Expression	
Masculine	173 (55%)
Feminine	127 (45%)
Clan Member	15 (6%)
Member of at least 1 social networking site	265 (89%)
Had sex partner/s from social networking site	49 (16%)

Figure 1. Type of sex during last sex with a male partner, 2015 IHBSS

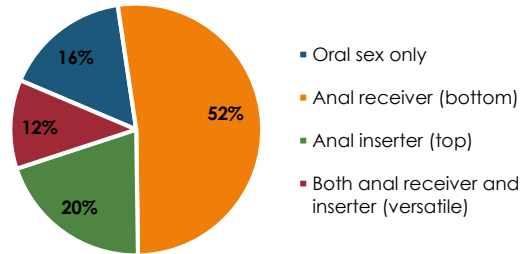


Figure 2. Gender Identity, 2015 IHBSS

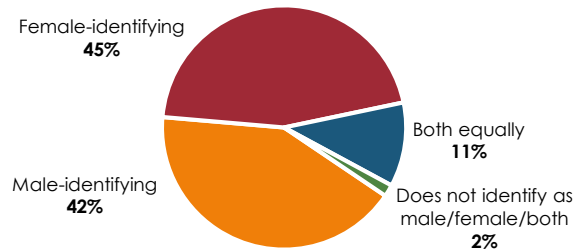
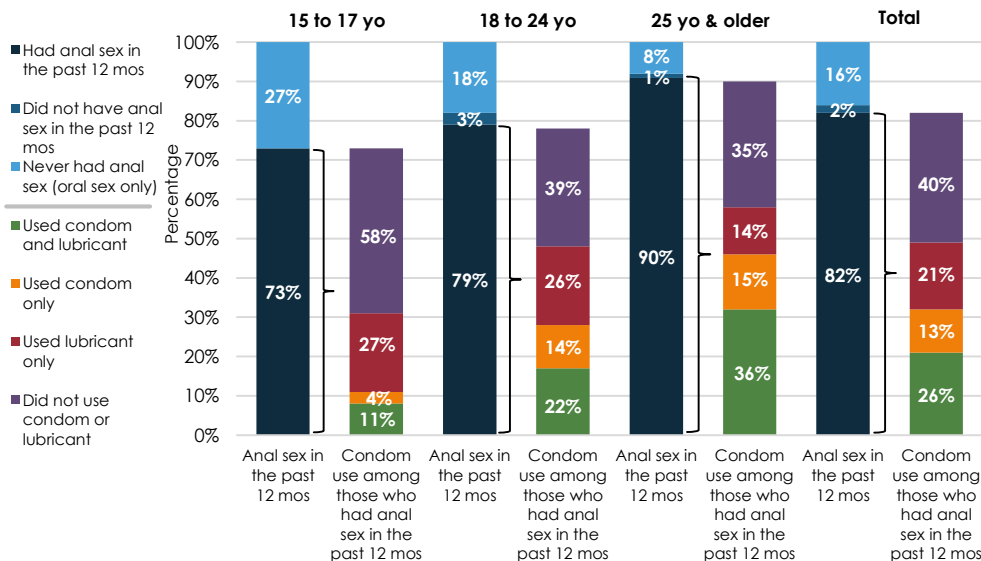


Table 2. Sexual Behavior: Age Profile in years, range (median)	
Age of first sex	7-40 (15)
Age of first sex with a male	7-40 (15)
Age of first condom use	11-40 (19)

Table 3. Number of Sex Partners*, range (median)	
Non-paying male partner (past mo)	1-15 (1)
Non-paying male partner (past 12 mos)	1-60 (5)
Paying client (past 12 mos)	1-20 (2)
Paid partner (past 12 mos)	1-50 (3)
Anal partner met online (past 12 mos)	1-3 (2)

*Number of sex partners among those who reported having sex with the specific type of partner

Figure 3. Anal Sex and Condom Use in the past 12 months, 2015 IHBSS



Reasons for not using a condom, freq (%)	
Condom not available	106 (74%)
Does not like condom	14 (13%)
Partner objected	15 (11%)
Not necessary	2 (2%)
Forgot to use a condom	0 (0%)
Condoms are expensive	0 (0%)
Does not know how to use condom	0 (0%)
Other reasons	0 (0%)

Table 4. Sex with Payment, freq (%)	15 to 17 yo	18 to 24 yo	25 yo & older	Total
Had paying male partner in the past 12 mos	32 (58%)	45 (35%)	18 (16%)	95 (32%)
Client of male sex worker in the past 12 mos	3 (10%)	19 (15%)	64 (55%)	86 (29%)

Table 5. Correctly answered knowledge questions, freq (%)	
Healthy-looking person can have HIV	254 (85%)
Having only one faithful uninfected partner	257 (86%)
Using condoms reduces the risk of HIV	262 (87%)
A person cannot get HIV from mosquitoes	221 (73%)
A person cannot get HIV from toilet bowls	202 (66%)

Figure 4. HIV Knowledge & Attitude, 2015 IHBSS

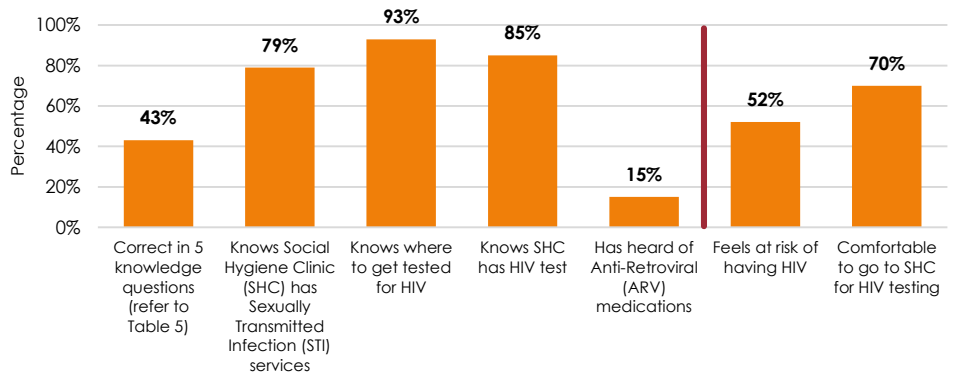
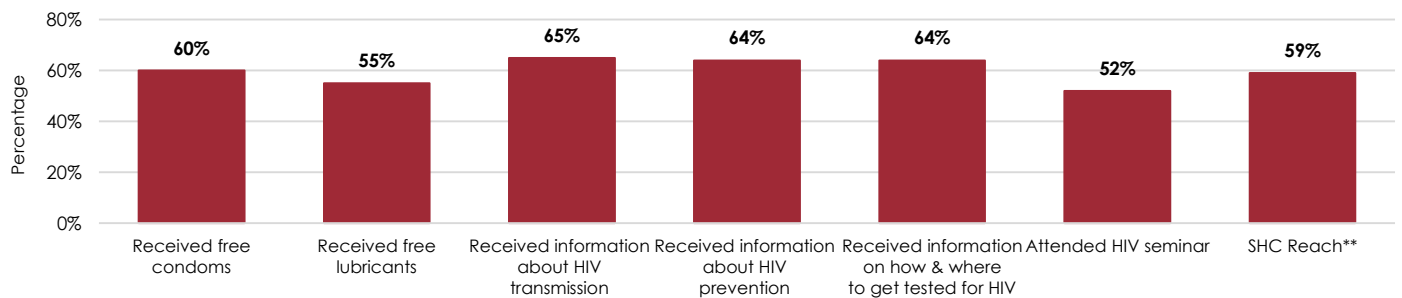


Figure 5. Access to HIV services from Social Hygiene Clinic (SHC) or Peer Educator (PE) in the past 12 months, 2015 IHBSS



** SHC Reach: (a) received free condom from SHC/PE, and (b) received information on HIV transmission, prevention, testing or attended seminar from SHC/PE.

Figure 6. HIV Program Outcomes, 2015 IHBSS

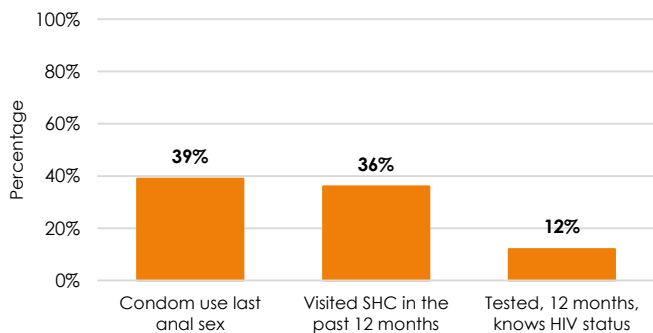


Figure 7. Tested for HIV and know status, 2015 IHBSS

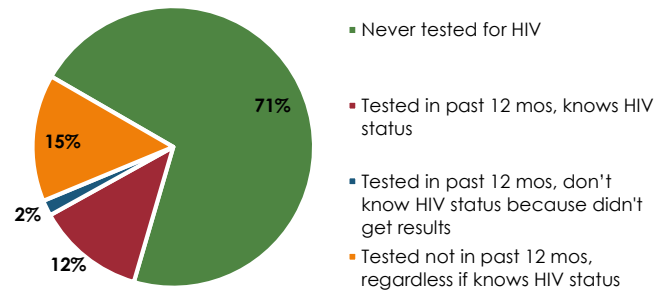
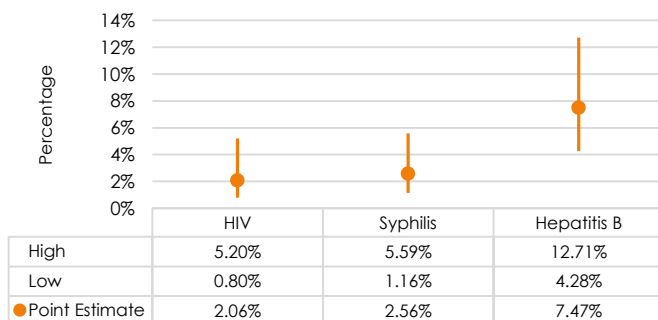


Figure 8. HIV, Syphilis and Hepatitis B prevalence, 2015 IHBSS



Important Note:

Data presented in this factsheet have been adjusted using Time Location Sampling (TLS) weights and is not directly comparable to previous IHBSS rounds.



National HIV/AIDS & STI Surveillance and Strategic Information Unit
 Epidemiology Bureau, Department of Health
 Bldg. 19, 2nd Floor, San Lazaro Compound,
 Sta. Cruz, Manila, 1003, Philippines
 Tel: +632 651-7800 loc 2952
 Email: hivepicenter@gmail.com
 Website: www.doh.gov.ph

2015 Integrated HIV Behavioral and Serologic Surveillance Batangas City



MALES/TRANSGENDERS WHO HAVE SEX WITH MALES (M/TSM)

Inclusion Criteria: Born male, 15 years or older, who reported oral or anal sex with a male in the past 12 months

Table 1. Demographic Profile, freq (%)	
Total Sample	299
Age in years, range (median)	15-62 (22)
15 to 17 years old	52 (19%)
18 to 24 years old	132 (45%)
25 years and older	115 (36%)
Civil Status	
Single	279 (94%)
Married	14 (4%)
Separated/Widower	6 (2%)
Presently living with a partner	37 (12%)
Resident of the city	286 (96%)
Currently working	160 (50%)
Educational Attainment	
No grade completed	4 (1%)
Elementary	66 (22%)
High school	187 (62%)
Vocational, College, Post-Graduate	42 (14%)
Student	52 (18%)
Gender Expression	
Masculine	202 (70%)
Feminine	97 (30%)
Clan Member	15 (5%)
Member of at least 1 social networking site	187 (62%)
Had sex partner/s from social networking site	138 (46%)

Figure 1. Type of sex during last sex with a male partner, 2015 IHBSS

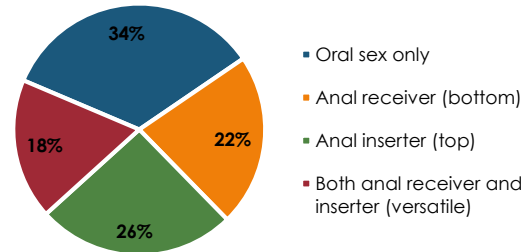


Figure 2. Gender Identity, 2015 IHBSS

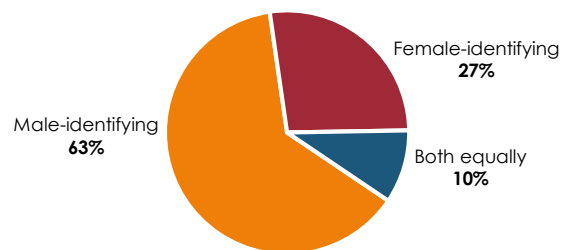


Table 2. Sexual Behavior: Age Profile in years, range (median)	
Age of first sex	7-30 (16)
Age of first sex with a male	7-36 (16)
Age of first condom use	11-35 (18)

Table 3. Number of Sex Partners*, range (median)	
Non-paying male partner (past mo)	1-50 (2)
Non-paying male partner (past 12 mos)	1-205 (5)
Paying client (past 12 mos)	1-30 (4)
Paid partner (past 12 mos)	1-52 (3)
Anal partner met online (past 12 mos)	1-15 (3)

*Number of sex partners among those who reported having sex with the specific type of partner

Figure 3. Anal Sex and Condom Use in the past 12 months, 2015 IHBSS

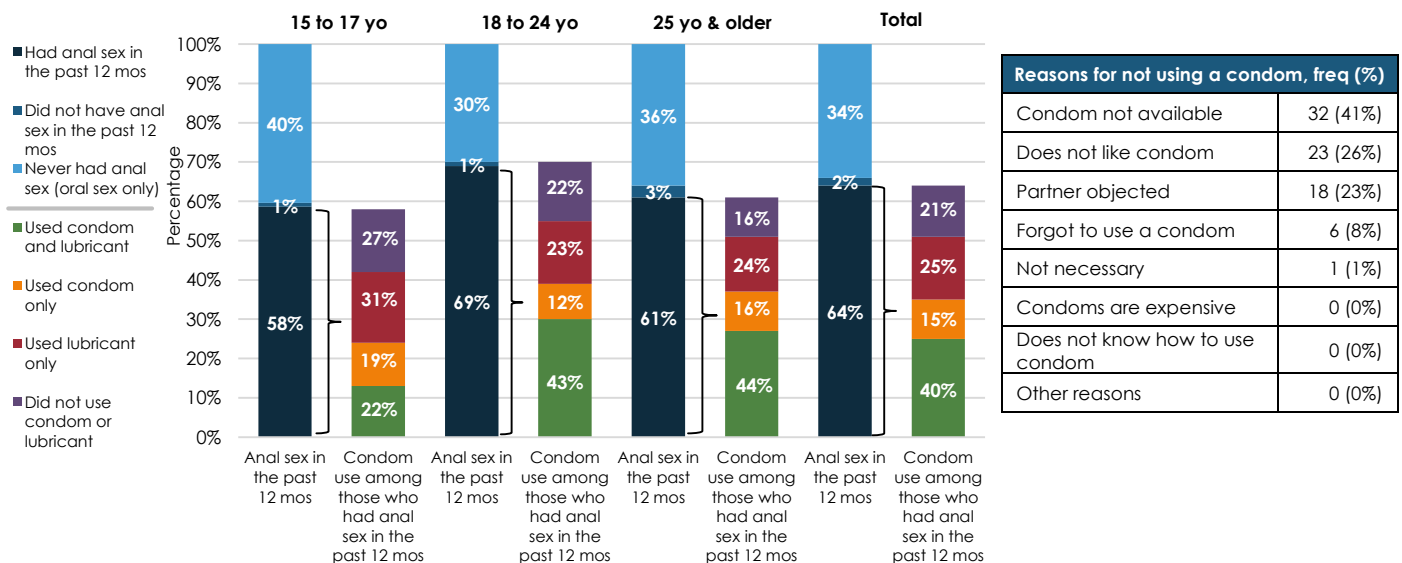


Table 4. Sex with Payment, freq (%)	15 to 17 yo	18 to 24 yo	25 yo & older	Total
Had paying male partner in the past 12 mos	25 (49%)	56 (45%)	36 (33%)	117 (41%)
Client of male sex worker in the past 12 mos	8 (14%)	26 (18%)	44 (37%)	78 (24%)

Table 5. Correctly answered knowledge questions, freq (%)	
Healthy-looking person can have HIV	265 (88%)
Having only one faithful uninfected partner	287 (96%)
Using condoms reduces the risk of HIV	278 (93%)
A person cannot get HIV from mosquitoes	234 (78%)
A person cannot get HIV from toilet bowls	229 (76%)

Figure 4. HIV Knowledge & Attitude, 2015 IHBSS

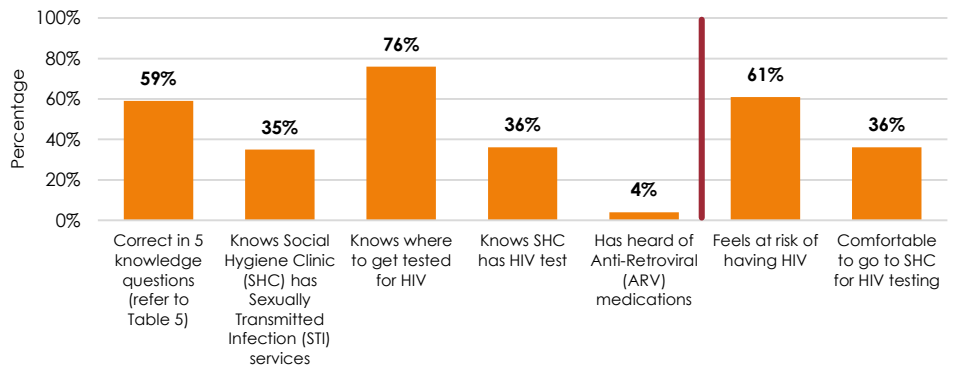
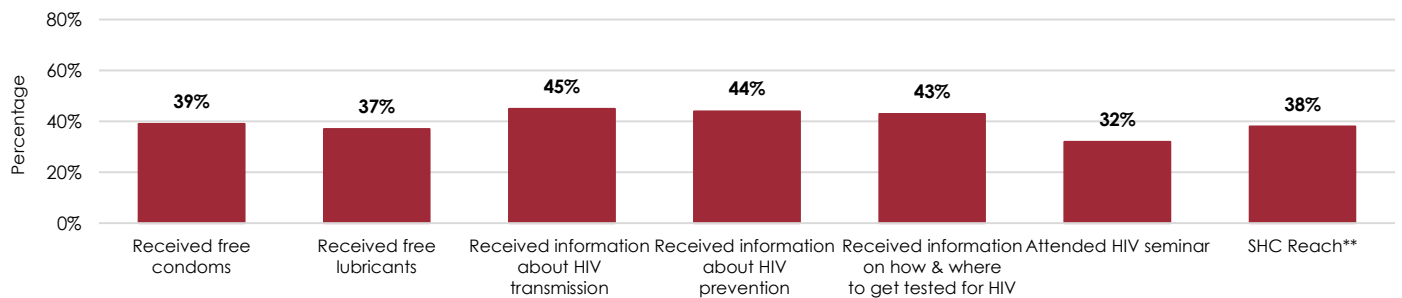


Figure 5. Access to HIV services from Social Hygiene Clinic (SHC) or Peer Educator (PE) in the past 12 months, 2015 IHBSS



** SHC Reach: (a) received free condom from SHC/PE, and (b) received information on HIV transmission, prevention, testing or attended seminar from SHC/PE.

Figure 6. HIV Program Outcomes, 2015 IHBSS

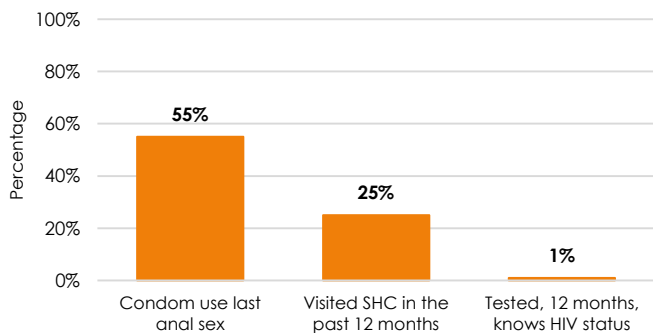


Figure 7. Tested for HIV and know status, 2015 IHBSS

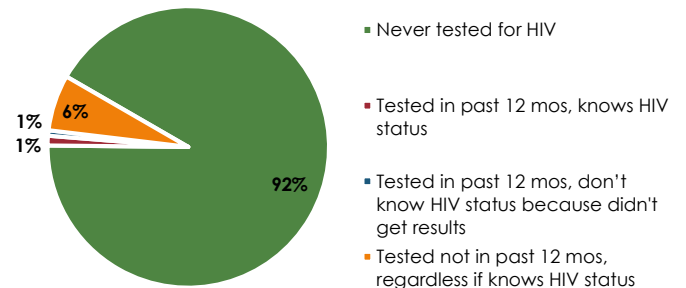


Figure 8. HIV, Syphilis and Hepatitis B prevalence, 2015 IHBSS

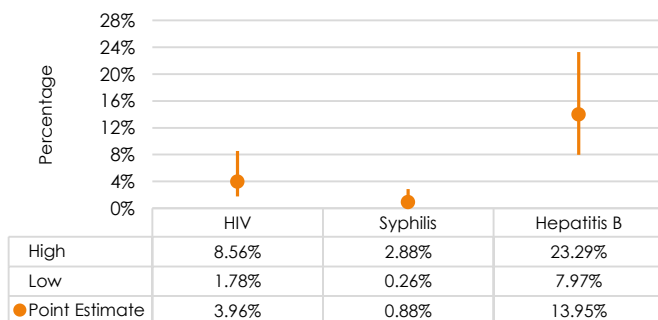
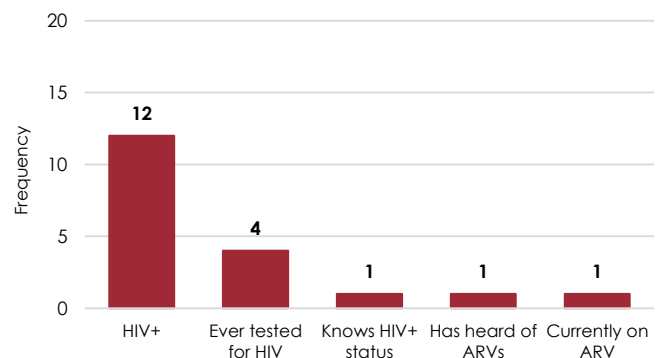


Figure 9. Cascade of HIV-positive M/TSM respondents, 2015 IHBSS



Important Note:

Data presented in this factsheet have been adjusted using Time Location Sampling (TLS) weights and is not directly comparable to previous IHBSS rounds.



National HIV/AIDS & STI Surveillance and Strategic Information Unit
 Epidemiology Bureau, Department of Health
 Bldg. 19, 2nd Floor, San Lazaro Compound,
 Sta. Cruz, Manila, 1003, Philippines
 Tel: +632 651-7800 loc 2952
 Email: hivepicenter@gmail.com
 Website: www.doh.gov.ph

2015 Integrated HIV Behavioral and Serologic Surveillance Mandaue City



MALES/TRANSGENDERS WHO HAVE SEX WITH MALES (M/TSM)

Inclusion Criteria: Born male, 15 years or older, who reported oral or anal sex with a male in the past 12 months

Table 1. Demographic Profile, freq (%)	
Total Sample	300
Age in years, range (median)	15-56 (21)
15 to 17 years old	80 (26%)
18 to 24 years old	142 (45%)
25 years and older	78 (29%)
Civil Status	
Single	293 (97%)
Married	7 (3%)
Separated/Widower	0 (0%)
Presently living with a partner	21 (9%)
Resident of the city	266 (88%)
Currently working	111 (39%)
Educational Attainment	
No grade completed	18 (6%)
Elementary	110 (36%)
High school	157 (53%)
Vocational, College, Post-Graduate	15 (5%)
Student	76 (24%)
Gender Expression	
Masculine	216 (71%)
Feminine	84 (29%)
Clan Member	2 (1%)
Member of at least 1 social networking site	113 (38%)
Had sex partner/s from social networking site	200 (67%)

Figure 1. Type of sex during last sex with a male partner, 2015 IHBSS

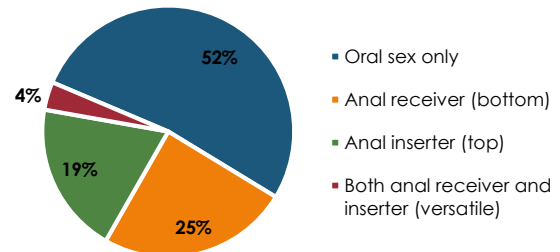


Figure 2. Gender Identity, 2015 IHBSS

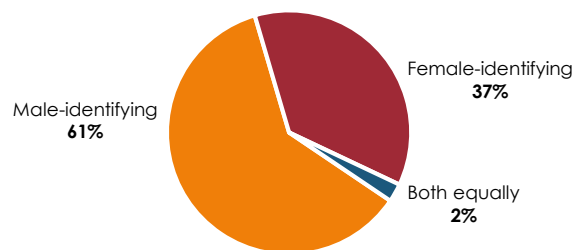
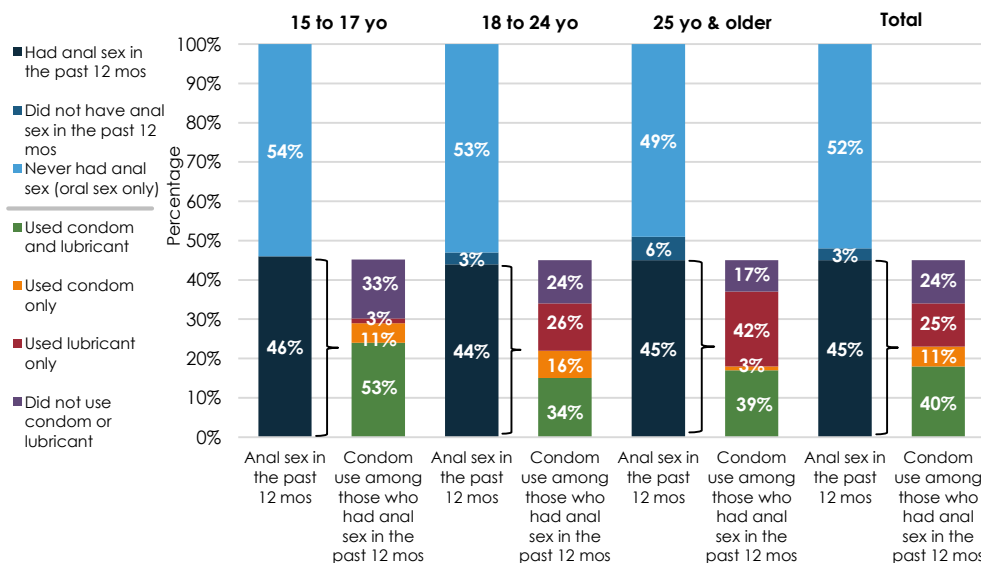


Table 2. Sexual Behavior: Age Profile in years, range (median)	
Age of first sex	5-24 (15)
Age of first sex with a male	5-34 (16)
Age of first condom use	7-56 (17)

Table 3. Number of Sex Partners*, range (median)	
Non-paying male partner (past mo)	1-15 (2)
Non-paying male partner (past 12 mos)	1-44 (2)
Paying client (past 12 mos)	1-15 (2)
Paid partner (past 12 mos)	1-27 (4)
Anal partner met online (past 12 mos)	1-7 (3)

*Number of sex partners among those who reported having sex with the specific type of partner

Figure 3. Anal Sex and Condom Use in the past 12 months, 2015 IHBSS



Reasons for not using a condom, freq (%)	
Does not like condom	28 (38%)
Condom not available	25 (37%)
Not necessary	9 (16%)
Forgot to use a condom	4 (4%)
Partner objected	3 (4%)
Condoms are expensive	1 (1%)
Does not know how to use condom	0 (0%)
Other reasons	0 (0%)

Table 4. Sex with Payment, freq (%)	15 to 17 yo	18 to 24 yo	25 yo & older	Total
Had paying male partner in the past 12 mos	47 (56%)	89 (62%)	38 (48%)	174 (56%)
Client of male sex worker in the past 12 mos	27 (33%)	40 (28%)	30 (42%)	97 (33%)

Table 5. Correctly answered knowledge questions, freq (%)	
Healthy-looking person can have HIV	254 (86%)
Having only one faithful uninfected partner	281 (93%)
Using condoms reduces the risk of HIV	275 (92%)
A person cannot get HIV from mosquitoes	263 (87%)
A person cannot get HIV from toilet bowls	261 (87%)

Figure 4. HIV Knowledge & Attitude, 2015 IHBS

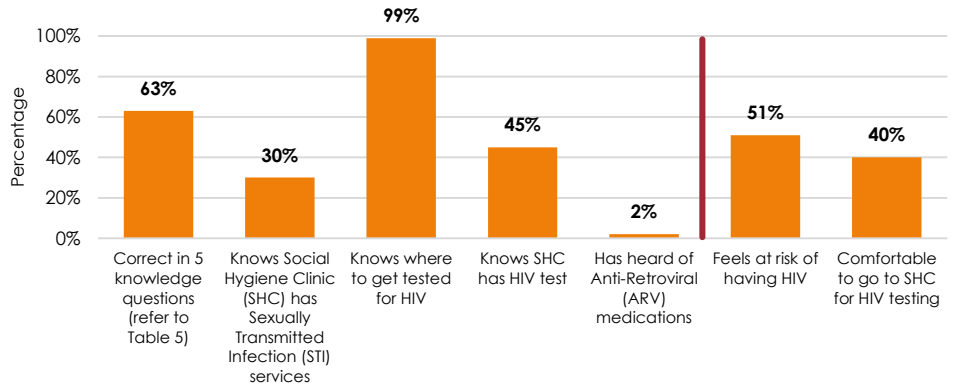
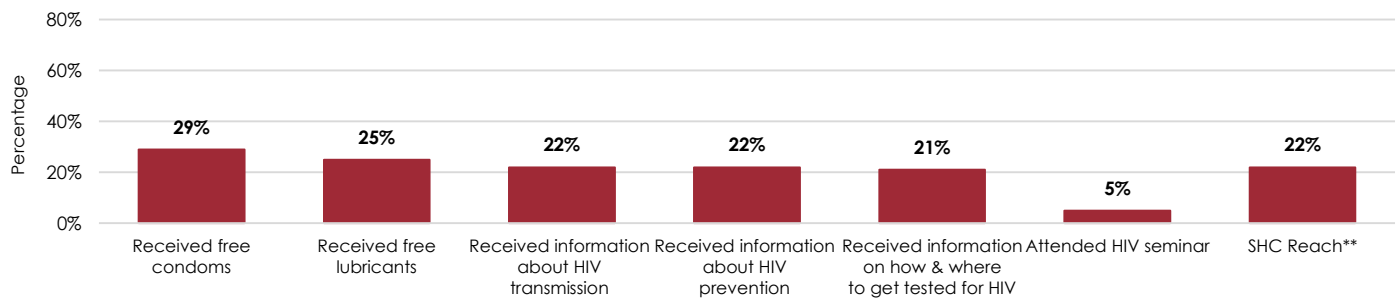


Figure 5. Access to HIV services from Social Hygiene Clinic (SHC) or Peer Educator (PE) in the past 12 months, 2015 IHBS



** SHC Reach: (a) received free condom from SHC/PE, and (b) received information on HIV transmission, prevention, testing or attended seminar from SHC/PE.

Figure 6. HIV Program Outcomes, 2015 IHBS

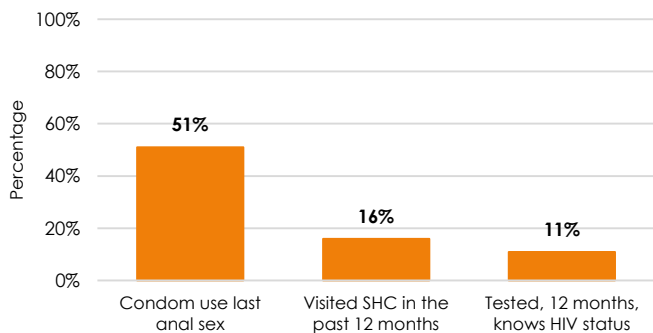


Figure 7. Tested for HIV and know status, 2015 IHBS

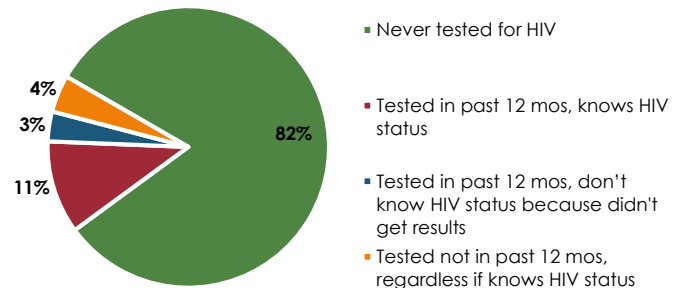
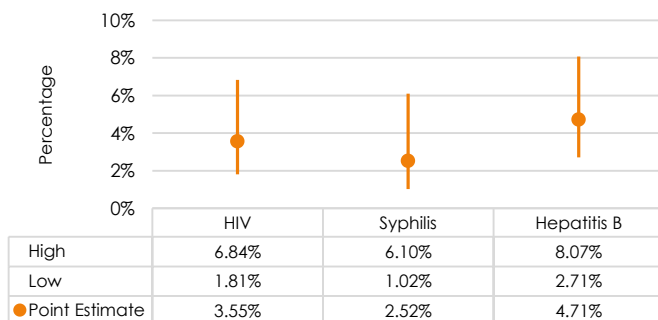


Figure 8. HIV, Syphilis and Hepatitis B prevalence, 2015 IHBS



Important Note:

Data presented in this factsheet have been adjusted using Time Location Sampling (TLS) weights and is not directly comparable to previous IHBS rounds.



National HIV/AIDS & STI Surveillance and Strategic Information Unit
 Epidemiology Bureau, Department of Health
 Bldg. 19, 2nd Floor, San Lazaro Compound,
 Sta. Cruz, Manila, 1003, Philippines
 Tel: +632 651-7800 loc 2952
 Email: hivepicenter@gmail.com
 Website: www.doh.gov.ph

2015 Integrated HIV Behavioral and Serologic Surveillance Mandaue City



INJECTING DRUG USERS (IDU) – MALE

Inclusion Criteria: Born male, 15 years or older, resident of Cebu province, who has injected drugs not prescribed by a physician in the past 6 months

Total Sample	307
Age in years, range (median)	15-57 (25)
15 to 17 years old	12 (4%)
18 to 24 years old	136 (45%)
25 years and older	159 (52%)
Civil Status	
Single	270 (88%)
Married	27 (10%)
Separated/Widower	10 (2%)
Presently living with a partner	96 (35%)
Partner is also an IDU	3 (1%)
With children less than 7 years old	73 (24%)
Resident of the city	304 (99%)
Currently working	98 (34%)
Educational attainment	
No grade completed	38 (16%)
Elementary	181 (59%)
High school	79 (23%)
College, Vocational, Post-Graduate	9 (3%)
Student	26 (8%)

Figure 1. Number of years as an IDU, 2015 IHBSS

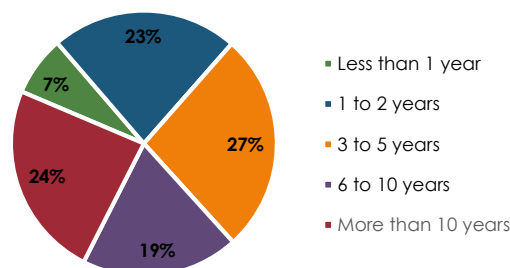
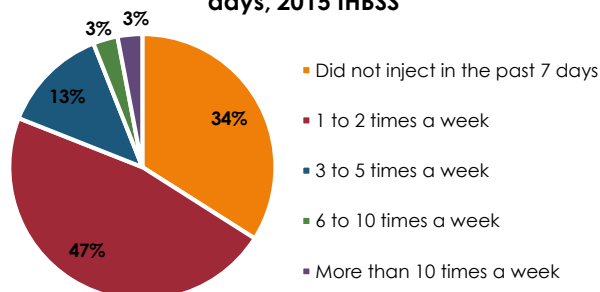


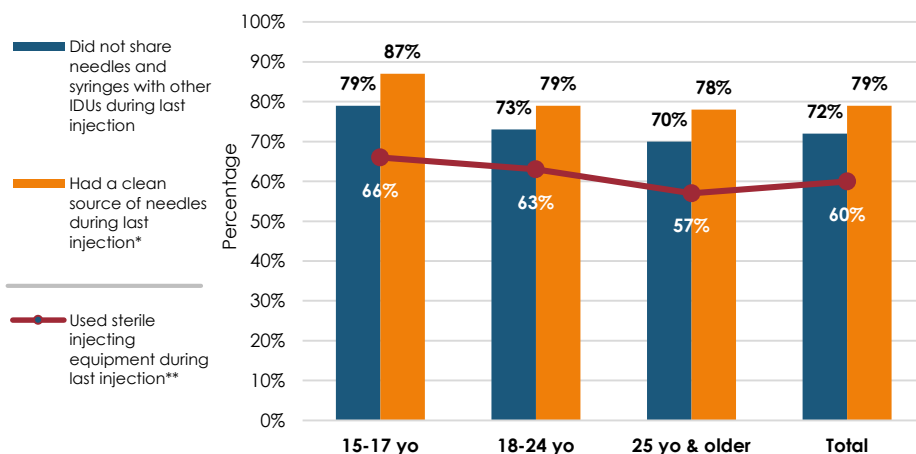
Figure 2. Frequency of injection in the past 7 days, 2015 IHBSS



Age first used drugs	7-40 (16)
Age first injected drugs	10-48 (19)

	15 to 17 yo	18 to 24 yo	25 yo & older	Total
Injected drugs in Mandaue, Talisay, or Lapu-Lapu City (past 6 mos)	5 (33%)	87 (59%)	119 (73%)	211 (65%)
Last injected drugs in a shooting gallery	2 (12%)	59 (45%)	94 (62%)	155 (52%)
What they did with the needle after use				
Threw the needle in a public trash bin	8 (77%)	85 (67%)	91 (64%)	184 (66%)
Kept the needle for another use	2 (9%)	36 (23%)	40 (18%)	78 (20%)
Others	2 (13%)	15 (11%)	28 (18%)	45 (15%)

Figure 3. Protective Injecting Behavior during last injection, 2015 IHBSS



Drugstore or Pharmacy	173 (59%)
Bought at Shooting Gallery	56 (15%)
Given by other IDUs	33 (11%)
Kamagayan Drop-in Center	14 (5%)
Given by person who sells drugs	11 (4%)
Service needle at Shooting Gallery	10 (4%)
Others	6 (2%)
City Health Office or Social Hygiene Clinic	4 (1%)

*Clean source: source of needle is from the following: (a) drugstore/pharmacy, (b) City Health Office, (c) drop-in center, or (d) bought at shooting gallery.

**Used sterile injecting equipment: (a) did not share needles with other IDUs, and (b) had clean source of needle

Figure 4. Sex and condom use with different types of partner, 2015 IHBS

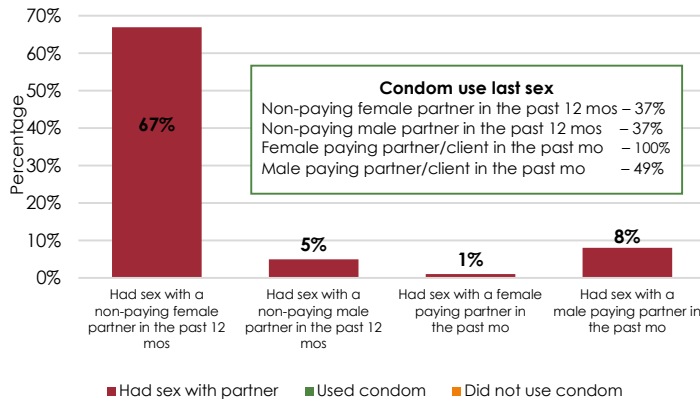


Table 5. Sexual Behavior: Age Profile in years, range (median)

Age of first sex	9-35 (17)
Age of first sex with a female*	11-35 (17)
Age of first oral sex with a male	12-31 (17)
Age of first anal sex with a male	13-21 (21)
Age of first condom use	12-40 (19)

*Proxy age generated using variables on age at first sex, ever had sex with a female, and ever had sex with a male

Table 6. Number of Sex Partners*, range (median)

Non-paying female partner (past 12 mos)	1-12 (1)
Non-paying male partner (past 12 mos)	1-9 (2)
Female paying partners/client (past mo)	2 (2)
Male paying partners/client (past mo)	1-12 (1)

**Number of sex partners among those who reported having sex with the specific type of partner

Table 7. Correctly answered knowledge questions, freq (%)

Healthy-looking person can have HIV	255 (84%)
Having only one faithful uninfected partner	164 (55%)
Using condoms reduces the risk of HIV	288 (96%)
A person cannot get HIV from mosquitoes	258 (82%)
A person cannot get HIV from toilet bowls	269 (86%)
Sharing needles can increase risk for HIV	296 (96%)

Figure 5. HIV Knowledge & Attitude, 2015 IHBS

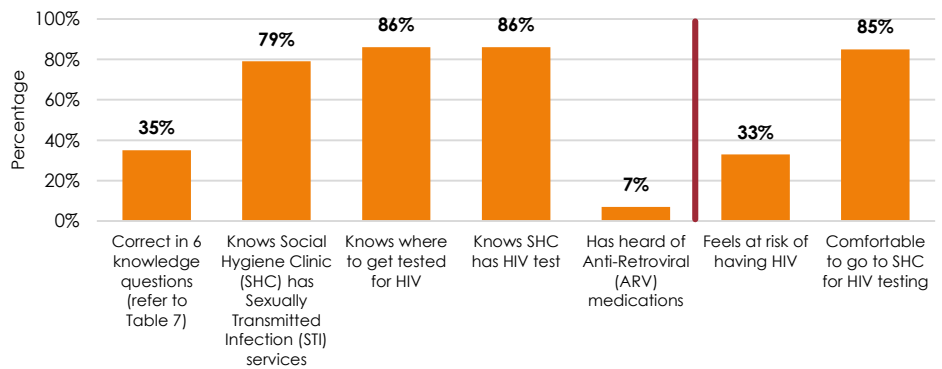
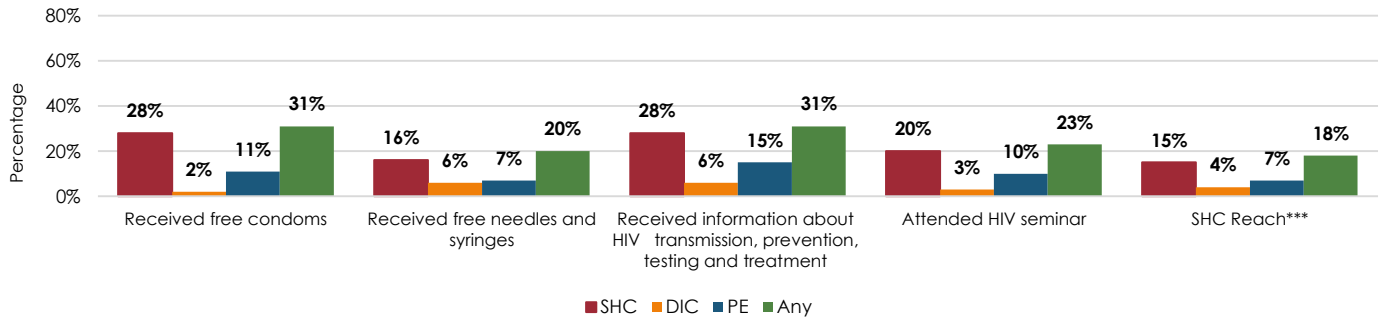


Figure 6. Access to HIV services from Social Hygiene Clinic (SHC), Drop-in Center (DIC) or Peer Educator (PE) in the past 12 months, 2015 IHBS



*** SHC Reach: (a) received free needles and syringes from SHC/DIC/PE, and (b) received information on HIV transmission, prevention, testing, treatment or attended seminar from SHC/DIC/PE.

Figure 7. Access to Facilities, 2015 IHBS

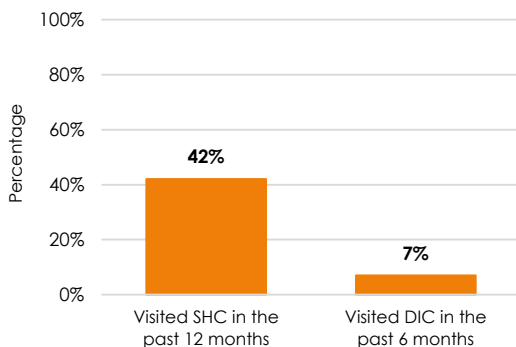


Figure 8. Tested for HIV and know status, 2015 IHBS

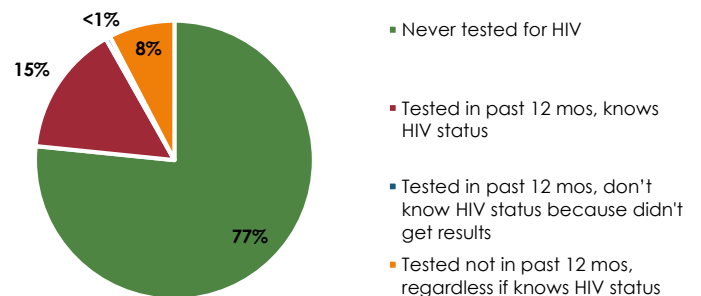


Figure 9. HIV, Syphilis and Hepatitis C prevalence, 2015 IHBSS

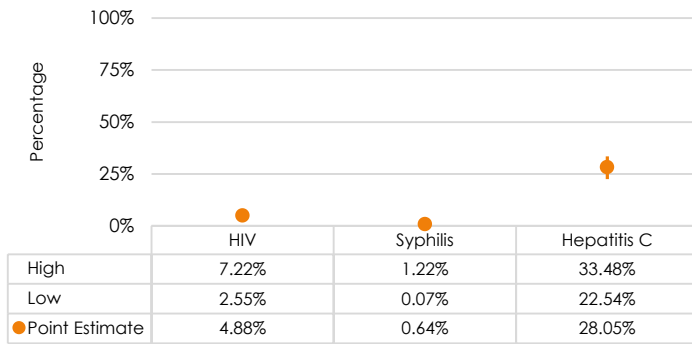
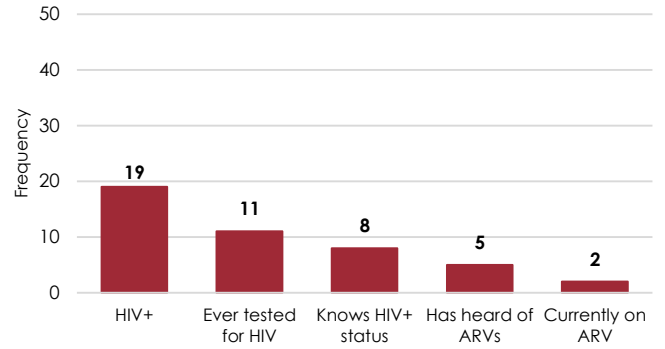


Figure 10. Cascade of HIV-positive Male IDU respondents, 2015 IHBSS



Important Note:

Data presented in this factsheet have been adjusted using Respondent Driven Sampling (RDS) weights and is not directly comparable to previous IHBSS rounds.



National HIV/AIDS & STI Surveillance and Strategic Information Unit

Epidemiology Bureau, Department of Health
 Bldg. 19, 2nd Floor, San Lazaro Compound,
 Sta. Cruz, Manila, 1003, Philippines

Tel: +632 651-7800 loc 2952
 Email: hivepicenter@gmail.com
 Website: www.doh.gov.ph

2015 Integrated HIV Behavioral and Serologic Surveillance Bacolod City



MALES/TRANSGENDERS WHO HAVE SEX WITH MALES (M/TSM)

Inclusion Criteria: Born male, 15 years or older, who reported oral or anal sex with a male in the past 12 months

Table 1. Demographic Profile, freq (%)	
Total Sample	300
Age in years, range (median)	15-54 (21)
15 to 17 years old	52 (19%)
18 to 24 years old	161 (53%)
25 years and older	87 (28%)
Civil Status	
Single	297 (99%)
Married	2 (1%)
Separated/Widower	0 (0%)
Presently living with a partner	46 (15%)
Resident of the city	297 (99%)
Currently working	102 (35%)
Educational Attainment	
No grade completed	10 (3%)
Elementary	109 (37%)
High school	133 (44%)
Vocational, College, Post-Graduate	48 (17%)
Student	78 (28%)
Gender Expression	
Masculine	255 (88%)
Feminine	45 (12%)
Clan Member	45 (16%)
Member of at least 1 social networking site	194 (67%)
Had sex partner/s from social networking site	134 (42%)

Figure 1. Type of sex during last sex with a male partner, 2015 IHBSS

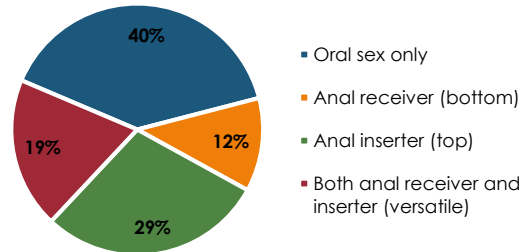


Figure 2. Gender Identity, 2015 IHBSS

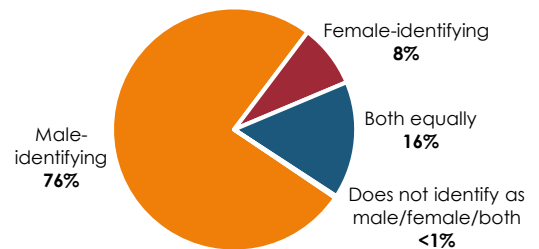
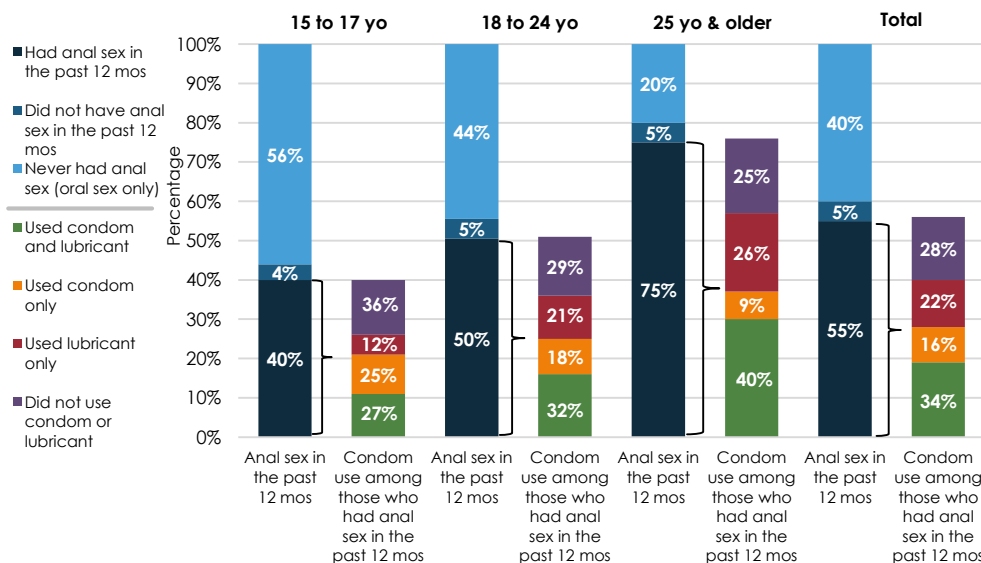


Table 2. Sexual Behavior: Age Profile in years, range (median)	
Age of first sex	8-29 (16)
Age of first sex with a male	8-29 (16)
Age of first condom use	10-35 (18)

Table 3. Number of Sex Partners*, range (median)	
Non-paying male partner (past mo)	1-20 (1)
Non-paying male partner (past 12 mos)	1-50 (3)
Paying client (past 12 mos)	1-30 (2)
Paid partner (past 12 mos)	1-50 (3)
Anal partner met online (past 12 mos)	1-20 (1)

*Number of sex partners among those who reported having sex with the specific type of partner

Figure 3. Anal Sex and Condom Use in the past 12 months, 2015 IHBSS



Reasons for not using a condom, freq (%)	
Condom not available	55 (54%)
Does not like condom	27 (25%)
Partner objected	9 (10%)
Not necessary	6 (7%)
Does not know how to use condom	1 (2%)
Forgot to use a condom	1 (1%)
Condoms are expensive	1 (1%)
Other reasons	0 (0%)

Table 4. Sex with Payment, freq (%)	15 to 17 yo	18 to 24 yo	25 yo & older	Total
Had paying male partner in the past 12 mos	45 (90%)	117 (74%)	37 (48%)	199 (70%)
Client of male sex worker in the past 12 mos	6 (10%)	23 (14%)	42 (44%)	71 (22%)

Table 5. Correctly answered knowledge questions, freq (%)	
Healthy-looking person can have HIV	258 (85%)
Having only one faithful uninfected partner	232 (74%)
Using condoms reduces the risk of HIV	264 (87%)
A person cannot get HIV from mosquitoes	196 (66%)
A person cannot get HIV from toilet bowls	179 (60%)

Figure 4. HIV Knowledge & Attitude, 2015 IHBSS

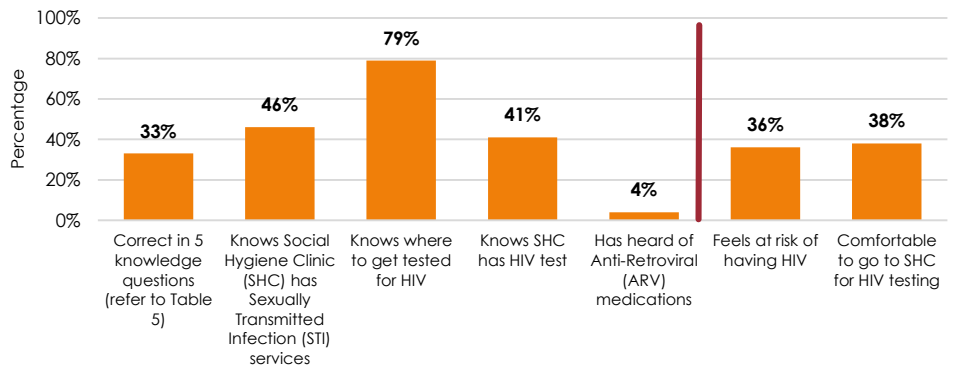
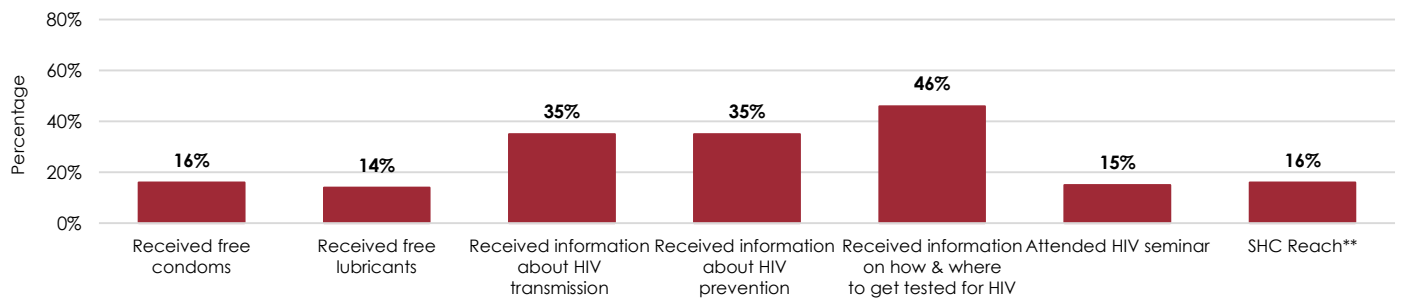


Figure 5. Access to HIV services from Social Hygiene Clinic (SHC) or Peer Educator (PE) in the past 12 months, 2015 IHBSS



** SHC Reach: (a) received free condom from SHC/PE, and (b) received information on HIV transmission, prevention, testing or attended seminar from SHC/PE.

Figure 6. HIV Program Outcomes, 2015 IHBSS

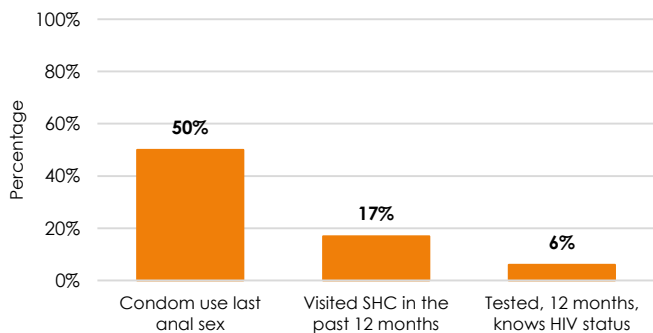


Figure 7. Tested for HIV and know status, 2015 IHBSS

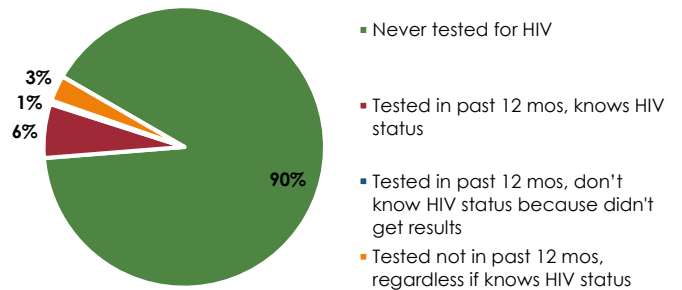
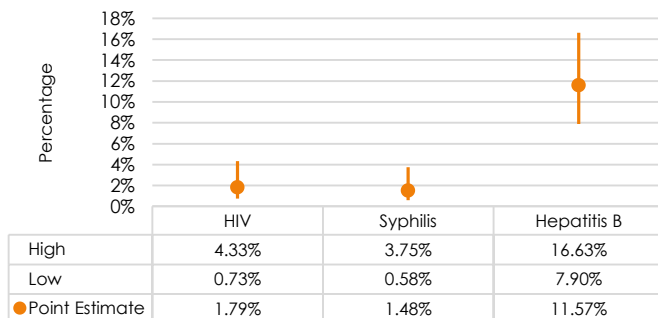


Figure 8. HIV, Syphilis and Hepatitis B prevalence, 2015 IHBSS



Important Note:

Data presented in this factsheet have been adjusted using Time Location Sampling (TLS) weights and is not directly comparable to previous IHBSS rounds.



National HIV/AIDS & STI Surveillance and Strategic Information Unit
 Epidemiology Bureau, Department of Health
 Bldg. 19, 2nd Floor, San Lazaro Compound,
 Sta. Cruz, Manila, 1003, Philippines
 Tel: +632 651-7800 loc 2952
 Email: hivepicenter@gmail.com
 Website: www.doh.gov.ph

2015 Integrated HIV Behavioral and Serologic Surveillance Bacoor City



MALES/TRANSGENDERS WHO HAVE SEX WITH MALES (M/TSM)

Inclusion Criteria: Born male, 15 years or older, who reported oral or anal sex with a male in the past 12 months

Total Sample	299
Age in years, range (median)	15-64 (25)
15 to 17 years old	53 (17%)
18 to 24 years old	90 (31%)
25 years and older	156 (52%)
Civil Status	
Single	278 (94%)
Married	16 (5%)
Separated/Widower	5 (2%)
Presently living with a partner	59 (18%)
Resident of the city	284 (95%)
Currently working	93 (33%)
Educational Attainment	
No grade completed	22 (6%)
Elementary	100 (34%)
High school	136 (47%)
Vocational, College, Post-Graduate	41 (13%)
Student	53 (21%)
Gender Expression	
Masculine	226 (72%)
Feminine	72 (28%)
Clan Member	10 (3%)
Member of at least 1 social networking site	200 (66%)
Had sex partner/s from social networking site	137 (46%)

Figure 1. Type of sex during last sex with a male partner, 2015 IHBSS

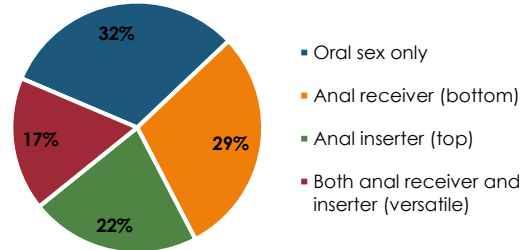
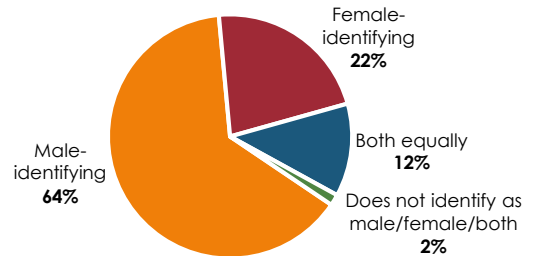


Figure 2. Gender Identity, 2015 IHBSS

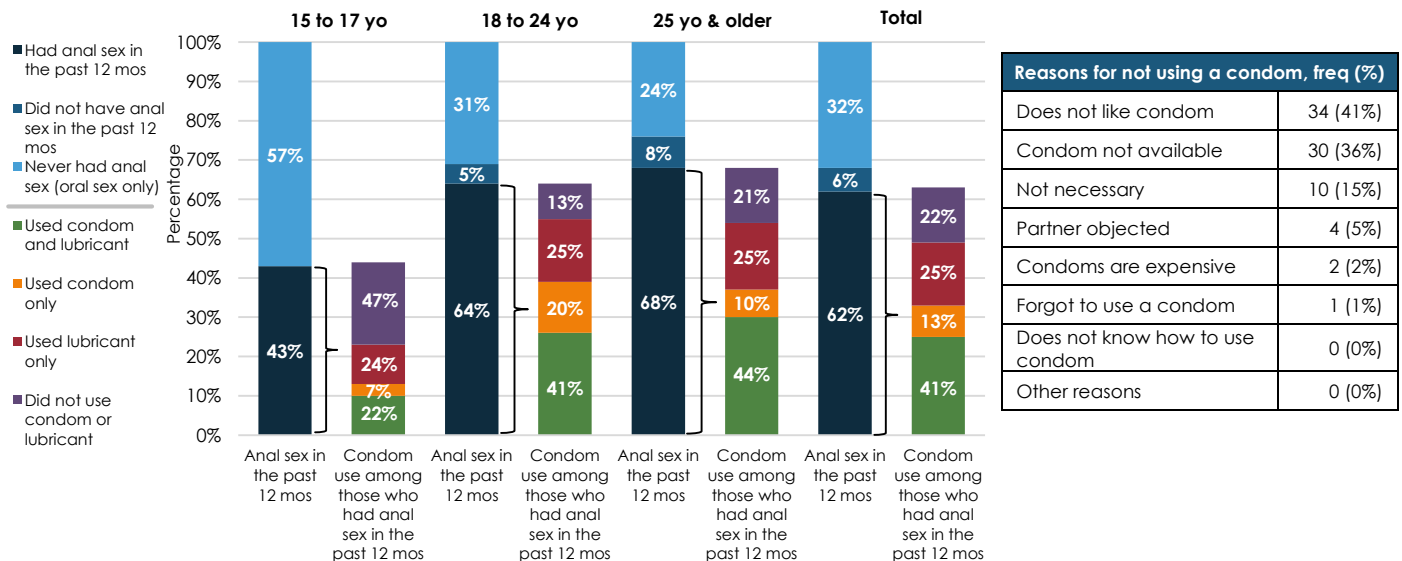


Age of first sex	7-31 (16)
Age of first sex with a male	7-42 (16)
Age of first condom use	12-37 (18)

Non-paying male partner (past mo)	1-6 (1)
Non-paying male partner (past 12 mos)	1-60 (2)
Paying client (past 12 mos)	1-30 (2)
Paid partner (past 12 mos)	1-40 (2)
Anal partner met online (past 12 mos)	1-55 (1)

*Number of sex partners among those who reported having sex with the specific type of partner

Figure 3. Anal Sex and Condom Use in the past 12 months, 2015 IHBSS



	15 to 17 yo	18 to 24 yo	25 yo & older	Total
Had paying male partner in the past 12 mos	8 (14%)	12 (13%)	21 (12%)	41 (13%)
Client of male sex worker in the past 12 mos	1 (2%)	5 (5%)	27 (19%)	33 (12%)

Table 5. Correctly answered knowledge questions, freq (%)	
Healthy-looking person can have HIV	258 (86%)
Having only one faithful uninfected partner	191 (65%)
Using condoms reduces the risk of HIV	246 (81%)
A person cannot get HIV from mosquitoes	197 (68%)
A person cannot get HIV from toilet bowls	217 (75%)

Figure 4. HIV Knowledge & Attitude, 2015 IHBSS

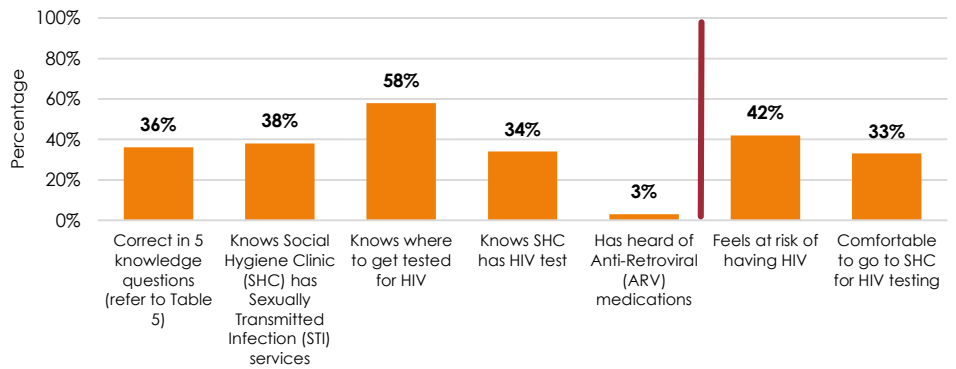
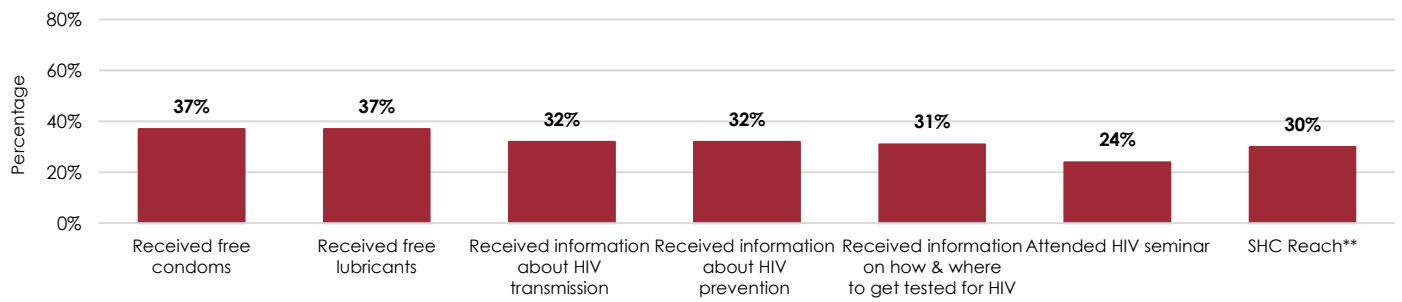


Figure 5. Access to HIV services from Social Hygiene Clinic (SHC) or Peer Educator (PE) in the past 12 months, 2015 IHBSS



** SHC Reach: (a) received free condom from SHC/PE, and (b) received information on HIV transmission, prevention, testing or attended seminar from SHC/PE.

Figure 6. HIV Program Outcomes, 2015 IHBSS

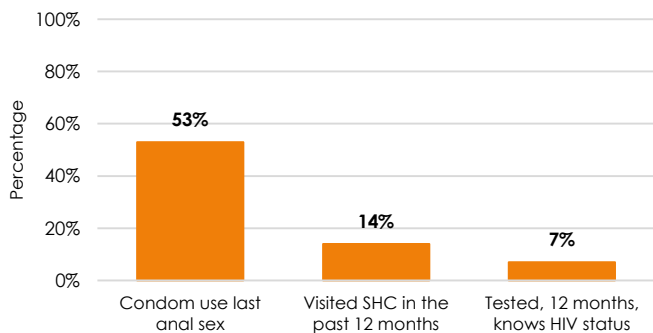


Figure 7. Tested for HIV and know status, 2015 IHBSS

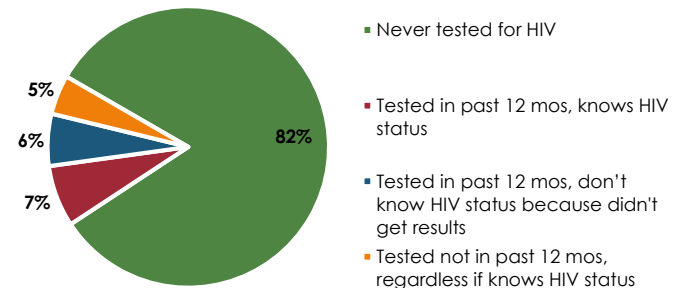
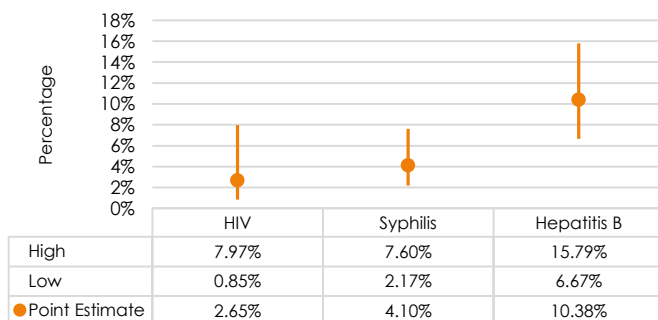


Figure 8. HIV, Syphilis and Hepatitis B prevalence, 2015 IHBSS



Important Note:

Data presented in this factsheet have been adjusted using Time Location Sampling (TLS) weights and is not directly comparable to previous IHBSS rounds.



National HIV/AIDS & STI Surveillance and Strategic Information Unit
 Epidemiology Bureau, Department of Health
 Bldg. 19, 2nd Floor, San Lazaro Compound,
 Sta. Cruz, Manila, 1003, Philippines
 Tel: +632 651-7800 loc 2952
 Email: hivepicenter@gmail.com
 Website: www.doh.gov.ph

2015 Integrated HIV Behavioral and Serologic Surveillance San Jose del Monte City



MALES/TRANSGENDERS WHO HAVE SEX WITH MALES (M/TSM)

Inclusion Criteria: Born male, 15 years or older, who reported oral or anal sex with a male in the past 12 months

Table 1. Demographic Profile, freq (%)	
Total Sample	300
Age in years, range (median)	15-55 (22)
15 to 17 years old	47 (16%)
18 to 24 years old	149 (49%)
25 years and older	104 (36%)
Civil Status	
Single	286 (96%)
Married	7 (3%)
Separated/Widower	5 (1%)
Presently living with a partner	56 (19%)
Resident of the city	278 (98%)
Currently working	97 (32%)
Educational Attainment	
No grade completed	34 (13%)
Elementary	60 (20%)
High school	162 (52%)
Vocational, College, Post-Graduate	44 (15%)
Student	61 (20%)
Gender Expression	
Masculine	149 (49%)
Feminine	151 (51%)
Clan Member	25 (9%)
Member of at least 1 social networking site	197 (66%)
Had sex partner/s from social networking site	224 (78%)

Figure 1. Type of sex during last sex with a male partner, 2015 IHBSS

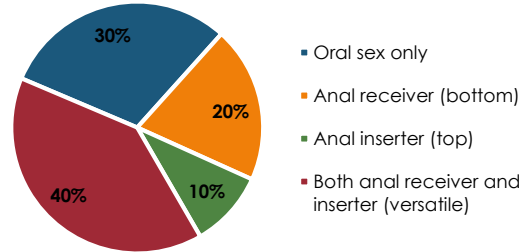


Figure 2. Gender Identity, 2015 IHBSS

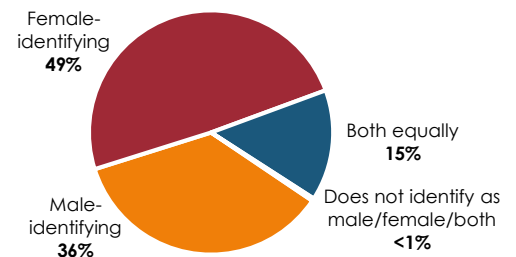
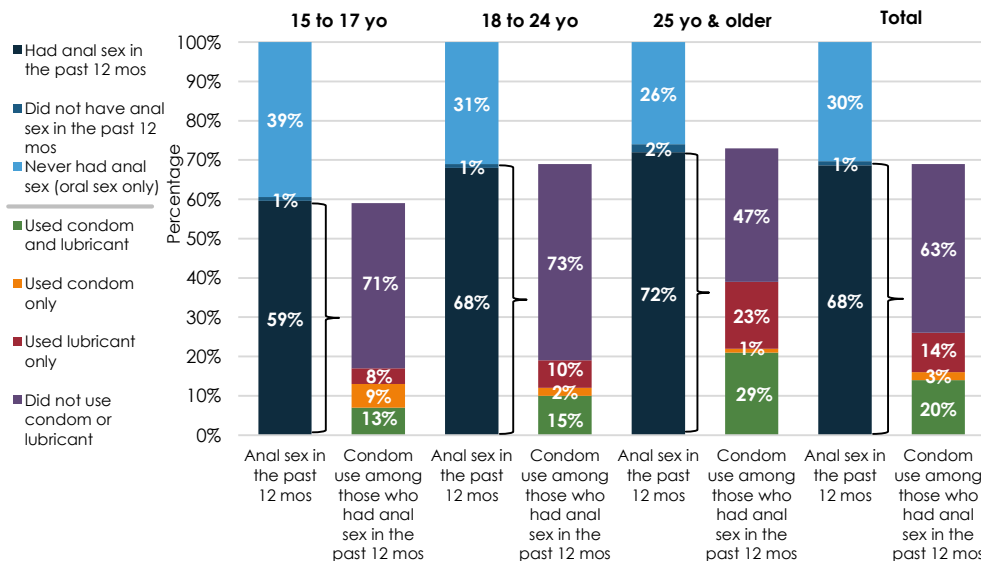


Table 2. Sexual Behavior: Age Profile in years, range (median)	
Age of first sex	6-29 (16)
Age of first sex with a male	6-29 (16)
Age of first condom use	11-30 (18)

Table 3. Number of Sex Partners*, range (median)	
Non-paying male partner (past mo)	1-62 (2)
Non-paying male partner (past 12 mos)	1-100 (4)
Paying client (past 12 mos)	1-9 (2)
Paid partner (past 12 mos)	1-12 (2)
Anal partner met online (past 12 mos)	1-5 (2)

*Number of sex partners among those who reported having sex with the specific type of partner

Figure 3. Anal Sex and Condom Use in the past 12 months, 2015 IHBSS



Reasons for not using a condom, freq (%)	
Condom not available	131 (83%)
Condoms are expensive	12 (7%)
Does not like condom	7 (4%)
Forgot to use a condom	6 (4%)
Not necessary	2 (1%)
Partner objected	1 (1%)
Does not know how to use condom	0 (0%)
Other reasons	0 (0%)

Table 4. Sex with Payment, freq (%)	15 to 17 yo	18 to 24 yo	25 yo & older	Total
Had paying male partner in the past 12 mos	20 (42%)	57 (38%)	29 (28%)	106 (35%)
Client of male sex worker in the past 12 mos	17 (34%)	50 (32%)	39 (39%)	106 (35%)

Table 5. Correctly answered knowledge questions, freq (%)	
Healthy-looking person can have HIV	272 (90%)
Having only one faithful uninfected partner	245 (81%)
Using condoms reduces the risk of HIV	269 (90%)
A person cannot get HIV from mosquitoes	226 (75%)
A person cannot get HIV from toilet bowls	234 (80%)

Figure 4. HIV Knowledge & Attitude, 2015 IHBSS

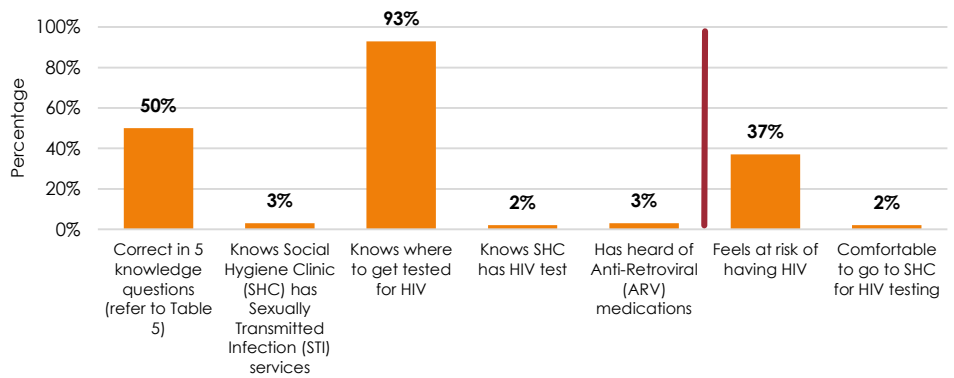
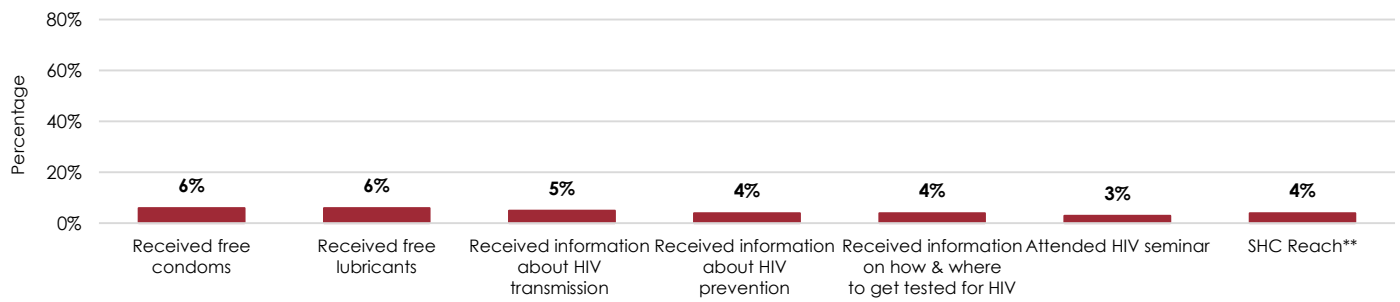


Figure 5. Access to HIV services from Social Hygiene Clinic (SHC) or Peer Educator (PE) in the past 12 months, 2015 IHBSS



** SHC Reach: (a) received free condom from SHC/PE, and (b) received information on HIV transmission, prevention, testing or attended seminar from SHC/PE.

Figure 6. HIV Program Outcomes, 2015 IHBSS

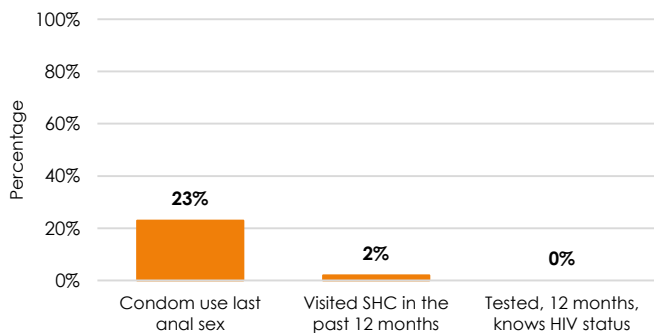


Figure 7. Tested for HIV and know status, 2015 IHBSS

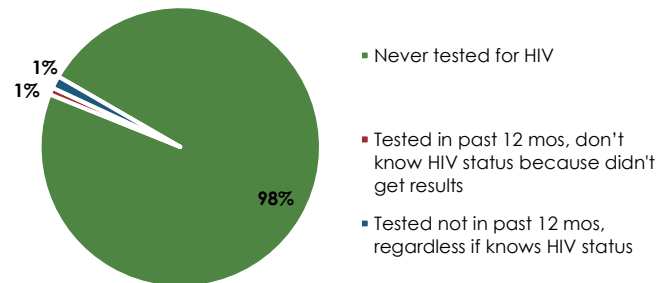
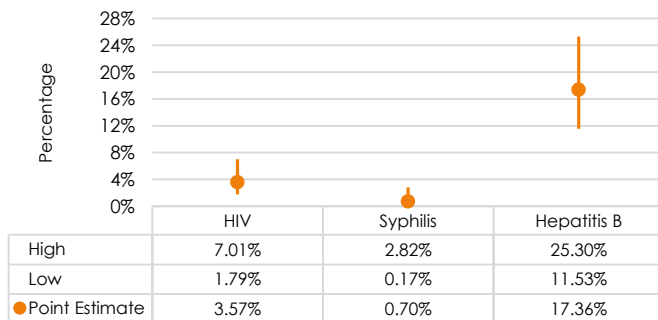


Figure 8. HIV, Syphilis and Hepatitis B prevalence, 2015 IHBSS



Important Note:

Data presented in this factsheet have been adjusted using Time Location Sampling (TLS) weights and is not directly comparable to previous IHBSS rounds.



National HIV/AIDS & STI Surveillance and Strategic Information Unit
 Epidemiology Bureau, Department of Health
 Bldg. 19, 2nd Floor, San Lazaro Compound,
 Sta. Cruz, Manila, 1003, Philippines
 Tel: +632 651-7800 loc 2952
 Email: hivepicenter@gmail.com
 Website: www.doh.gov.ph

2015 Integrated HIV Behavioral and Serologic Surveillance Antipolo City



MALES/TRANSGENDERS WHO HAVE SEX WITH MALES (M/TSM)

Inclusion Criteria: Born male, 15 years or older, who reported oral or anal sex with a male in the past 12 months

Total Sample	151
Age in years, range (median)	15-56 (21)
15 to 17 years old	46 (26%)
18 to 24 years old	62 (41%)
25 years and older	43 (33%)
Civil Status	
Single	146 (96%)
Married	2 (2%)
Separated/Widower	3 (2%)
Presently living with a partner	28 (16%)
Resident of the city	151 (100%)
Currently working	37 (26%)
Educational Attainment	
No grade completed	2 (1%)
Elementary	49 (31%)
High school	86 (59%)
Vocational, College, Post-Graduate	14 (9%)
Student	50 (28%)
Gender Expression	
Masculine	95 (61%)
Feminine	56 (39%)
Clan Member	17 (11%)
Member of at least 1 social networking site	142 (94%)
Had sex partner/s from social networking site	25 (16%)

Figure 1. Type of sex during last sex with a male partner, 2015 IHBSS

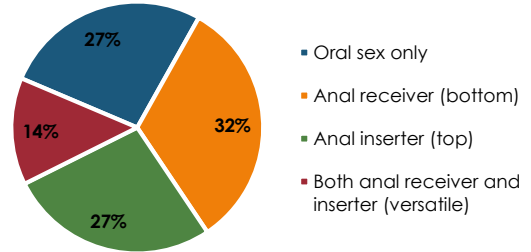
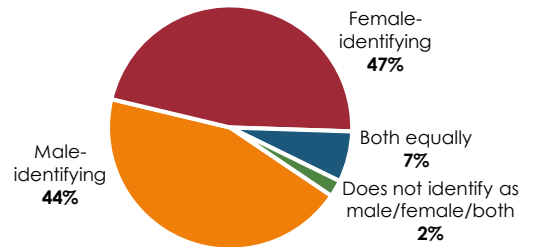


Figure 2. Gender Identity, 2015 IHBSS

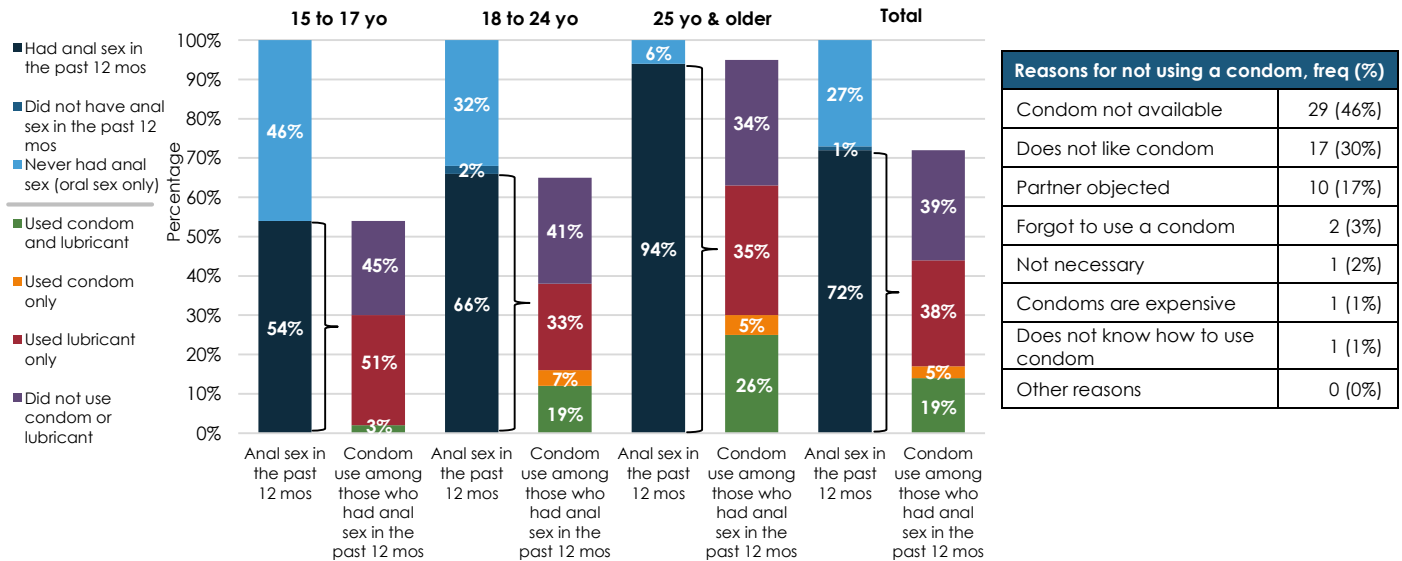


Age of first sex	7-27 (15)
Age of first sex with a male	7-30 (16)
Age of first condom use	9-32 (17)

Non-paying male partner (past mo)	1-30 (1)
Non-paying male partner (past 12 mos)	1-100 (3)
Paying client (past 12 mos)	1-25 (2)
Paid partner (past 12 mos)	1-20 (4)
Anal partner met online (past 12 mos)	1-2 (1)

*Number of sex partners among those who reported having sex with the specific type of partner

Figure 3. Anal Sex and Condom Use in the past 12 months, 2015 IHBSS



Condom not available	29 (46%)
Does not like condom	17 (30%)
Partner objected	10 (17%)
Forgot to use a condom	2 (3%)
Not necessary	1 (2%)
Condoms are expensive	1 (1%)
Does not know how to use condom	1 (1%)
Other reasons	0 (0%)

	15 to 17 yo	18 to 24 yo	25 yo & older	Total
Had paying male partner in the past 12 mos	29 (69%)	20 (28%)	10 (27%)	59 (39%)
Client of male sex worker in the past 12 mos	1 (3%)	7 (12%)	11 (24%)	19 (13%)

Table 5. Correctly answered knowledge questions, freq (%)	
Healthy-looking person can have HIV	122 (80%)
Having only one faithful uninfected partner	121 (82%)
Using condoms reduces the risk of HIV	116 (76%)
A person cannot get HIV from mosquitoes	95 (63%)
A person cannot get HIV from toilet bowls	97 (63%)

Figure 4. HIV Knowledge & Attitude, 2015 IHBSS

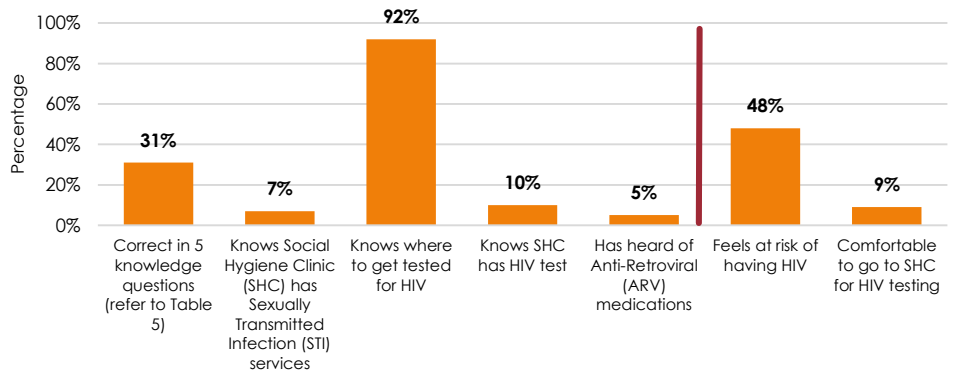
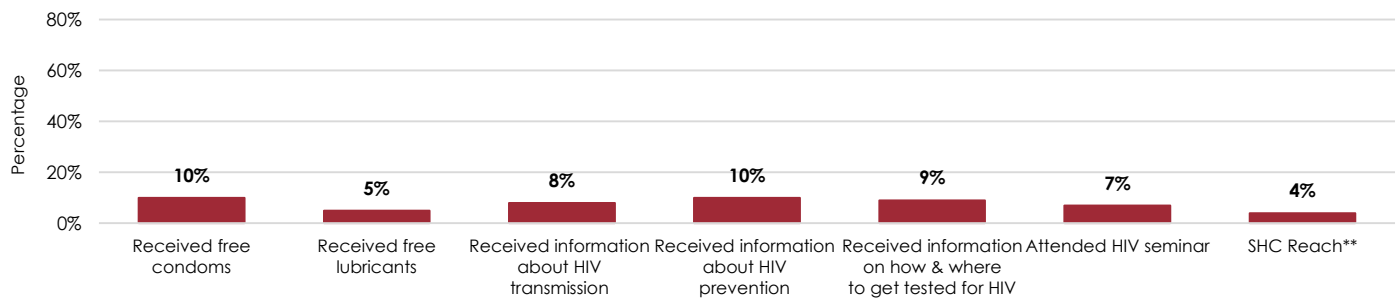


Figure 5. Access to HIV services from Social Hygiene Clinic (SHC) or Peer Educator (PE) in the past 12 months, 2015 IHBSS



** SHC Reach: (a) received free condom from SHC/PE, and (b) received information on HIV transmission, prevention, testing or attended seminar from SHC/PE.

Figure 6. HIV Program Outcomes, 2015 IHBSS

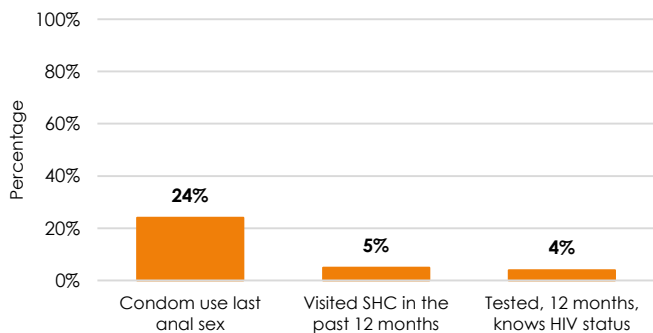


Figure 7. Tested for HIV and know status, 2015 IHBSS

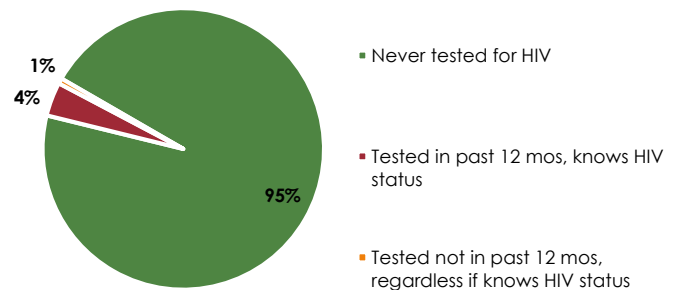


Figure 8. HIV, Syphilis and Hepatitis B prevalence, 2015 IHBSS

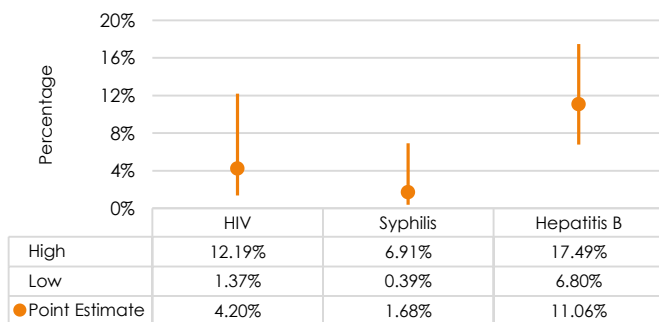
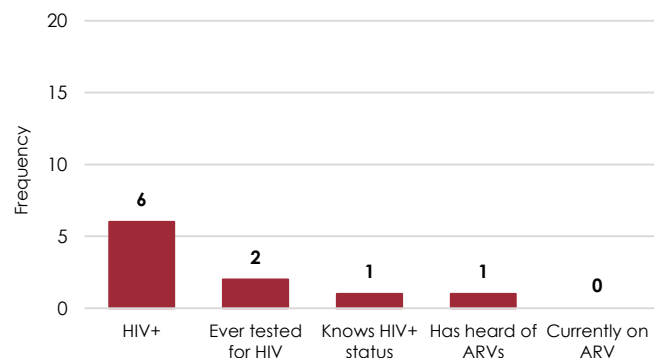


Figure 9. Cascade of HIV-positive M/TSM respondents, 2015 IHBSS



Important Note:

Data presented in this factsheet have been adjusted using Time Location Sampling (TLS) weights and is not directly comparable to previous IHBSS rounds.



National HIV/AIDS & STI Surveillance and Strategic Information Unit
 Epidemiology Bureau, Department of Health
 Bldg. 19, 2nd Floor, San Lazaro Compound,
 Sta. Cruz, Manila, 1003, Philippines
 Tel: +632 651-7800 loc 2952
 Email: hivepicenter@gmail.com
 Website: www.doh.gov.ph

2015 Integrated HIV Behavioral and Serologic Surveillance Imus City



MALES/TRANSGENDERS WHO HAVE SEX WITH MALES (M/TSM)

Inclusion Criteria: Born male, 15 years or older, who reported oral or anal sex with a male in the past 12 months

Total Sample	150
Age in years, range (median)	15-54 (22)
15 to 17 years old	33 (22%)
18 to 24 years old	59 (43%)
25 years and older	58 (34%)
Civil Status	
Single	148 (99%)
Married	1 (<1%)
Separated/Widower	1 (1%)
Presently living with a partner	16 (11%)
Resident of the city	140 (97%)
Currently working	27 (17%)
Educational Attainment	
No grade completed	7 (4%)
Elementary	36 (23%)
High school	91 (62%)
Vocational, College, Post-Graduate	16 (11%)
Student	59 (41%)
Gender Expression	
Masculine	79 (52%)
Feminine	71 (48%)
Clan Member	1 (1%)
Member of at least 1 social networking site	95 (62%)
Had sex partner/s from social networking site	139 (92%)

Figure 1. Type of sex during last sex with a male partner, 2015 IHBSS

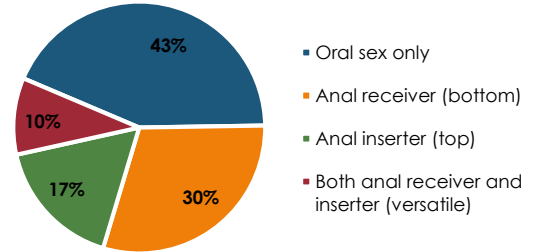
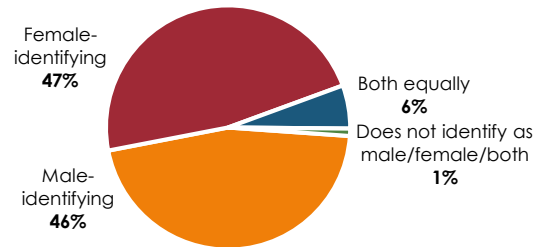


Figure 2. Gender Identity, 2015 IHBSS

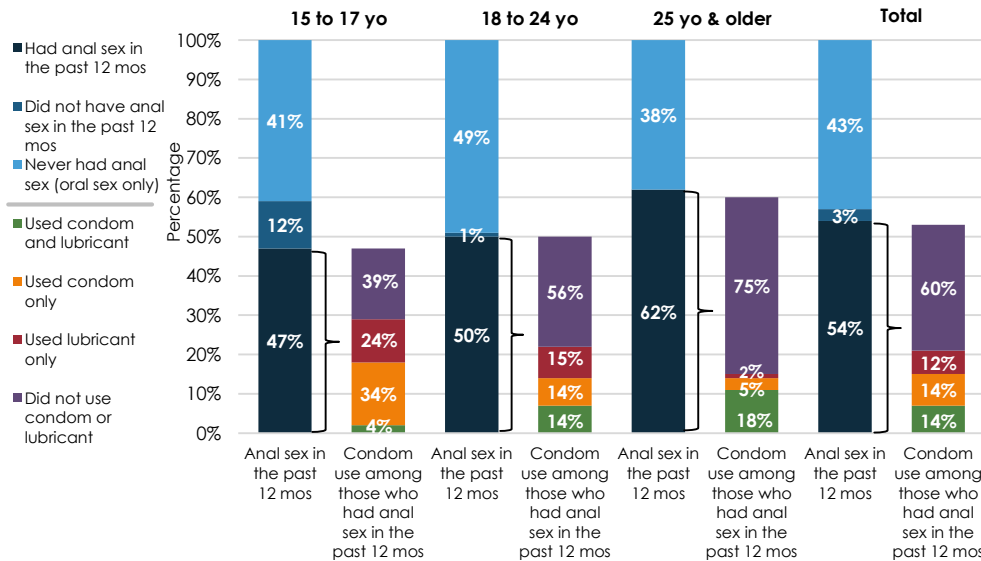


Age of first sex	7-30 (15)
Age of first sex with a male	7-30 (15)
Age of first condom use	13-30 (18)

Non-paying male partner (past mo)	1-7 (1)
Non-paying male partner (past 12 mos)	1-75 (1)
Paying client (past 12 mos)	1-12 (1)
Paid partner (past 12 mos)	1-11 (1)
Anal partner met online (past 12 mos)	1-50 (1)

*Number of sex partners among those who reported having sex with the specific type of partner

Figure 3. Anal Sex and Condom Use in the past 12 months, 2015 IHBSS



Condom not available	49 (83%)
Partner objected	4 (6%)
Condoms are expensive	2 (4%)
Does not know how to use condom	1 (4%)
Does not like condom	2 (2%)
Forgot to use a condom	1 (1%)
Not necessary	0 (0%)
Other reasons	0 (0%)

	15 to 17 yo	18 to 24 yo	25 yo & older	Total
Had paying male partner in the past 12 mos	13 (43%)	8 (10%)	14 (26%)	35 (23%)
Client of male sex worker in the past 12 mos	4 (16%)	9 (14%)	12 (18%)	25 (16%)

Table 5. Correctly answered knowledge questions, freq (%)	
Healthy-looking person can have HIV	135 (89%)
Having only one faithful uninfected partner	131 (86%)
Using condoms reduces the risk of HIV	138 (91%)
A person cannot get HIV from mosquitoes	131 (88%)
A person cannot get HIV from toilet bowls	133 (89%)

Figure 4. HIV Knowledge & Attitude, 2015 IHBSS

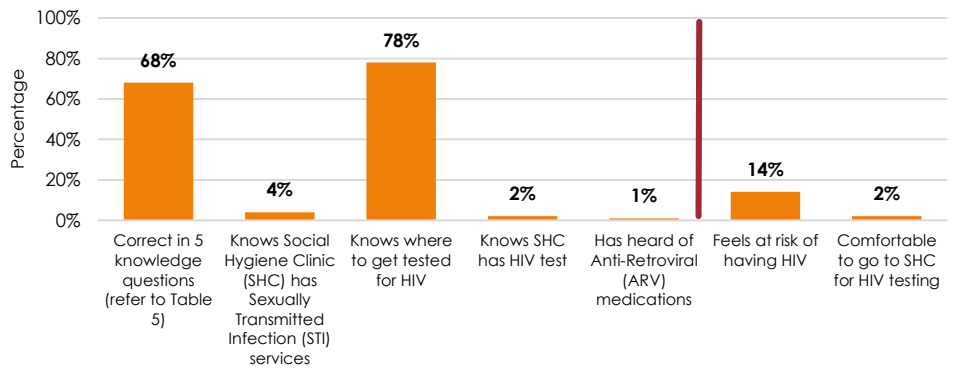
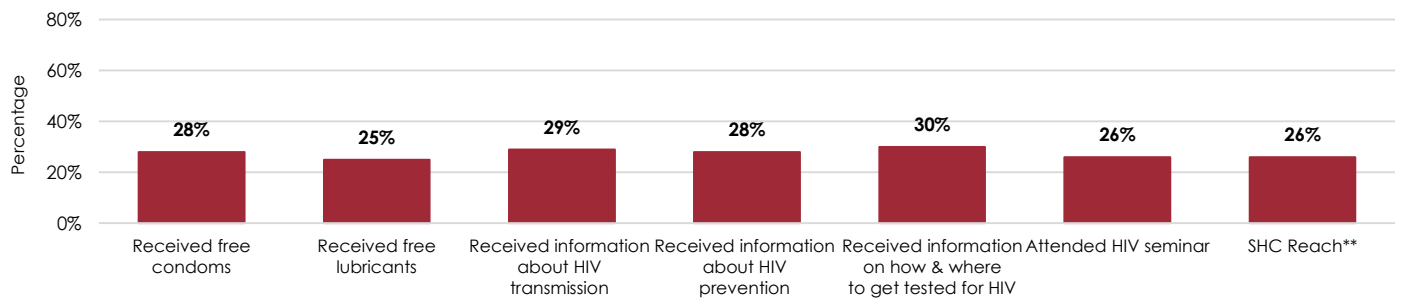


Figure 5. Access to HIV services from Social Hygiene Clinic (SHC) or Peer Educator (PE) in the past 12 months, 2015 IHBSS



** SHC Reach: (a) received free condom from SHC/PE, and (b) received information on HIV transmission, prevention, testing or attended seminar from SHC/PE.

Figure 6. HIV Program Outcomes, 2015 IHBSS

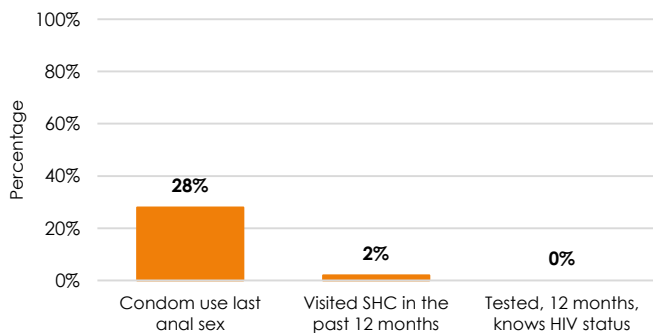


Figure 7. Tested for HIV and know status, 2015 IHBSS

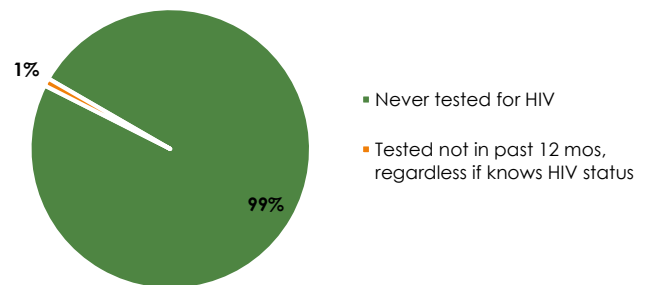
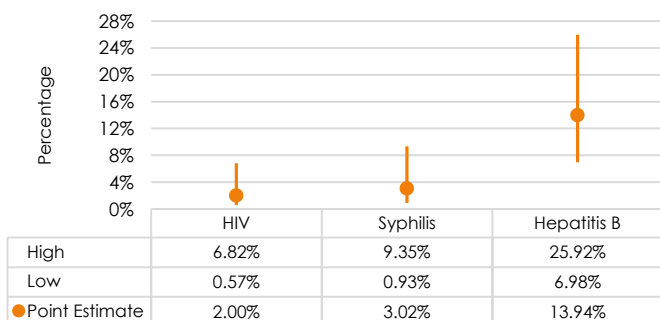


Figure 8. HIV, Syphilis and Hepatitis B prevalence, 2015 IHBSS



Important Note:

Data presented in this factsheet have been adjusted using Time Location Sampling (TLS) weights and is not directly comparable to previous IHBSS rounds.



National HIV/AIDS & STI Surveillance and Strategic Information Unit
 Epidemiology Bureau, Department of Health
 Bldg. 19, 2nd Floor, San Lazaro Compound,
 Sta. Cruz, Manila, 1003, Philippines
 Tel: +632 651-7800 loc 2952
 Email: hivepicenter@gmail.com
 Website: www.doh.gov.ph

2015 Integrated HIV Behavioral and Serologic Surveillance Lipa City



MALES/TRANSGENDERS WHO HAVE SEX WITH MALES (M/TSM)

Inclusion Criteria: Born male, 15 years or older, who reported oral or anal sex with a male in the past 12 months

Table 1. Demographic Profile, freq (%)	
Total Sample	150
Age in years, range (median)	15-57 (23)
15 to 17 years old	16 (9%)
18 to 24 years old	64 (48%)
25 years and older	70 (43%)
Civil Status	
Single	150 (100%)
Married	0 (0%)
Separated/Widower	0 (0%)
Presently living with a partner	36 (21%)
Resident of the city	133 (90%)
Currently working	81 (52%)
Educational Attainment	
No grade completed	4 (3%)
Elementary	33 (20%)
High school	86 (57%)
Vocational, College, Post-Graduate	26 (19%)
Student	34 (22%)
Gender Expression	
Masculine	79 (54%)
Feminine	71 (46%)
Clan Member	13 (9%)
Member of at least 1 social networking site	102 (69%)
Had sex partner/s from social networking site	87 (60%)

Figure 1. Type of sex during last sex with a male partner, 2015 IHBSS

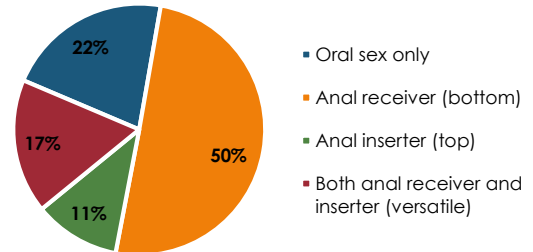


Figure 2. Gender Identity, 2015 IHBSS

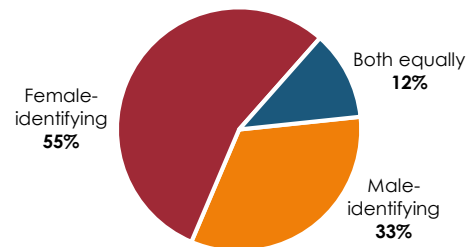
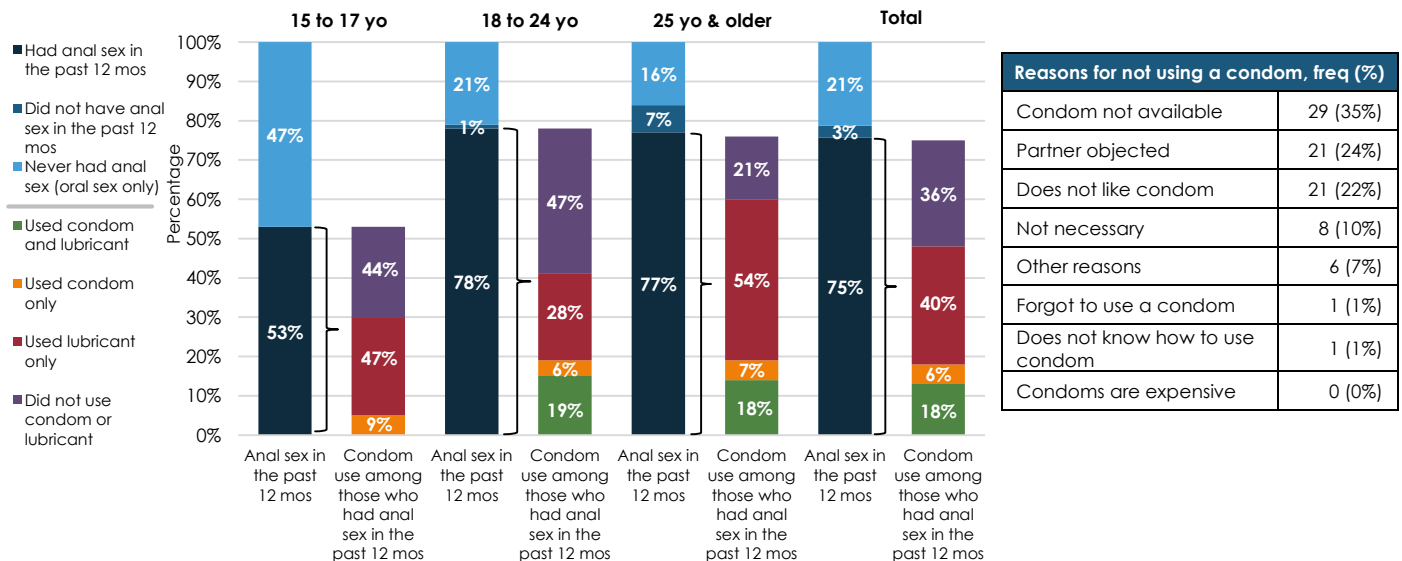


Table 2. Sexual Behavior: Age Profile in years, range (median)	
Age of first sex	7-38 (15)
Age of first sex with a male	7-38 (15)
Age of first condom use	12-36 (20)

Table 3. Number of Sex Partners*, range (median)	
Non-paying male partner (past mo)	1-20 (1)
Non-paying male partner (past 12 mos)	1-500 (5)
Paying client (past 12 mos)	1-70 (2)
Paid partner (past 12 mos)	1-100 (3)
Anal partner met online (past 12 mos)	1-20 (1)

*Number of sex partners among those who reported having sex with the specific type of partner

Figure 3. Anal Sex and Condom Use in the past 12 months, 2015 IHBSS



Reasons for not using a condom, freq (%)	
Condom not available	29 (35%)
Partner objected	21 (24%)
Does not like condom	21 (22%)
Not necessary	8 (10%)
Other reasons	6 (7%)
Forgot to use a condom	1 (1%)
Does not know how to use condom	1 (1%)
Condoms are expensive	0 (0%)

Table 4. Sex with Payment, freq (%)		15 to 17 yo	18 to 24 yo	25 yo & older	Total
Had paying male partner in the past 12 mos		9 (53%)	16 (26%)	13 (19%)	38 (25%)
Client of male sex worker in the past 12 mos		2 (14%)	25 (35%)	42 (63%)	69 (45%)

Table 5. Correctly answered knowledge questions, freq (%)	
Healthy-looking person can have HIV	134 (90%)
Having only one faithful uninfected partner	123 (80%)
Using condoms reduces the risk of HIV	137 (90%)
A person cannot get HIV from mosquitoes	99 (72%)
A person cannot get HIV from toilet bowls	102 (70%)

Figure 4. HIV Knowledge & Attitude, 2015 IHBSS

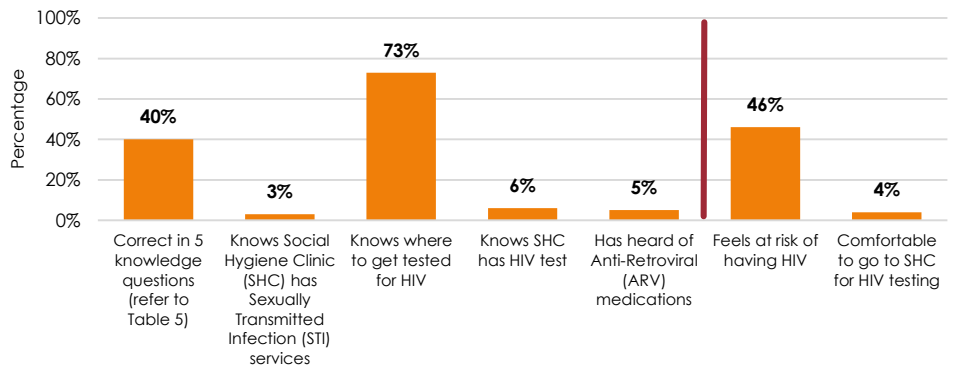
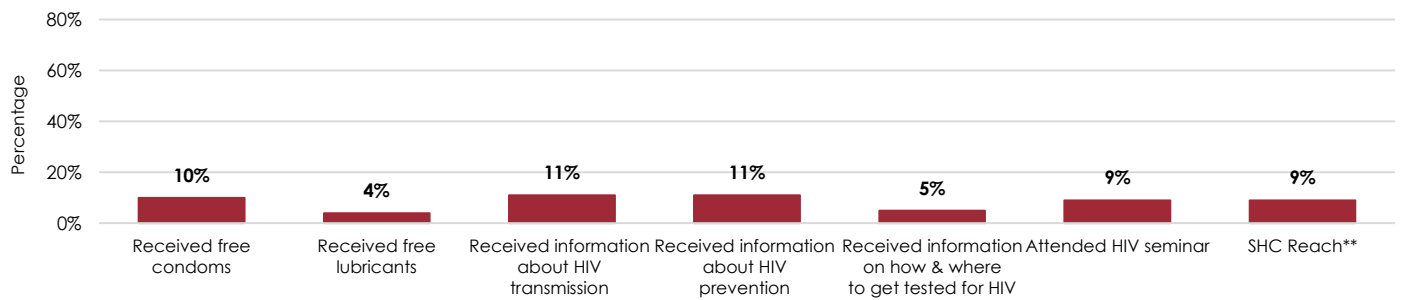


Figure 5. Access to HIV services from Social Hygiene Clinic (SHC) or Peer Educator (PE) in the past 12 months, 2015 IHBSS



** SHC Reach: (a) received free condom from SHC/PE, and (b) received information on HIV transmission, prevention, testing or attended seminar from SHC/PE.

Figure 6. HIV Program Outcomes, 2015 IHBSS

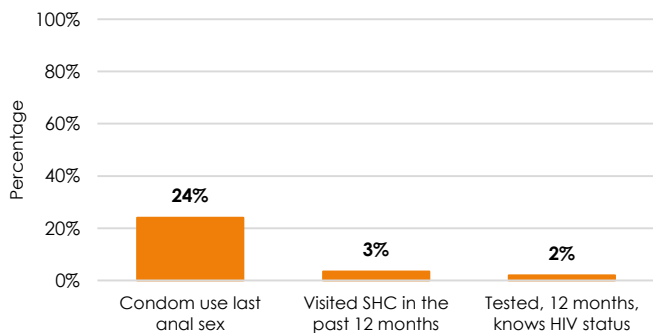


Figure 7. Tested for HIV and know status, 2015 IHBSS

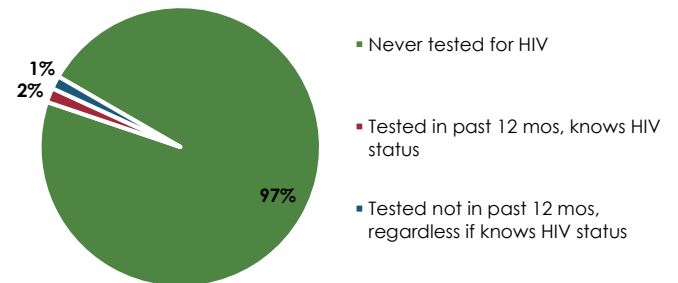
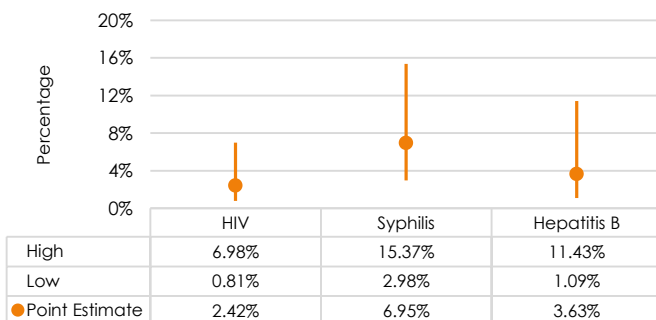


Figure 8. HIV, Syphilis and Hepatitis B prevalence, 2015 IHBSS



Important Note:

Data presented in this factsheet have been adjusted using Time Location Sampling (TLS) weights and is not directly comparable to previous IHBSS rounds.



National HIV/AIDS & STI Surveillance and Strategic Information Unit
 Epidemiology Bureau, Department of Health
 Bldg. 19, 2nd Floor, San Lazaro Compound,
 Sta. Cruz, Manila, 1003, Philippines
 Tel: +632 651-7800 loc 2952
 Email: hivepicenter@gmail.com
 Website: www.doh.gov.ph

2015 Integrated HIV Behavioral and Serologic Surveillance Talisay City



MALES/TRANSGENDERS WHO HAVE SEX WITH MALES (M/TSM)

Inclusion Criteria: Born male, 15 years or older, who reported oral or anal sex with a male in the past 12 months

Table 1. Demographic Profile, freq (%)	
Total Sample	150
Age in years, range (median)	15-45 (20)
15 to 17 years old	37 (26%)
18 to 24 years old	76 (49%)
25 years and older	37 (25%)
Civil Status	
Single	147 (98%)
Married	2 (2%)
Separated/Widower	0 (0%)
Presently living with a partner	11 (8%)
Resident of the city	145 (98%)
Currently working	33 (23%)
Educational Attainment	
No grade completed	4 (2%)
Elementary	55 (38%)
High school	73 (47%)
Vocational, College, Post-Graduate	18 (12%)
Student	57 (37%)
Gender Expression	
Masculine	110 (77%)
Feminine	39 (23%)
Clan Member	18 (11%)
Member of at least 1 social networking site	138 (92%)
Had sex partner/s from social networking site	59 (41%)

Figure 1. Type of sex during last sex with a male partner, 2015 IHBSS

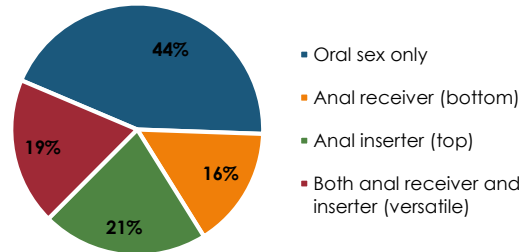


Figure 2. Gender Identity, 2015 IHBSS

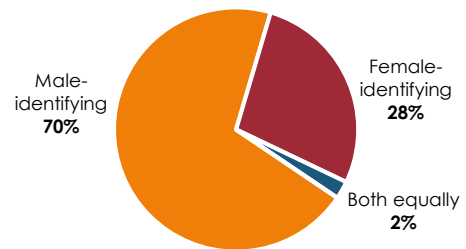
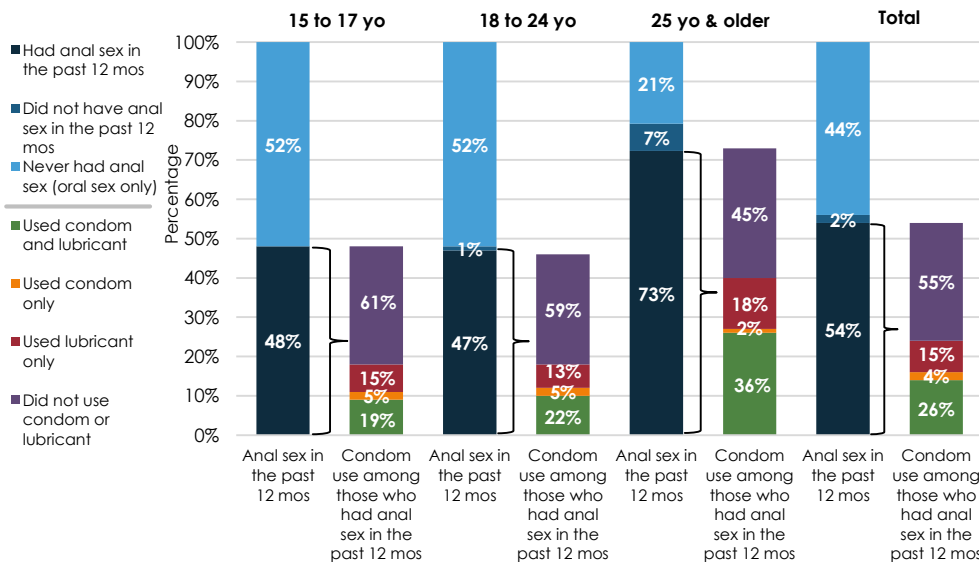


Table 2. Sexual Behavior: Age Profile in years, range (median)	
Age of first sex	6-25 (15)
Age of first sex with a male	6-25 (15)
Age of first condom use	6-40 (17)

Table 3. Number of Sex Partners*, range (median)	
Non-paying male partner (past mo)	1-10 (1)
Non-paying male partner (past 12 mos)	1-66 (4)
Paying client (past 12 mos)	1-40 (2)
Paid partner (past 12 mos)	1-30 (3)
Anal partner met online (past 12 mos)	1-25 (2)

*Number of sex partners among those who reported having sex with the specific type of partner

Figure 3. Anal Sex and Condom Use in the past 12 months, 2015 IHBSS



Reasons for not using a condom, freq (%)	
Condom not available	32 (56%)
Does not like condom	11 (22%)
Not necessary	9 (19%)
Partner objected	1 (2%)
Forgot to use a condom	1 (1%)
Condoms are expensive	0 (0%)
Does not know how to use condom	0 (0%)
Other reasons	0 (0%)

Table 4. Sex with Payment, freq (%)	15 to 17 yo	18 to 24 yo	25 yo & older	Total
Had paying male partner in the past 12 mos	24 (69%)	34 (43%)	12 (32%)	70 (47%)
Client of male sex worker in the past 12 mos	2 (4%)	15 (21%)	22 (62%)	39 (27%)

Table 5. Correctly answered knowledge questions, freq (%)	
Healthy-looking person can have HIV	131 (88%)
Having only one faithful uninfected partner	120 (81%)
Using condoms reduces the risk of HIV	122 (83%)
A person cannot get HIV from mosquitoes	112 (71%)
A person cannot get HIV from toilet bowls	103 (66%)

Figure 4. HIV Knowledge & Attitude, 2015 IHBS

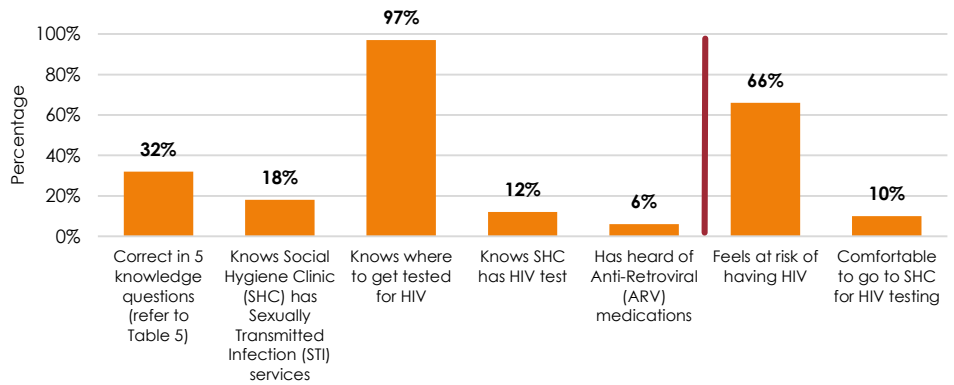
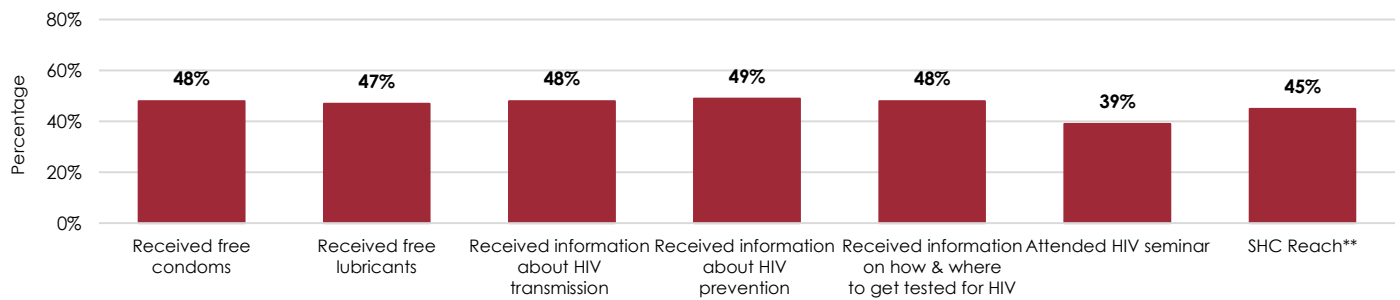


Figure 5. Access to HIV services from Social Hygiene Clinic (SHC) or Peer Educator (PE) in the past 12 months, 2015 IHBS



** SHC Reach: (a) received free condom from SHC/PE, and (b) received information on HIV transmission, prevention, testing or attended seminar from SHC/PE.

Figure 6. HIV Program Outcomes, 2015 IHBS

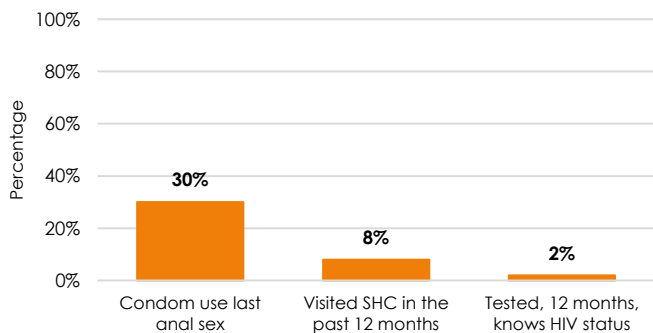


Figure 7. Tested for HIV and know status, 2015 IHBS

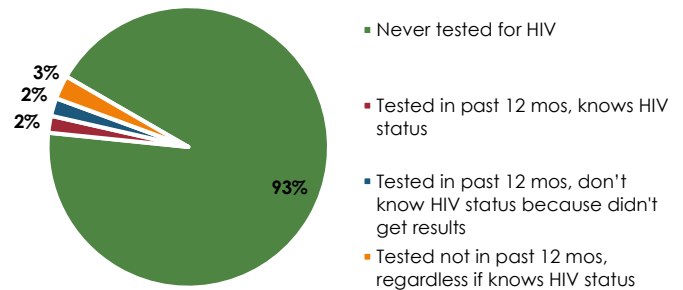


Figure 8. HIV, Syphilis and Hepatitis B prevalence, 2015 IHBS

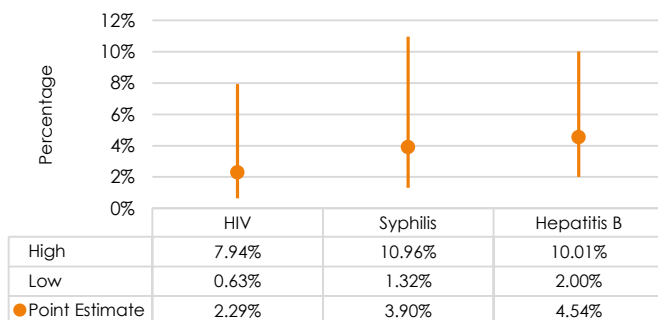
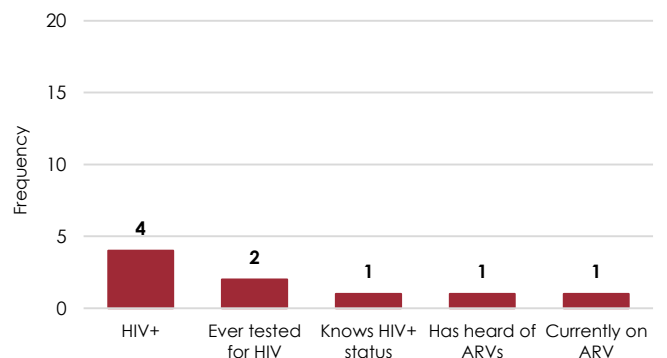


Figure 9. Cascade of HIV-positive M/TSM respondents, 2015 IHBS



Important Note:

Data presented in this factsheet have been adjusted using Time Location Sampling (TLS) weights and is not directly comparable to previous IHBS rounds.



National HIV/AIDS & STI Surveillance and Strategic Information Unit
 Epidemiology Bureau, Department of Health
 Bldg. 19, 2nd Floor, San Lazaro Compound,
 Sta. Cruz, Manila, 1003, Philippines
 Tel: +632 651-7800 loc 2952
 Email: hivepicenter@gmail.com
 Website: www.doh.gov.ph

2015 Integrated HIV Behavioral and Serologic Surveillance Caloocan City



MALES/TRANSGENDERS WHO HAVE SEX WITH MALES (M/TSM)

Inclusion Criteria: Born male, 15 years or older, who reported oral or anal sex with a male in the past 12 months

Category	Frequency (%)
Total Sample	300
Age in years, range (median)	15-65 (20)
15 to 17 years old	73 (24%)
18 to 24 years old	166 (56%)
25 years and older	61 (20%)
Civil Status	
Single	293 (98%)
Married	4 (2%)
Separated/Widower	1 (<1%)
Presently living with a partner	45 (15%)
Resident of the city	289 (97%)
Currently working	83 (30%)
Educational Attainment	
No grade completed	13 (5%)
Elementary	91 (31%)
High school	149 (48%)
Vocational, College, Post-Graduate	47 (17%)
Student	105 (35%)
Gender Expression	
Masculine	207 (70%)
Feminine	93 (30%)
Clan Member	43 (13%)
Member of at least 1 social networking site	263 (88%)
Had sex partner/s from social networking site	104 (32%)

Figure 1. Type of sex during last sex with a male partner, 2015 IHBSS

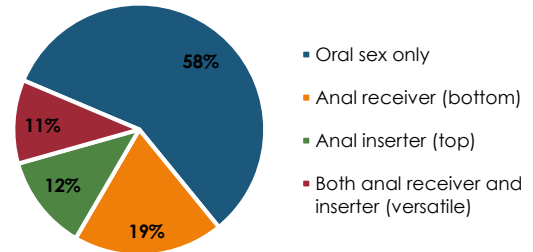
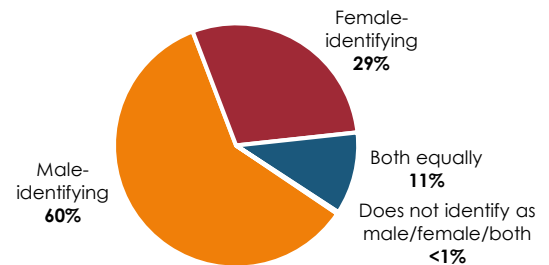


Figure 2. Gender Identity, 2015 IHBSS

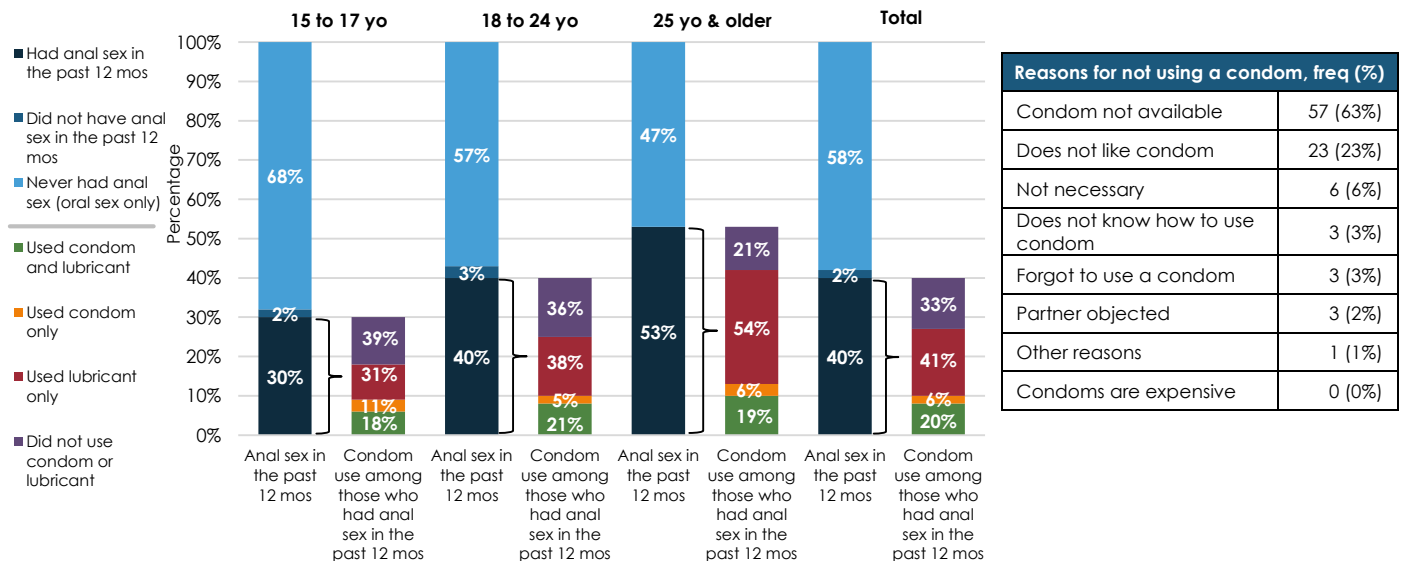


Age of first sex	5-26 (15)
Age of first sex with a male	5-27 (16)
Age of first condom use	12-32 (18)

Non-paying male partner (past mo)	1-30 (1)
Non-paying male partner (past 12 mos)	1-200 (2)
Paying client (past 12 mos)	1-20 (2)
Paid partner (past 12 mos)	1-200 (2)
Anal partner met online (past 12 mos)	1-50 (2)

*Number of sex partners among those who reported having sex with the specific type of partner

Figure 3. Anal Sex and Condom Use in the past 12 months, 2015 IHBSS



Category	15 to 17 yo	18 to 24 yo	25 yo & older	Total
Had paying male partner in the past 12 mos	32 (44%)	77 (49%)	12 (18%)	121 (41%)
Client of male sex worker in the past 12 mos	3 (5%)	22 (13%)	24 (34%)	49 (15%)

Table 5. Correctly answered knowledge questions, freq (%)	
Healthy-looking person can have HIV	252 (84%)
Having only one faithful uninfected partner	198 (66%)
Using condoms reduces the risk of HIV	257 (87%)
A person cannot get HIV from mosquitoes	222 (73%)
A person cannot get HIV from toilet bowls	208 (69%)

Figure 4. HIV Knowledge & Attitude, 2015 IHBS

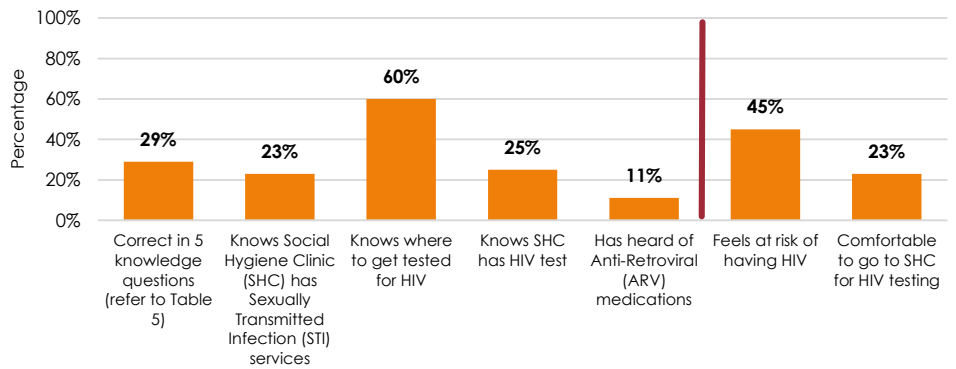
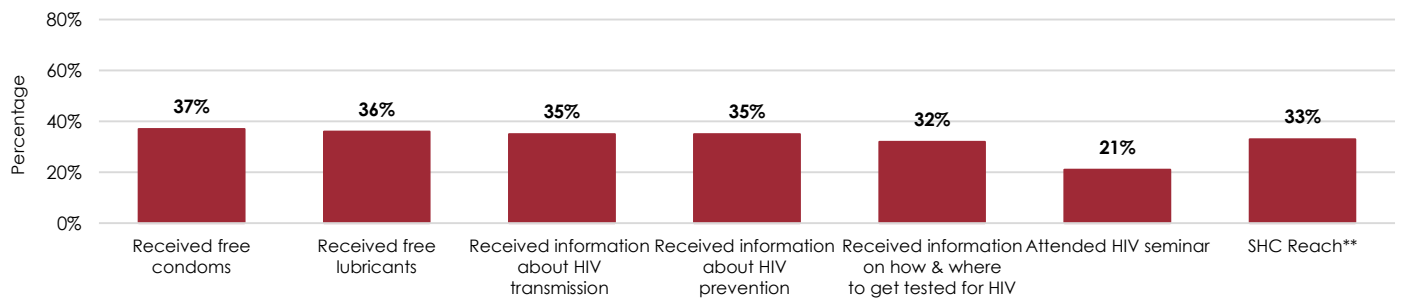


Figure 5. Access to HIV services from Social Hygiene Clinic (SHC) or Peer Educator (PE) in the past 12 months, 2015 IHBS



** SHC Reach: (a) received free condom from SHC/PE, and (b) received information on HIV transmission, prevention, testing or attended seminar from SHC/PE.

Figure 6. HIV Program Outcomes, 2015 IHBS

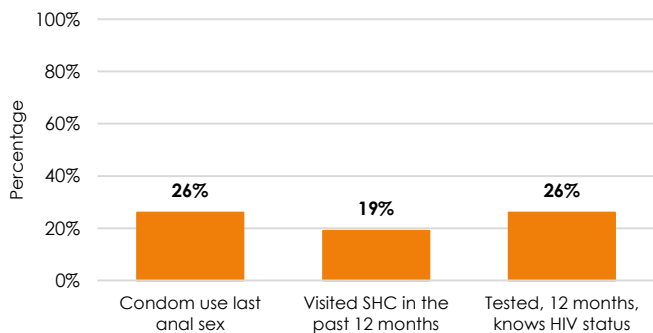


Figure 7. Tested for HIV and know status, 2015 IHBS

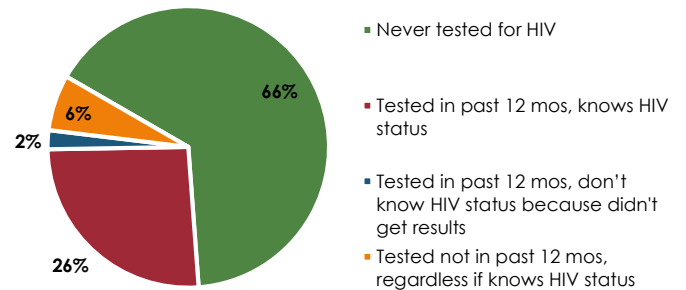
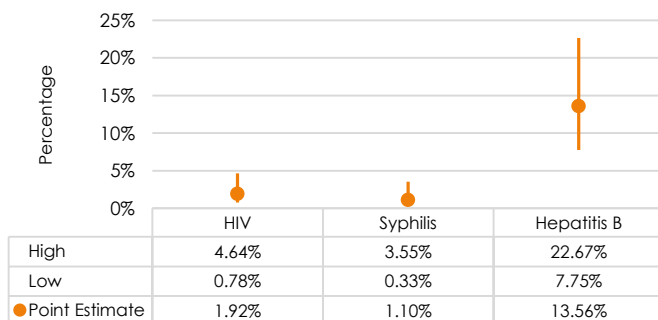


Figure 8. HIV, Syphilis and Hepatitis B prevalence, 2015 IHBS



Important Note:

Data presented in this factsheet have been adjusted using Time Location Sampling (TLS) weights and is not directly comparable to previous IHBS rounds.



National HIV/AIDS & STI Surveillance and Strategic Information Unit
 Epidemiology Bureau, Department of Health
 Bldg. 19, 2nd Floor, San Lazaro Compound,
 Sta. Cruz, Manila, 1003, Philippines
 Tel: +632 651-7800 loc 2952
 Email: hivepicenter@gmail.com
 Website: www.doh.gov.ph

2015 Integrated HIV Behavioral and Serologic Surveillance Makati City



MALES/TRANSGENDERS WHO HAVE SEX WITH MALES (M/TSM)

Inclusion Criteria: Born male, 15 years or older, who reported oral or anal sex with a male in the past 12 months

Table 1. Demographic Profile, freq (%)	
Total Sample	300
Age in years, range (median)	15-55 (23)
15 to 17 years old	36 (10%)
18 to 24 years old	140 (49%)
25 years and older	124 (41%)
Civil Status	
Single	281 (94%)
Married	12 (4%)
Separated/Widower	7 (2%)
Presently living with a partner	55 (18%)
Resident of the city	201 (63%)
Currently working	188 (65%)
Educational Attainment	
No grade completed	5 (2%)
Elementary	61 (20%)
High school	165 (55%)
Vocational, College, Post-Graduate	69 (23%)
Student	80 (23%)
Gender Expression	
Masculine	168 (54%)
Feminine	132 (46%)
Clan Member	53 (16%)
Member of at least 1 social networking site	193 (65%)
Had sex partner/s from social networking site	173 (58%)

Figure 1. Type of sex during last sex with a male partner, 2015 IHBSS

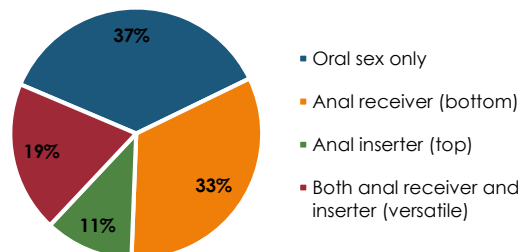


Figure 2. Gender Identity, 2015 IHBSS

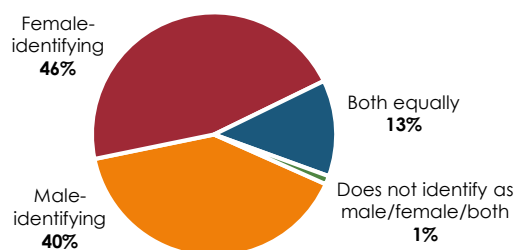
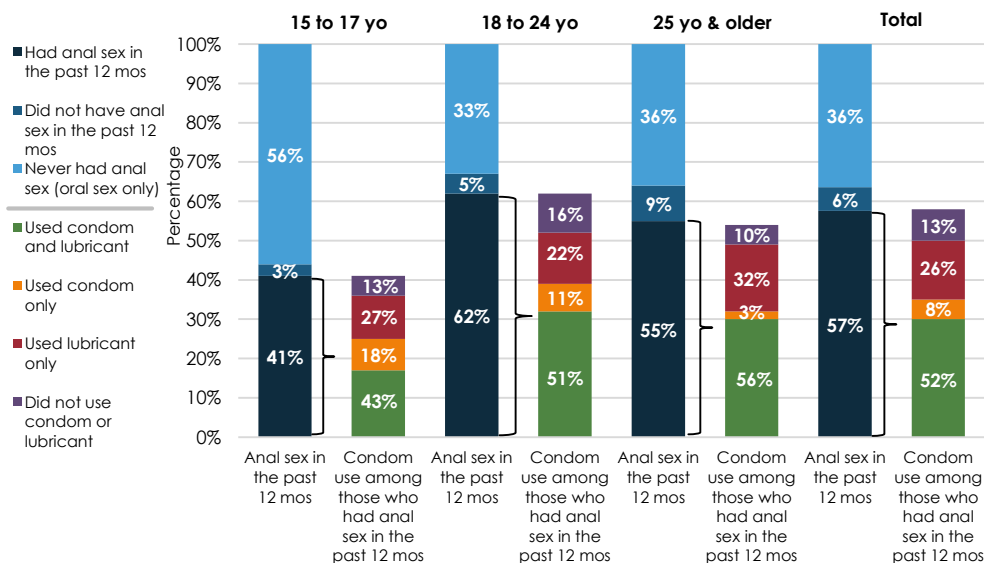


Table 2. Sexual Behavior: Age Profile in years, range (median)	
Age of first sex	5-32 (16)
Age of first sex with a male	5-33 (16)
Age of first condom use	12-40 (19)

Table 3. Number of Sex Partners*, range (median)	
Non-paying male partner (past mo)	1-28 (1)
Non-paying male partner (past 12 mos)	1-300 (5)
Paying client (past 12 mos)	1-300 (5)
Paid partner (past 12 mos)	1-30 (3)
Anal partner met online (past 12 mos)	1-50 (3)

*Number of sex partners among those who reported having sex with the specific type of partner

Figure 3. Anal Sex and Condom Use in the past 12 months, 2015 IHBSS



Reasons for not using a condom, freq (%)	
Condom not available	28 (39%)
Does not like condom	25 (30%)
Partner objected	14 (17%)
Not necessary	4 (5%)
Forgot to use a condom	3 (5%)
Does not know how to use condom	1 (2%)
Condoms are expensive	1 (1%)
Other reasons	1 (1%)

Table 4. Sex with Payment, freq (%)	15 to 17 yo	18 to 24 yo	25 yo & older	Total
Had paying male partner in the past 12 mos	10 (29%)	68 (54%)	36 (31%)	114 (42%)
Client of male sex worker in the past 12 mos	1 (3%)	10 (7%)	28 (20%)	39 (12%)

Table 5. Correctly answered knowledge questions, freq (%)	
Healthy-looking person can have HIV	248 (83%)
Having only one faithful uninfected partner	236 (79%)
Using condoms reduces the risk of HIV	254 (83%)
A person cannot get HIV from mosquitoes	196 (64%)
A person cannot get HIV from toilet bowls	205 (68%)

Figure 4. HIV Knowledge & Attitude, 2015 IHBSS

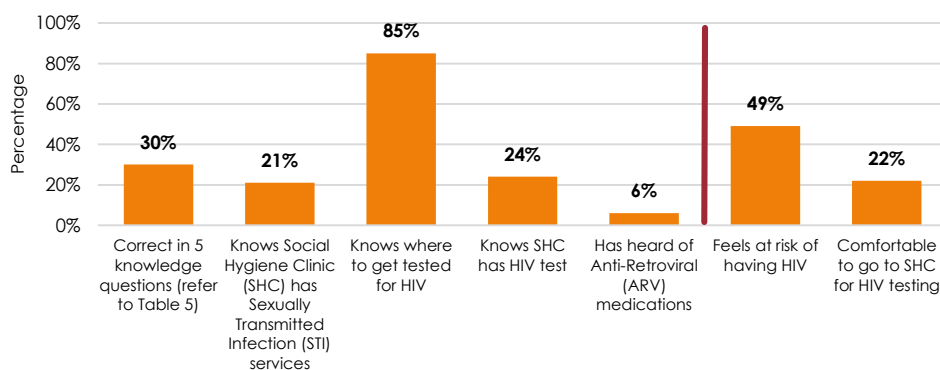
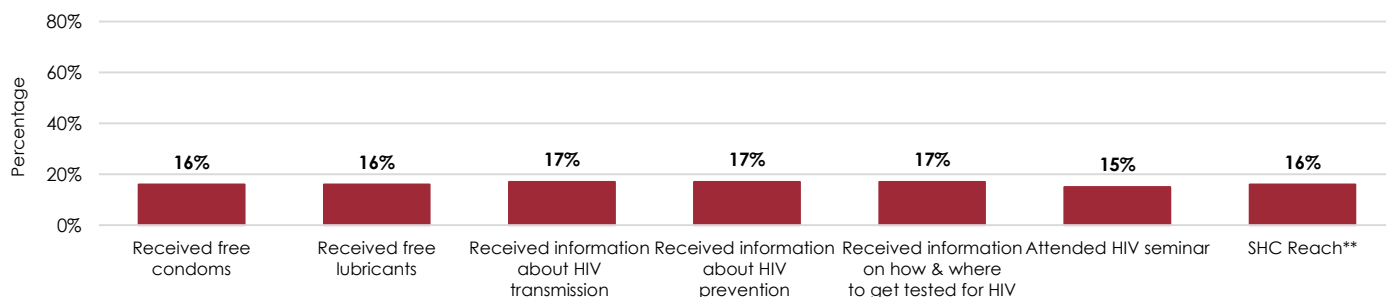


Figure 5. Access to HIV services from Social Hygiene Clinic (SHC) or Peer Educator (PE) in the past 12 months, 2015 IHBSS



** SHC Reach: (a) received free condom from SHC/PE, and (b) received information on HIV transmission, prevention, testing or attended seminar from SHC/PE.

Figure 6. HIV Program Outcomes, 2015 IHBSS

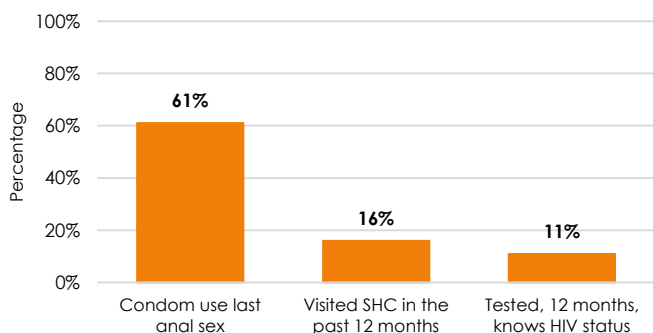


Figure 7. Tested for HIV and know status, 2015 IHBSS

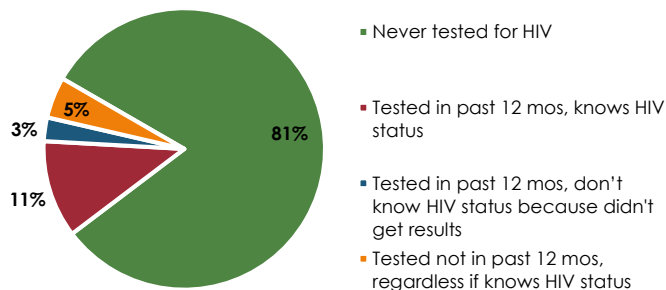
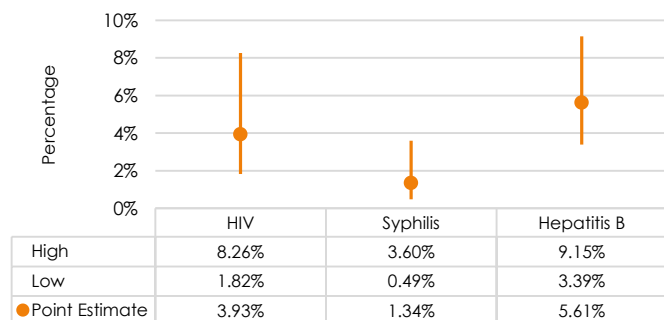


Figure 8. HIV, Syphilis and Hepatitis B prevalence, 2015 IHBSS



Important Note:

Data presented in this factsheet have been adjusted using Time Location Sampling (TLS) weights and is not directly comparable to previous IHBSS rounds.



National HIV/AIDS & STI Surveillance and Strategic Information Unit
 Epidemiology Bureau, Department of Health
 Bldg. 19, 2nd Floor, San Lazaro Compound,
 Sta. Cruz, Manila, 1003, Philippines
 Tel: +632 651-7800 loc 2952
 Email: hivepicenter@gmail.com
 Website: www.doh.gov.ph

2015 Integrated HIV Behavioral and Serologic Surveillance Mandaluyong City



MALES/TRANSGENDERS WHO HAVE SEX WITH MALES (M/TSM)

Inclusion Criteria: Born male, 15 years or older, who reported oral or anal sex with a male in the past 12 months

Table 1. Demographic Profile, freq (%)	
Total Sample	303
Age in years, range (median)	15-50 (19)
15 to 17 years old	85 (27%)
18 to 24 years old	146 (49%)
25 years and older	72 (24%)
Civil Status	
Single	295 (98%)
Married	3 (1%)
Separated/Widower	4 (1%)
Presently living with a partner	48 (15%)
Resident of the city	281 (94%)
Currently working	106 (36%)
Educational Attainment	
No grade completed	4 (2%)
Elementary	81 (25%)
High school	185 (61%)
Vocational, College, Post-Graduate	33 (12%)
Student	119 (39%)
Gender Expression	
Masculine	203 (69%)
Feminine	99 (31%)
Clan Member	21 (7%)
Member of at least 1 social networking site	257 (86%)
Had sex partner/s from social networking site	95 (30%)

Figure 1. Type of sex during last sex with a male partner, 2015 IHBSS

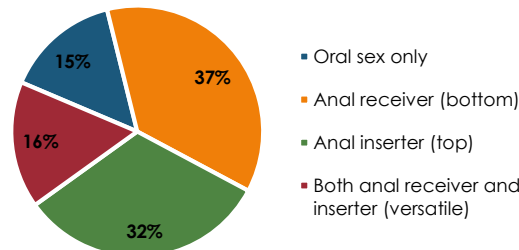


Figure 2. Gender Identity, 2015 IHBSS

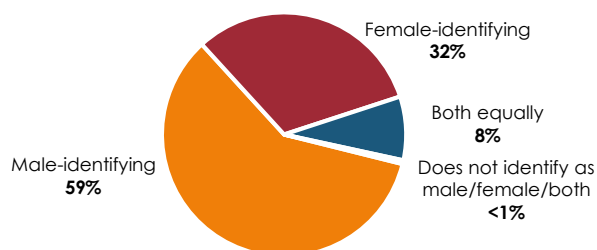
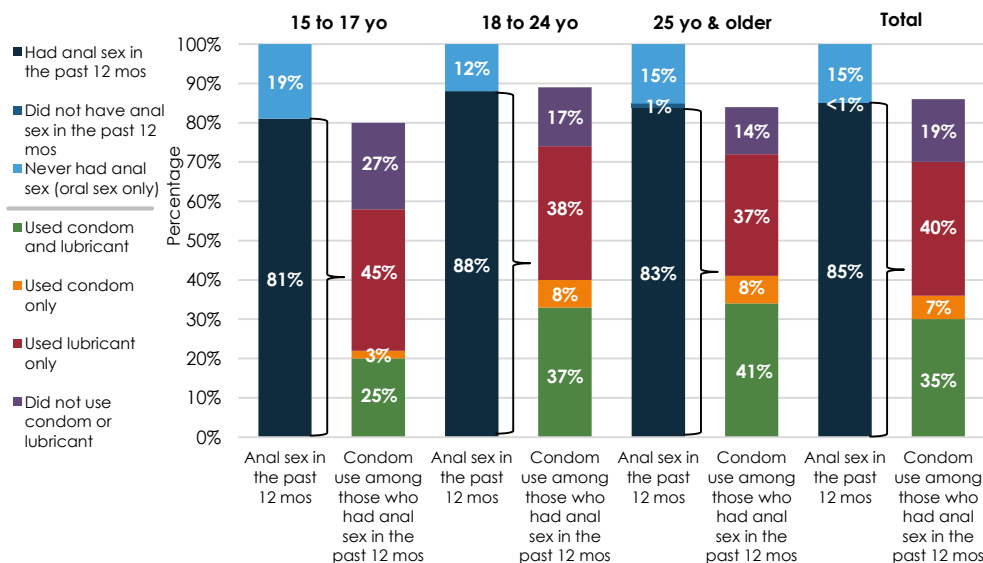


Table 2. Sexual Behavior: Age Profile in years, range (median)	
Age of first sex	6-22 (15)
Age of first sex with a male	6-25 (15)
Age of first condom use	13-29 (18)

Table 3. Number of Sex Partners*, range (median)	
Non-paying male partner (past mo)	1-20 (2)
Non-paying male partner (past 12 mos)	1-50 (4)
Paying client (past 12 mos)	1-30 (2)
Paid partner (past 12 mos)	1-20 (4)
Anal partner met online (past 12 mos)	1-55 (2)

*Number of sex partners among those who reported having sex with the specific type of partner

Figure 3. Anal Sex and Condom Use in the past 12 months, 2015 IHBSS



Reasons for not using a condom, freq (%)	
Condom not available	73 (53%)
Partner objected	29 (21%)
Does not like condom	18 (11%)
Not necessary	9 (6%)
Other reasons	3 (3%)
Condoms are expensive	4 (2%)
Forgot to use a condom	3 (2%)
Does not know how to use condom	3 (2%)

Table 4. Sex with Payment, freq (%)	15 to 17 yo	18 to 24 yo	25 yo & older	Total
Had paying male partner in the past 12 mos	30 (36%)	65 (46%)	21 (27%)	116 (39%)
Client of male sex worker in the past 12 mos	14 (15%)	32 (22%)	22 (32%)	68 (23%)

Table 5. Correctly answered knowledge questions, freq (%)	
Healthy-looking person can have HIV	259 (86%)
Having only one faithful uninfected partner	269 (90%)
Using condoms reduces the risk of HIV	278 (92%)
A person cannot get HIV from mosquitoes	199 (67%)
A person cannot get HIV from toilet bowls	233 (78%)

Figure 4. HIV Knowledge & Attitude, 2015 IHBSS

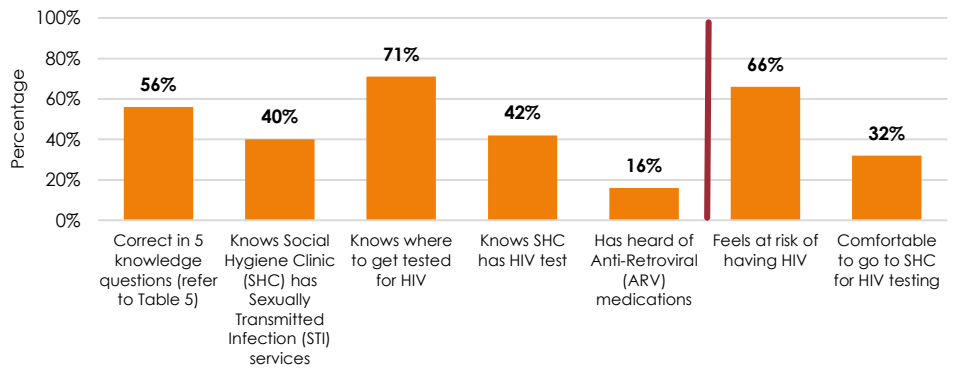
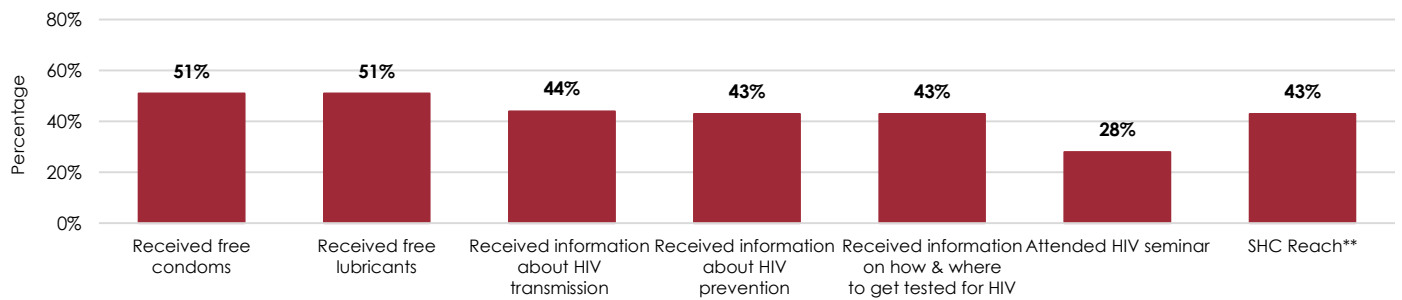


Figure 5. Access to HIV services from Social Hygiene Clinic (SHC) or Peer Educator (PE) in the past 12 months, 2015 IHBSS



** SHC Reach: (a) received free condom from SHC/PE, and (b) received information on HIV transmission, prevention, testing or attended seminar from SHC/PE.

Figure 6. HIV Program Outcomes, 2015 IHBSS

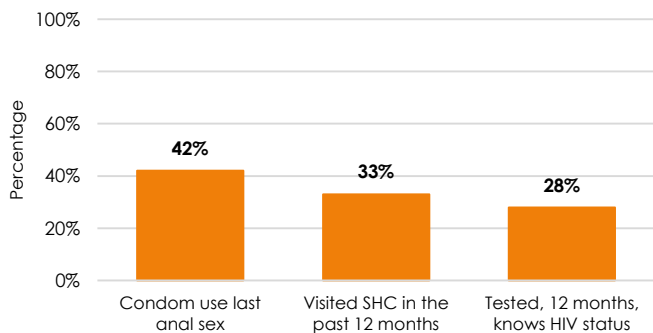


Figure 7. Tested for HIV and know status, 2015 IHBSS

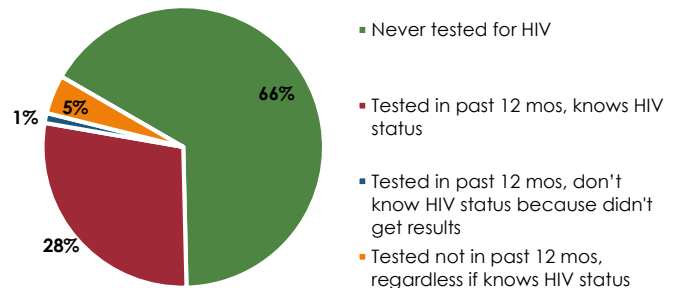
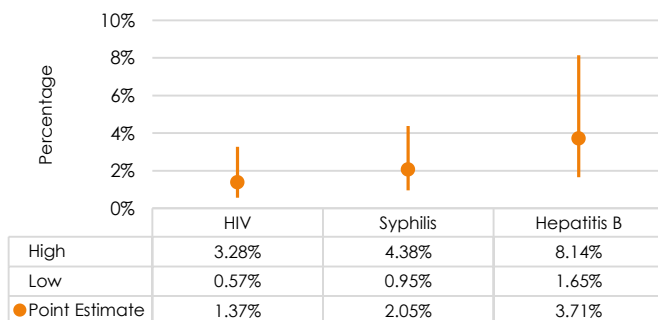


Figure 8. HIV, Syphilis and Hepatitis B prevalence, 2015 IHBSS



Important Note:

Data presented in this factsheet have been adjusted using Time Location Sampling (TLS) weights and is not directly comparable to previous IHBSS rounds.



National HIV/AIDS & STI Surveillance and Strategic Information Unit
 Epidemiology Bureau, Department of Health
 Bldg. 19, 2nd Floor, San Lazaro Compound,
 Sta. Cruz, Manila, 1003, Philippines
 Tel: +632 651-7800 loc 2952
 Email: hivepicenter@gmail.com
 Website: www.doh.gov.ph

2015 Integrated HIV Behavioral and Serologic Surveillance Manila City



MALES/TRANSGENDERS WHO HAVE SEX WITH MALES (M/TSM)

Inclusion Criteria: Born male, 15 years or older, who reported oral or anal sex with a male in the past 12 months

Table 1. Demographic Profile, freq (%)	
Total Sample	313
Age in years, range (median)	15-56 (23)
15 to 17 years old	59 (17%)
18 to 24 years old	121 (39%)
25 years and older	133 (44%)
Civil Status	
Single	291 (92%)
Married	11 (4%)
Separated/Widower	11 (3%)
Presently living with a partner	47 (16%)
Resident of the city	276 (88%)
Currently working	82 (27%)
Educational Attainment	
No grade completed	7 (2%)
Elementary	100 (30%)
High school	168 (56%)
Vocational, College, Post-Graduate	38 (13%)
Student	103 (33%)
Gender Expression	
Masculine	204 (66%)
Feminine	109 (34%)
Clan Member	14 (5%)
Member of at least 1 social networking site	286 (90%)
Had sex partner/s from social networking site	99 (32%)

Figure 1. Type of sex during last sex with a male partner, 2015 IHBSS

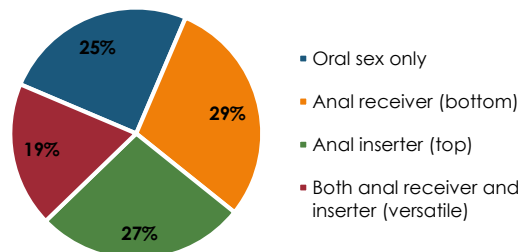


Figure 2. Gender Identity, 2015 IHBSS

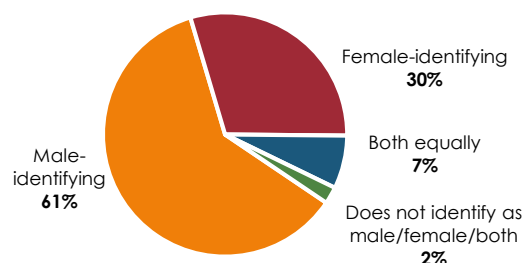
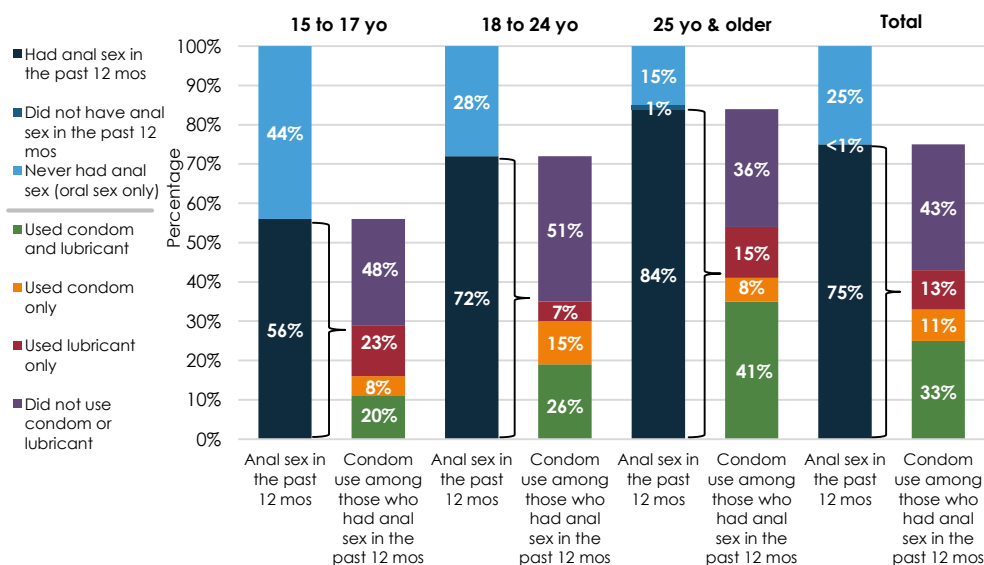


Table 2. Sexual Behavior: Age Profile in years, range (median)	
Age of first sex	8-30 (17)
Age of first sex with a male	8-33 (17)
Age of first condom use	14-34 (18)

Table 3. Number of Sex Partners*, range (median)	
Non-paying male partner (past mo)	1-25 (1)
Non-paying male partner (past 12 mos)	1-250 (2)
Paying client (past 12 mos)	1-202 (2)
Paid partner (past 12 mos)	1-20 (3)
Anal partner met online (past 12 mos)	1-25 (2)

*Number of sex partners among those who reported having sex with the specific type of partner

Figure 3. Anal Sex and Condom Use in the past 12 months, 2015 IHBSS



Reasons for not using a condom, freq (%)	
Condom not available	84 (63%)
Does not like condom	14 (15%)
Forgot to use a condom	11 (7%)
Condoms are expensive	5 (6%)
Not necessary	6 (5%)
Partner objected	3 (4%)
Does not know how to use condom	0 (0%)
Other reasons	0 (0%)

Table 4. Sex with Payment, freq (%)	15 to 17 yo	18 to 24 yo	25 yo & older	Total
Had paying male partner in the past 12 mos	16 (29%)	47 (39%)	29 (22%)	92 (29%)
Client of male sex worker in the past 12 mos	9 (13%)	27 (20%)	45 (35%)	81 (25%)

Table 5. Correctly answered knowledge questions, freq (%)	
Healthy-looking person can have HIV	231 (74%)
Having only one faithful uninfected partner	284 (91%)
Using condoms reduces the risk of HIV	294 (93%)
A person cannot get HIV from mosquitoes	226 (71%)
A person cannot get HIV from toilet bowls	222 (71%)

Figure 4. HIV Knowledge & Attitude, 2015 IHBSS

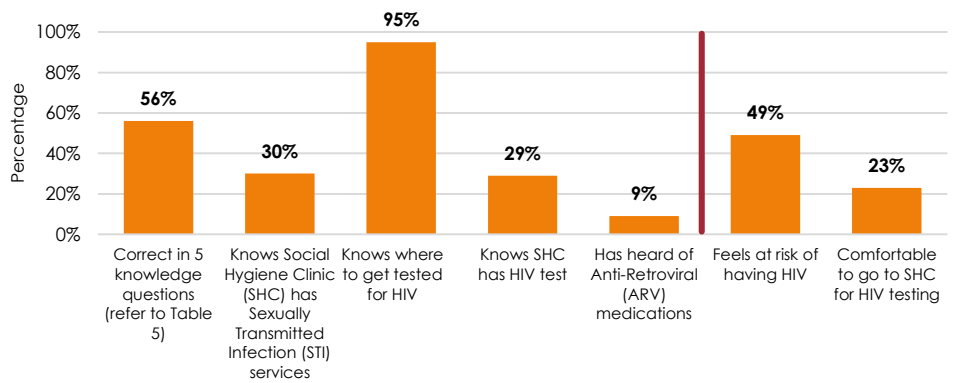
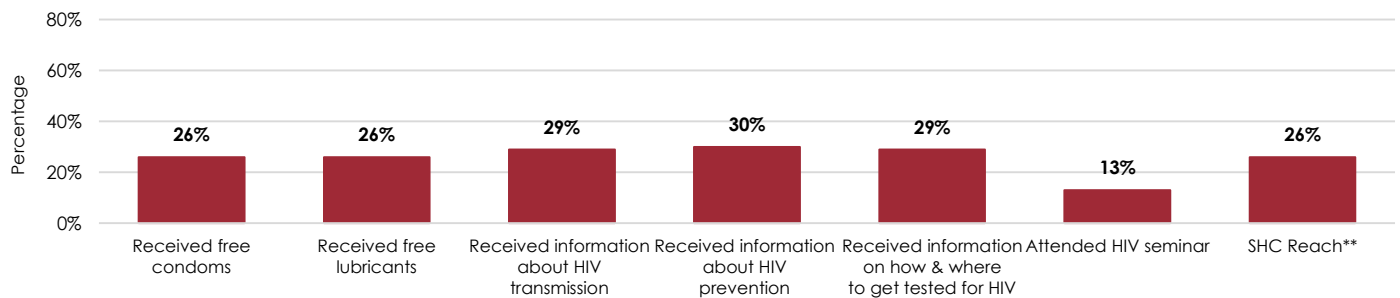


Figure 5. Access to HIV services from Social Hygiene Clinic (SHC) or Peer Educator (PE) in the past 12 months, 2015 IHBSS



** SHC Reach: (a) received free condom from SHC/PE, and (b) received information on HIV transmission, prevention, testing or attended seminar from SHC/PE.

Figure 6. HIV Program Outcomes, 2015 IHBSS

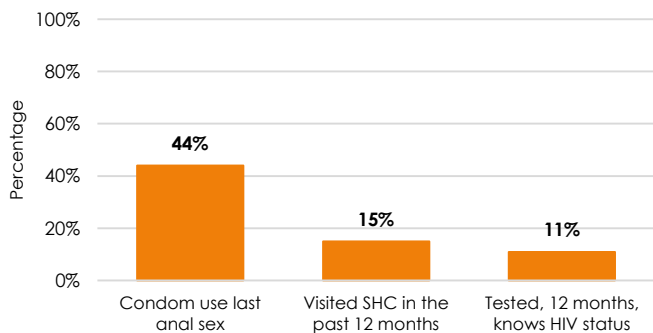


Figure 7. Tested for HIV and know status, 2015 IHBSS

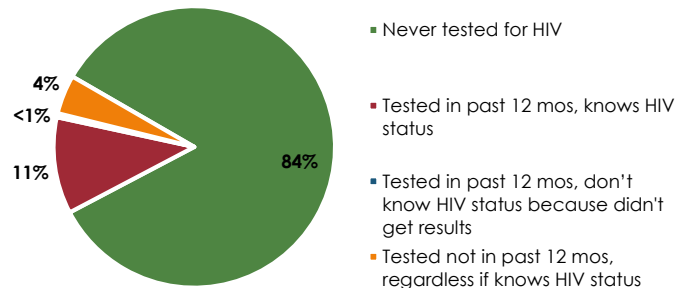
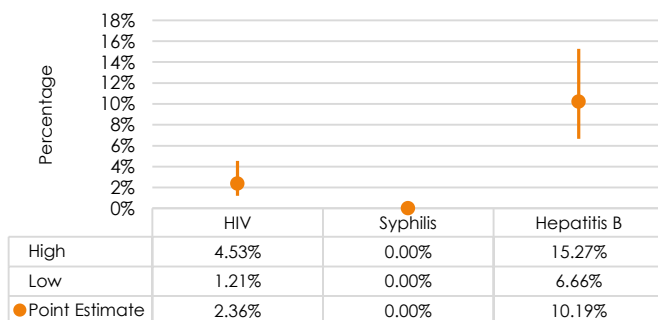


Figure 8. HIV, Syphilis and Hepatitis B prevalence, 2015 IHBSS



Important Note:

Data presented in this factsheet have been adjusted using Time Location Sampling (TLS) weights and is not directly comparable to previous IHBSS rounds.



National HIV/AIDS & STI Surveillance and Strategic Information Unit
 Epidemiology Bureau, Department of Health
 Bldg. 19, 2nd Floor, San Lazaro Compound,
 Sta. Cruz, Manila, 1003, Philippines
 Tel: +632 651-7800 loc 2952
 Email: hivepicenter@gmail.com
 Website: www.doh.gov.ph

2015 Integrated HIV Behavioral and Serologic Surveillance Manila City



REGISTERED FEMALE SEX WORKERS (RFSW)

Inclusion Criteria: Born female, 15 years or older, who works in an establishment registered in the Social Hygiene Clinic and has accepted payment (cash or kind) in exchange for sex in the past 1 month

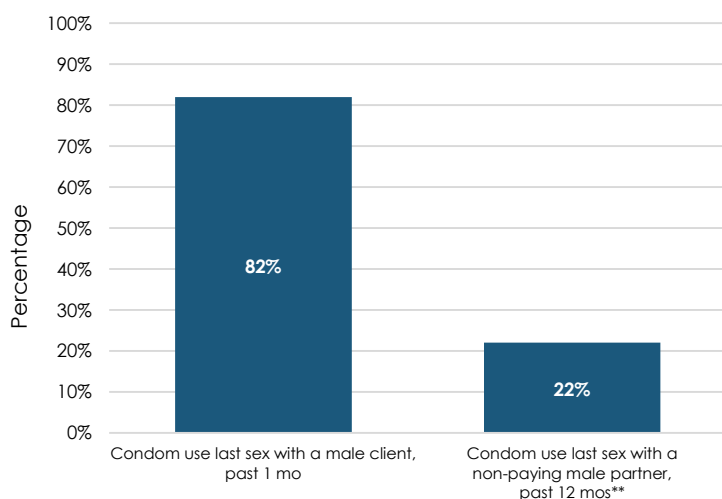
Table 1. Demographic Profile, frequency (%)	
Total Sample	160
Age in years, range (median)	18-38 (24)
15 to 17 years old	0 (0%)
18 to 24 years old	83 (52%)
25 years and older	77 (48%)
Civil Status	
Single	154 (96%)
Married	6 (4%)
Separated/Widower	0 (0%)
Presently living with a partner	46 (29%)
Resident of the city	86 (58%)
Student	4 (2%)
Educational Attainment	
No grade completed	0 (0%)
Elementary	18 (11%)
High school	128 (80%)
Vocational, College, Post-Graduate	14 (9%)

Table 2. Sexual Behavior: Age Profile in years, range (median)	
Age of first sex	14 -25 (17)
Age of first transactional sex	15-29 (21)
Age of first condom use	16-28 (20)

Table 3. Number of Sex Partners*, range (median)	
Male paying client (past mo)	1-9 (3)
Returning client	1-5 (1)
One-time client	1-6 (2)
Non-paying male partner (past mo)	1-2 (1)

*Number of sex partners among those who reported having sex with the specific type of partner

Figure 3. Sex and Condom Use with Male Partners, 2015 IHBSS



** 32% (n=51) had a non-paying male partner in the past 12 months

Figure 1. Frequency of sex work in a year, 2015 IHBSS

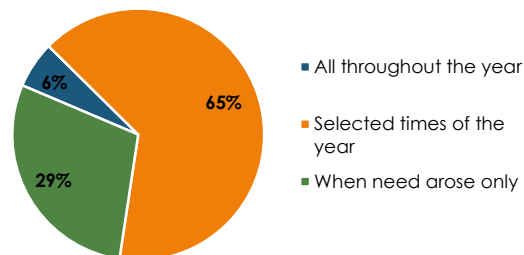


Figure 2. Venues where RFSW found clients, 2015 IHBSS

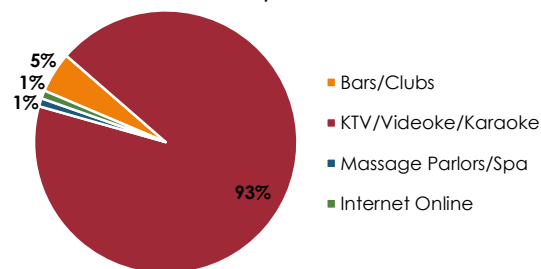


Table 4. Other Risky Behaviors, frequency (%)	
Had sex while drunk (past mo)	113 (71%)
Used drugs (past 12 mos)	6 (4%)
Injected drugs (past 6 mos)	0 (0%)
Had sex while high on drugs (past 12 mos)	4 (2%)

Table 5. Reasons for not using a condom, freq (%)	Male client (n=24)	Non-paying male partner (n=18)
Does not like condom	11 (46%)	12 (67%)
Partner objected	8 (33%)	2 (11%)
Forgot to use condom	4 (17%)	2 (11%)
Condom not available	1 (4%)	1 (6%)
Not necessary	0 (0%)	1 (6%)
Don't know how to use	0 (0%)	0 (0%)
Expensive condoms	0 (0%)	0 (0%)
Other reasons	0 (0%)	0 (0%)

Table 6. Correctly answered all knowledge questions, frequency (%)	
Healthy-looking person can have HIV	153 (96%)
Having only one faithful uninfected partner	157 (98%)
Using condoms reduces the risk of HIV	159 (99%)
A person cannot get HIV from mosquitoes	152 (95%)
A person cannot get HIV from toilet bowls	153 (96%)

Figure 4. HIV Knowledge & Attitude, 2015 IHBSS

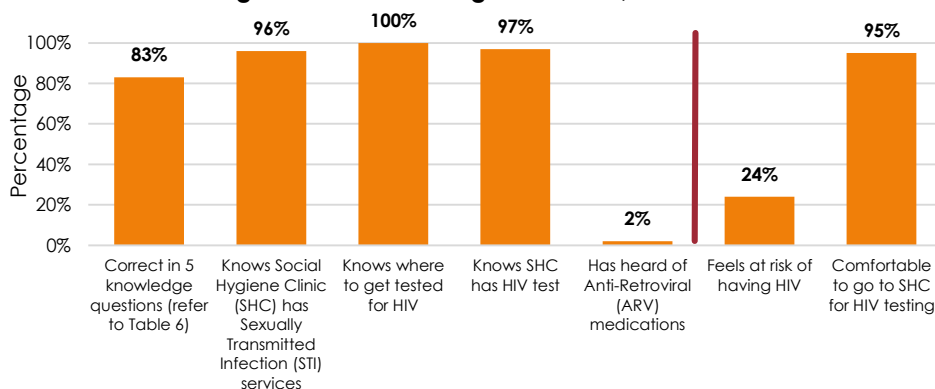
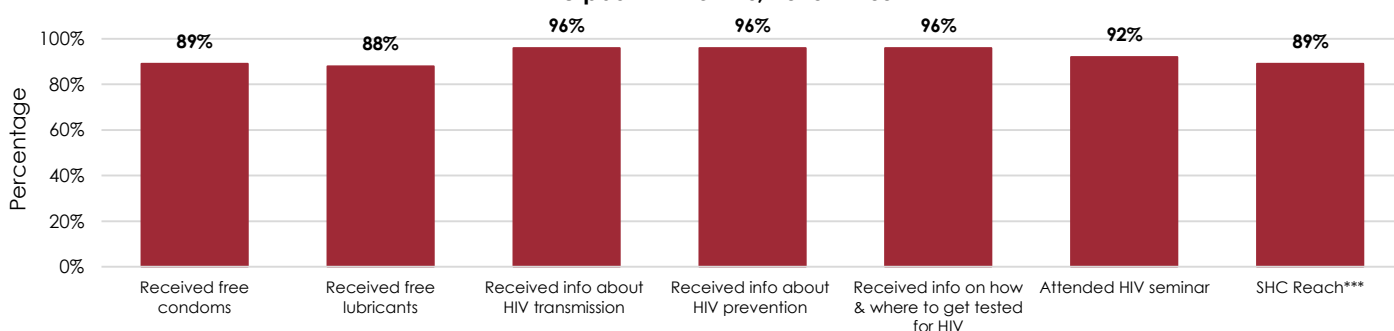


Figure 5. Access to HIV services from Social Hygiene Clinic (SHC) or Peer Educator (PE) in the past 12 months, 2015 IHBSS



***SHC Reach: (a) received free condom from SHC/PE, and (b) received information on HIV transmission, prevention, testing or attended seminar from SHC/PE.

Figure 6. HIV program outcomes, 2015 IHBSS

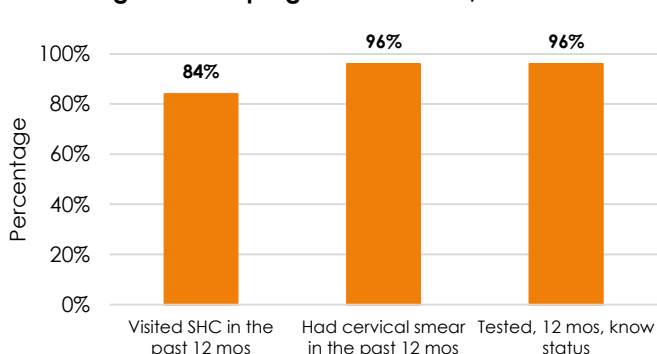


Figure 7. Tested for HIV and know status, 2015 IHBSS

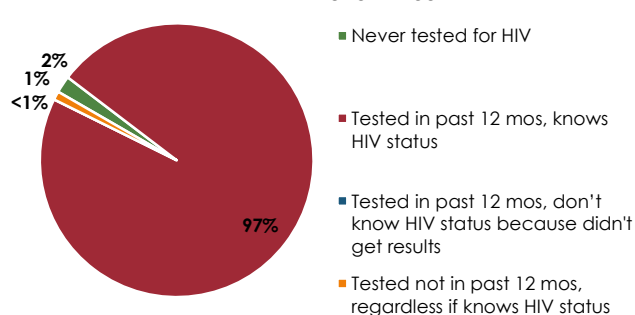
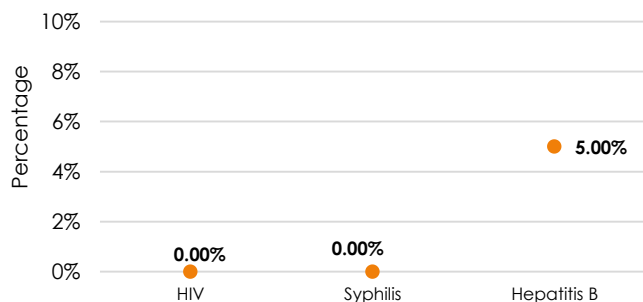


Figure 8. HIV, Syphilis and Hepatitis B prevalence, 2015 IHBSS



Important Note:

Systematic sampling was the method used for the IHBSS among RFSW. Data presented in this factsheet have not been adjusted using sampling weights.



National HIV/AIDS & STI Surveillance and Strategic Information Unit

Epidemiology Bureau, Department of Health
Bldg. 19, 2nd Floor, San Lazaro Compound,
Sta. Cruz, Manila, 1003, Philippines

Tel: +632 651-7800 loc 2952
Email: hivepicenter@gmail.com
Website: www.doh.gov.ph

2015 Integrated HIV Behavioral and Serologic Surveillance Manila City



MALE ENTERTAINMENT ESTABLISHMENT WORKERS (MEW)

Inclusion Criteria: Born male, 15 years or older, who works in an establishment and has accepted payment (cash or kind) in exchange for sex in the past 3 months from a male or female

Table 1. Demographic Profile, frequency (%)	
Total Sample	160
Age in years, range (median)	18-65 (25)
15 to 17 years old	0 (0%)
18 to 24 years old	74 (46%)
25 years and older	86 (54%)
Civil Status	
Single	156 (98%)
Married	3 (2%)
Separated/Widower	0 (0%)
Presently living with a partner	26 (16%)
Resident of the city	154 (98%)
Student	3 (2%)
Gender Identity	
Male-identifying	138 (86%)
Female-identifying	10 (6%)
Both equally	12 (8%)
Does not identify as male/female/both	0 (0%)
Gender Expression	
Masculine	110 (69%)
Feminine	50 (31%)
Member of at least 1 social networking site	134 (84%)
Had sex partner/s from social networking site	18 (11%)

Figure 1. Frequency of sex work in a year, 2015 IHBSS

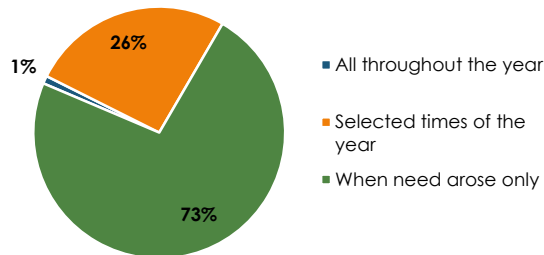


Figure 2. Venues where MEW found clients, 2015 IHBSS

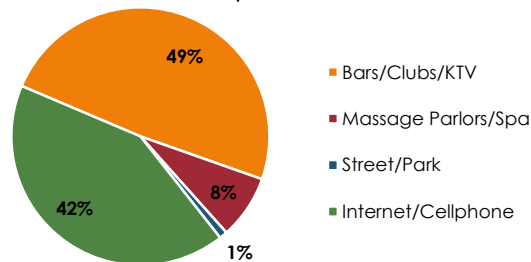


Table 2. Number of Sex Partners*, range (median)	
Female paying client (past mo)	1-6 (2)
Male paying client (past mo)	1-4 (2)
Non-paying female partner (past 12 mos)	1-8 (2)
Non-paying male partner (past 12 mos)	1-9 (3)

*Number of sex partners among those who reported having sex with the specific type of partner

Table 3. Sexual Behavior: Age Profile in years, range (median)	
Age of first sex	12-30 (19)
Age of first anal sex with a male	15-35 (20)
Age of first transactional sex	12-35 (21)
Age of first condom use	15-35 (20)

Figure 3. Sex and Condom Use with Female Partners, 2015 IHBSS

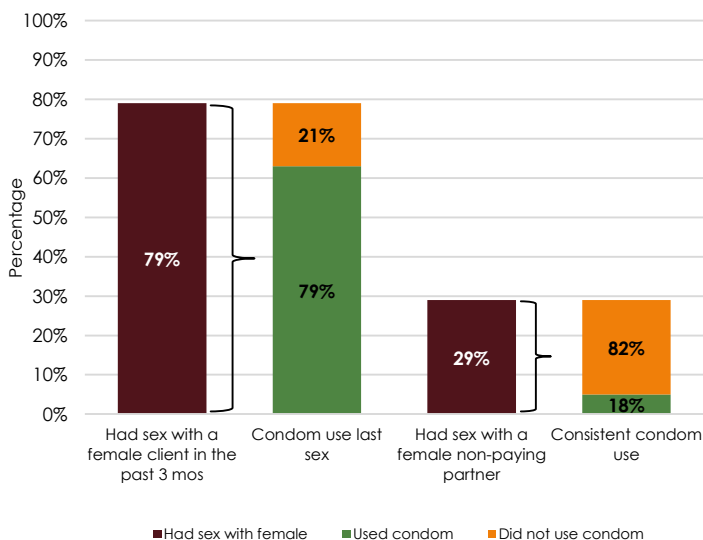


Figure 4. Sex and Condom Use with Male Partners, 2015 IHBSS

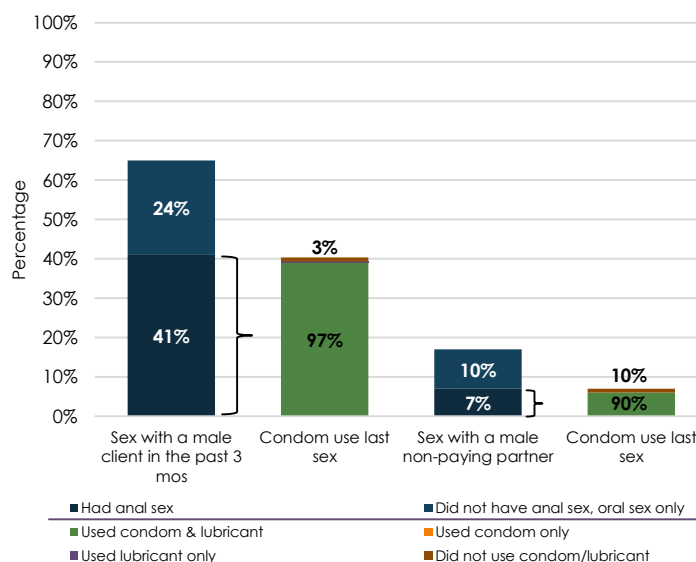


Table 4. Reasons for not Using a condom, freq (%)	Female client (n=21)	Male client (n=2)
Condom not available	9 (41%)	2 (100%)
Does not like condom	7 (32%)	0 (0%)
Not necessary	3 (14%)	0 (0%)
Partner objected	1 (5%)	0 (0%)
Forgot to use a condom	1 (5%)	0 (0%)
Don't know how to use	0 (0%)	0 (0%)
Condoms are expensive	0 (0%)	0 (0%)
Other reasons	0 (0%)	0 (0%)

Figure 5. HIV Program Outcomes, 2015 IHBS

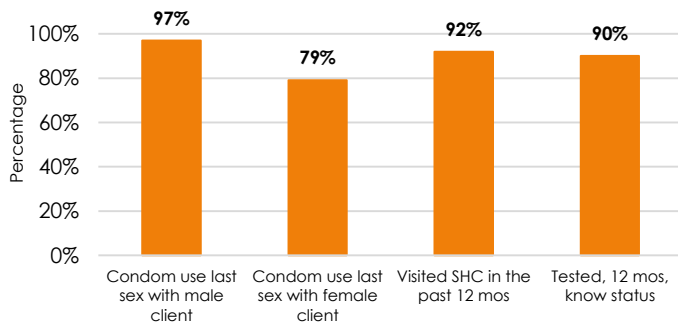


Figure 6. HIV Knowledge & Attitude, 2015 IHBS

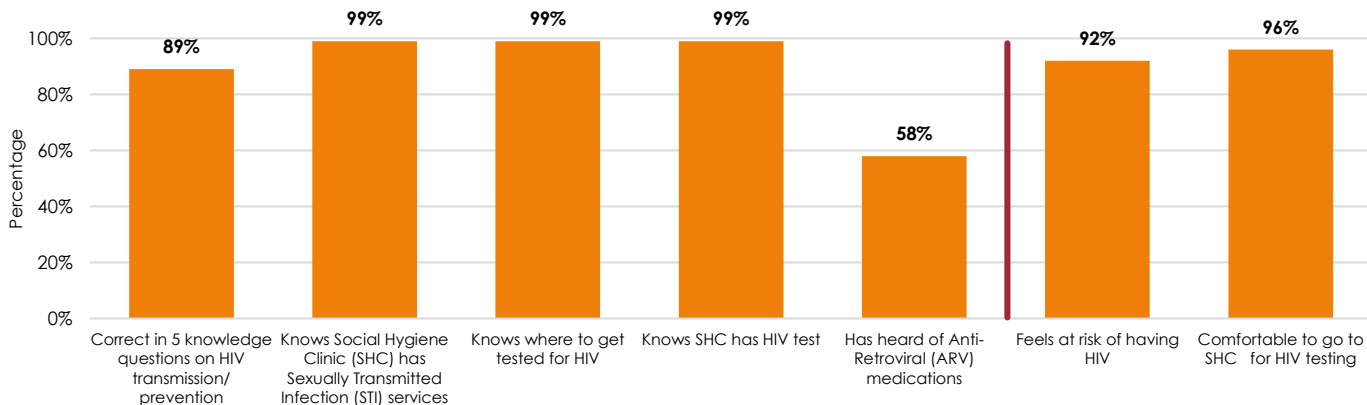
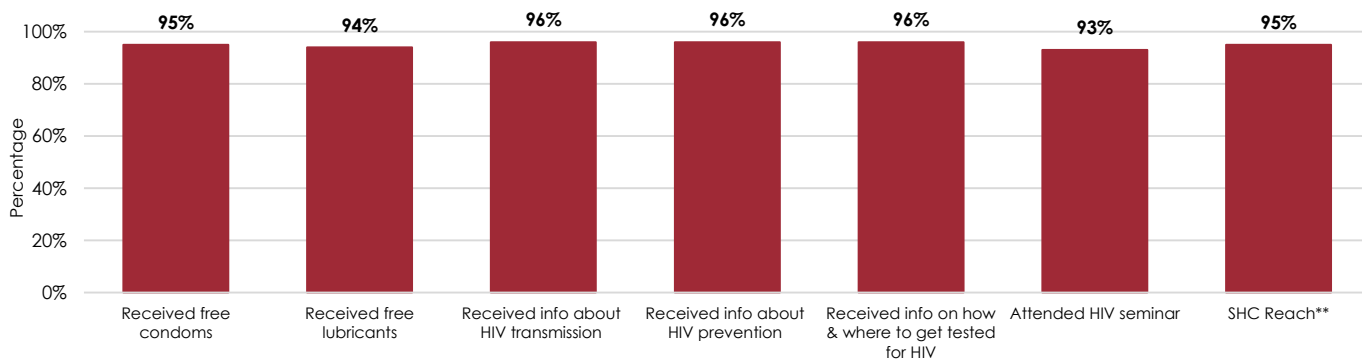


Figure 7. Access to HIV services from Social Hygiene Clinic (SHC) or Peer Educator (PE) in the past 12 months, 2015 IHBS



**SHC Reach: (a) received free condom from SHC/PE. and (b) received information on HIV transmission, prevention, testing or attended seminar from SHC/PE.

Figure 8. Tested for HIV and know status, 2015 IHBS

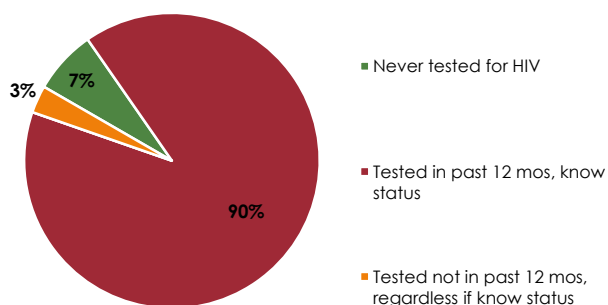
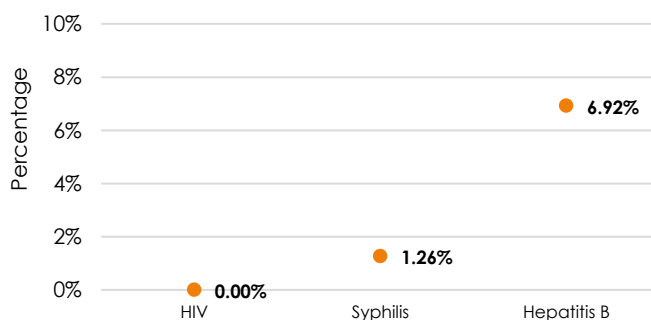


Figure 9. HIV, Syphilis and hepatitis B prevalence, 2015 IHBS



Important Note:

Systematic sampling was the method used for the IHBS among MEW. Data presented in this factsheet have not been adjusted using sampling weights.



National HIV/AIDS & STI Surveillance and Strategic Information Unit
 Epidemiology Bureau, Department of Health
 Bldg. 19, 2nd Floor, San Lazaro Compound,
 Sta. Cruz, Manila, 1003, Philippines
 Tel: +632 651-7800 loc 2952
 Email: hivepicenter@gmail.com
 Website: www.doh.gov.ph

2015 Integrated HIV Behavioral and Serologic Surveillance Marikina City



MALES/TRANSGENDERS WHO HAVE SEX WITH MALES (M/TSM)

Inclusion Criteria: Born male, 15 years or older, who reported oral or anal sex with a male in the past 12 months

Table 1. Demographic Profile, freq (%)	
Total Sample	300
Age in years, range (median)	15-53 (22)
15 to 17 years old	46 (15%)
18 to 24 years old	137 (46%)
25 years and older	117 (38%)
Civil Status	
Single	297 (99%)
Married	2 (1%)
Separated/Widower	1 (<1%)
Presently living with a partner	22 (7%)
Resident of the city	292 (99%)
Currently working	97 (31%)
Educational Attainment	
No grade completed	5 (1%)
Elementary	64 (23%)
High school	176 (59%)
Vocational, College, Post-Graduate	55 (16%)
Student	85 (31%)
Gender Expression	
Masculine	147 (49%)
Feminine	153 (51%)
Clan Member	27 (8%)
Member of at least 1 social networking site	288 (96%)
Had sex partner/s from social networking site	105 (38%)

Figure 1. Type of sex during last sex with a male partner, 2015 IHBSS

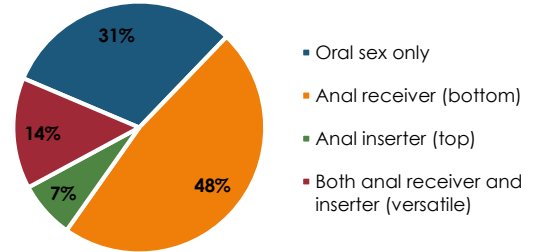


Figure 2. Gender Identity, 2015 IHBSS

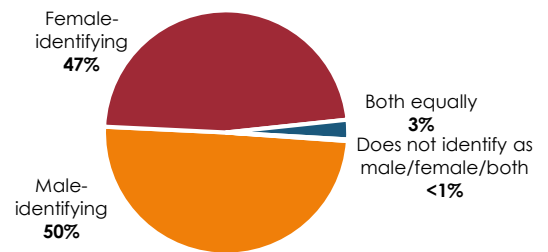
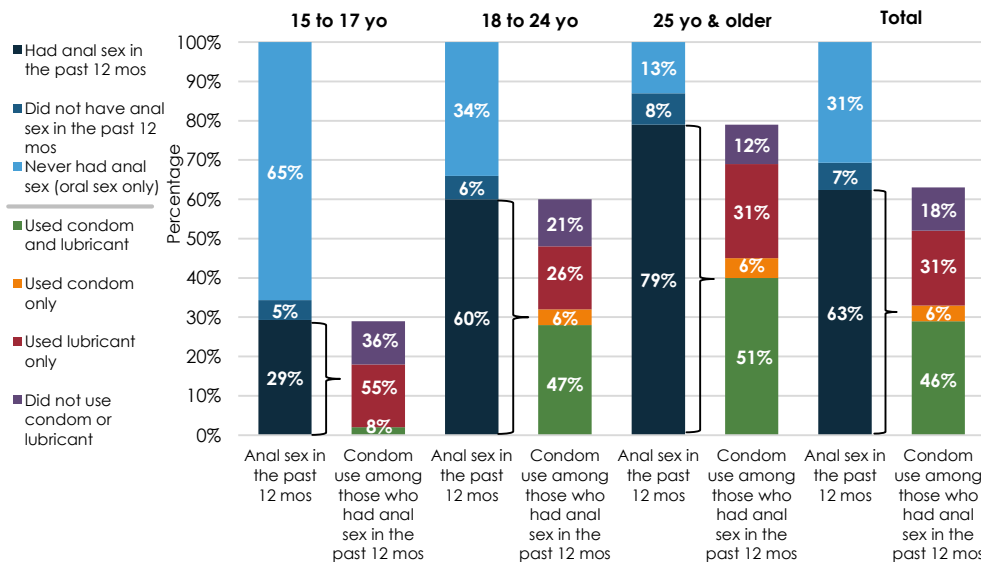


Table 2. Sexual Behavior: Age Profile in years, range (median)	
Age of first sex	7-33 (15)
Age of first sex with a male	7-33 (16)
Age of first condom use	11-37 (18)

Table 3. Number of Sex Partners*, range (median)	
Non-paying male partner (past mo)	1-10 (2)
Non-paying male partner (past 12 mos)	1-50 (4)
Paying client (past 12 mos)	1-30 (4)
Paid partner (past 12 mos)	1-30 (5)
Anal partner met online (past 12 mos)	1-15 (1)

*Number of sex partners among those who reported having sex with the specific type of partner

Figure 3. Anal Sex and Condom Use in the past 12 months, 2015 IHBSS



Reasons for not using a condom, freq (%)	
Condom not available	62 (64%)
Does not like condom	21 (21%)
Not necessary	9 (7%)
Partner objected	7 (7%)
Forgot to use a condom	1 (1%)
Condoms are expensive	0 (0%)
Does not know how to use condom	0 (0%)
Other reasons	0 (0%)

Table 4. Sex with Payment, freq (%)	15 to 17 yo	18 to 24 yo	25 yo & older	Total
Had paying male partner in the past 12 mos	7 (16%)	16 (12%)	12 (13%)	35 (13%)
Client of male sex worker in the past 12 mos	2 (3%)	27 (21%)	44 (35%)	73 (24%)

Table 5. Correctly answered knowledge questions, freq (%)	
Healthy-looking person can have HIV	249 (83%)
Having only one faithful uninfected partner	288 (96%)
Using condoms reduces the risk of HIV	278 (92%)
A person cannot get HIV from mosquitoes	267 (89%)
A person cannot get HIV from toilet bowls	255 (86%)

Figure 4. HIV Knowledge & Attitude, 2015 IHBSS

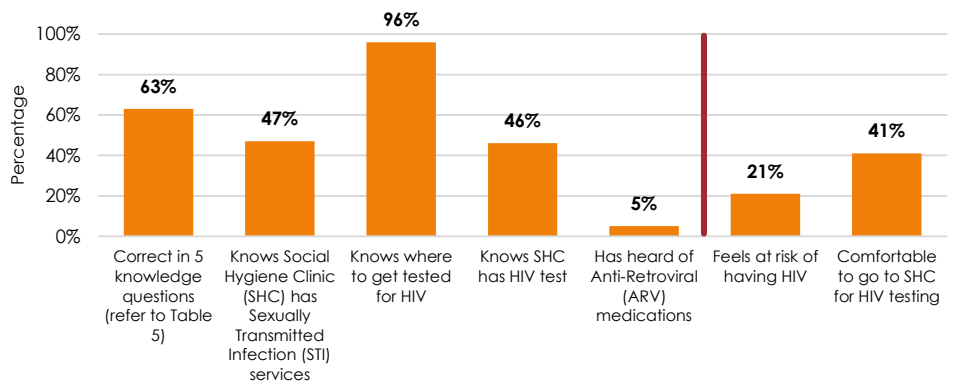
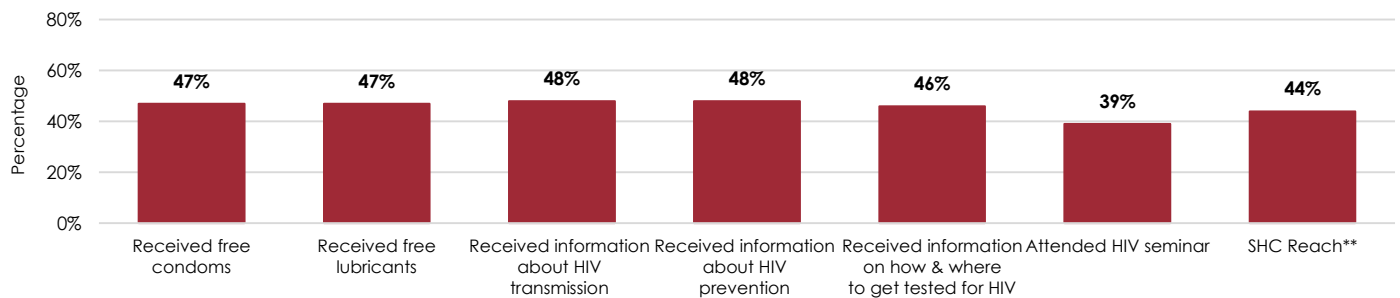


Figure 5. Access to HIV services from Social Hygiene Clinic (SHC) or Peer Educator (PE) in the past 12 months, 2015 IHBSS



** SHC Reach: (a) received free condom from SHC/PE, and (b) received information on HIV transmission, prevention, testing or attended seminar from SHC/PE.

Figure 6. HIV Program Outcomes, 2015 IHBSS

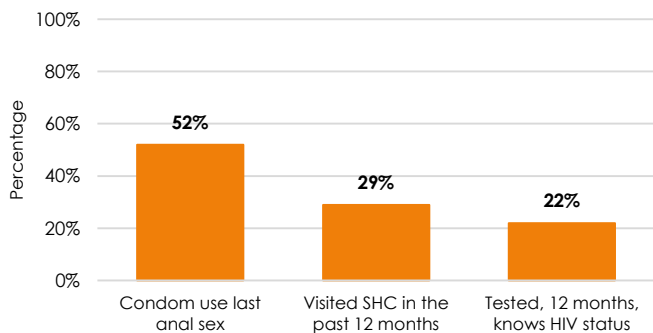


Figure 7. Tested for HIV and know status, 2015 IHBSS

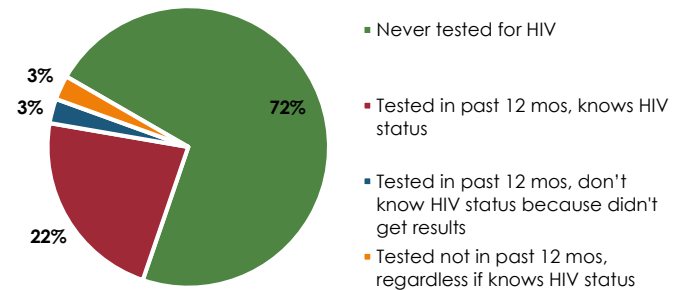
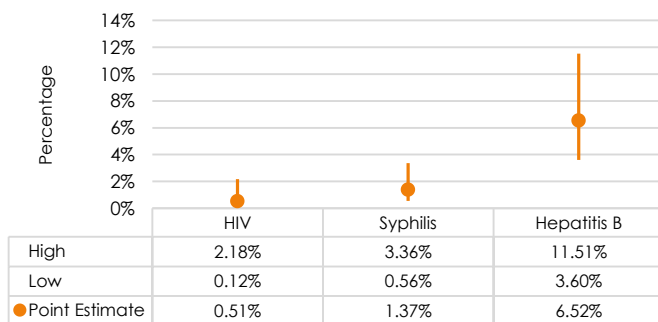


Figure 8. HIV, Syphilis and Hepatitis B prevalence, 2015 IHBSS



Important Note:

Data presented in this factsheet have been adjusted using Time Location Sampling (TLS) weights and is not directly comparable to previous IHBSS rounds.



National HIV/AIDS & STI Surveillance and Strategic Information Unit
 Epidemiology Bureau, Department of Health
 Bldg. 19, 2nd Floor, San Lazaro Compound,
 Sta. Cruz, Manila, 1003, Philippines
 Tel: +632 651-7800 loc 2952
 Email: hivepicenter@gmail.com
 Website: www.doh.gov.ph

2015 Integrated HIV Behavioral and Serologic Surveillance Pasig City



MALES/TRANSGENDERS WHO HAVE SEX WITH MALES (M/TSM)

Inclusion Criteria: Born male, 15 years or older, who reported oral or anal sex with a male in the past 12 months

Table 1. Demographic Profile, freq (%)	
Total Sample	312
Age in years, range (median)	15-44 (20)
15 to 17 years old	76 (24%)
18 to 24 years old	183 (59%)
25 years and older	53 (16%)
Civil Status	
Single	309 (100%)
Married	0 (0%)
Separated/Widower	1 (<1%)
Presently living with a partner	41 (14%)
Resident of the city	301 (97%)
Currently working	83 (28%)
Educational Attainment	
No grade completed	1 (<1%)
Elementary	88 (28%)
High school	200 (63%)
Vocational, College, Post-Graduate	23 (9%)
Student	87 (27%)
Gender Expression	
Masculine	198 (62%)
Feminine	114 (38%)
Clan Member	8 (3%)
Member of at least 1 social networking site	292 (93%)
Had sex partner/s from social networking site	61 (20%)

Figure 1. Type of sex during last sex with a male partner, 2015 IHBSS

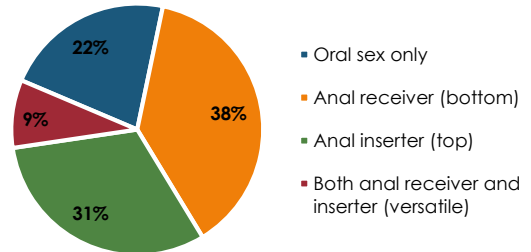


Figure 2. Gender Identity, 2015 IHBSS

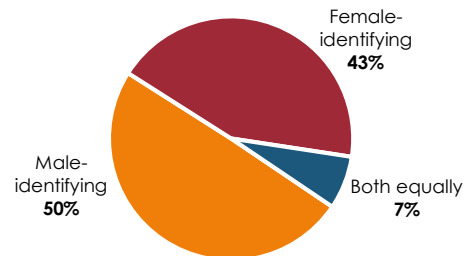


Table 2. Sexual Behavior: Age Profile in years, range (median)	
Age of first sex	6-22 (15)
Age of first sex with a male	6-28 (16)
Age of first condom use	11-30 (16)

Table 3. Number of Sex Partners*, range (median)	
Non-paying male partner (past mo)	1-15 (1)
Non-paying male partner (past 12 mos)	1-100 (3)
Paying client (past 12 mos)	1-90 (2)
Paid partner (past 12 mos)	1-30 (4)
Anal partner met online (past 12 mos)	1-30 (2)

*Number of sex partners among those who reported having sex with the specific type of partner

Figure 3. Anal Sex and Condom Use in the past 12 months, 2015 IHBSS

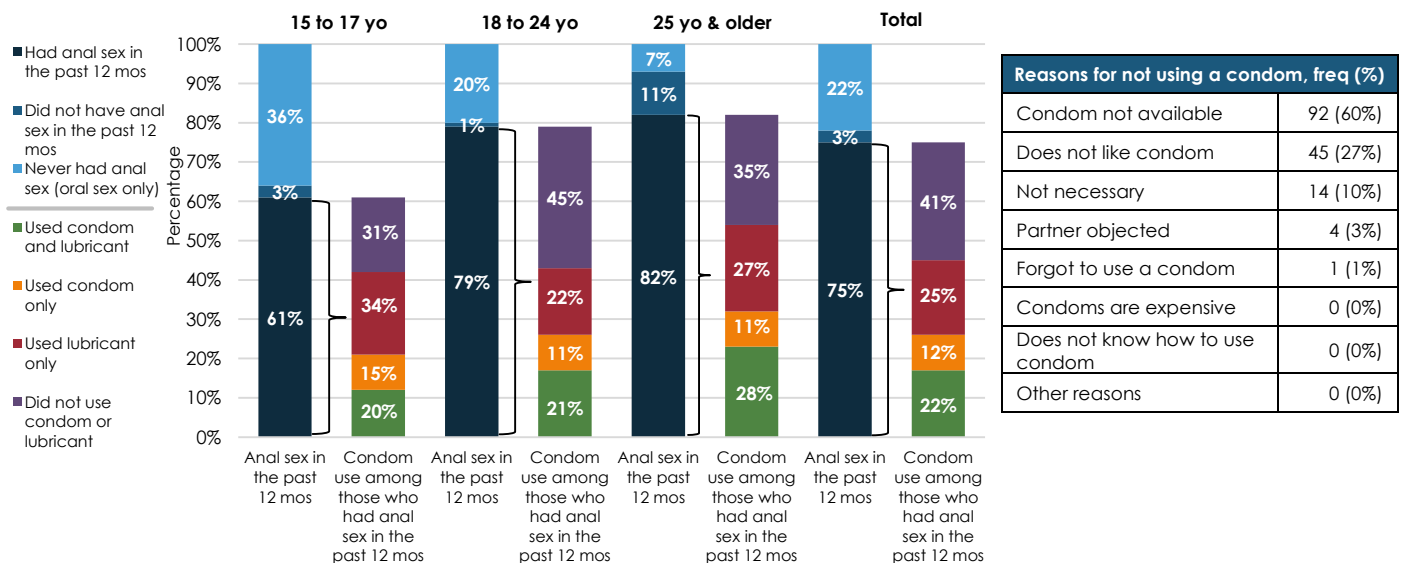


Table 4. Sex with Payment, freq (%)	15 to 17 yo	18 to 24 yo	25 yo & older	Total
Had paying male partner in the past 12 mos	24 (32%)	50 (25%)	14 (26%)	88 (27%)
Client of male sex worker in the past 12 mos	0 (0%)	33 (18%)	14 (29%)	47 (16%)

Table 5. Correctly answered knowledge questions, freq (%)	
Healthy-looking person can have HIV	268 (86%)
Having only one faithful uninfected partner	296 (94%)
Using condoms reduces the risk of HIV	281 (90%)
A person cannot get HIV from mosquitoes	273 (88%)
A person cannot get HIV from toilet bowls	260 (84%)

Figure 4. HIV Knowledge & Attitude, 2015 IHBSS

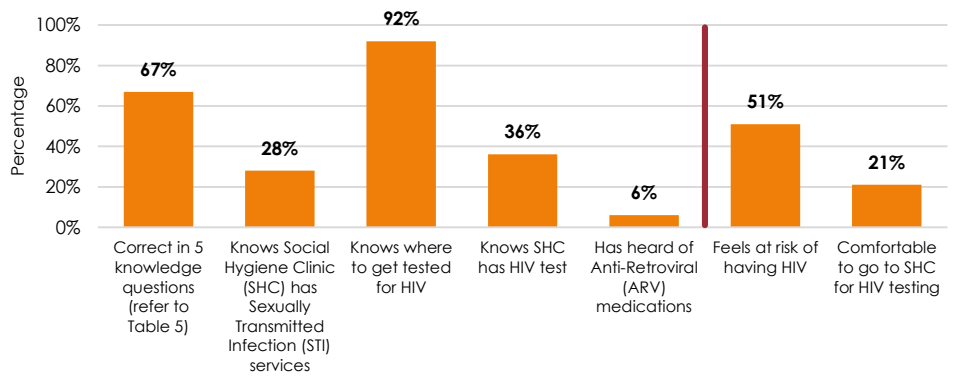
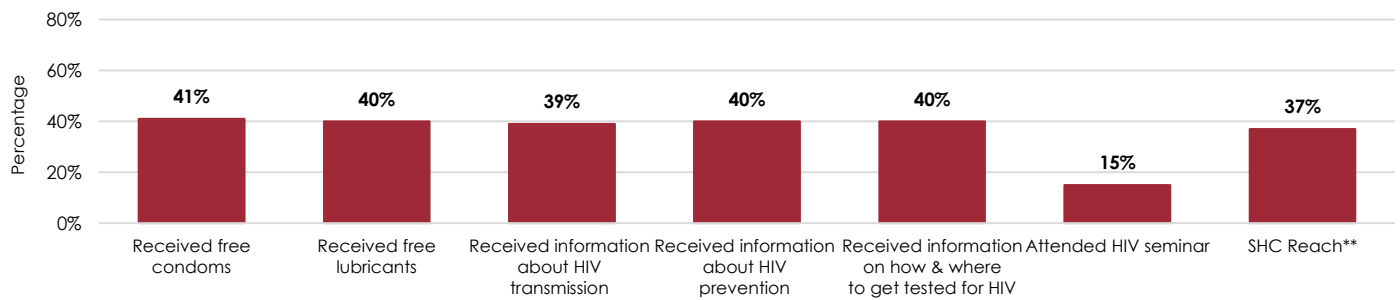


Figure 5. Access to HIV services from Social Hygiene Clinic (SHC) or Peer Educator (PE) in the past 12 months, 2015 IHBSS



** SHC Reach: (a) received free condom from SHC/PE, and (b) received information on HIV transmission, prevention, testing or attended seminar from SHC/PE.

Figure 6. HIV Program Outcomes, 2015 IHBSS

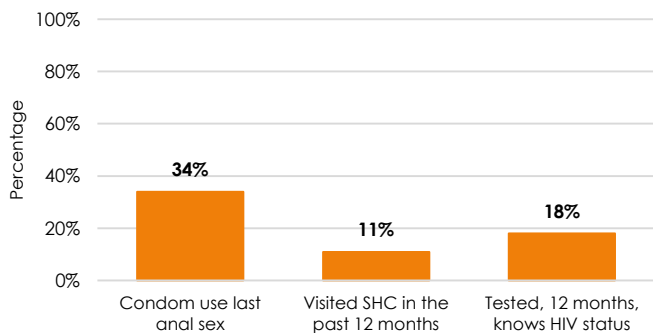


Figure 7. Tested for HIV and know status, 2015 IHBSS

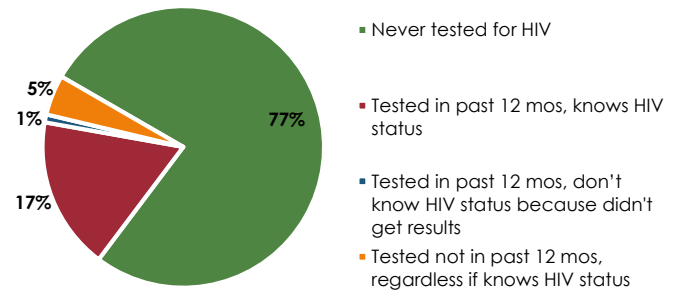
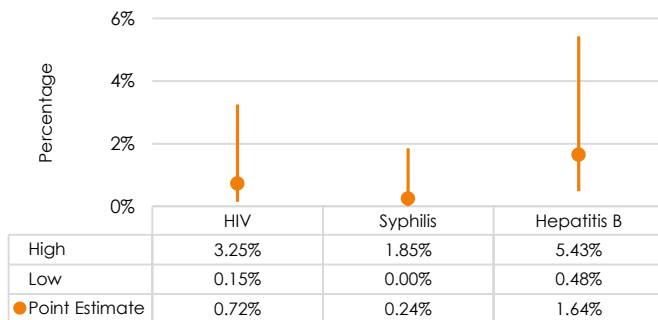


Figure 8. HIV, Syphilis and Hepatitis B prevalence, 2015 IHBSS



Important Note:

Data presented in this factsheet have been adjusted using Time Location Sampling (TLS) weights and is not directly comparable to previous IHBSS rounds.



National HIV/AIDS & STI Surveillance and Strategic Information Unit
 Epidemiology Bureau, Department of Health
 Bldg. 19, 2nd Floor, San Lazaro Compound,
 Sta. Cruz, Manila, 1003, Philippines
 Tel: +632 651-7800 loc 2952
 Email: hivepicenter@gmail.com
 Website: www.doh.gov.ph

2015 Integrated HIV Behavioral and Serologic Surveillance Pasay City



MALES/TRANSGENDERS WHO HAVE SEX WITH MALES (M/TSM)

Inclusion Criteria: Born male, 15 years or older, who reported oral or anal sex with a male in the past 12 months

Table 1. Demographic Profile, freq (%)	
Total Sample	300
Age in years, range (median)	15-52 (24)
15 to 17 years old	38 (14%)
18 to 24 years old	121 (40%)
25 years and older	141 (46%)
Civil Status	
Single	284 (95%)
Married	9 (3%)
Separated/Widower	6 (2%)
Presently living with a partner	65 (21%)
Resident of the city	252 (83%)
Currently working	160 (53%)
Educational Attainment	
No grade completed	4 (2%)
Elementary	56 (20%)
High school	191 (62%)
Vocational, College, Post-Graduate	49 (16%)
Student	64 (23%)
Gender Expression	
Masculine	147 (49%)
Feminine	153 (51%)
Clan Member	13 (5%)
Member of at least 1 social networking site	247 (83%)
Had sex partner/s from social networking site	69 (22%)

Figure 1. Type of sex during last sex with a male partner, 2015 IHBSS

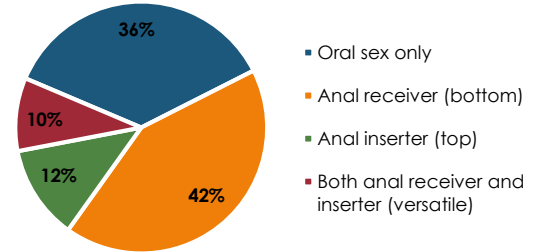


Figure 2. Gender Identity, 2015 IHBSS

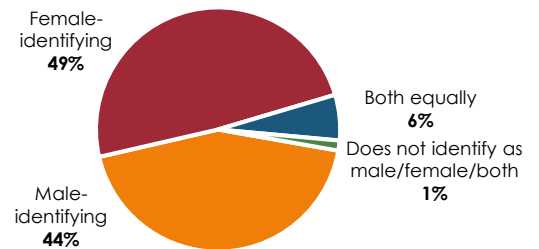
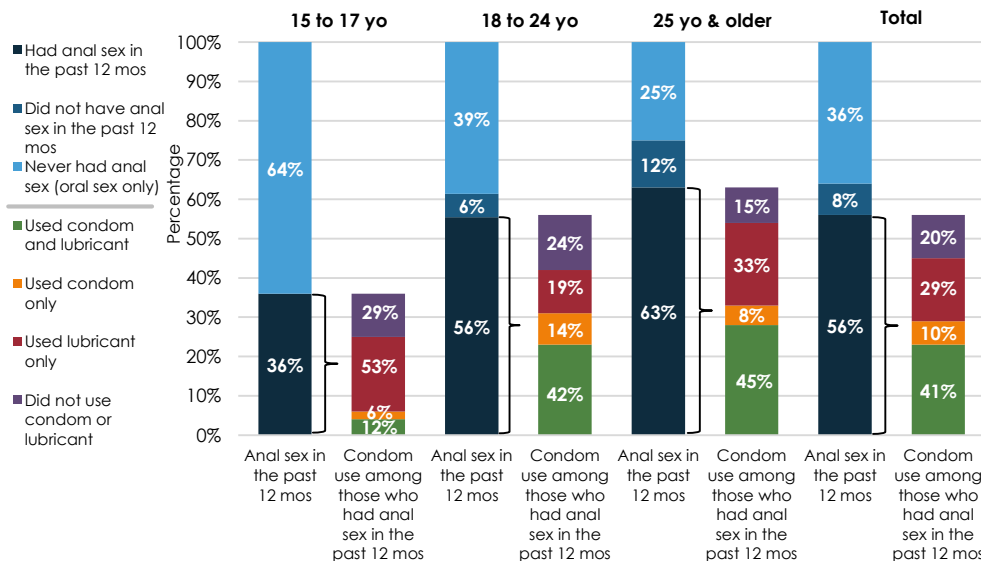


Table 2. Sexual Behavior: Age Profile in years, range (median)	
Age of first sex	8-39 (16)
Age of first sex with a male	8-39 (17)
Age of first condom use	10-39 (20)

Table 3. Number of Sex Partners*, range (median)	
Non-paying male partner (past mo)	1-21 (1)
Non-paying male partner (past 12 mos)	1-500 (2)
Paying client (past 12 mos)	1-100 (2)
Paid partner (past 12 mos)	1-17 (2)
Anal partner met online (past 12 mos)	1-100 (2)

*Number of sex partners among those who reported having sex with the specific type of partner

Figure 3. Anal Sex and Condom Use in the past 12 months, 2015 IHBSS



Reasons for not using a condom, freq (%)	
Condom not available	38 (40%)
Does not like condom	32 (34%)
Forgot to use a condom	11 (12%)
Not necessary	6 (6%)
Partner objected	5 (6%)
Other reasons	3 (3%)
Condoms are expensive	0 (0%)
Does not know how to use condom	0 (0%)

Table 4. Sex with Payment, freq (%)	15 to 17 yo	18 to 24 yo	25 yo & older	Total
Had paying male partner in the past 12 mos	10 (27%)	29 (24%)	34 (23%)	73 (24%)
Client of male sex worker in the past 12 mos	0 (0%)	16 (13%)	35 (25%)	51 (17%)

Table 5. Correctly answered knowledge questions, freq (%)	
Healthy-looking person can have HIV	244 (82%)
Having only one faithful uninfected partner	294 (98%)
Using condoms reduces the risk of HIV	281 (94%)
A person cannot get HIV from mosquitoes	214 (71%)
A person cannot get HIV from toilet bowls	168 (56%)

Figure 4. HIV Knowledge & Attitude, 2015 IHBS

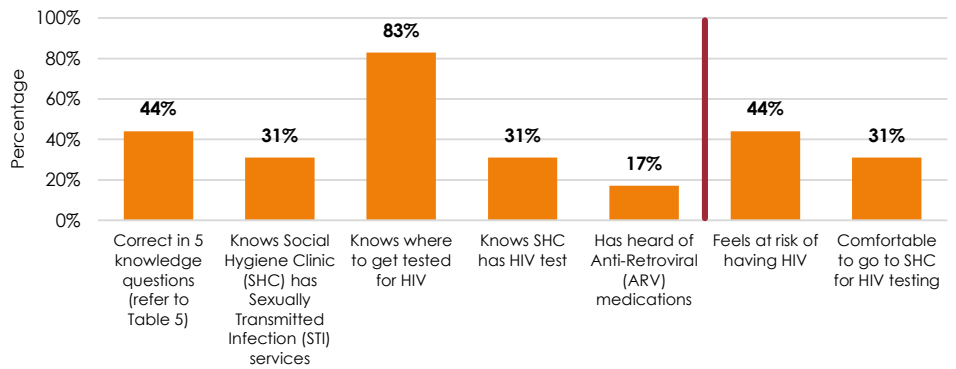
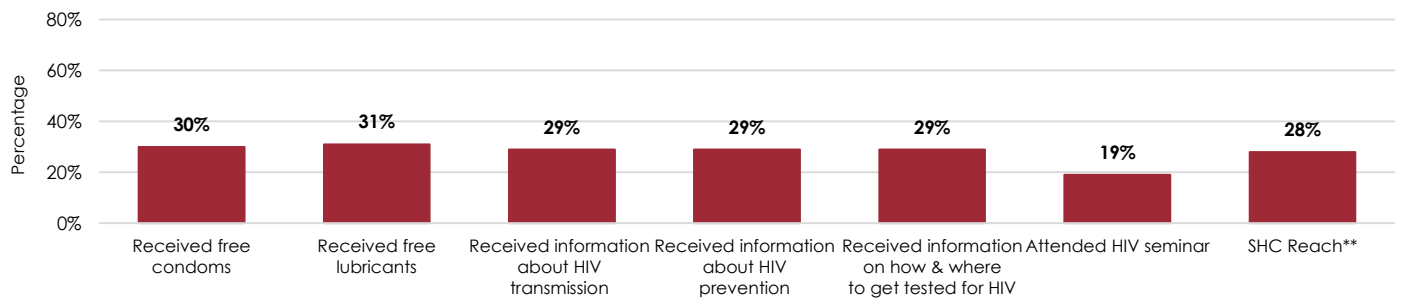


Figure 5. Access to HIV services from Social Hygiene Clinic (SHC) or Peer Educator (PE) in the past 12 months, 2015 IHBS



** SHC Reach: (a) received free condom from SHC/PE, and (b) received information on HIV transmission, prevention, testing or attended seminar from SHC/PE.

Figure 6. HIV Program Outcomes, 2015 IHBS

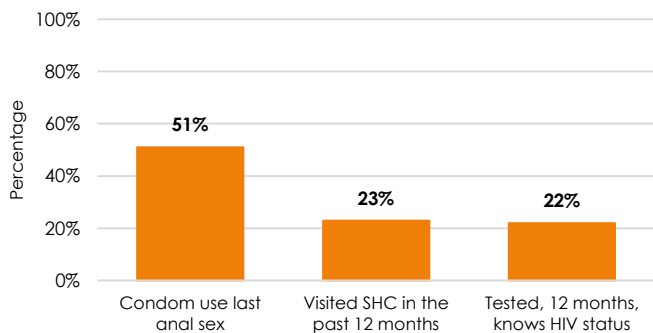


Figure 7. Tested for HIV and know status, 2015 IHBS

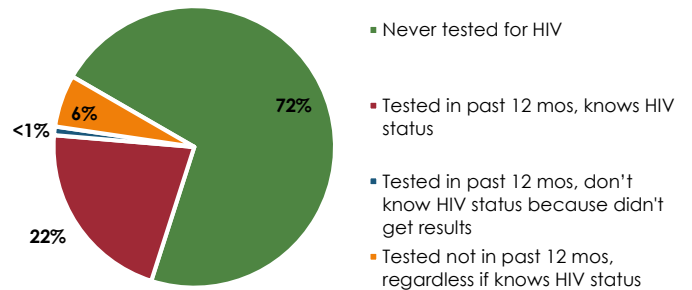


Figure 8. HIV, Syphilis and Hepatitis B prevalence, 2015 IHBS

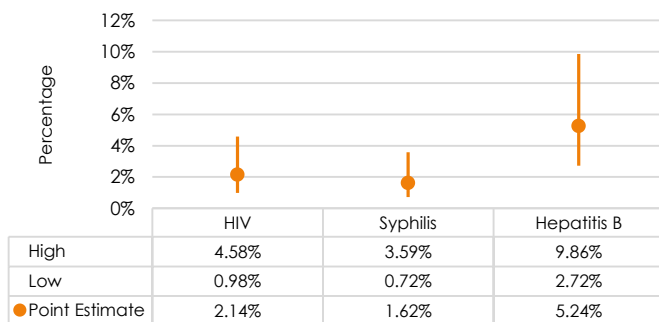
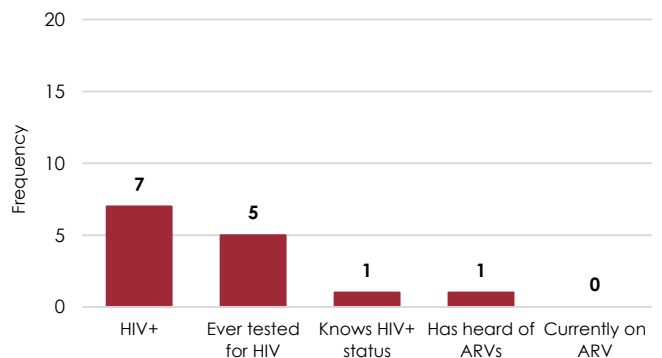


Figure 9. Cascade of HIV-positive M/TSM respondents, 2015 IHBS



Important Note:

Data presented in this factsheet have been adjusted using Time Location Sampling (TLS) weights and is not directly comparable to previous IHBS rounds.



National HIV/AIDS & STI Surveillance and Strategic Information Unit
 Epidemiology Bureau, Department of Health
 Bldg. 19, 2nd Floor, San Lazaro Compound,
 Sta. Cruz, Manila, 1003, Philippines
 Tel: +632 651-7800 loc 2952
 Email: hivepicenter@gmail.com
 Website: www.doh.gov.ph

2015 Integrated HIV Behavioral and Serologic Surveillance Pasay City



MALE ENTERTAINMENT ESTABLISHMENT WORKERS (MEW)

Inclusion Criteria: Born male, 15 years or older, who works in an establishment and has accepted payment (cash or kind) in exchange for sex in the past 3 months from a male or female

Table 1. Demographic Profile, frequency (%)	
Total Sample	150
Age in years, range (median)	19-43 (26)
15 to 17 years old	0 (0%)
18 to 24 years old	53 (35%)
25 years and older	97 (65%)
Civil Status	
Single	132 (88%)
Married	15 (10%)
Separated/Widower	3 (2%)
Presently living with a partner	83 (55%)
Resident of the city	53 (35%)
Student	6 (4%)
Gender Identity	
Male-identifying	143 (95%)
Female-identifying	6 (4%)
Both equally	1 (1%)
Does not identify as male/female/both	0 (0%)
Gender Expression	
Masculine	147 (98%)
Feminine	3 (2%)
Member of at least 1 social networking site	131 (87%)
Had sex partner/s from social networking site	15 (10%)

Figure 1. Frequency of sex work in a year, 2015 IHBSS

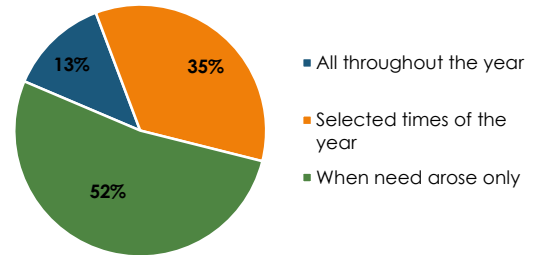


Figure 2. Venues where MEW found clients, 2015 IHBSS

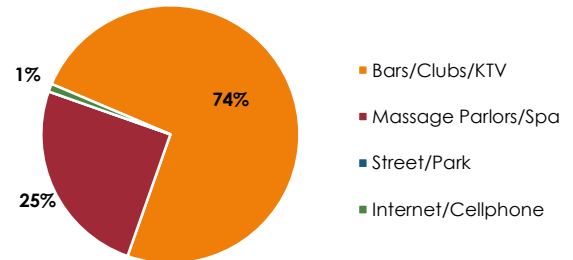


Table 2. Number of Sex Partners*, range (median)	
Female paying client (past mo)	1-10 (3)
Male paying client (past mo)	1-15 (2)
Non-paying female partner (past 12 mos)	1-6 (1)
Non-paying male partner (past 12 mos)	1-12 (2)

*Number of sex partners among those who reported having sex with the specific type of partner

Table 3. Sexual Behavior: Age Profile in years, range (median)	
Age of first sex	12-30 (17)
Age of first anal sex with a male	15-23 (20)
Age of first transactional sex	15-32 (19)
Age of first condom use	15-32 (19)

Figure 3. Sex and Condom Use with Female Partners, 2015 IHBSS

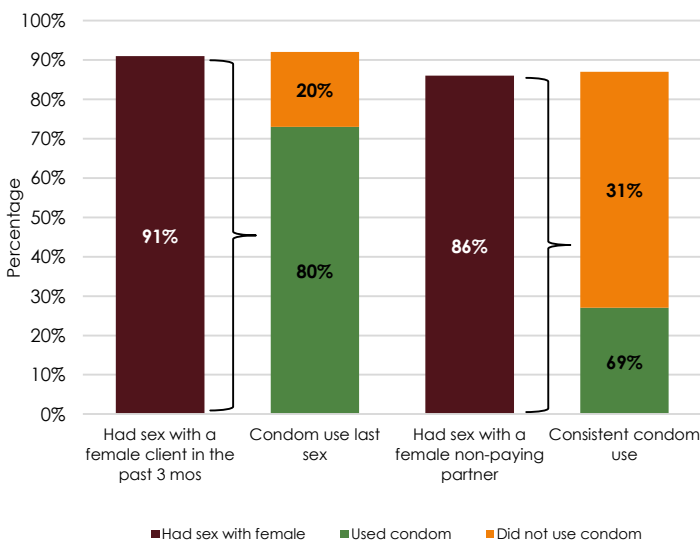


Figure 4. Sex and Condom Use with Male Partners, 2015 IHBSS

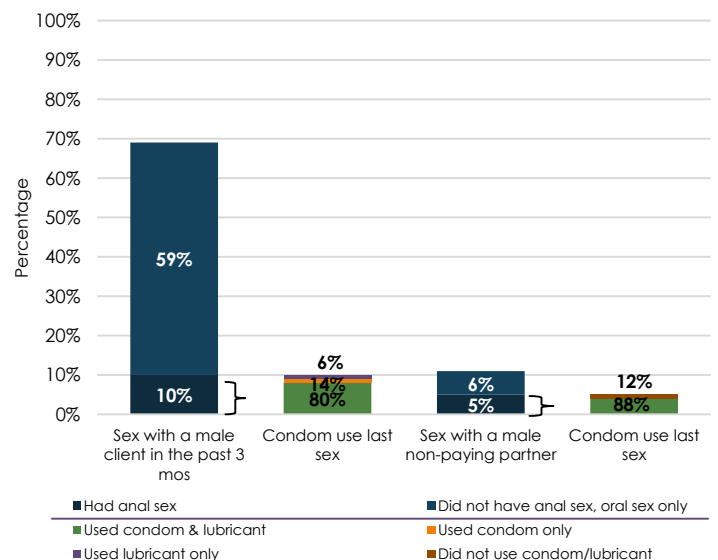


Table 4. Reasons for not Using a condom, freq (%)	Female client (n=24)	Male client (n=1)
Does not like condom	6 (25%)	1 (100%)
Condom not available	13 (54%)	0 (0%)
Forgot to use a condom	2 (8%)	0 (0%)
Partner objected	1 (4%)	0 (0%)
Not necessary	0 (0%)	0 (0%)
Don't know how to use	0 (0%)	0 (0%)
Condoms are expensive	0 (0%)	0 (0%)
Other reasons	2 (8%)	0 (0%)

Figure 5. HIV Program Outcomes, 2015 IHBS

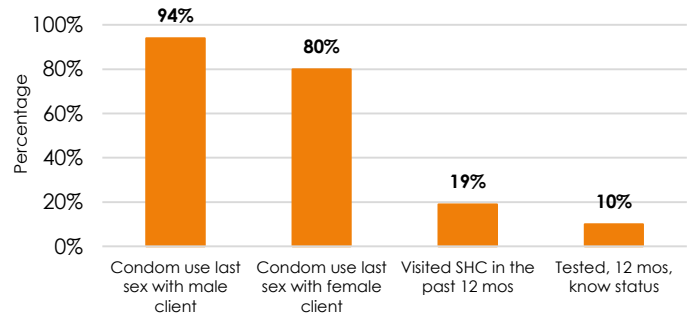


Figure 6. HIV Knowledge & Attitude, 2015 IHBS

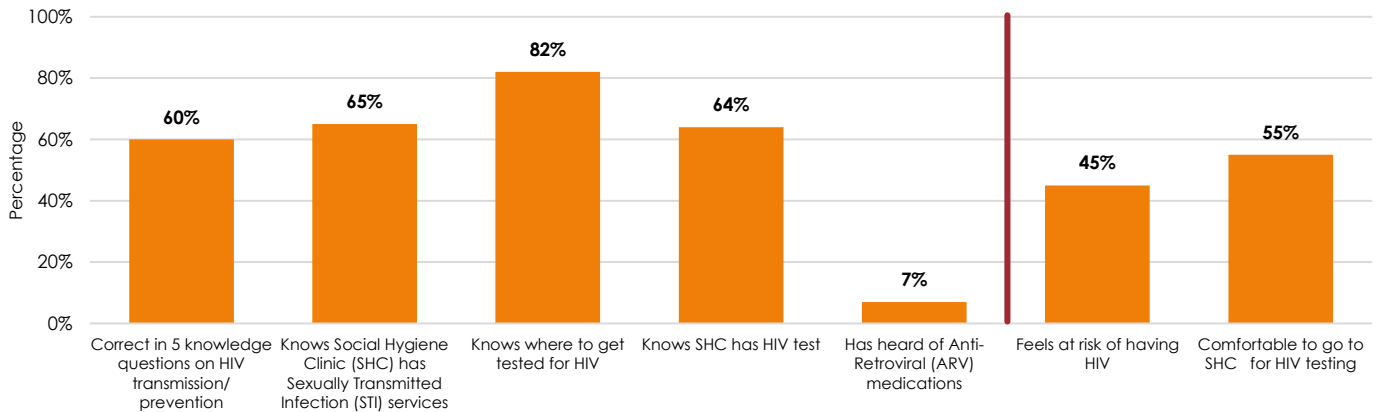
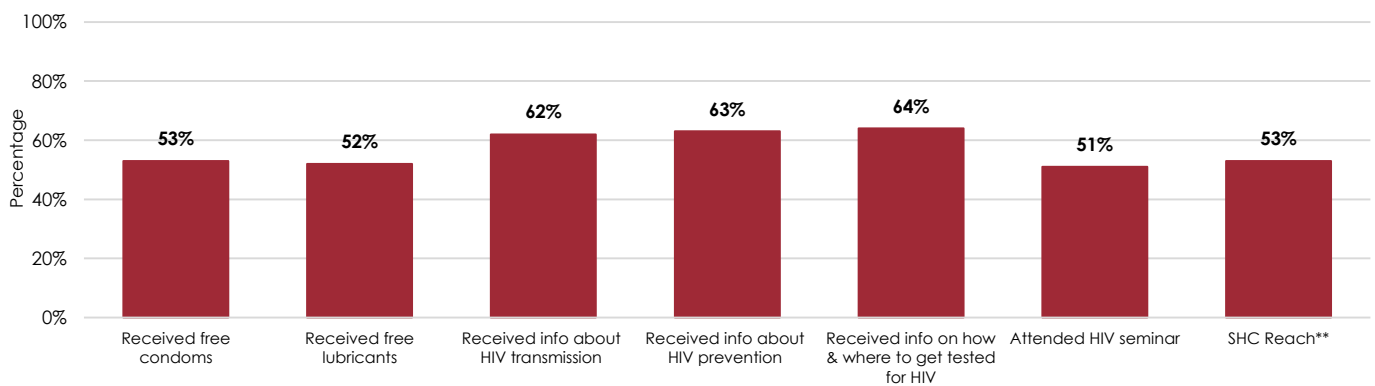


Figure 7. Access to HIV services from Social Hygiene Clinic (SHC) or Peer Educator (PE) in the past 12 months, 2015 IHBS



**SHC Reach: (a) received free condom from SHC/PE. and (b) received information on HIV transmission, prevention, testing or attended seminar from SHC/PE.

Figure 8. Tested for HIV and know status, 2015 IHBS

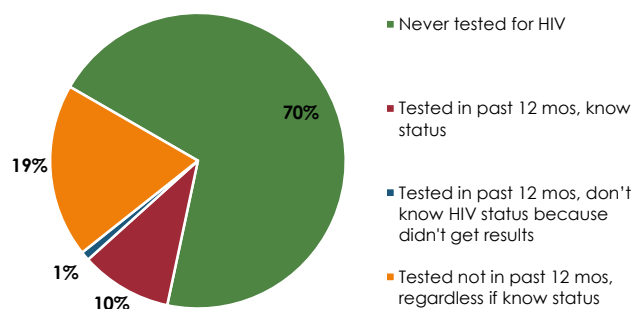
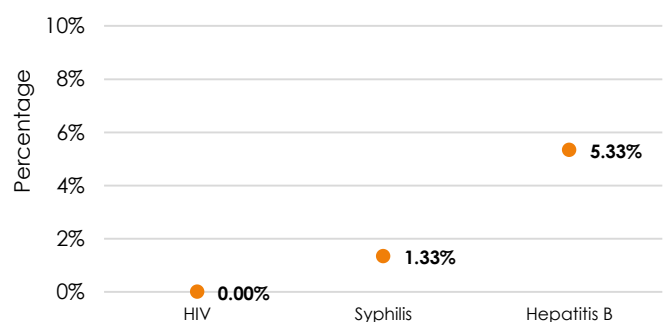


Figure 9. HIV, Syphilis and hepatitis B prevalence, 2015 IHBS



Important Note:

Systematic sampling was the method used for the IHBS among MEW. Data presented in this factsheet have not been adjusted using sampling weights.



National HIV/AIDS & STI Surveillance and Strategic Information Unit
 Epidemiology Bureau, Department of Health
 Bldg. 19, 2nd Floor, San Lazaro Compound,
 Sta. Cruz, Manila, 1003, Philippines
 Tel: +632 651-7800 loc 2952
 Email: hivepicenter@gmail.com
 Website: www.doh.gov.ph

2015 Integrated HIV Behavioral and Serologic Surveillance Quezon City



MALES/TRANSGENDERS WHO HAVE SEX WITH MALES (M/TSM)

Inclusion Criteria: Born male, 15 years or older, who reported oral or anal sex with a male in the past 12 months

Table 1. Demographic Profile, freq (%)	
Total Sample	600
Age in years, range (median)	15-52 (22)
15 to 17 years old	82 (12%)
18 to 24 years old	331 (54%)
25 years and older	187 (34%)
Civil Status	
Single	591 (98%)
Married	7 (1%)
Separated/Widower	2 (1%)
Presently living with a partner	58 (10%)
Resident of the city	507 (87%)
Currently working	252 (45%)
Educational Attainment	
No grade completed	9 (1%)
Elementary	97 (13%)
High school	350 (58%)
Vocational, College, Post-Graduate	144 (28%)
Student	150 (22%)
Gender Expression	
Masculine	400 (70%)
Feminine	200 (30%)
Clan Member	101 (22%)
Member of at least 1 social networking site	490 (81%)
Had sex partner/s from social networking site	220 (40%)

Figure 1. Type of sex during last sex with a male partner, 2015 IHBSS

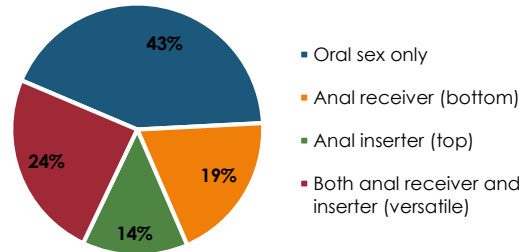


Figure 2. Gender Identity, 2015 IHBSS

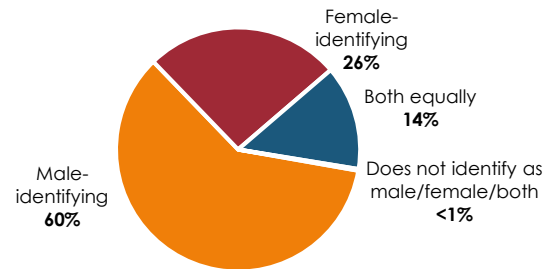
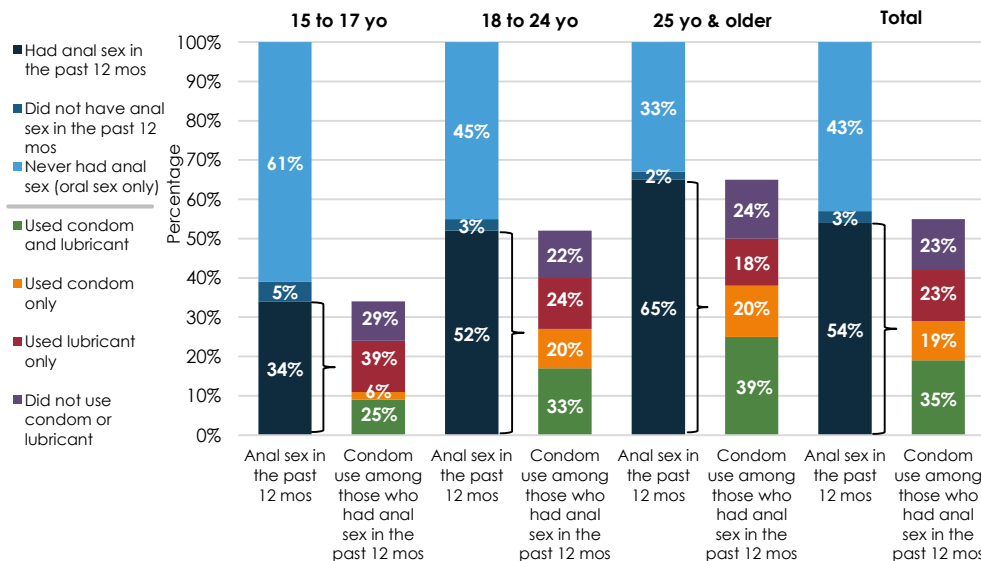


Table 2. Sexual Behavior: Age Profile in years, range (median)	
Age of first sex	4-28 (16)
Age of first sex with a male	4-33 (16)
Age of first condom use	12-40 (19)

Table 3. Number of Sex Partners*, range (median)	
Non-paying male partner (past mo)	1-25 (1)
Non-paying male partner (past 12 mos)	1-500 (3)
Paying client (past 12 mos)	1-500 (2)
Paid partner (past 12 mos)	1-50 (2)
Anal partner met online (past 12 mos)	1-300 (3)

*Number of sex partners among those who reported having sex with the specific type of partner

Figure 3. Anal Sex and Condom Use in the past 12 months, 2015 IHBSS



Reasons for not using a condom, freq (%)	
Condom not available	81 (48%)
Does not like condom	34 (22%)
Not necessary	26 (19%)
Partner objected	10 (8%)
Forgot to use a condom	5 (2%)
Does not know how to use condom	4 (2%)
Other reasons	1 (1%)
Condoms are expensive	1 (<1%)

Table 4. Sex with Payment, freq (%)	15 to 17 yo	18 to 24 yo	25 yo & older	Total
Had paying male partner in the past 12 mos	10 (9%)	52 (14%)	22 (12%)	84 (13%)
Client of male sex worker in the past 12 mos	4 (5%)	24 (7%)	26 (15%)	54 (10%)

Table 5. Correctly answered knowledge questions, freq (%)	
Healthy-looking person can have HIV	535 (90%)
Having only one faithful uninfected partner	485 (81%)
Using condoms reduces the risk of HIV	503 (85%)
A person cannot get HIV from mosquitoes	346 (57%)
A person cannot get HIV from toilet bowls	360 (60%)

Figure 4. HIV Knowledge & Attitude, 2015 IHBSS

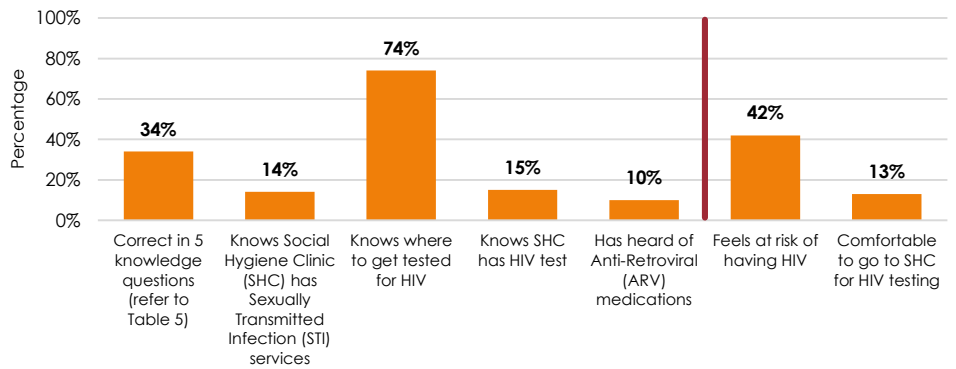
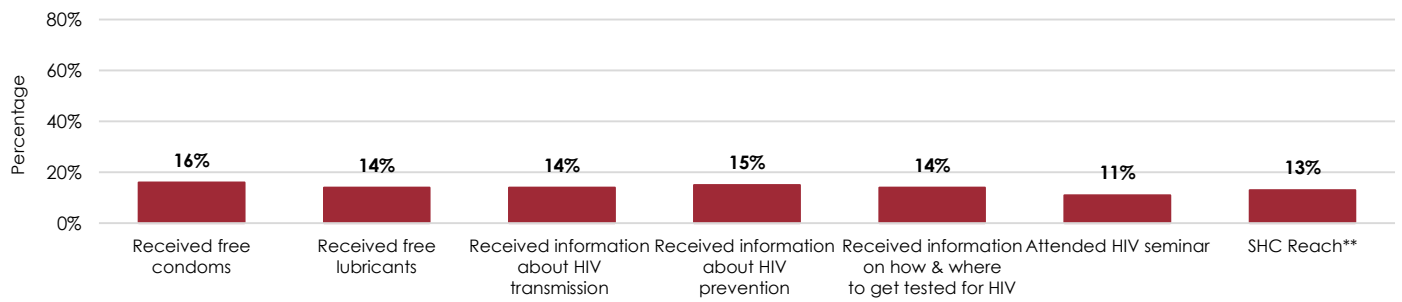


Figure 5. Access to HIV services from Social Hygiene Clinic (SHC) or Peer Educator (PE) in the past 12 months, 2015 IHBSS



** SHC Reach: (a) received free condom from SHC/PE, and (b) received information on HIV transmission, prevention, testing or attended seminar from SHC/PE.

Figure 6. HIV Program Outcomes, 2015 IHBSS

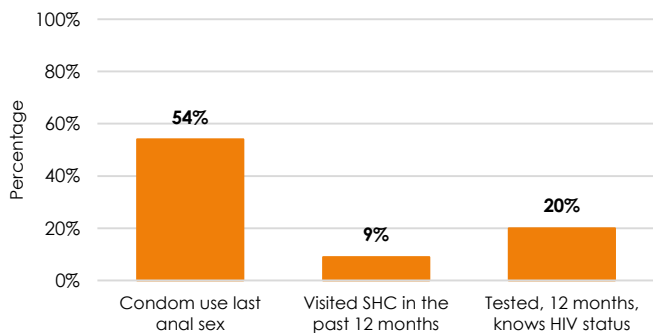


Figure 7. Tested for HIV and know status, 2015 IHBSS

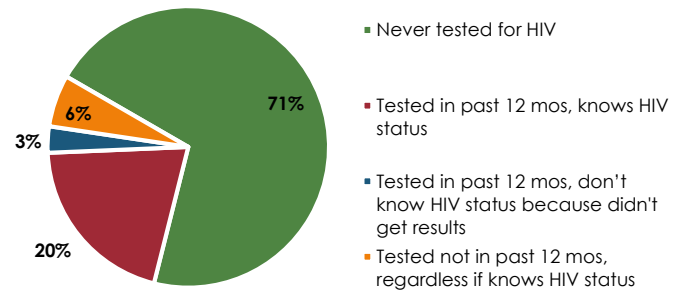


Figure 8. HIV, Syphilis and Hepatitis B prevalence, 2015 IHBSS

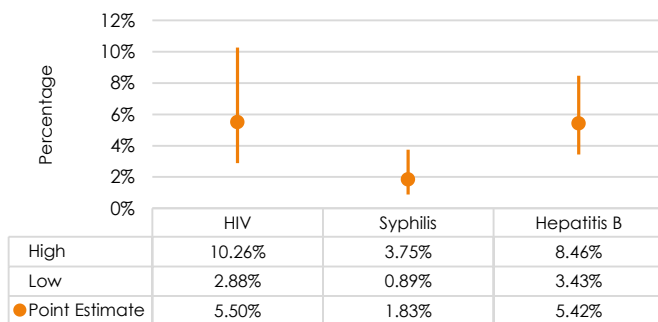
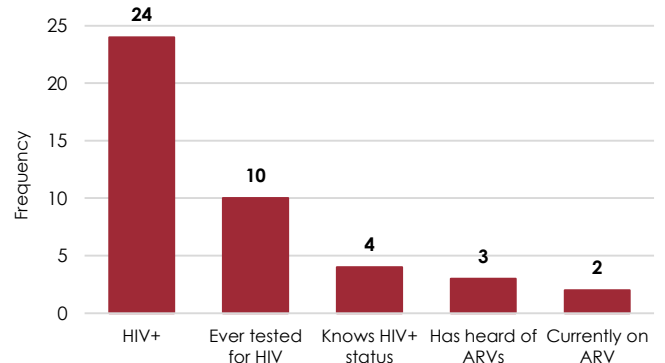


Figure 9. Cascade of HIV-positive M/TSM respondents, 2015 IHBSS



Important Note:

Data presented in this factsheet have been adjusted using Time Location Sampling (TLS) weights and is not directly comparable to previous IHBSS rounds.



National HIV/AIDS & STI Surveillance and Strategic Information Unit
 Epidemiology Bureau, Department of Health
 Bldg. 19, 2nd Floor, San Lazaro Compound,
 Sta. Cruz, Manila, 1003, Philippines
 Tel: +632 651-7800 loc 2952
 Email: hivepicenter@gmail.com
 Website: www.doh.gov.ph

2015 Integrated HIV Behavioral and Serologic Surveillance Quezon City



MALE ENTERTAINMENT ESTABLISHMENT WORKERS (MEW)

Inclusion Criteria: Born male, 15 years or older, who works in an establishment and has accepted payment (cash or kind) in exchange for sex in the past 3 months from a male or female

Table 1. Demographic Profile, frequency (%)	
Total Sample	300
Age in years, range (median)	18-56 (26)
15 to 17 years old	0 (0%)
18 to 24 years old	119 (40%)
25 years and older	181 (60%)
Civil Status	
Single	257 (86%)
Married	36 (12%)
Separated/Widower	5 (2%)
Presently living with a partner	161 (54%)
Resident of the city	177 (59%)
Student	4 (1%)
Gender Identity	
Male-identifying	272 (91%)
Female-identifying	22 (7%)
Both equally	6 (2%)
Does not identify as male/female/both	0 (0%)
Gender Expression	
Masculine	276 (92%)
Feminine	24 (8%)
Member of at least 1 social networking site	180 (60%)
Had sex partner/s from social networking site	26 (9%)

Figure 1. Frequency of sex work in a year, 2015 IHBSS

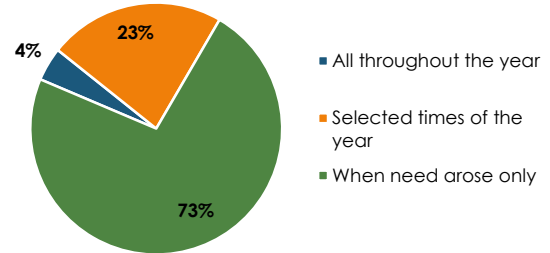


Figure 2. Venues where MEW found clients, 2015 IHBSS

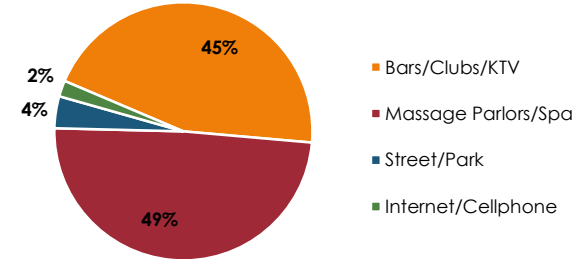


Table 2. Number of Sex Partners*, range (median)	
Female paying client (past mo)	1-60 (1)
Male paying client (past mo)	1-30 (3)
Non-paying female partner (past 12 mos)	1-25 (1)
Non-paying male partner (past 12 mos)	1-11 (1)

*Number of sex partners among those who reported having sex with the specific type of partner

Figure 3. Sex and Condom Use with Female Partners, 2015 IHBSS

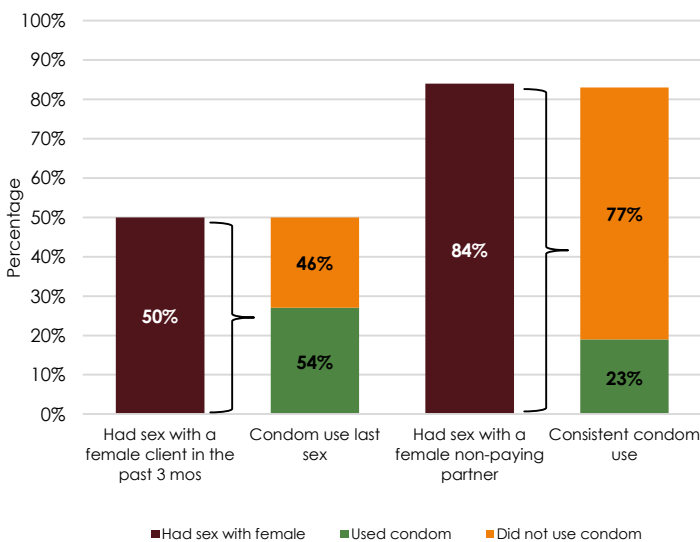


Table 3. Sexual Behavior: Age Profile in years, range (median)	
Age of first sex	7-26 (17)
Age of first anal sex with a male	9-30 (20)
Age of first transactional sex	12-39 (20)
Age of first condom use	13-31 (19)

Figure 4. Sex and Condom Use with Male Partners, 2015 IHBSS

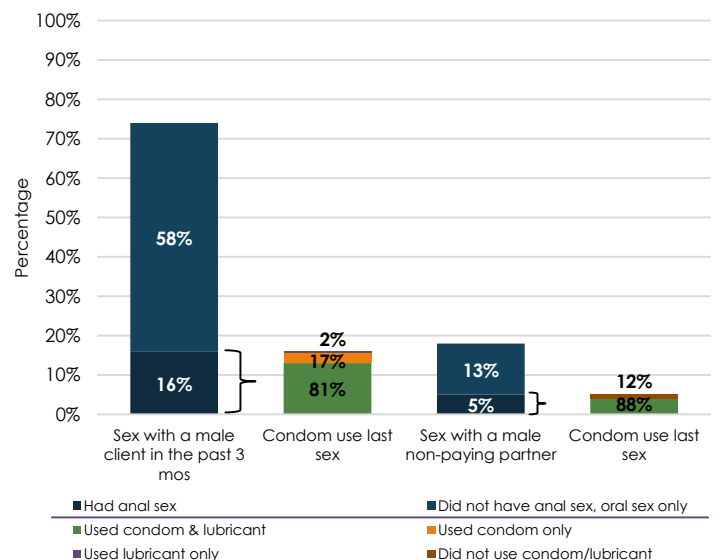


Table 4. Reasons for not using a condom, freq (%)	Female client (n=67)	Male client (n=1)
Does not like condom	24 (36%)	1 (100%)
Condom not available	20 (30%)	0 (0%)
Partner objected	16 (24%)	0 (0%)
Not necessary	3 (4%)	0 (0%)
Forgot to use a condom	2 (3%)	0 (0%)
Don't know how to use	2 (3%)	0 (0%)
Condoms are expensive	0 (0%)	0 (0%)
Other reasons	0 (0%)	0 (0%)

Figure 5. HIV Program Outcomes, 2015 IHBS

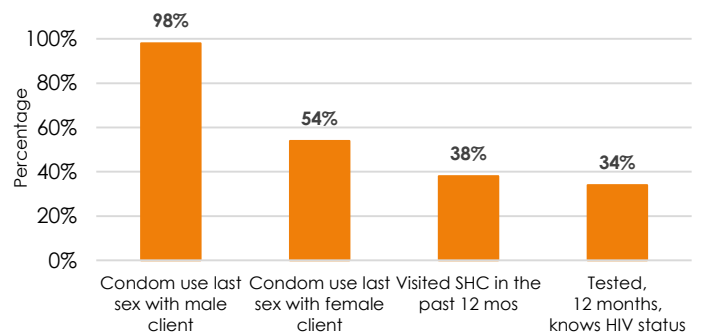


Figure 6. HIV Knowledge & Attitude, 2015 IHBS

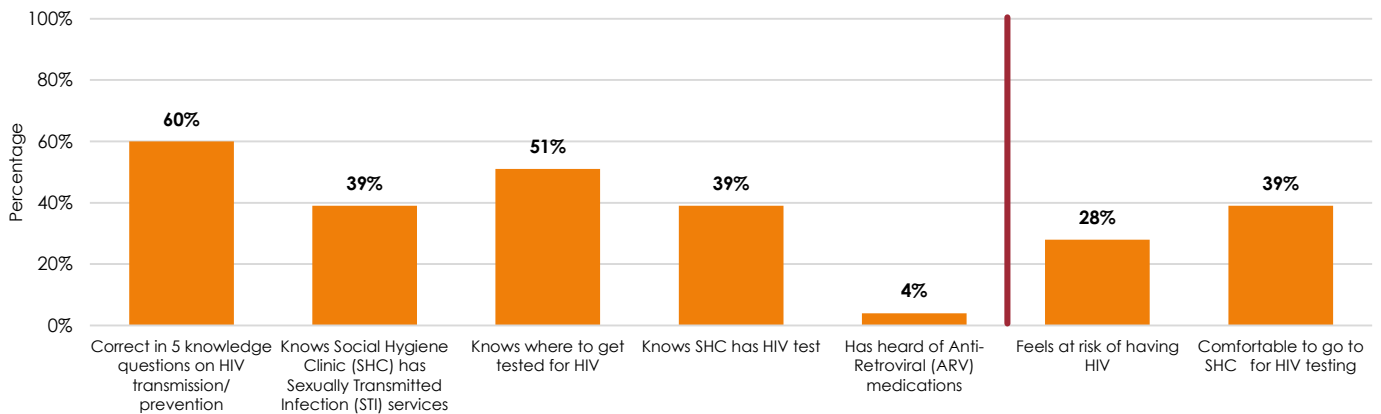
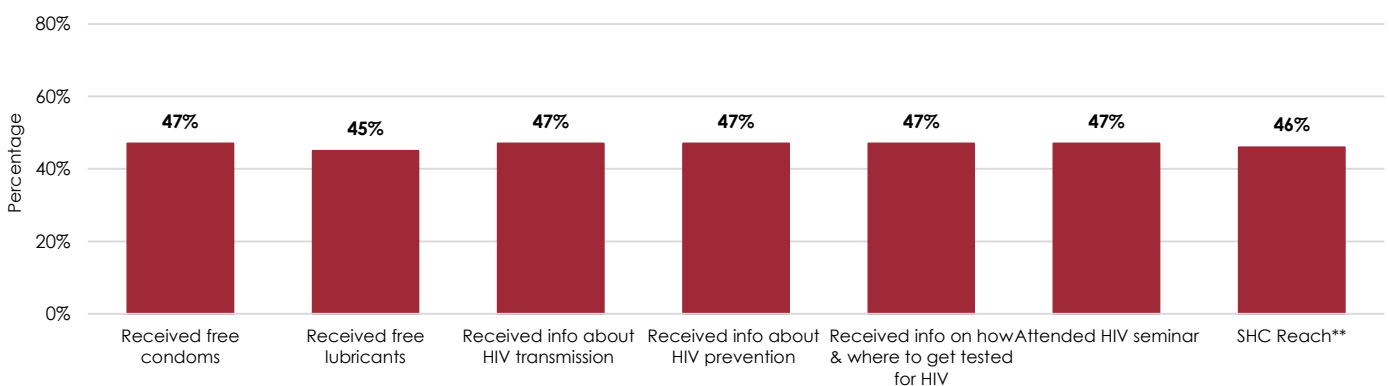


Figure 7. Access to HIV services from Social Hygiene Clinic (SHC) or Peer Educator (PE) in the past 12 months, 2015 IHBS



**SHC Reach: (a) received free condom from SHC/PE. and (b) received information on HIV transmission, prevention, testing or attended seminar from SHC/PE.

Figure 8. Tested for HIV and know status, 2015 IHBS

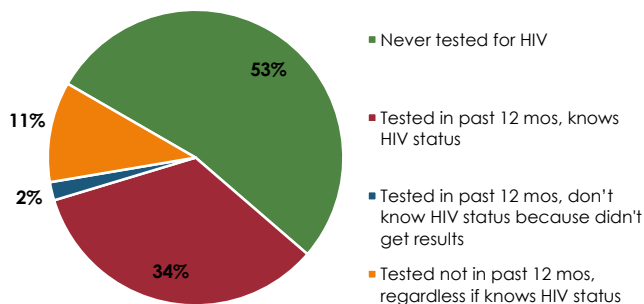
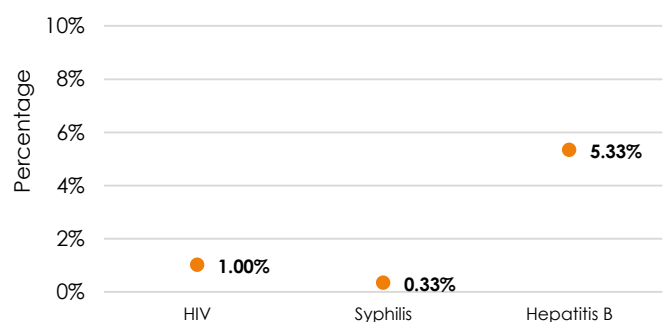


Figure 9. HIV, Syphilis and Hepatitis B prevalence, 2015 IHBS



Important Note:

Systematic sampling was the method used for the IHBS among MEW. Data presented in this factsheet have not been adjusted using sampling weights.



National HIV/AIDS & STI Surveillance and Strategic Information Unit
 Epidemiology Bureau, Department of Health
 Bldg. 19, 2nd Floor, San Lazaro Compound,
 Sta. Cruz, Manila, 1003, Philippines
 Tel: +632 651-7800 loc 2952
 Email: hivepicenter@gmail.com
 Website: www.doh.gov.ph

2015 Integrated HIV Behavioral and Serologic Surveillance Taguig City



MALES/TRANSGENDERS WHO HAVE SEX WITH MALES (M/TSM)

Inclusion Criteria: Born male, 15 years or older, who reported oral or anal sex with a male in the past 12 months

Table 1. Demographic Profile, freq (%)	
Total Sample	302
Age in years, range (median)	15-48 (20)
15 to 17 years old	76 (27%)
18 to 24 years old	135 (45%)
25 years and older	91 (28%)
Civil Status	
Single	300(99%)
Married	1 (<1%)
Separated/Widower	0 (0%)
Presently living with a partner	41 (13%)
Resident of the city	287 (94%)
Currently working	95 (30%)
Educational Attainment	
No grade completed	5 (2%)
Elementary	79 (27%)
High school	166 (54%)
Vocational, College, Post-Graduate	52 (17%)
Student	101 (36%)
Gender Expression	
Masculine	139 (46%)
Feminine	163 (54%)
Clan Member	38 (11%)
Member of at least 1 social networking site	270 (89%)
Had sex partner/s from social networking site	82 (27%)

Figure 1. Type of sex during last sex with a male partner, 2015 IHBSS

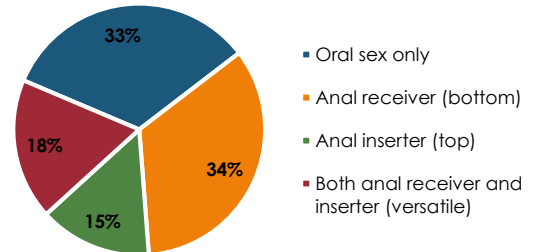


Figure 2. Gender Identity, 2015 IHBSS

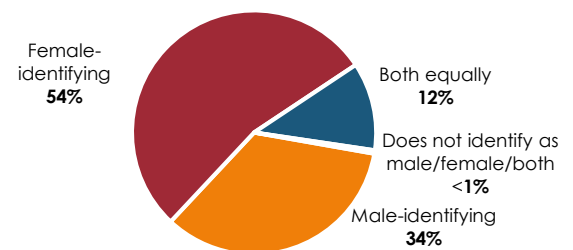
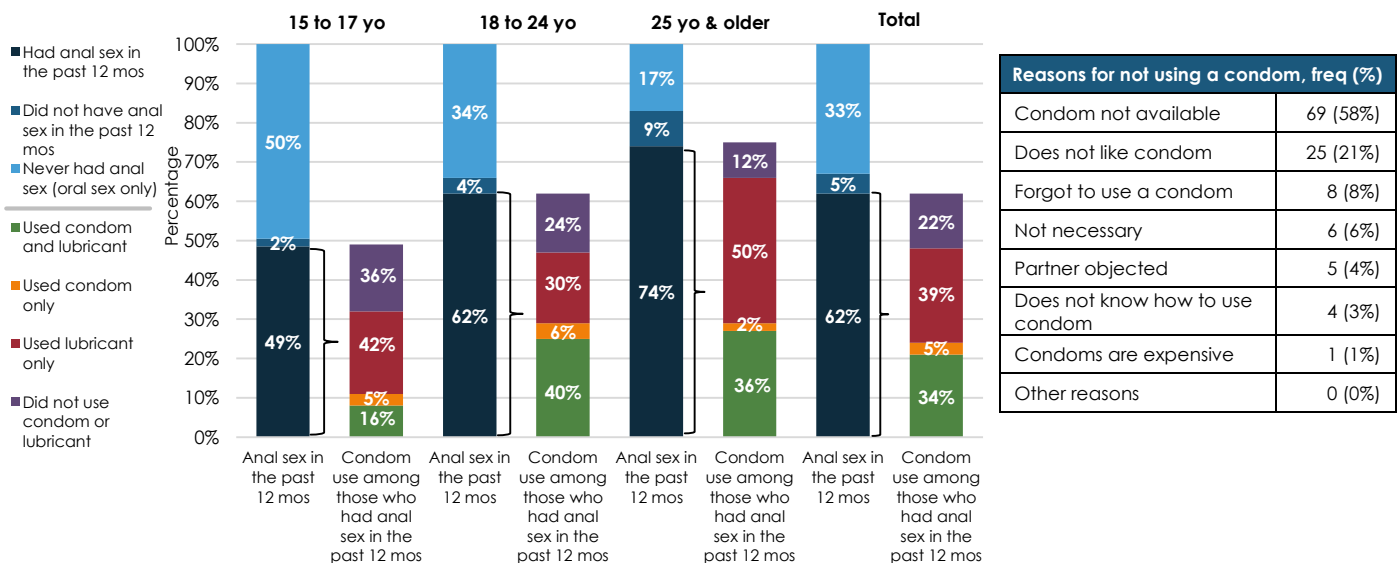


Table 2. Sexual Behavior: Age Profile in years, range (median)	
Age of first sex	5-25 (14)
Age of first sex with a male	5-25 (15)
Age of first condom use	9-46 (18)

Table 3. Number of Sex Partners*, range (median)	
Non-paying male partner (past mo)	1-20 (2)
Non-paying male partner (past 12 mos)	1-60 (3)
Paying client (past 12 mos)	1-50 (1)
Paid partner (past 12 mos)	1-30 (2)
Anal partner met online (past 12 mos)	1-20 (2)

*Number of sex partners among those who reported having sex with the specific type of partner

Figure 3. Anal Sex and Condom Use in the past 12 months, 2015 IHBSS



Reasons for not using a condom, freq (%)	
Condom not available	69 (58%)
Does not like condom	25 (21%)
Forgot to use a condom	8 (8%)
Not necessary	6 (6%)
Partner objected	5 (4%)
Does not know how to use condom	4 (3%)
Condoms are expensive	1 (1%)
Other reasons	0 (0%)

Table 4. Sex with Payment, freq (%)	15 to 17 yo	18 to 24 yo	25 yo & older	Total
Had paying male partner in the past 12 mos	25 (27%)	37 (28%)	20 (24%)	82 (26%)
Client of male sex worker in the past 12 mos	5 (7%)	25 (17%)	38 (39%)	68 (21%)

Table 5. Correctly answered knowledge questions, freq (%)	
Healthy-looking person can have HIV	275 (90%)
Having only one faithful uninfected partner	264 (86%)
Using condoms reduces the risk of HIV	269 (88%)
A person cannot get HIV from mosquitoes	239 (78%)
A person cannot get HIV from toilet bowls	229 (75%)

Figure 4. HIV Knowledge & Attitude, 2015 IHBS

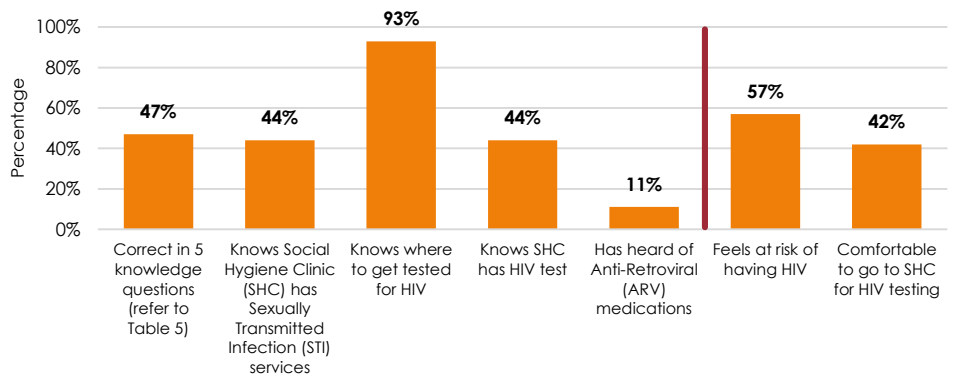
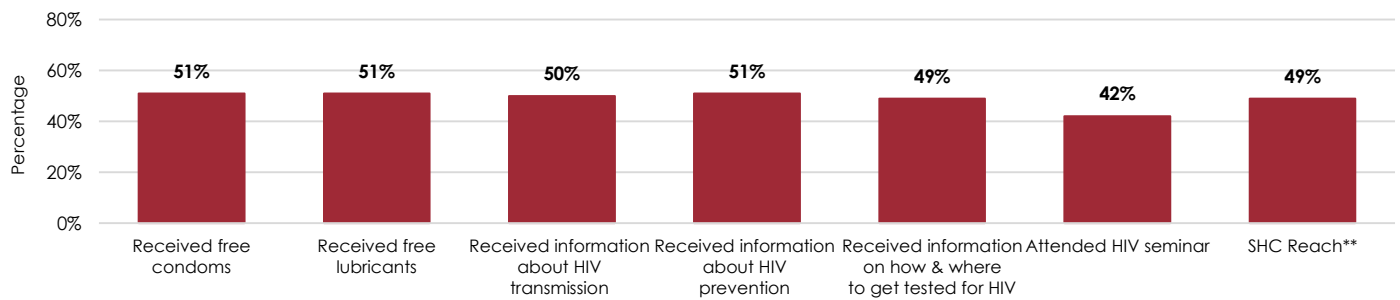


Figure 5. Access to HIV services from Social Hygiene Clinic (SHC) or Peer Educator (PE) in the past 12 months, 2015 IHBS



** SHC Reach: (a) received free condom from SHC/PE, and (b) received information on HIV transmission, prevention, testing or attended seminar from SHC/PE.

Figure 6. HIV Program Outcomes, 2015 IHBS

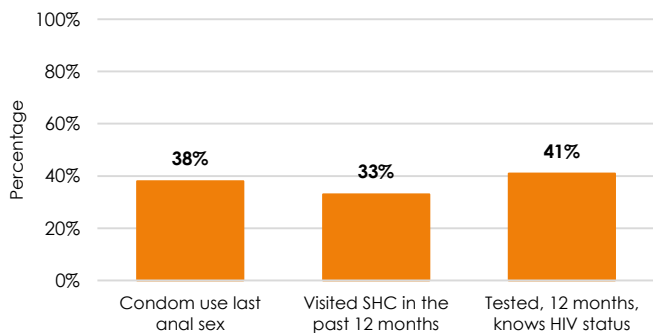


Figure 7. Tested for HIV and know status, 2015 IHBS

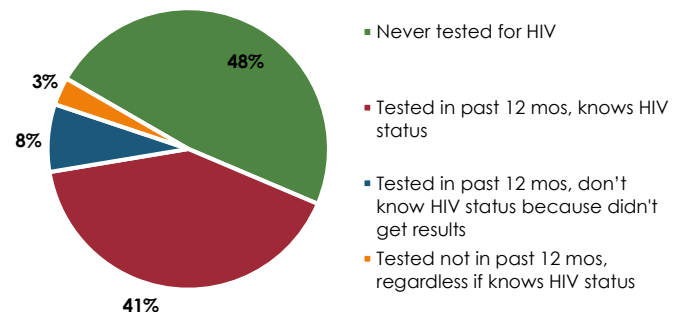


Figure 8. HIV, Syphilis and Hepatitis B prevalence, 2015 IHBS

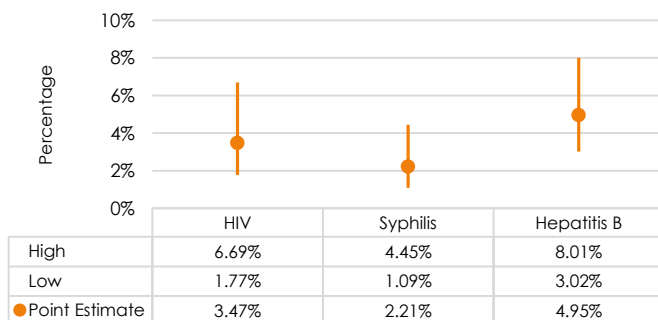
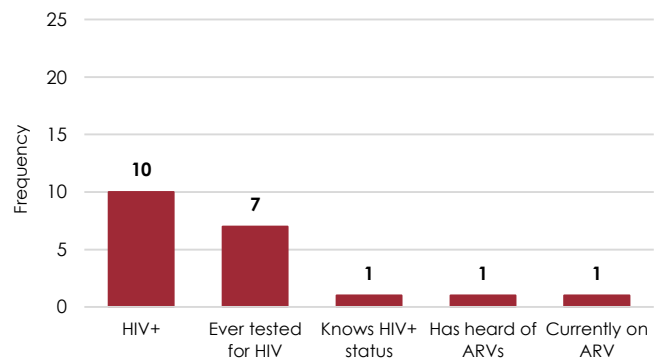


Figure 9. Cascade of HIV-positive M/TSM respondents, 2015 IHBS



Important Note:

Data presented in this factsheet have been adjusted using Time Location Sampling (TLS) weights and is not directly comparable to previous IHBS rounds.



National HIV/AIDS & STI Surveillance and Strategic Information Unit
 Epidemiology Bureau, Department of Health
 Bldg. 19, 2nd Floor, San Lazaro Compound,
 Sta. Cruz, Manila, 1003, Philippines
 Tel: +632 651-7800 loc 2952
 Email: hivepicenter@gmail.com
 Website: www.doh.gov.ph

2015 Integrated HIV Behavioral and Serologic Surveillance Parañaque City



MALES/TRANSGENDERS WHO HAVE SEX WITH MALES (M/TSM)

Inclusion Criteria: Born male, 15 years or older, who reported oral or anal sex with a male in the past 12 months

Table 1. Demographic Profile, freq (%)	
Total Sample	300
Age in years, range (median)	15-53 (20)
15 to 17 years old	72 (23%)
18 to 24 years old	157 (51%)
25 years and older	71 (26%)
Civil Status	
Single	298 (99%)
Married	2 (1%)
Separated/Widower	0 (0%)
Presently living with a partner	34 (11%)
Resident of the city	255 (87%)
Currently working	110 (38%)
Educational Attainment	
No grade completed	4 (1%)
Elementary	87 (30%)
High school	164 (53%)
Vocational, College, Post-Graduate	45 (16%)
Student	104 (34%)
Gender Expression	
Masculine	165 (59%)
Feminine	135 (41%)
Clan Member	59 (20%)
Member of at least 1 social networking site	287 (95%)
Had sex partner/s from social networking site	99 (33%)

Figure 1. Type of sex during last sex with a male partner, 2015 IHBSS

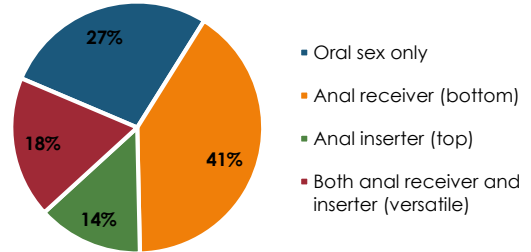


Figure 2. Gender Identity, 2015 IHBSS

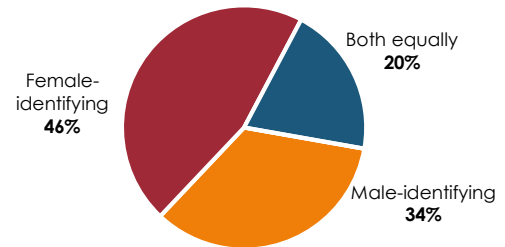


Table 2. Sexual Behavior: Age Profile in years, range (median)	
Age of first sex	5-25 (15)
Age of first sex with a male	5-29 (15)
Age of first condom use	10-35 (17)

Table 3. Number of Sex Partners*, range (median)	
Non-paying male partner (past mo)	1-30 (2)
Non-paying male partner (past 12 mos)	1-800 (3)
Paying client (past 12 mos)	1-144 (2)
Paid partner (past 12 mos)	1-500 (3)
Anal partner met online (past 12 mos)	1-20 (2)

*Number of sex partners among those who reported having sex with the specific type of partner

Figure 3. Anal Sex and Condom Use in the past 12 months, 2015 IHBSS

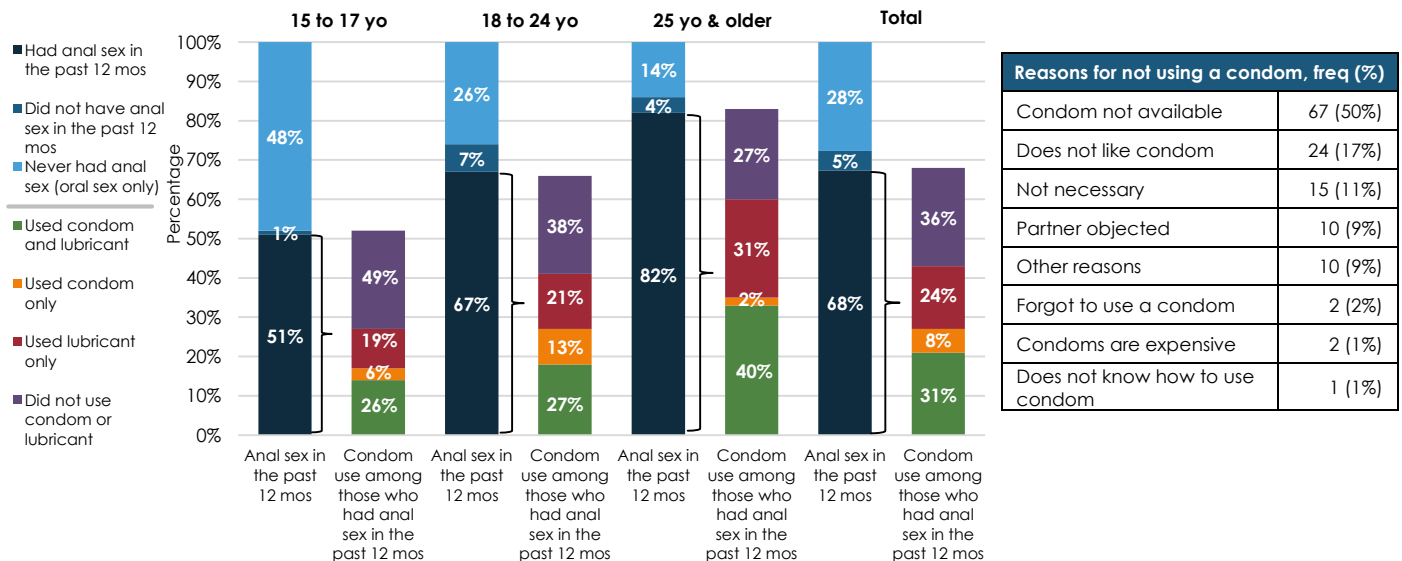


Table 4. Sex with Payment, freq (%)	15 to 17 yo	18 to 24 yo	25 yo & older	Total
Had paying male partner in the past 12 mos	32 (46%)	67 (43%)	15 (18%)	114 (37%)
Client of male sex worker in the past 12 mos	4 (5%)	21 (13%)	33 (46%)	58 (20%)

Table 5. Correctly answered knowledge questions, freq (%)	
Healthy-looking person can have HIV	257 (87%)
Having only one faithful uninfected partner	192 (62%)
Using condoms reduces the risk of HIV	245 (82%)
A person cannot get HIV from mosquitoes	177 (57%)
A person cannot get HIV from toilet bowls	204 (67%)

Figure 4. HIV Knowledge & Attitude, 2015 IHBSS

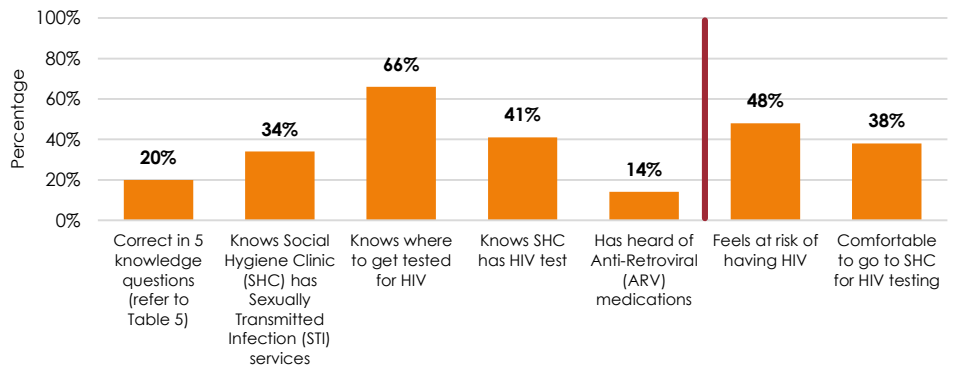
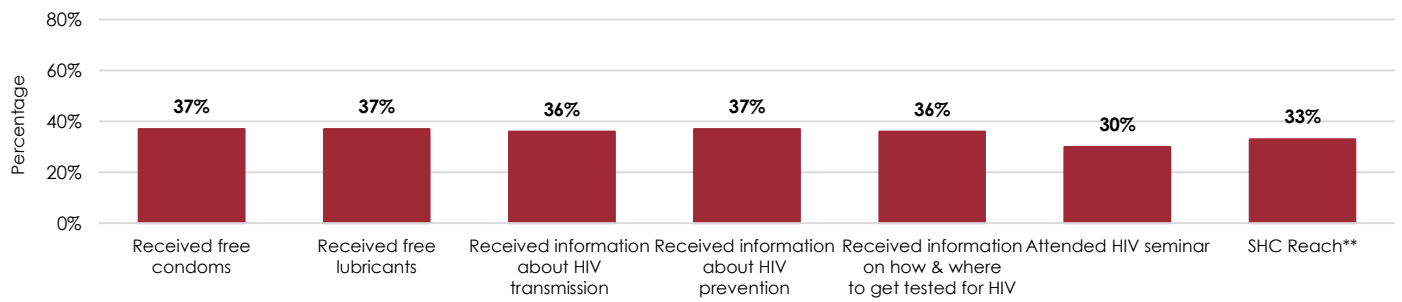


Figure 5. Access to HIV services from Social Hygiene Clinic (SHC) or Peer Educator (PE) in the past 12 months, 2015 IHBSS



** SHC Reach: (a) received free condom from SHC/PE, and (b) received information on HIV transmission, prevention, testing or attended seminar from SHC/PE.

Figure 6. HIV Program Outcomes, 2015 IHBSS

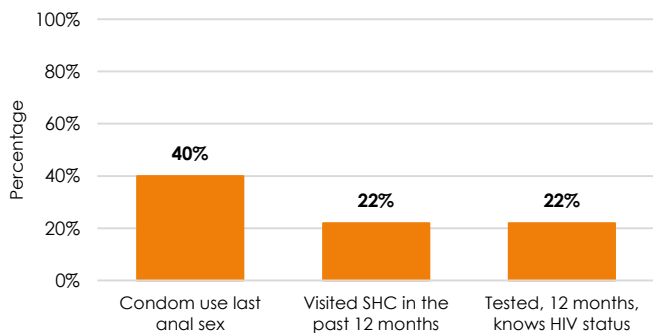


Figure 7. Tested for HIV and know status, 2015 IHBSS

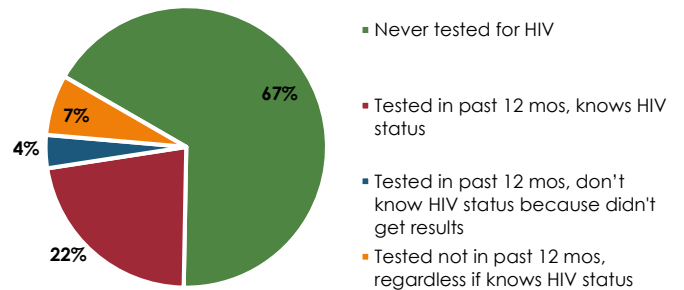


Figure 8. HIV, Syphilis and Hepatitis B prevalence, 2015 IHBSS

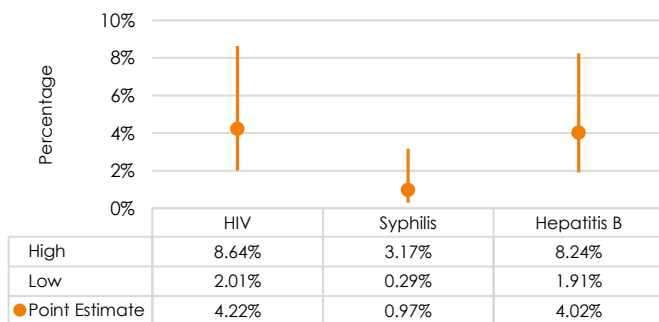
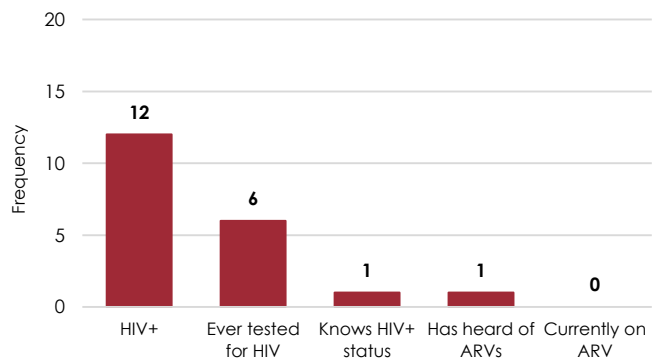


Figure 9. Cascade of HIV-positive M/TSM respondents, 2015 IHBSS



Important Note:

Data presented in this factsheet have been adjusted using Time Location Sampling (TLS) weights and is not directly comparable to previous IHBSS rounds.



National HIV/AIDS & STI Surveillance and Strategic Information Unit
 Epidemiology Bureau, Department of Health
 Bldg. 19, 2nd Floor, San Lazaro Compound,
 Sta. Cruz, Manila, 1003, Philippines
 Tel: +632 651-7800 loc 2952
 Email: hivepicenter@gmail.com
 Website: www.doh.gov.ph

2015 Integrated HIV Behavioral and Serologic Surveillance Muntinlupa City



MALES/TRANSGENDERS WHO HAVE SEX WITH MALES (M/TSM)

Inclusion Criteria: Born male, 15 years or older, who reported oral or anal sex with a male in the past 12 months

Table 1. Demographic Profile, freq (%)	
Total Sample	150
Age in years, range (median)	15-63 (24)
15 to 17 years old	14 (9%)
18 to 24 years old	74 (48%)
25 years and older	62 (44%)
Civil Status	
Single	148 (99%)
Married	1 (1%)
Separated/Widower	0 (0%)
Presently living with a partner	19 (12%)
Resident of the city	146 (96%)
Currently working	64 (47%)
Educational Attainment	
No grade completed	4 (2%)
Elementary	32 (21%)
High school	81 (52%)
Vocational, College, Post-Graduate	33 (25%)
Student	33 (21%)
Gender Expression	
Masculine	59 (40%)
Feminine	91 (60%)
Clan Member	23 (14%)
Member of at least 1 social networking site	143 (94%)
Had sex partner/s from social networking site	37 (27%)

Figure 1. Type of sex during last sex with a male partner, 2015 IHBSS

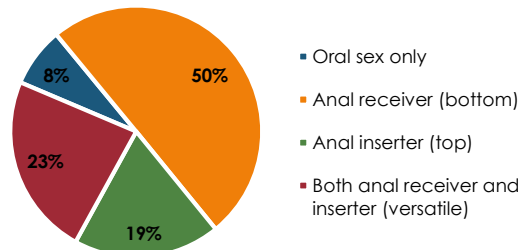


Figure 2. Gender Identity, 2015 IHBSS

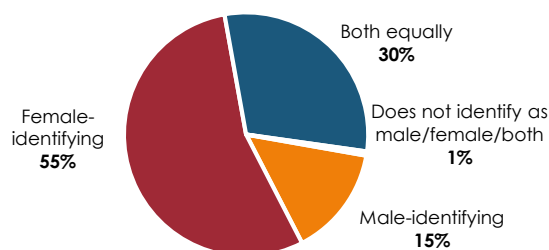
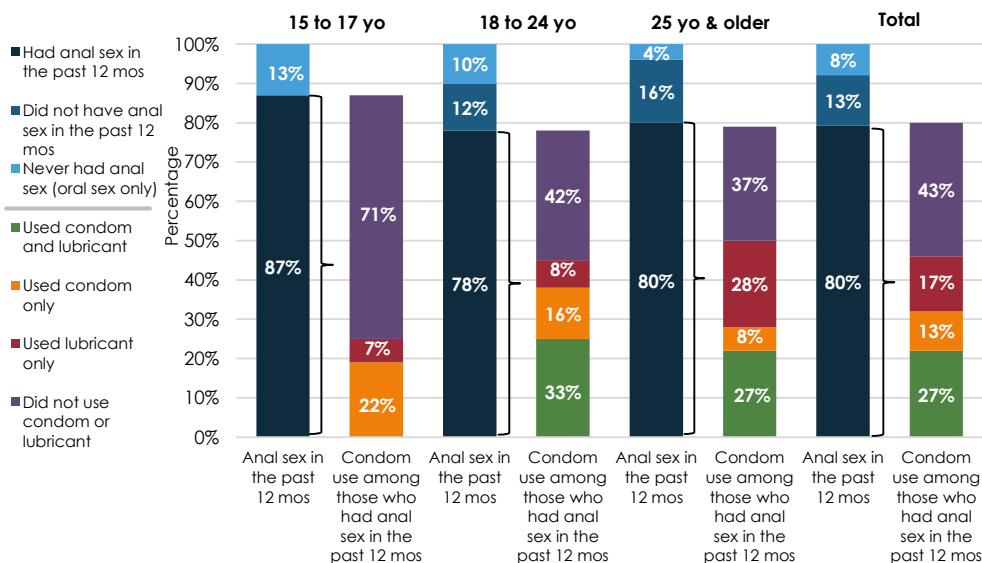


Table 2. Sexual Behavior: Age Profile in years, range (median)	
Age of first sex	5-55 (15)
Age of first sex with a male	5-61 (15)
Age of first condom use	13-61 (19)

Table 3. Number of Sex Partners*, range (median)	
Non-paying male partner (past mo)	1-10 (2)
Non-paying male partner (past 12 mos)	1-100 (4)
Paying client (past 12 mos)	1-50 (2)
Paid partner (past 12 mos)	1-35 (4)
Anal partner met online (past 12 mos)	1-50 (3)

*Number of sex partners among those who reported having sex with the specific type of partner

Figure 3. Anal Sex and Condom Use in the past 12 months, 2015 IHBSS



Reasons for not using a condom, freq (%)	
Condom not available	58 (70%)
Does not like condom	9 (14%)
Partner objected	6 (6%)
Not necessary	4 (5%)
Other reasons	3 (3%)
Forgot to use a condom	1 (1%)
Does not know how to use condom	1 (1%)
Condoms are expensive	0 (0%)

Table 4. Sex with Payment, freq (%)	15 to 17 yo	18 to 24 yo	25 yo & older	Total
Had paying male partner in the past 12 mos	3 (21%)	19 (28%)	7 (13%)	29 (21%)
Client of male sex worker in the past 12 mos	0 (0%)	18 (28%)	35 (57%)	53 (38%)

Table 5. Correctly answered knowledge questions, freq (%)	
Healthy-looking person can have HIV	138 (92%)
Having only one faithful uninfected partner	120 (80%)
Using condoms reduces the risk of HIV	134 (90%)
A person cannot get HIV from mosquitoes	104 (70%)
A person cannot get HIV from toilet bowls	114 (77%)

Figure 4. HIV Knowledge & Attitude, 2015 IHBSS

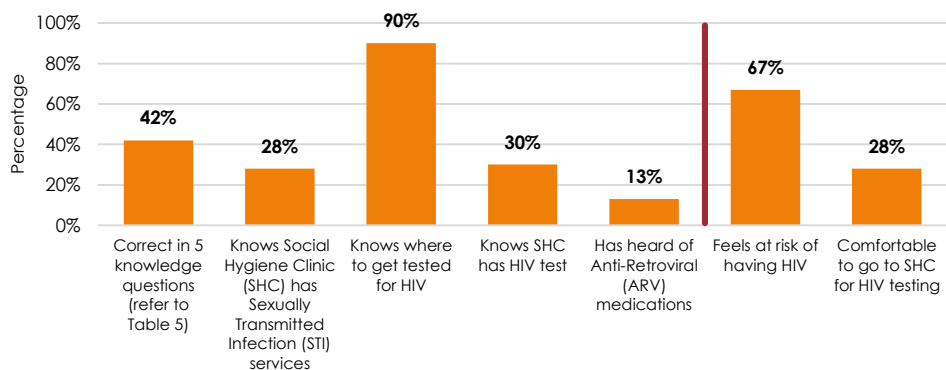
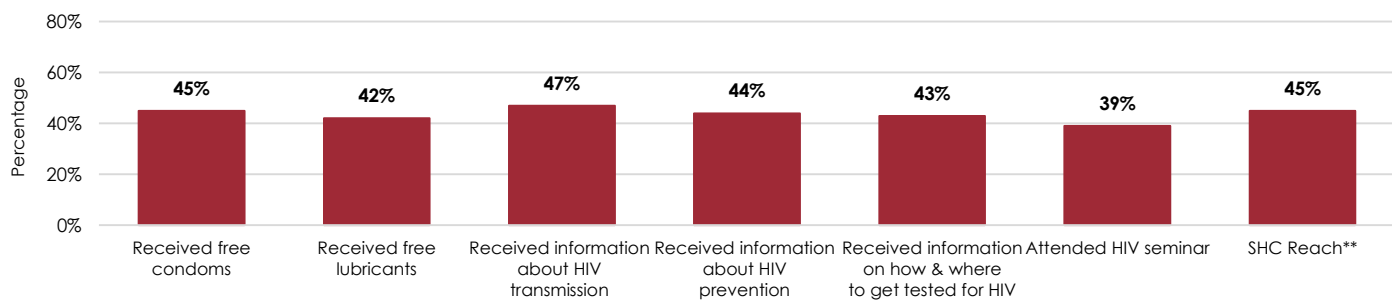


Figure 5. Access to HIV services from Social Hygiene Clinic (SHC) or Peer Educator (PE) in the past 12 months, 2015 IHBSS



** SHC Reach: (a) received free condom from SHC/PE, and (b) received information on HIV transmission, prevention, testing or attended seminar from SHC/PE.

Figure 6. HIV Program Outcomes, 2015 IHBSS

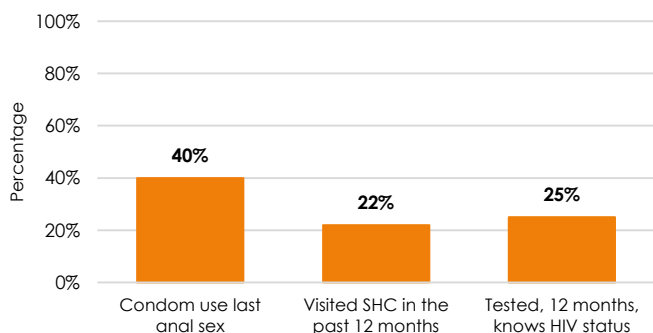


Figure 7. Tested for HIV and know status, 2015 IHBSS

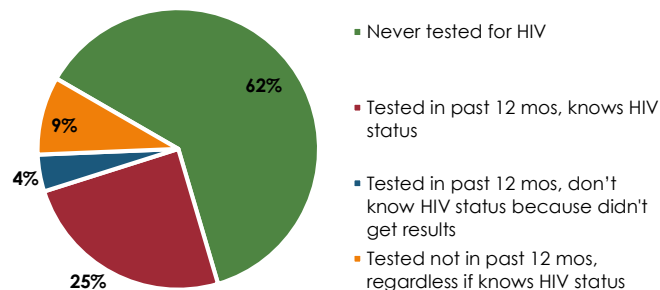
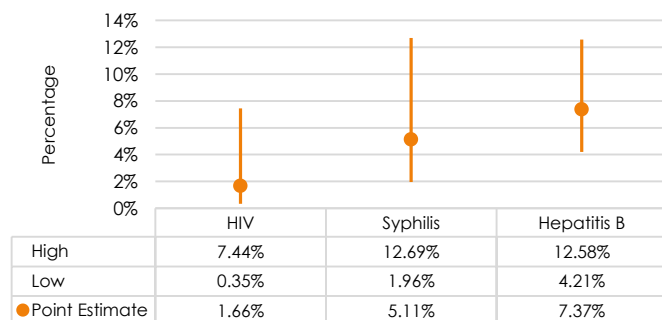


Figure 8. HIV, Syphilis and Hepatitis B prevalence, 2015 IHBSS



Important Note:

Data presented in this factsheet have been adjusted using Time Location Sampling (TLS) weights and is not directly comparable to previous IHBSS rounds.



National HIV/AIDS & STI Surveillance and Strategic Information Unit
 Epidemiology Bureau, Department of Health
 Bldg. 19, 2nd Floor, San Lazaro Compound,
 Sta. Cruz, Manila, 1003, Philippines
 Tel: +632 651-7800 loc 2952
 Email: hivepicenter@gmail.com
 Website: www.doh.gov.ph

2015 Integrated HIV Behavioral and Serologic Surveillance Valenzuela City



MALES/TRANSGENDERS WHO HAVE SEX WITH MALES (M/TSM)

Inclusion Criteria: Born male, 15 years or older, who reported oral or anal sex with a male in the past 12 months

Table 1. Demographic Profile, freq (%)	
Total Sample	303
Age in years, range (median)	15-56 (22)
15 to 17 years old	49 (16%)
18 to 24 years old	140 (45%)
25 years and older	114 (39%)
Civil Status	
Single	301 (99%)
Married	2 (<1%)
Separated/Widower	0 (0%)
Presently living with a partner	40 (13%)
Resident of the city	278 (91%)
Currently working	137 (43%)
Educational Attainment	
No grade completed	8 (2%)
Elementary	78 (25%)
High school	172 (58%)
Vocational, College, Post-Graduate	45 (14%)
Student	64 (21%)
Gender Expression	
Masculine	164 (55%)
Feminine	139 (45%)
Clan Member	21 (9%)
Member of at least 1 social networking site	286 (95%)
Had sex partner/s from social networking site	56 (20%)

Figure 1. Type of sex during last sex with a male partner, 2015 IHBSS

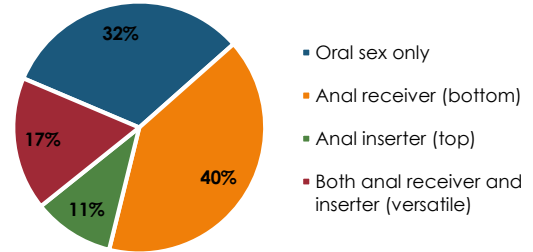


Figure 2. Gender Identity, 2015 IHBSS

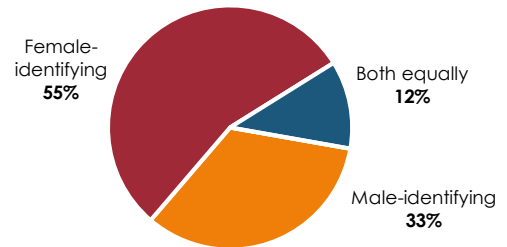


Table 2. Sexual Behavior: Age Profile in years, range (median)	
Age of first sex	1-28 (15)
Age of first sex with a male	6-29 (16)
Age of first condom use	12-43 (19)

Table 3. Number of Sex Partners*, range (median)	
Non-paying male partner (past mo)	1-15 (1)
Non-paying male partner (past 12 mos)	1-200 (3)
Paying client (past 12 mos)	1-40 (2)
Paid partner (past 12 mos)	1-200 (4)
Anal partner met online (past 12 mos)	1-50 (3)

*Number of sex partners among those who reported having sex with the specific type of partner

Figure 3. Anal Sex and Condom Use in the past 12 months, 2015 IHBSS

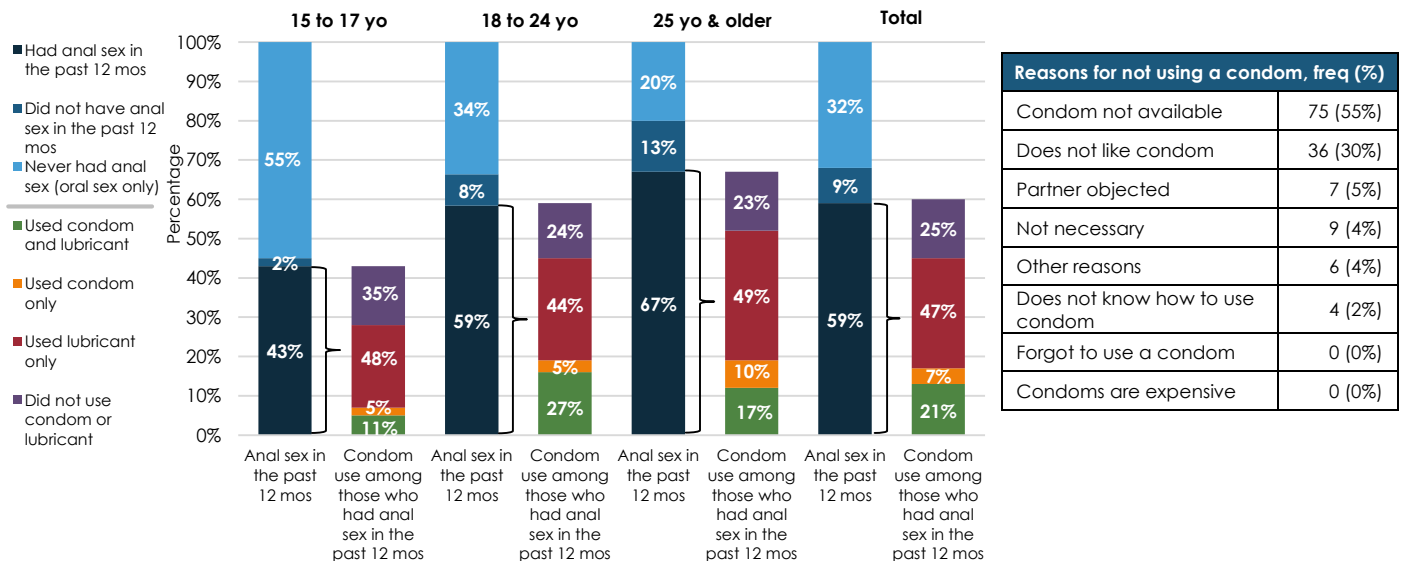


Table 4. Sex with Payment, freq (%)	15 to 17 yo	18 to 24 yo	25 yo & older	Total
Had paying male partner in the past 12 mos	25 (52%)	47 (33%)	18 (17%)	90 (30%)
Client of male sex worker in the past 12 mos	4 (8%)	32 (23%)	54 (44%)	90 (29%)

Table 5. Correctly answered knowledge questions, freq (%)	
Healthy-looking person can have HIV	267 (88%)
Having only one faithful uninfected partner	252 (83%)
Using condoms reduces the risk of HIV	258 (84%)
A person cannot get HIV from mosquitoes	211 (69%)
A person cannot get HIV from toilet bowls	199 (66%)

Figure 4. HIV Knowledge & Attitude, 2015 IHBSS

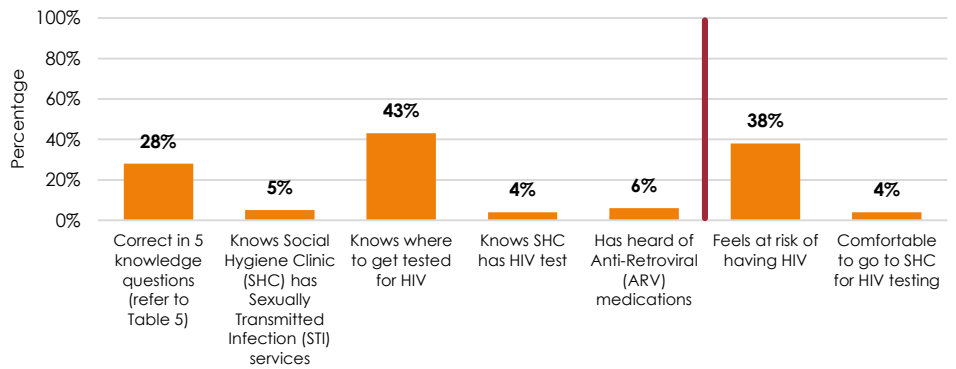
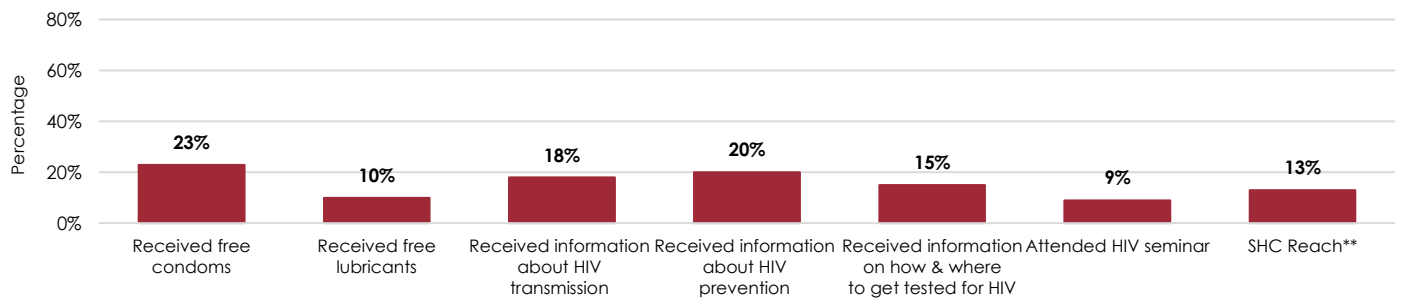


Figure 5. Access to HIV services from Social Hygiene Clinic (SHC) or Peer Educator (PE) in the past 12 months, 2015 IHBSS



** SHC Reach: (a) received free condom from SHC/PE, and (b) received information on HIV transmission, prevention, testing or attended seminar from SHC/PE.

Figure 6. HIV Program Outcomes, 2015 IHBSS

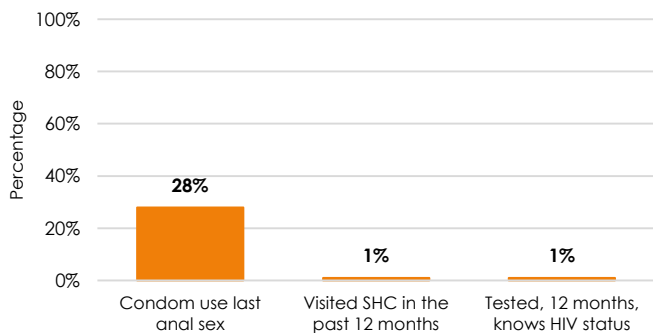


Figure 7. Tested for HIV and know status, 2015 IHBSS

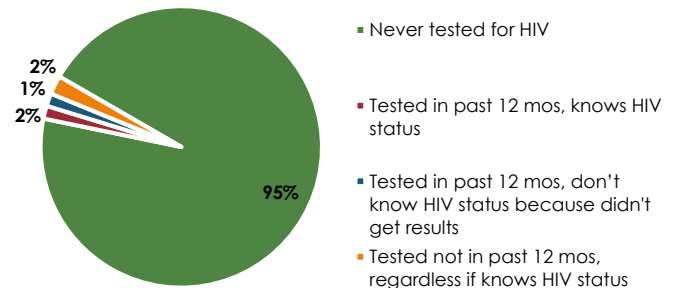
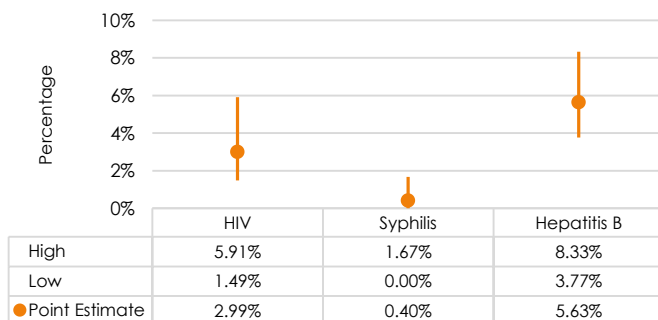


Figure 8. HIV, Syphilis and Hepatitis B prevalence, 2015 IHBSS



Important Note:

Data presented in this factsheet have been adjusted using Time Location Sampling (TLS) weights and is not directly comparable to previous IHBSS rounds.



National HIV/AIDS & STI Surveillance and Strategic Information Unit
 Epidemiology Bureau, Department of Health
 Bldg. 19, 2nd Floor, San Lazaro Compound,
 Sta. Cruz, Manila, 1003, Philippines
 Tel: +632 651-7800 loc 2952
 Email: hivepicenter@gmail.com
 Website: www.doh.gov.ph

2015 Integrated HIV Behavioral and Serologic Surveillance Las Piñas City



MALES/TRANSGENDERS WHO HAVE SEX WITH MALES (M/TSM)

Inclusion Criteria: Born male, 15 years or older, who reported oral or anal sex with a male in the past 12 months

Table 1. Demographic Profile, freq (%)	
Total Sample	155
Age in years, range (median)	15-55 (21)
15 to 17 years old	36 (23%)
18 to 24 years old	71 (45%)
25 years and older	48 (32%)
Civil Status	
Single	151 (98%)
Married	1 (<1%)
Separated/Widower	2 (1%)
Presently living with a partner	24 (16%)
Resident of the city	148 (95%)
Currently working	55 (37%)
Educational Attainment	
No grade completed	10 (6%)
Elementary	46 (31%)
High school	72 (45%)
Vocational, College, Post-Graduate	27 (19%)
Student	41 (25%)
Gender Expression	
Masculine	63 (41%)
Feminine	92 (59%)
Clan Member	22 (14%)
Member of at least 1 social networking site	150 (96%)
Had sex partner/s from social networking site	35 (22%)

Figure 1. Type of sex during last sex with a male partner, 2015 IHBSS

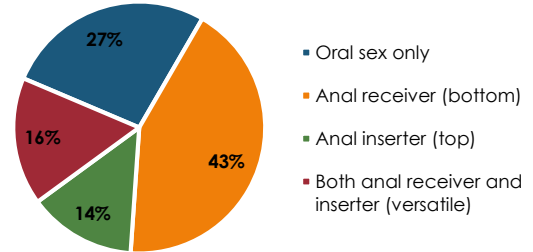


Figure 2. Gender Identity, 2015 IHBSS

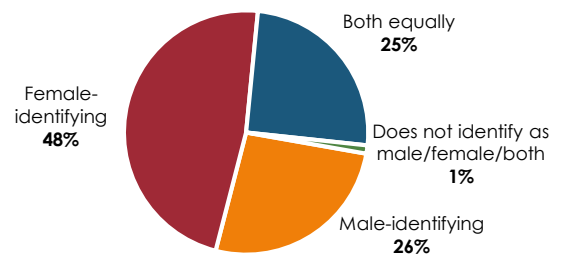
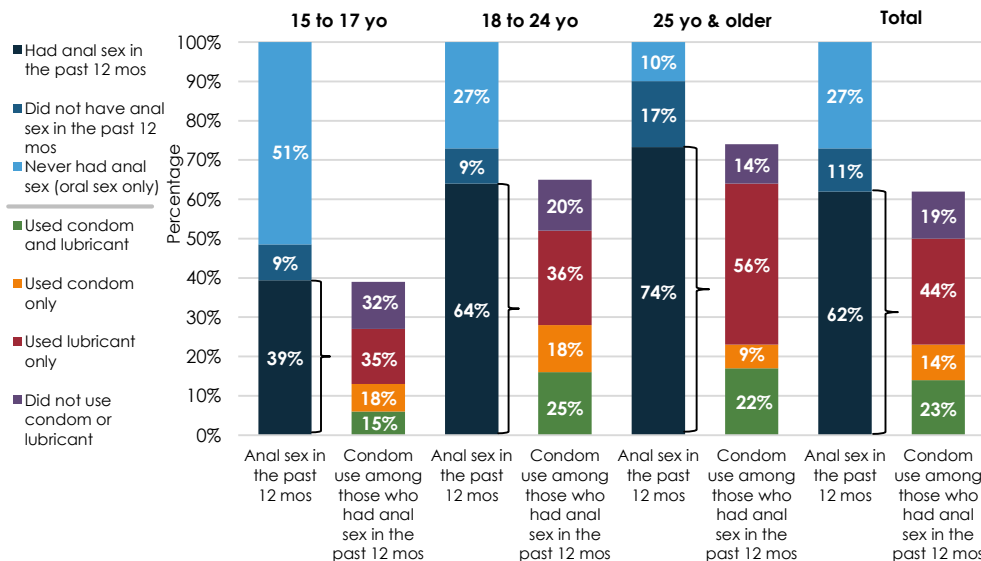


Table 2. Sexual Behavior: Age Profile in years, range (median)	
Age of first sex	7-25 (15)
Age of first sex with a male	7-25 (15)
Age of first condom use	8-43 (18)

Table 3. Number of Sex Partners*, range (median)	
Non-paying male partner (past mo)	1-20 (1)
Non-paying male partner (past 12 mos)	1-80 (3)
Paying client (past 12 mos)	1-60 (3)
Paid partner (past 12 mos)	1-25 (3)
Anal partner met online (past 12 mos)	1-14 (1)

*Number of sex partners among those who reported having sex with the specific type of partner

Figure 3. Anal Sex and Condom Use in the past 12 months, 2015 IHBSS



Reasons for not using a condom, freq (%)	
Condom not available	41 (73%)
Not necessary	6 (12%)
Does not like condom	3 (5%)
Other reasons	2 (5%)
Partner objected	1 (2%)
Forgot to use a condom	1 (2%)
Does not know how to use condom	0 (0%)
Condoms are expensive	0 (0%)

Table 4. Sex with Payment, freq (%)	15 to 17 yo	18 to 24 yo	25 yo & older	Total
Had paying male partner in the past 12 mos	19 (54%)	23 (32%)	5 (10%)	47 (30%)
Client of male sex worker in the past 12 mos	3 (8%)	8 (10%)	17 (37%)	28 (18%)

Table 5. Correctly answered knowledge questions, freq (%)	
Healthy-looking person can have HIV	130 (83%)
Having only one faithful uninfected partner	131 (83%)
Using condoms reduces the risk of HIV	141 (90%)
A person cannot get HIV from mosquitoes	105 (68%)
A person cannot get HIV from toilet bowls	108 (71%)

Figure 4. HIV Knowledge & Attitude, 2015 IHBS

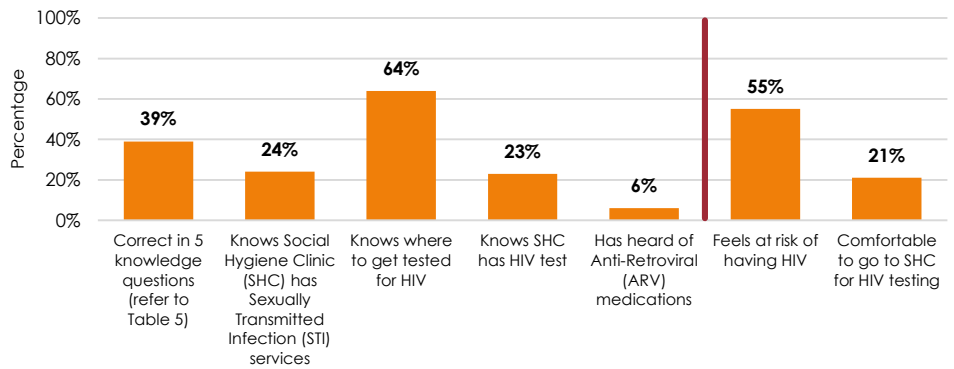
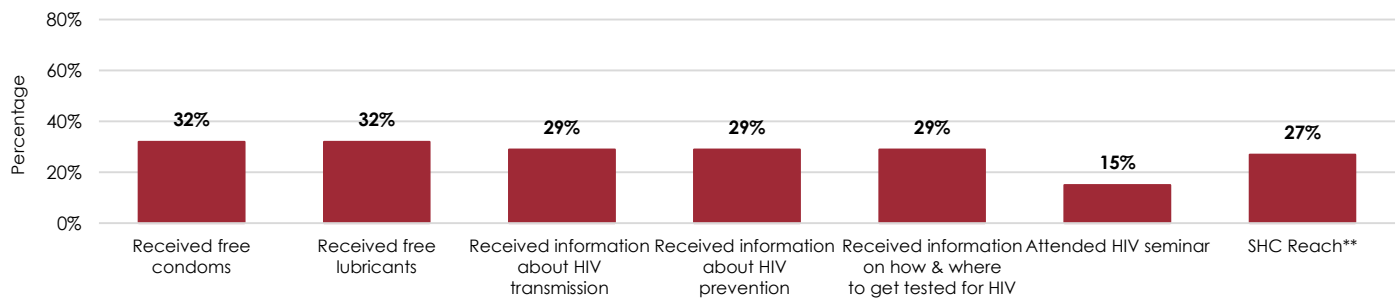


Figure 5. Access to HIV services from Social Hygiene Clinic (SHC) or Peer Educator (PE) in the past 12 months, 2015 IHBS



** SHC Reach: (a) received free condom from SHC/PE, and (b) received information on HIV transmission, prevention, testing or attended seminar from SHC/PE.

Figure 6. HIV Program Outcomes, 2015 IHBS

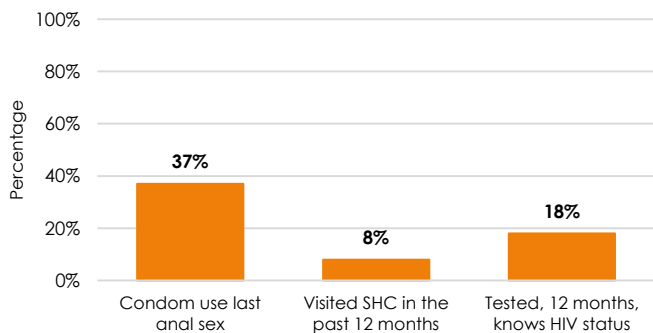


Figure 7. Tested for HIV and know status, 2015 IHBS

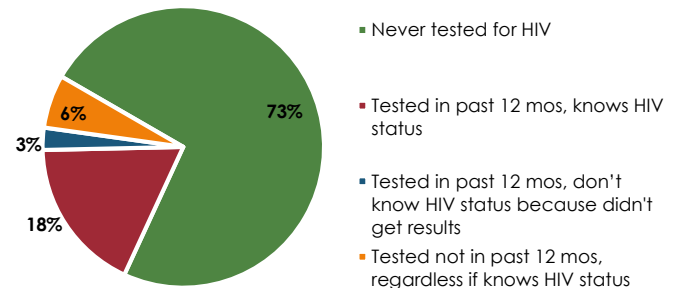


Figure 8. HIV, Syphilis and Hepatitis B prevalence, 2015 IHBS

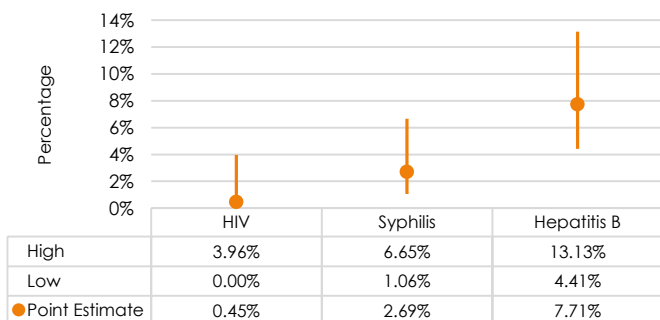
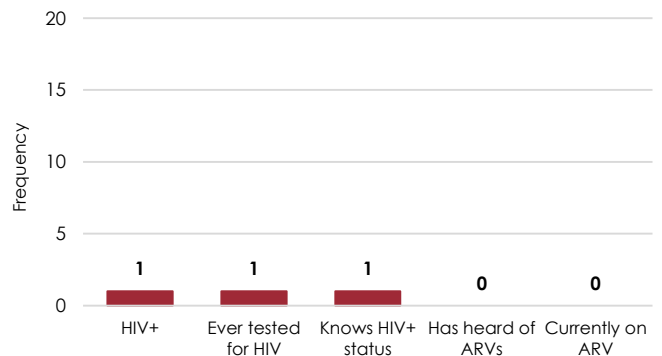


Figure 9. Cascade of HIV-positive M/TSM respondents, 2015 IHBS



Important Note:

Data presented in this factsheet have been adjusted using Time Location Sampling (TLS) weights and is not directly comparable to previous IHBS rounds.



National HIV/AIDS & STI Surveillance and Strategic Information Unit
 Epidemiology Bureau, Department of Health
 Bldg. 19, 2nd Floor, San Lazaro Compound,
 Sta. Cruz, Manila, 1003, Philippines
 Tel: +632 651-7800 loc 2952
 Email: hivepicenter@gmail.com
 Website: www.doh.gov.ph

2015 Integrated HIV Behavioral and Serologic Surveillance Malabon City



MALES/TRANSGENDERS WHO HAVE SEX WITH MALES (M/TSM)

Inclusion Criteria: Born male, 15 years or older, who reported oral or anal sex with a male in the past 12 months

Table 1. Demographic Profile, freq (%)	
Total Sample	152
Age in years, range (median)	15-52 (25)
15 to 17 years old	16 (9%)
18 to 24 years old	54 (40%)
25 years and older	82 (52%)
Civil Status	
Single	150 (99%)
Married	2 (1%)
Separated/Widower	0 (0%)
Presently living with a partner	47 (24%)
Resident of the city	147 (97%)
Currently working	54 (35%)
Educational Attainment	
No grade completed	8 (4%)
Elementary	31 (21%)
High school	88 (58%)
Vocational, College, Post-Graduate	25 (17%)
Student	29 (19%)
Gender Expression	
Masculine	38 (24%)
Feminine	114 (76%)
Clan Member	8 (5%)
Member of at least 1 social networking site	111 (74%)
Had sex partner/s from social networking site	79 (53%)

Figure 1. Type of sex during last sex with a male partner, 2015 IHBSS

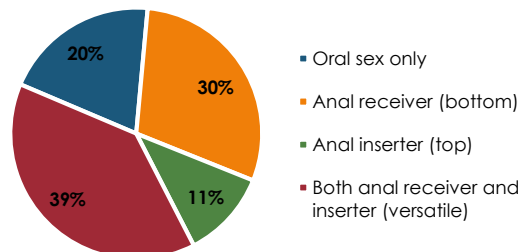


Figure 2. Gender Identity, 2015 IHBSS

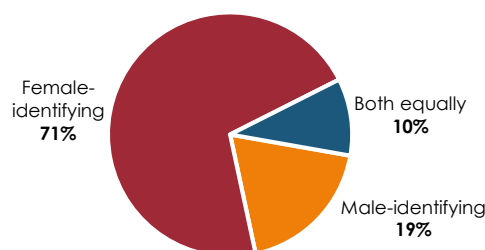
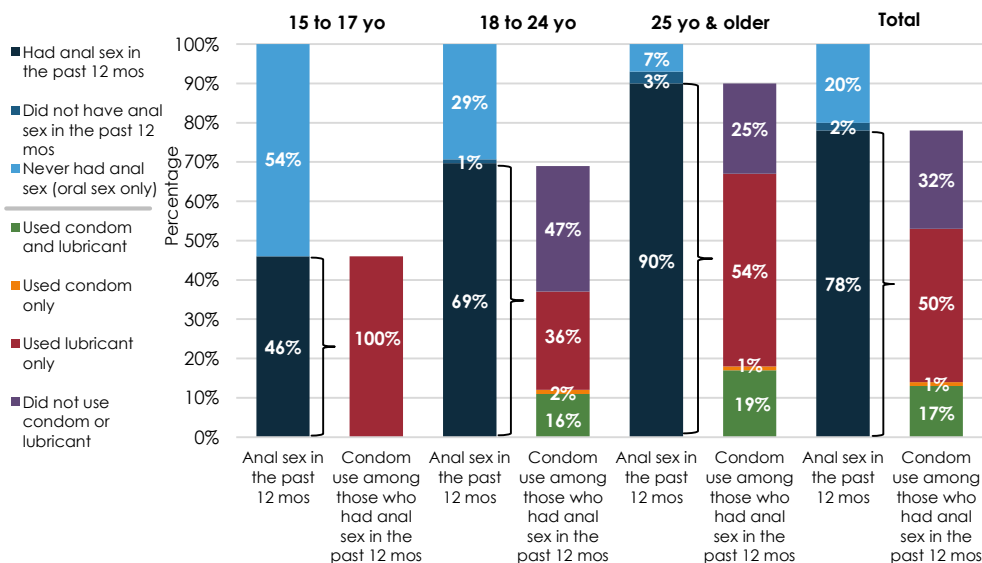


Table 2. Sexual Behavior: Age Profile in years, range (median)	
Age of first sex	7-26 (16)
Age of first sex with a male	7-26 (16)
Age of first condom use	12-40 (19)

Table 3. Number of Sex Partners*, range (median)	
Non-paying male partner (past mo)	1-30 (2)
Non-paying male partner (past 12 mos)	1-100 (8)
Paying client (past 12 mos)	1-40 (7)
Paid partner (past 12 mos)	1-50 (6)
Anal partner met online (past 12 mos)	1-23 (3)

*Number of sex partners among those who reported having sex with the specific type of partner

Figure 3. Anal Sex and Condom Use in the past 12 months, 2015 IHBSS



Reasons for not using a condom, freq (%)	
Condom not available	25 (36%)
Not necessary	27 (30%)
Does not like condom	16 (19%)
Partner objected	8 (9%)
Other reasons	1 (2%)
Condoms are expensive	2 (1%)
Forgot to use a condom	2 (1%)
Does not know how to use condom	1 (1%)

Table 4. Sex with Payment, freq (%)	15 to 17 yo	18 to 24 yo	25 yo & older	Total
Had paying male partner in the past 12 mos	3 (17%)	19 (34%)	26 (33%)	48 (32%)
Client of male sex worker in the past 12 mos	4 (26%)	26 (52%)	39 (50%)	69 (49%)

Table 5. Correctly answered knowledge questions, freq (%)	
Healthy-looking person can have HIV	122 (81%)
Having only one faithful uninfected partner	118 (77%)
Using condoms reduces the risk of HIV	131 (87%)
A person cannot get HIV from mosquitoes	100 (68%)
A person cannot get HIV from toilet bowls	110 (73%)

Figure 4. HIV Knowledge & Attitude, 2015 IHBSS

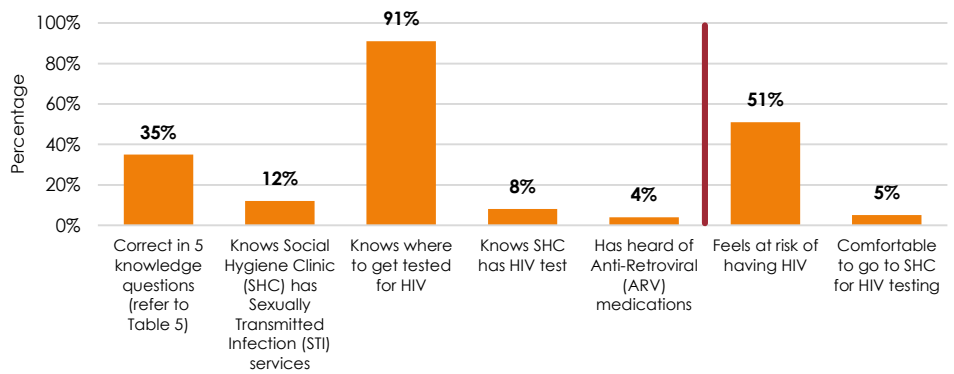
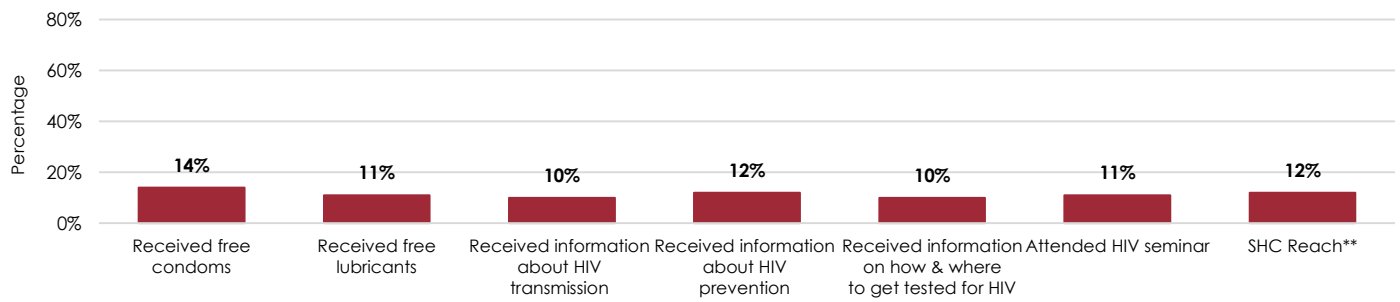


Figure 5. Access to HIV services from Social Hygiene Clinic (SHC) or Peer Educator (PE) in the past 12 months, 2015 IHBSS



** SHC Reach: (a) received free condom from SHC/PE, and (b) received information on HIV transmission, prevention, testing or attended seminar from SHC/PE.

Figure 6. HIV Program Outcomes, 2015 IHBSS

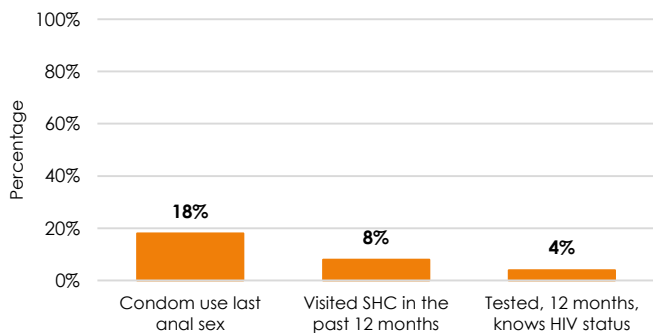


Figure 7. Tested for HIV and know status, 2015 IHBSS

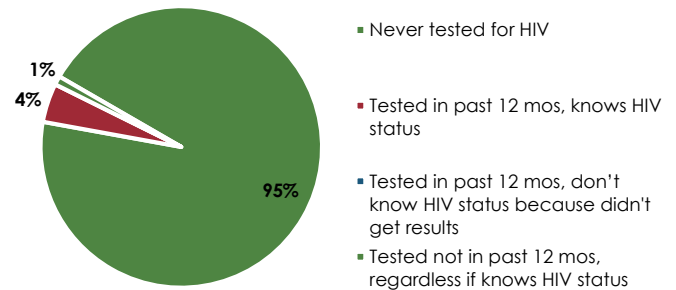
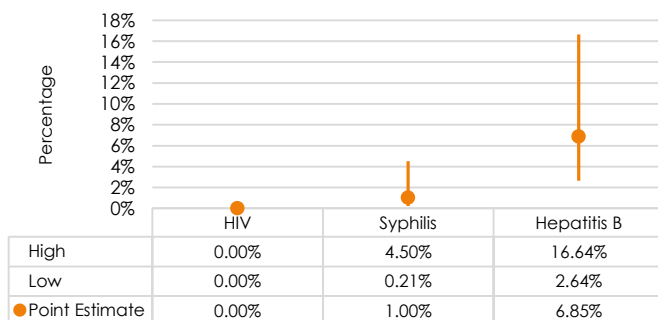


Figure 8. HIV, Syphilis and Hepatitis B prevalence, 2015 IHBSS



Important Note:

Data presented in this factsheet have been adjusted using Time Location Sampling (TLS) weights and is not directly comparable to previous IHBSS rounds.



National HIV/AIDS & STI Surveillance and Strategic Information Unit
 Epidemiology Bureau, Department of Health
 Bldg. 19, 2nd Floor, San Lazaro Compound,
 Sta. Cruz, Manila, 1003, Philippines
 Tel: +632 651-7800 loc 2952
 Email: hivepicenter@gmail.com
 Website: www.doh.gov.ph

2015 Integrated HIV Behavioral and Serologic Surveillance Navotas City



MALES/TRANSGENDERS WHO HAVE SEX WITH MALES (M/TSM)

Inclusion Criteria: Born male, 15 years or older, who reported oral or anal sex with a male in the past 12 months

Table 1. Demographic Profile, freq (%)	
Total Sample	152
Age in years, range (median)	15-60 (23)
15 to 17 years old	27 (17%)
18 to 24 years old	61 (42%)
25 years and older	64 (42%)
Civil Status	
Single	145 (97%)
Married	4 (2%)
Separated/Widower	3 (2%)
Presently living with a partner	15 (8%)
Resident of the city	141 (93%)
Currently working	41 (26%)
Educational Attainment	
No grade completed	11 (10%)
Elementary	55 (34%)
High school	65 (43%)
Vocational, College, Post-Graduate	21 (14%)
Student	37 (24%)
Gender Expression	
Masculine	55 (33%)
Feminine	97 (67%)
Clan Member	21 (13%)
Member of at least 1 social networking site	121 (80%)
Had sex partner/s from social networking site	94 (66%)

Figure 1. Type of sex during last sex with a male partner, 2015 IHBSS

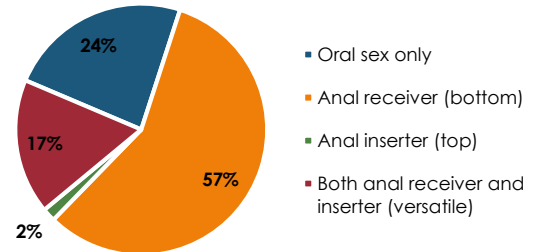


Figure 2. Gender Identity, 2015 IHBSS

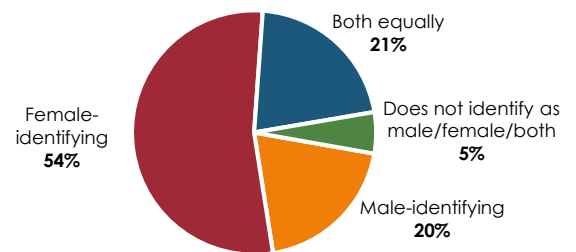


Table 2. Sexual Behavior: Age Profile in years, range (median)	
Age of first sex	9-24 (15)
Age of first sex with a male	9-25 (15)
Age of first condom use	13-30 (18)

Table 3. Number of Sex Partners*, range (median)	
Non-paying male partner (past mo)	1-12 (2)
Non-paying male partner (past 12 mos)	1-100 (7)
Paying client (past 12 mos)	1-21 (2)
Paid partner (past 12 mos)	1-50 (3)
Anal partner met online (past 12 mos)	1-15 (3)

*Number of sex partners among those who reported having sex with the specific type of partner

Figure 3. Anal Sex and Condom Use in the past 12 months, 2015 IHBSS

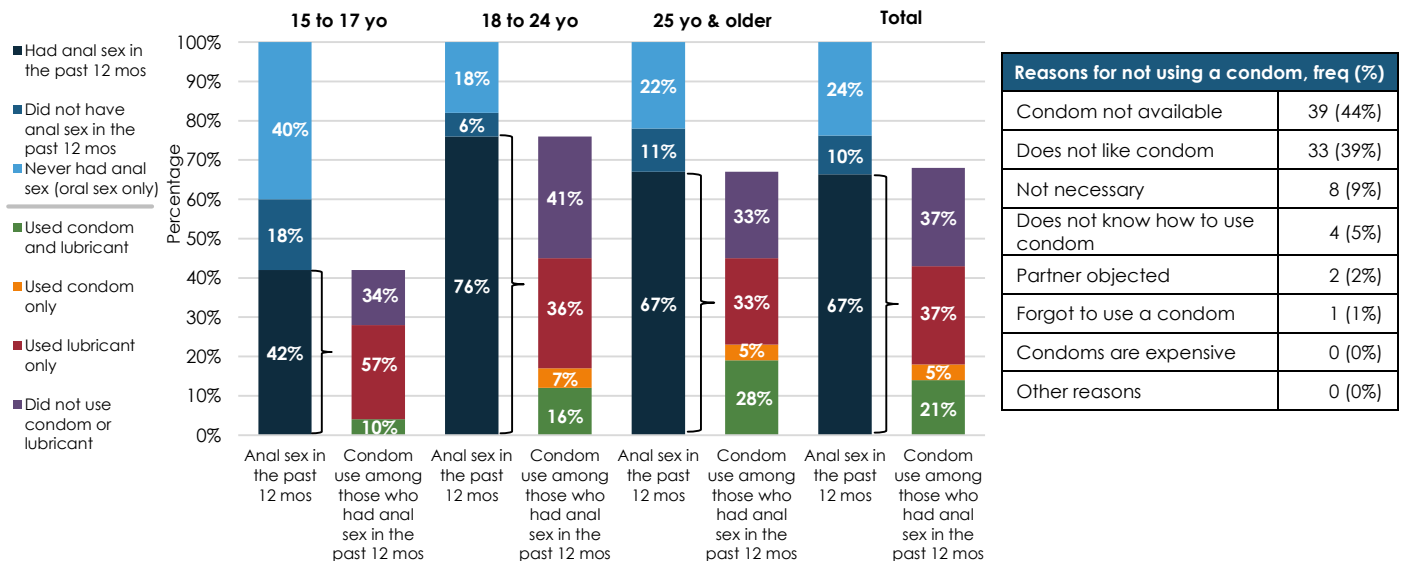


Table 4. Sex with Payment, freq (%)	15 to 17 yo	18 to 24 yo	25 yo & older	Total
Had paying male partner in the past 12 mos	3 (9%)	6 (8%)	16 (23%)	25 (14%)
Client of male sex worker in the past 12 mos	8 (33%)	28 (51%)	38 (63%)	74 (53%)

Table 5. Correctly answered knowledge questions, freq (%)	
Healthy-looking person can have HIV	114 (76%)
Having only one faithful uninfected partner	107 (72%)
Using condoms reduces the risk of HIV	121 (80%)
A person cannot get HIV from mosquitoes	107 (73%)
A person cannot get HIV from toilet bowls	104 (71%)

Figure 4. HIV Knowledge & Attitude, 2015 IHBSS

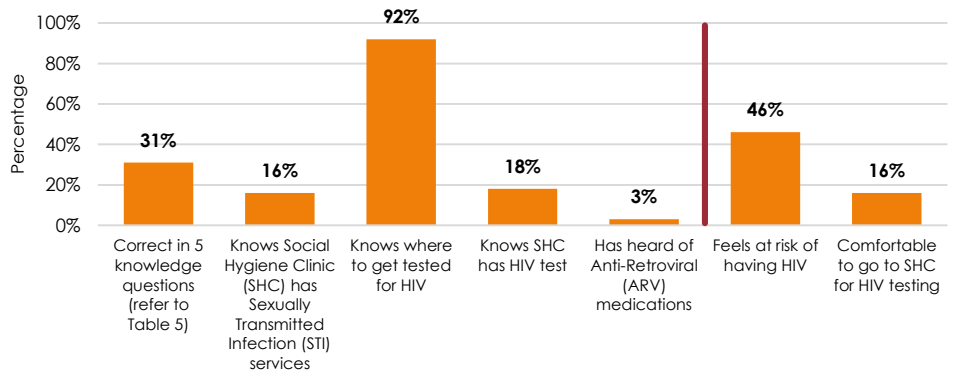
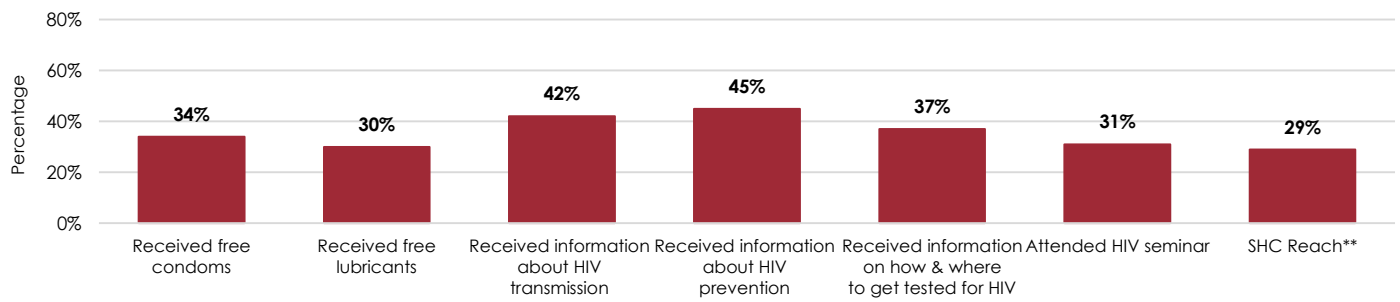


Figure 5. Access to HIV services from Social Hygiene Clinic (SHC) or Peer Educator (PE) in the past 12 months, 2015 IHBSS



** SHC Reach: (a) received free condom from SHC/PE, and (b) received information on HIV transmission, prevention, testing or attended seminar from SHC/PE.

Figure 6. HIV Program Outcomes, 2015 IHBSS

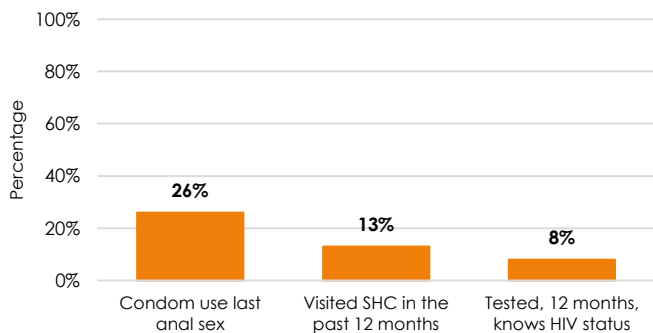


Figure 7. Tested for HIV and know status, 2015 IHBSS

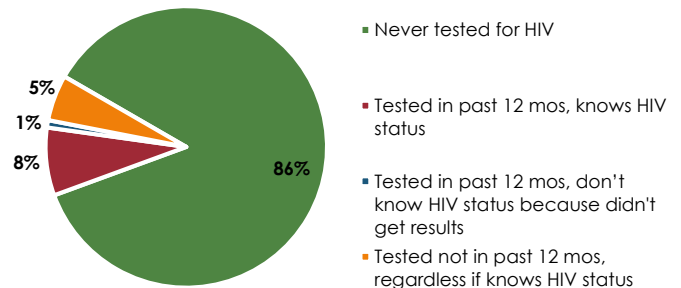
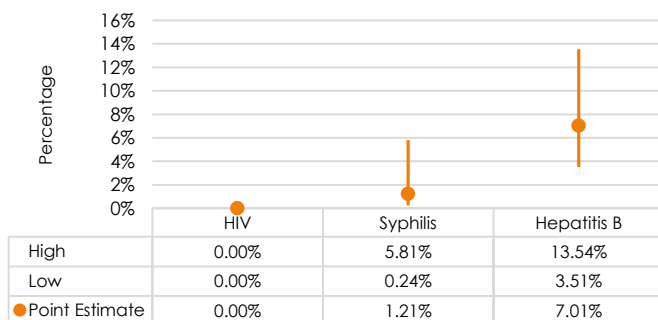


Figure 8. HIV, Syphilis and Hepatitis B prevalence, 2015 IHBSS



Important Note:

Data presented in this factsheet have been adjusted using Time Location Sampling (TLS) weights and is not directly comparable to previous IHBSS rounds.



National HIV/AIDS & STI Surveillance and Strategic Information Unit
 Epidemiology Bureau, Department of Health
 Bldg. 19, 2nd Floor, San Lazaro Compound,
 Sta. Cruz, Manila, 1003, Philippines
 Tel: +632 651-7800 loc 2952
 Email: hivepicenter@gmail.com
 Website: www.doh.gov.ph

2015 Integrated HIV Behavioral and Serologic Surveillance San Juan City



MALES/TRANSGENDERS WHO HAVE SEX WITH MALES (M/TSM)

Inclusion Criteria: Born male, 15 years or older, who reported oral or anal sex with a male in the past 12 months

Table 1. Demographic Profile, freq (%)	
Total Sample	151
Age in years, range (median)	15-52 (23)
15 to 17 years old	19 (15%)
18 to 24 years old	68 (44%)
25 years and older	64 (40%)
Civil Status	
Single	147 (97%)
Married	2 (2%)
Separated/Widower	2 (1%)
Presently living with a partner	17 (12%)
Resident of the city	142 (94%)
Currently working	67 (42%)
Educational Attainment	
No grade completed	1 (1%)
Elementary	35 (24%)
High school	87 (58%)
Vocational, College, Post-Graduate	28 (18%)
Student	33 (25%)
Gender Expression	
Masculine	110 (75%)
Feminine	41 (25%)
Clan Member	24 (16%)
Member of at least 1 social networking site	140 (94%)
Had sex partner/s from social networking site	36 (22%)

Figure 1. Type of sex during last sex with a male partner, 2015 IHBSS

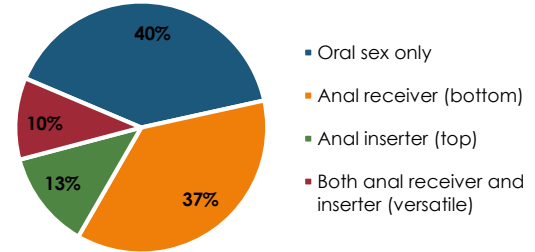


Figure 2. Gender Identity, 2015 IHBSS

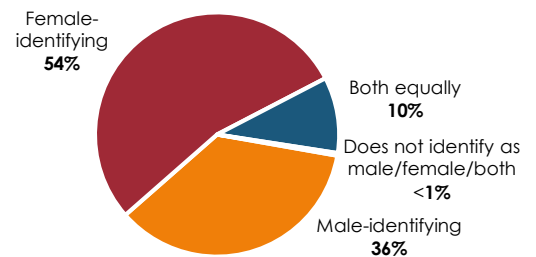
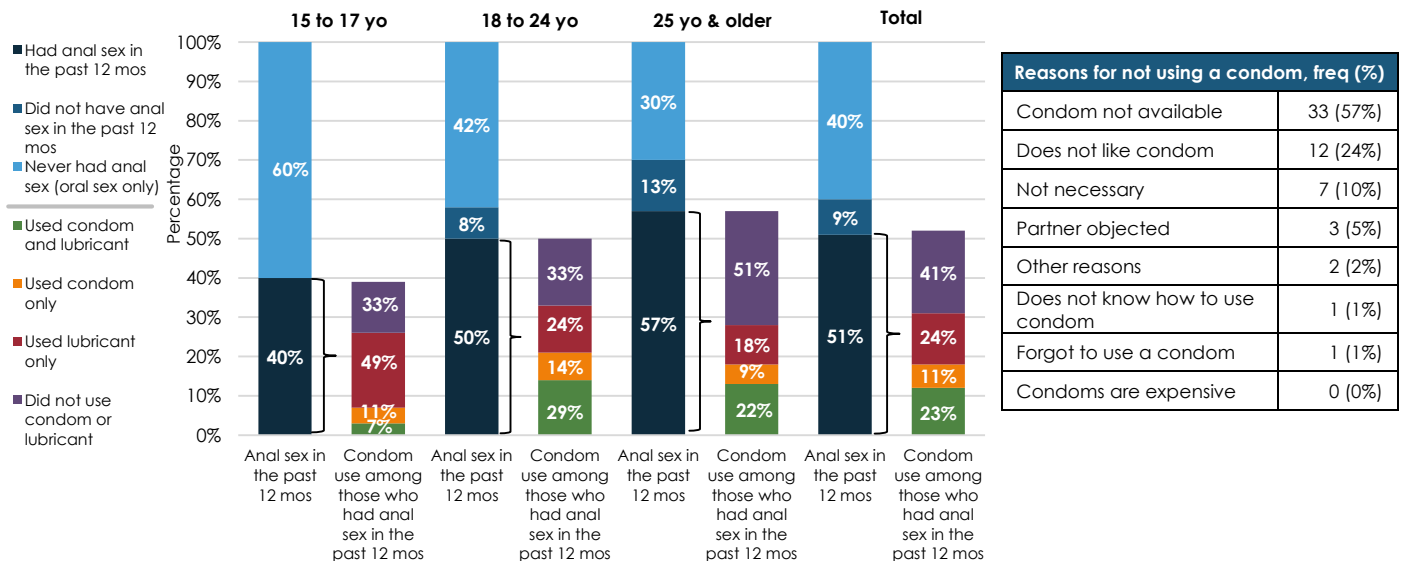


Table 2. Sexual Behavior: Age Profile in years, range (median)	
Age of first sex	5-28 (15)
Age of first sex with a male	5-38 (16)
Age of first condom use	13-38 (19)

Table 3. Number of Sex Partners*, range (median)	
Non-paying male partner (past mo)	1-30 (1)
Non-paying male partner (past 12 mos)	1-150 (2)
Paying client (past 12 mos)	1-30 (1)
Paid partner (past 12 mos)	1-100 (3)
Anal partner met online (past 12 mos)	1-18 (2)

*Number of sex partners among those who reported having sex with the specific type of partner

Figure 3. Anal Sex and Condom Use in the past 12 months, 2015 IHBSS



Reasons for not using a condom, freq (%)	
Condom not available	33 (57%)
Does not like condom	12 (24%)
Not necessary	7 (10%)
Partner objected	3 (5%)
Other reasons	2 (2%)
Does not know how to use condom	1 (1%)
Forgot to use a condom	1 (1%)
Condoms are expensive	0 (0%)

Table 4. Sex with Payment, freq (%)		15 to 17 yo	18 to 24 yo	25 yo & older	Total
Had paying male partner in the past 12 mos		8 (42%)	23 (34%)	5 (7%)	36 (25%)
Client of male sex worker in the past 12 mos		1 (5%)	9 (9%)	32 (48%)	42 (24%)

Table 5. Correctly answered knowledge questions, freq (%)	
Healthy-looking person can have HIV	128 (84%)
Having only one faithful uninfected partner	112 (75%)
Using condoms reduces the risk of HIV	121 (81%)
A person cannot get HIV from mosquitoes	112 (77%)
A person cannot get HIV from toilet bowls	99 (66%)

Figure 4. HIV Knowledge & Attitude, 2015 IHBSS

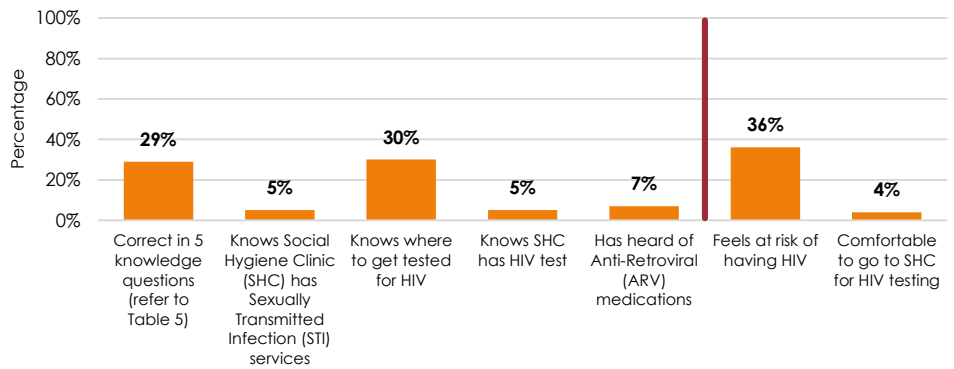
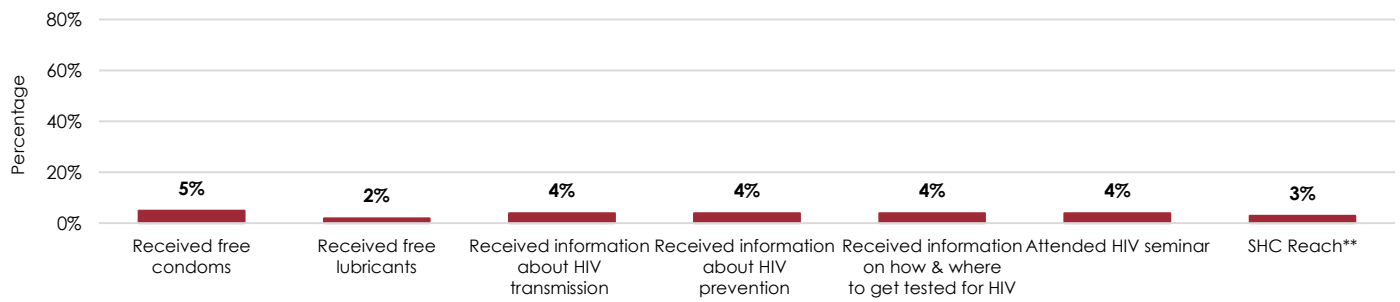


Figure 5. Access to HIV services from Social Hygiene Clinic (SHC) or Peer Educator (PE) in the past 12 months, 2015 IHBSS



** SHC Reach: (a) received free condom from SHC/PE, and (b) received information on HIV transmission, prevention, testing or attended seminar from SHC/PE.

Figure 6. HIV Program Outcomes, 2015 IHBSS

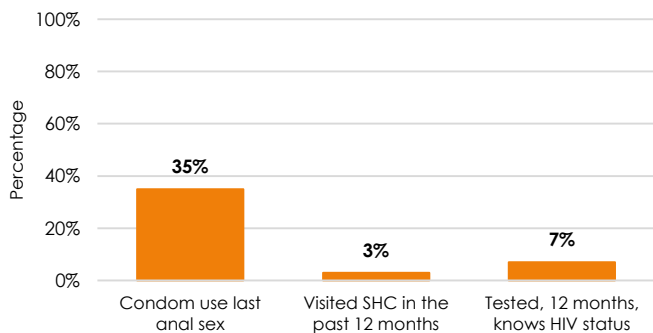


Figure 7. Tested for HIV and know status, 2015 IHBSS

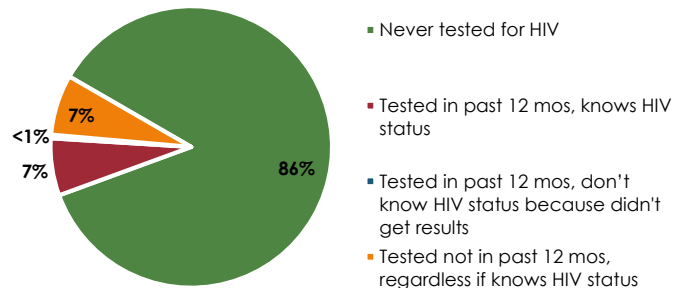
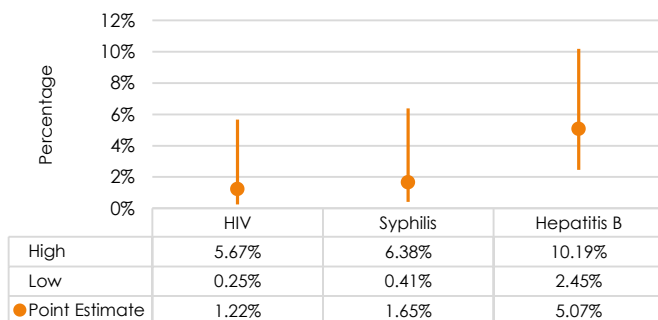


Figure 8. HIV, Syphilis and Hepatitis B prevalence, 2015 IHBSS



Important Note:

Data presented in this factsheet have been adjusted using Time Location Sampling (TLS) weights and is not directly comparable to previous IHBSS rounds.



National HIV/AIDS & STI Surveillance and Strategic Information Unit
 Epidemiology Bureau, Department of Health
 Bldg. 19, 2nd Floor, San Lazaro Compound,
 Sta. Cruz, Manila, 1003, Philippines
 Tel: +632 651-7800 loc 2952
 Email: hivepicenter@gmail.com
 Website: www.doh.gov.ph