




INDIA



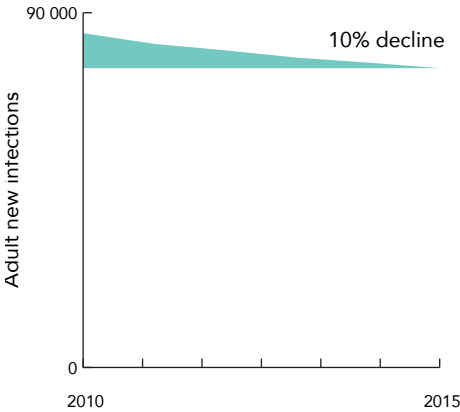
India



People living with HIV (PLHIV)	2 100 000
Low estimate	1 700 000
High estimate	2 600 000
Women living with HIV	790 000
Low estimate	660 000
High estimate	960 000
New HIV infections	86 000
Low estimate	67 000
High estimate	110 000
People on ART (June 2016)	965 292
AIDS-related deaths	68 000
Low estimate	47 000
High estimate	99 000

Source: Global AIDS Reponses Progress Reporting 2016 and UNAIDS 2016 HIV estimates

New HIV infections trend

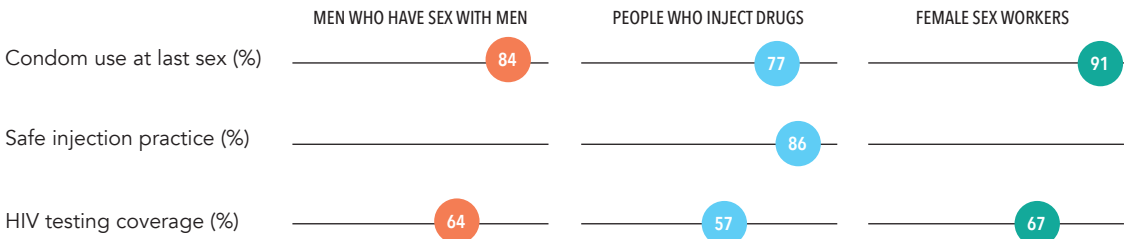


HIV prevalence (%)

TRANSGENDER PEOPLE (2014-2015)	National	7.2
	City	...
MEN WHO HAVE SEX WITH MEN (2014-2015)	National	4.3
	Andhra Pradesh	10.1
PEOPLE WHO INJECT DRUGS (2014-2015)	National	9.9
	Bihar, Uttar Pradesh and Uttarakhand	27.2
	FEMALE SEX WORKERS (2014-2015)	
	National	2.2
	Maharashtra	7.4

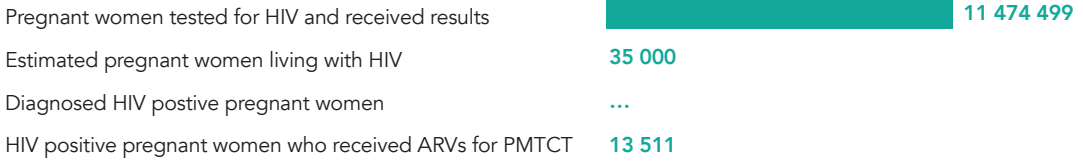
Source: Serological surveys and Global AIDS Response Progress Reporting

Behaviour and response



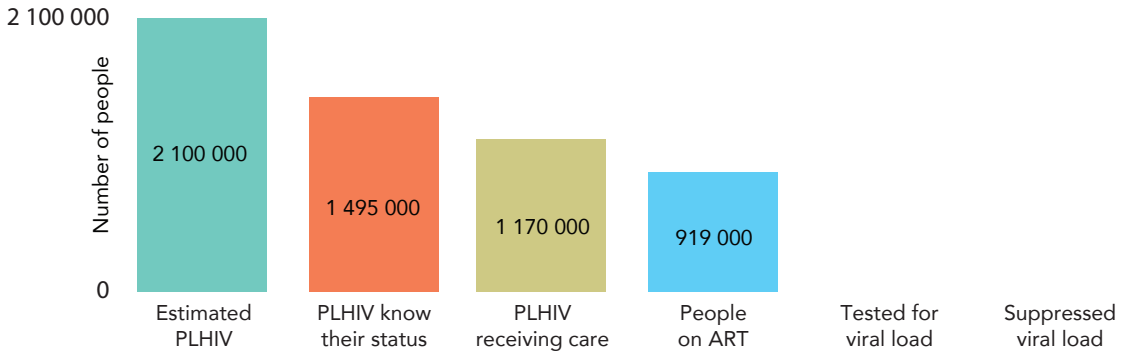
Source: Global AIDS Response Progress Reporting 2016, Mid-term appraisal of NACO Phase IV

Prevention of mother-to-child transmission (PMTCT), 2015



Source: Global AIDS Response Progress Reporting 2016; UNAIDS.(2016). Prevention Gap Report

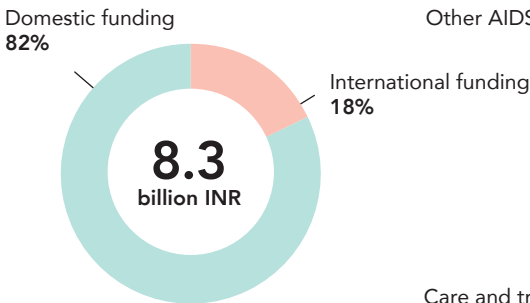
Treatment cascade, 2015



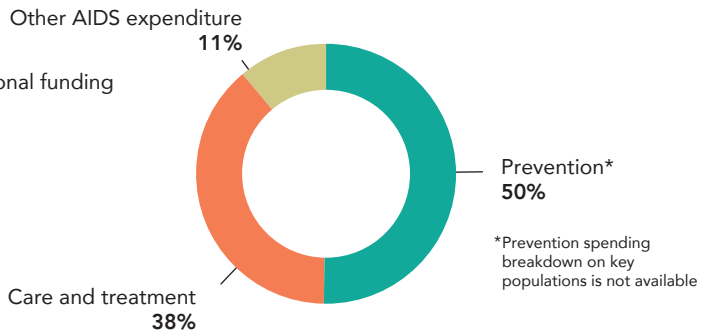
Source: Global AIDS Response Progress Reporting

AIDS financing, 2015–2016

AIDS spending by financing source



AIDS spending by service category



Source: Global AIDS Response Progress Reporting 2016

Stigma Index

Percent of PLHIV respondents who avoided going to a local clinic when needed because of HIV status

n/a

Punitive laws

Criminalization of same-sex sexual activities

YES

Compulsory detention centres for people who use drugs

NO

Criminalization of sex work

YES

Criminalization of HIV transmission or exposure

NO

HIV-related restrictions on entry, stay and residence

NO