

**NATIONAL BEHAVIOURAL SURVEILLANCE SURVEY (NBSS) ON HIV/AIDS  
AMONG THE GENERAL POPULATION 2007**

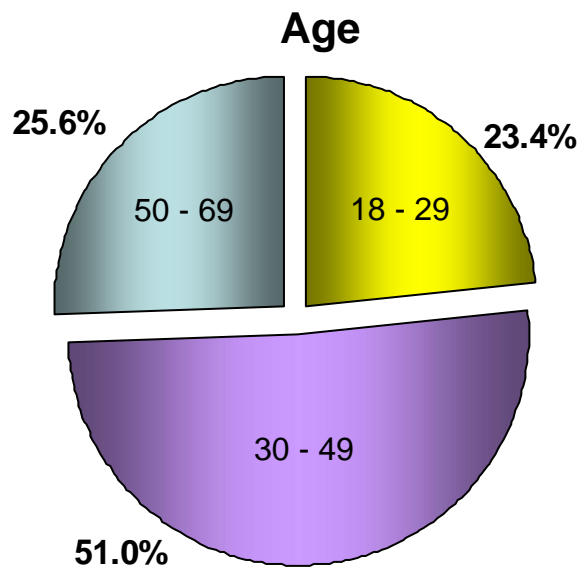
**OVERVIEW**

The first NBSS on HIV/AIDS 2007, a large population-based survey, obtained statistics on awareness, attitudes and perceptions about HIV/AIDS and sexual practices among Singaporeans.

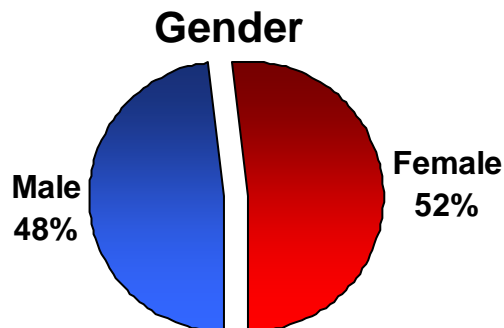
The survey is self-administered using the Audio Computer-Assisted Self-Interviewing (ACASI) tool that was developed specifically to gather information on sensitive topics such as HIV/AIDS. It provides an extra measure of privacy as, through using ACASI, the survey can be done in the absence of an interviewer.

The NBSS was conducted in early 2007 among 1,768 Singaporeans and Permanent Residents aged between 18 to 69 years old, inclusive.

The demographic profile of the general population as follows:

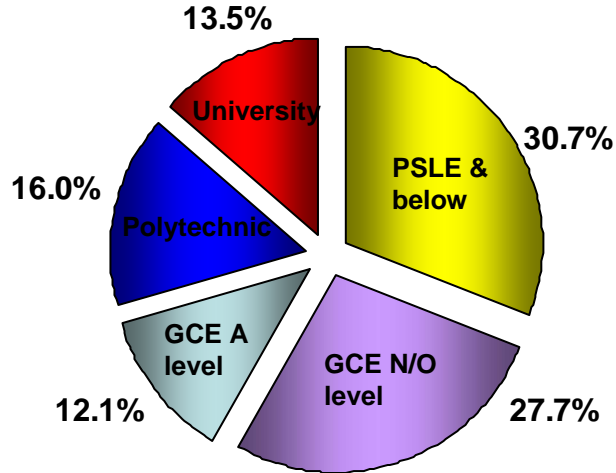


Out of the 1,768 respondents, 23.4% were in the 18-29 years age range, 51.0% were in the 30-49 years age range, and 25.6% were in the 50-69 years age range.



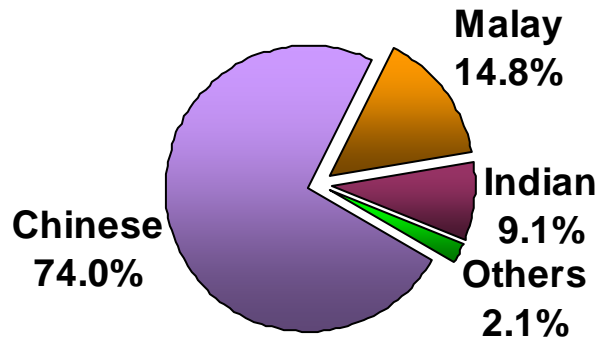
In terms of gender, 48% of the respondents were males and 52% were females.

## Education



Based on education, 30.7% of the respondents had an education level of PSLE and below, 27.7% had GCE “N”/“O” level education, 12.1% had GCE “A” level education, 16.0% had polytechnic diplomas, and 13.5% had university degrees.

## Race



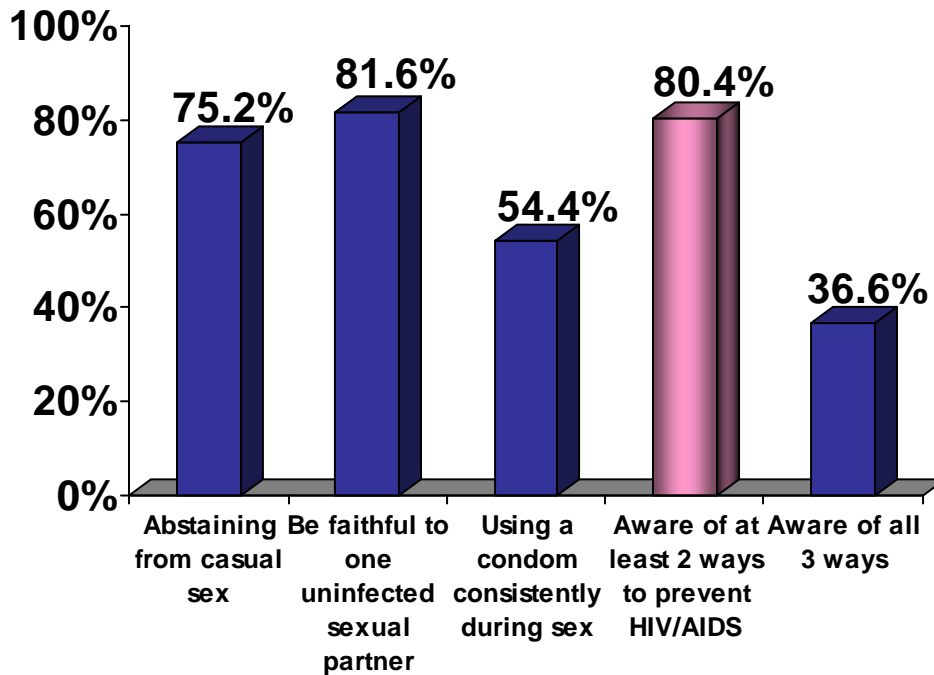
In terms of race, 74.0% of the respondents were Chinese, 14.8% were Malay, 9.1% were Indians and 2.1% were of other races.

## KEY FINDINGS

### Knowledge of HIV/AIDS Prevention

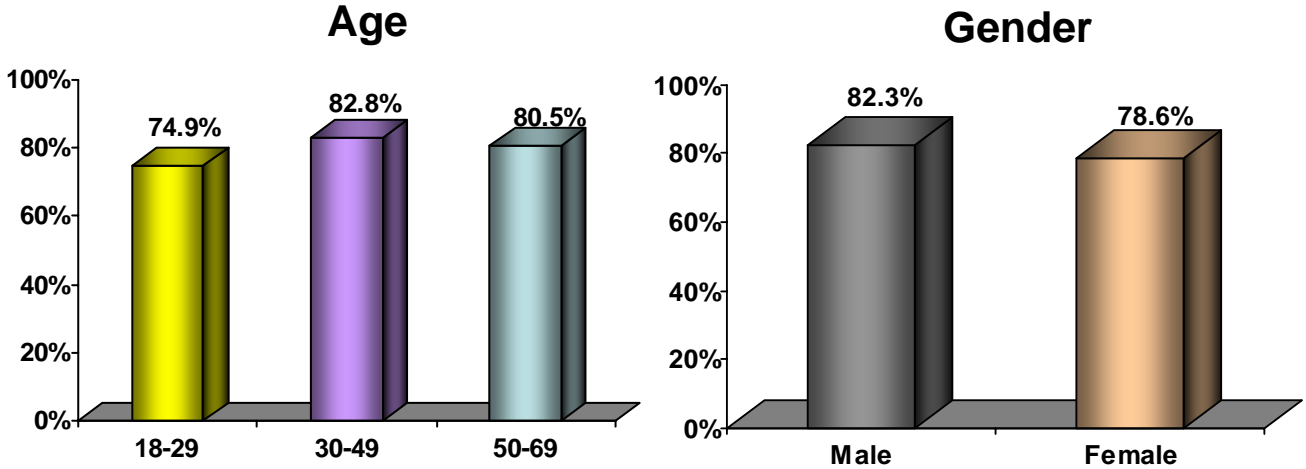
The respondents were surveyed on their knowledge level pertaining to the ABC method of HIV/AIDS prevention – **A**bstaining from casual sex, **B**eing faithful to one uninfected sexual partner, and using a **C**ondom consistently during sex.

#### Proportion who are aware of ways to prevent HIV/AIDS



With regard to knowledge of the ABC method of HIV/AIDS prevention, 36.6% of the respondents were aware of all 3 ways. 80.4% of the respondents were aware of at least 2 ways to prevent HIV/AIDS. 75.2% were aware that abstaining from casual sex prevents HIV/AIDS. 81.6% were aware that being faithful to one uninfected sexual partner prevents HIV/AIDS. 54.4% were aware that using a condom consistently during sex prevents HIV/AIDS.

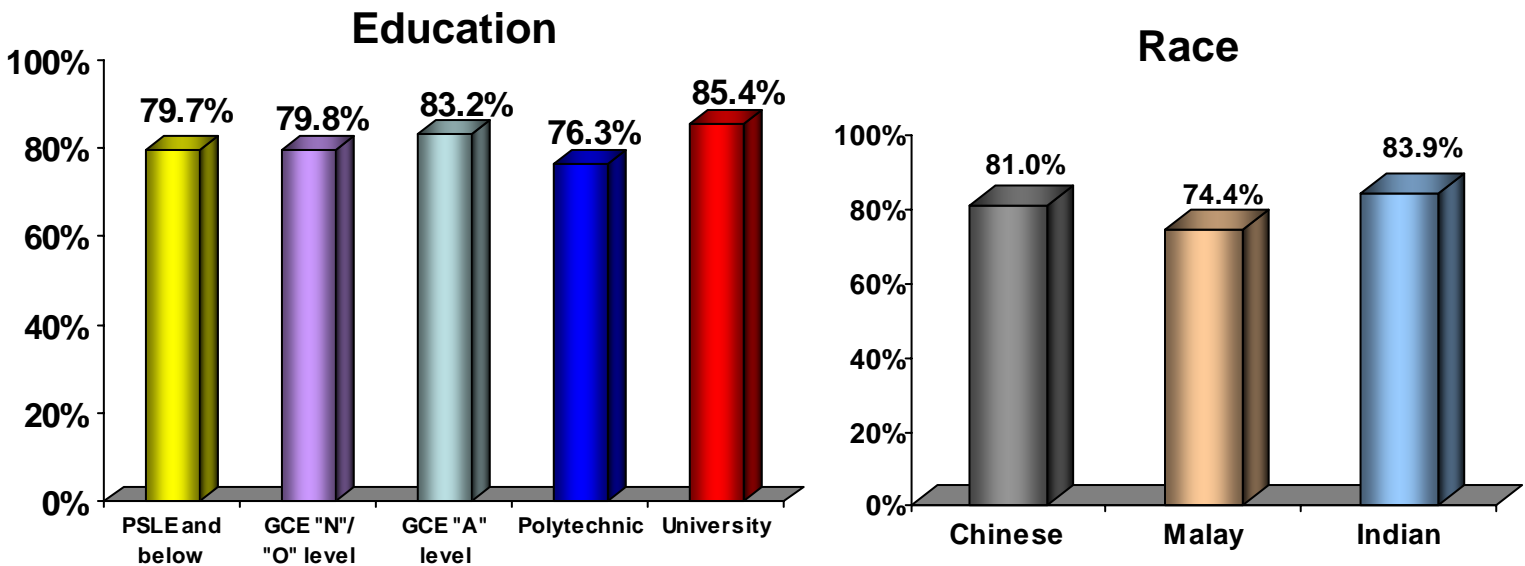
## Aware of at least 2 ways to prevent HIV/AIDS



Based on age, 74.9% of the respondents aged 18-29 years were aware of at least 2 ways to prevent HIV/AIDS. 82.8% of the respondents aged 30-49 years, and 80.5% of the respondents aged 50-69 years were aware of at least 2 ways to prevent HIV/AIDS.

According to gender, 82.3% of the male respondents and 78.6% of the female respondents were aware of at least 2 ways to prevent HIV/AIDS.

## Aware of at least 2 ways to prevent HIV/AIDS



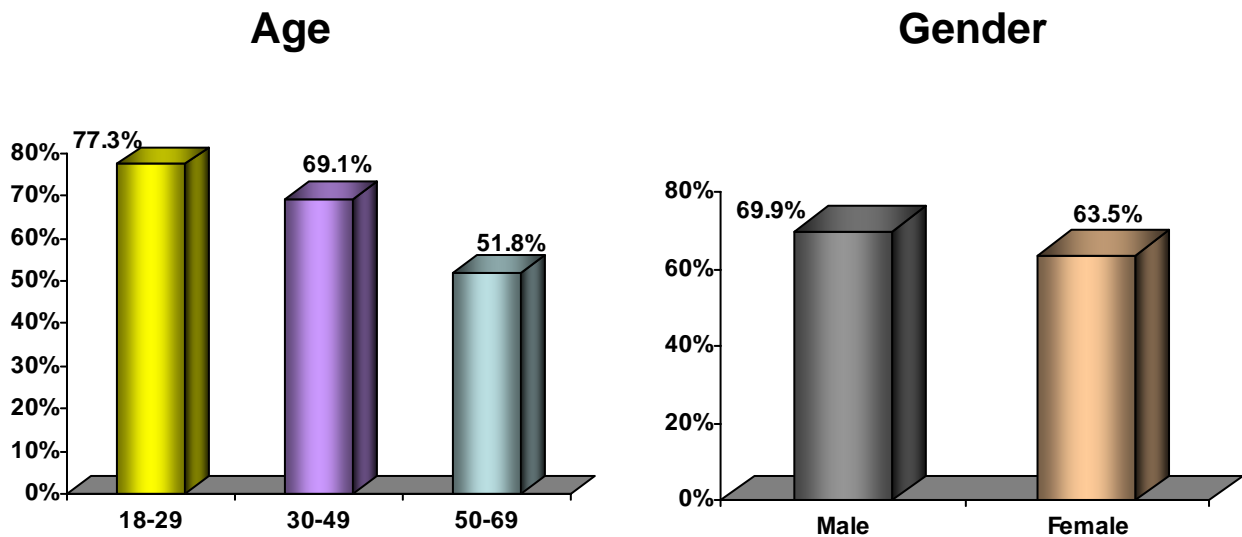
Based on education, 79.7% of the respondents with PSLE and below education level, 79.8% of the respondents with GCE “N”/“O” level education and 83.2% of the respondents with GCE “A” level education were aware of at least 2 ways to prevent HIV/AIDS. For respondents with polytechnic diplomas, 76.3% were aware of at least 2 ways to prevent HIV/AIDS, and for respondents with university degrees, 85.4% were aware of at least 2 ways to prevent HIV/AIDS.

According to race, 81.0% of the Chinese, 74.4% of the Malays and 83.9% of the Indians were aware of at least 2 ways of preventing HIV/AIDS.

### HIV/AIDS Misconception

The NBSS showed that 66.6% correctly answered that a person with HIV/AIDS can still look healthy.

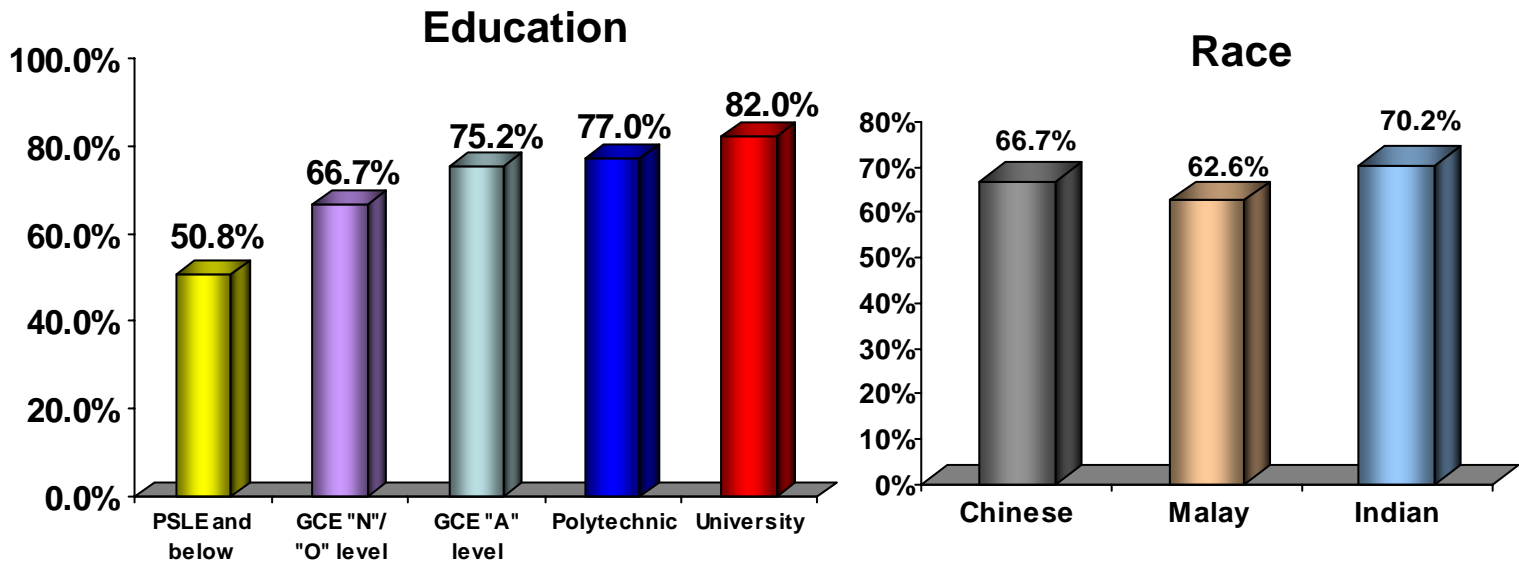
Proportion who correctly answered that a person with HIV/AIDS can still look healthy



In terms of age, 77.3% of the respondents in the 18-29 age range, 69.1% of the respondents in the 30-49 age range, 51.8% of the respondents in the 50-69 age range correctly answered that a person with HIV/AIDS can still look healthy.

Based on gender, 69.9% of the male respondents and 63.5% of the female respondents correctly answered that a person with HIV/AIDS can still look healthy.

Proportion who correctly answered that a person with HIV/AIDS can still look healthy



Based on education, 50.8% of the respondents with PSLE and below education level, 66.7% of the respondents with GCE "N"/"O" level education and 75.2% of the respondents with GCE "A" level education correctly answered that a person with HIV/AIDS can still look healthy. For respondents with polytechnic diplomas, 77.0% correctly answered that a person with HIV/AIDS can still look healthy, and for respondents with university degrees, 82.0% correctly answered that a person with HIV/AIDS can still look healthy.

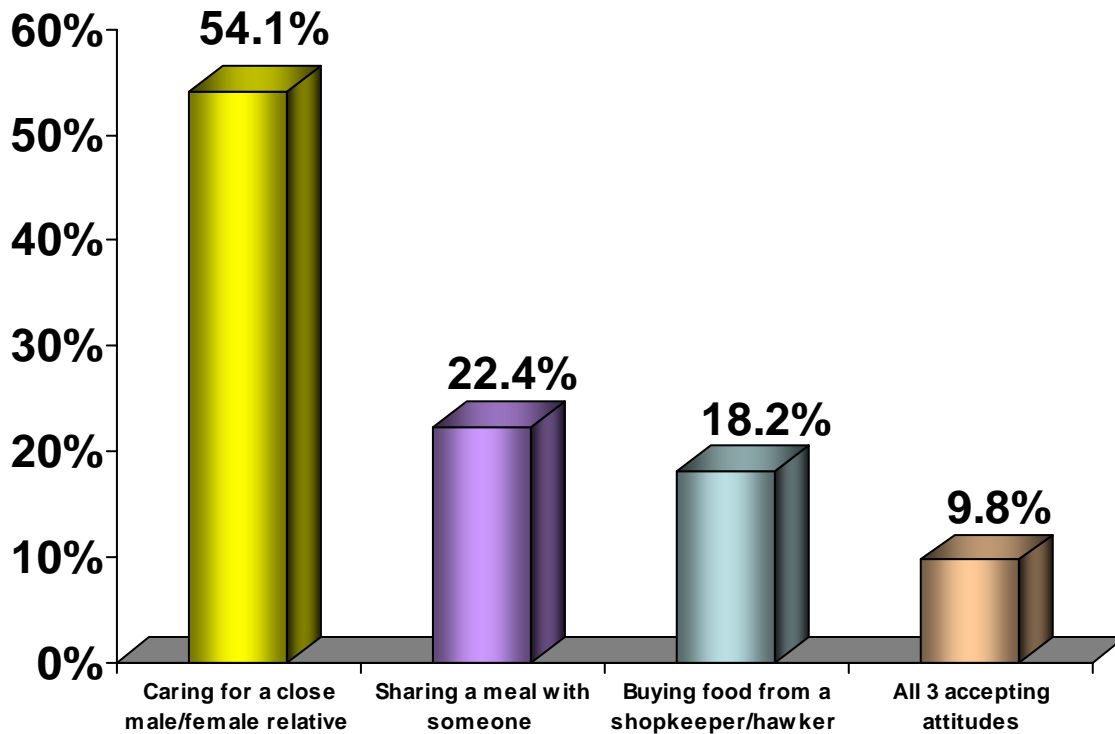
According to race, 66.7% of the Chinese, 62.6% of the Malays and 70.2% of the Indians correctly answered that a person with HIV/AIDS can still look healthy.

#### Accepting Attitudes

The respondents were surveyed on 3 types of accepting attitudes toward people living with HIV/AIDS. The 3 types are:

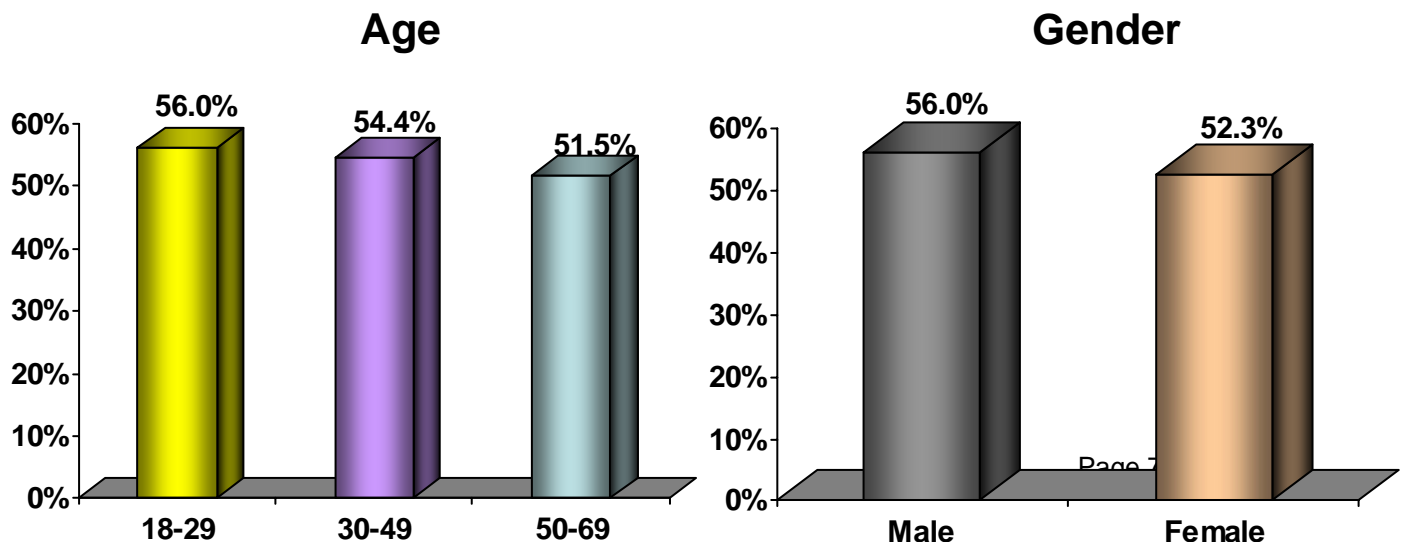
- 1) If a close male/female relative of yours become ill with HIV/AIDS, would you be willing to care for him/her in your own home?
- 2) Would you be willing to share a meal with a person you know who has HIV/AIDS?
- 3) If you know a shopkeeper or a hawker who has HIV/AIDS, would you buy food from him/her?

Proportion of respondents with accepting attitudes toward people living with HIV/AIDS



With regard to accepting attitudes toward people living with HIV/AIDS, 9.8% of the respondents had all 3 accepting attitudes. 54.1% of the respondents would care for a close male/female relative ill with HIV/AIDS in their own home. 22.4% of the respondents would be willing to share a meal with a person they know who has HIV/AIDS. 18.2% are willing to buy food from a shopkeeper or a hawker whom they know has HIV/AIDS.

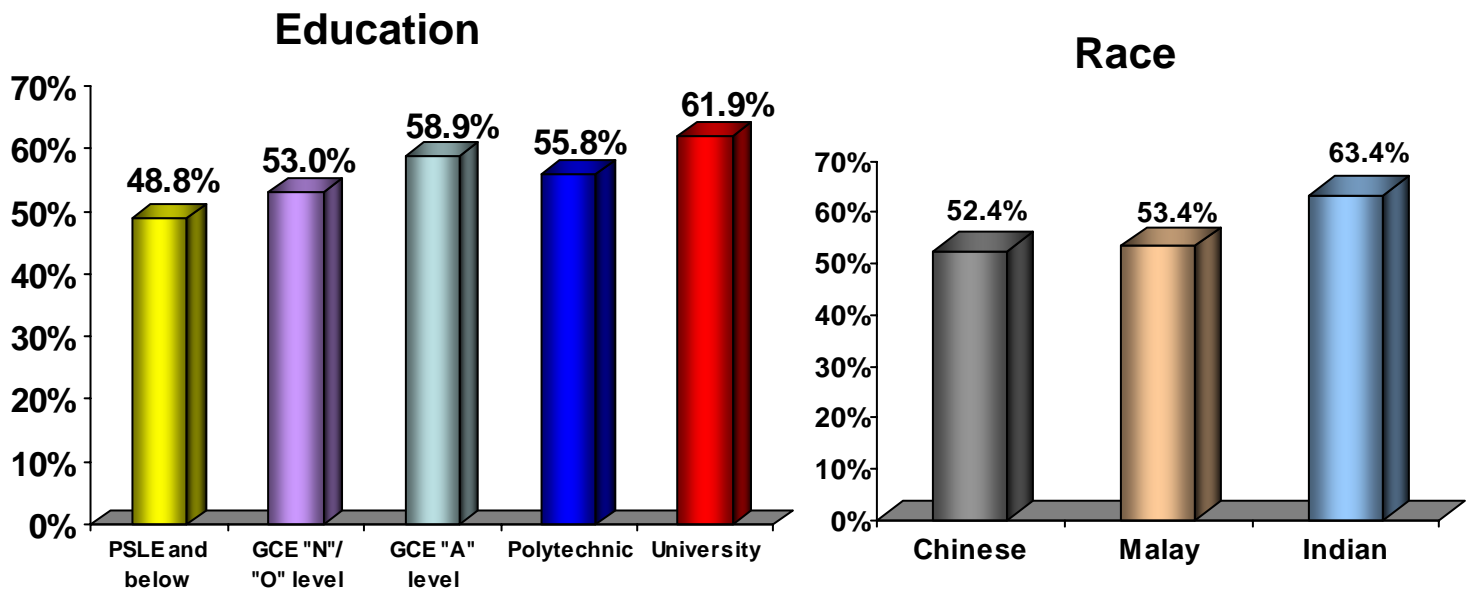
Accepting Attitude – Caring for a close male/female relative



For the accepting attitude of caring for a close male/female relative ill with HIV/AIDS in their own home, based on age, 56.0% of the respondents in the 18-29 years age range were willing to do so, 54.4% of the respondents in the 30-49 years age range were willing to do so, and 51.5% of the respondents in the 50-69 years age range were willing to do so.

In terms of gender, 56.0% of the male respondents and 52.3% of the female respondents were willing to care for a close male/female relative ill with HIV/AIDS in their own home.

### Accepting Attitude – Caring for a close male/female relative

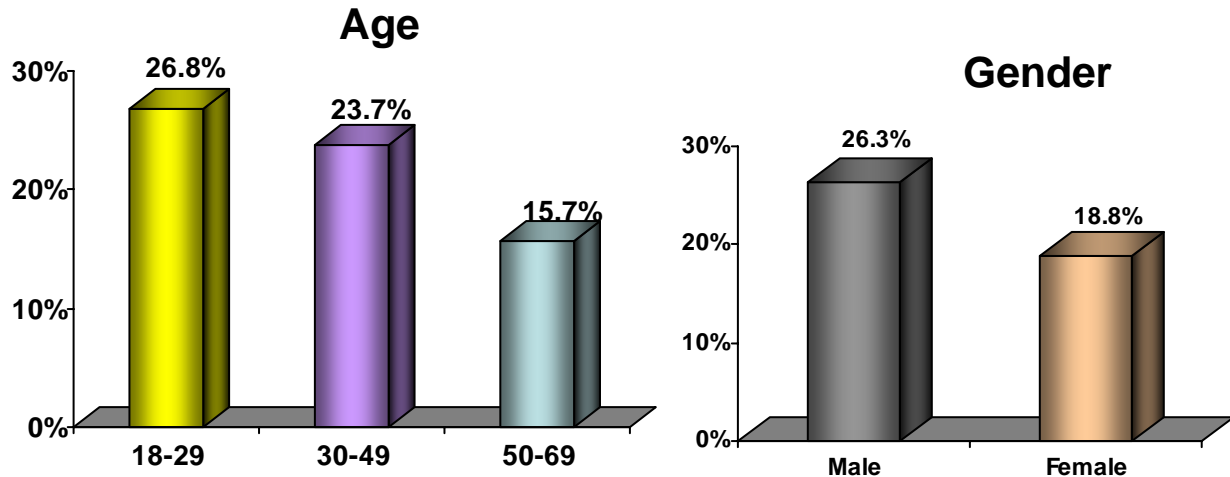


Based on education, 48.8% of the respondents with PSLE and below education level, 53.0% of the respondents with GCE "N"/"O" level education and 58.9% of the respondents with GCE "A" level education were willing to care for a close male/female relative ill with HIV/AIDS in their own home. For respondents with polytechnic diplomas, 55.8% were willing to do so, and for respondents with university degrees, 61.9% were willing to do so.

According to race, 52.4% of the Chinese, 53.4% of the Malays and 63.4% of the Indians were willing to care for a close male/female relative ill with HIV/AIDS in their own home.



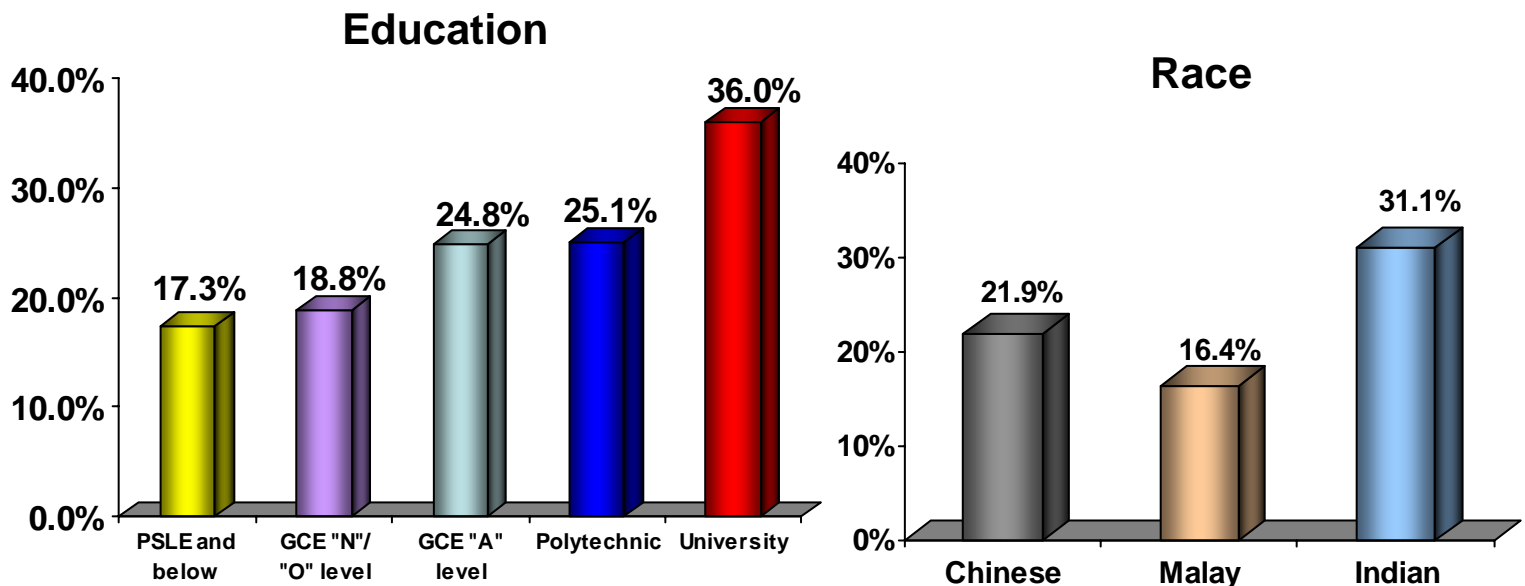
## Accepting Attitude – Sharing a Meal



For the accepting attitude of sharing a meal with a person you know who has HIV/AIDS, based on age, 26.8% of the respondents in the 18-29 years age range were willing to do so, 23.7% of the respondents in the 30-49 years age range were willing to do so, and 15.7% of the respondents in the 50-69 years age range were willing to do so.

In terms of gender, 26.3% of the male respondents and 18.8% of the female respondents were willing to share a meal with a person they know who has HIV/AIDS.

## Accepting Attitude – Sharing a Meal

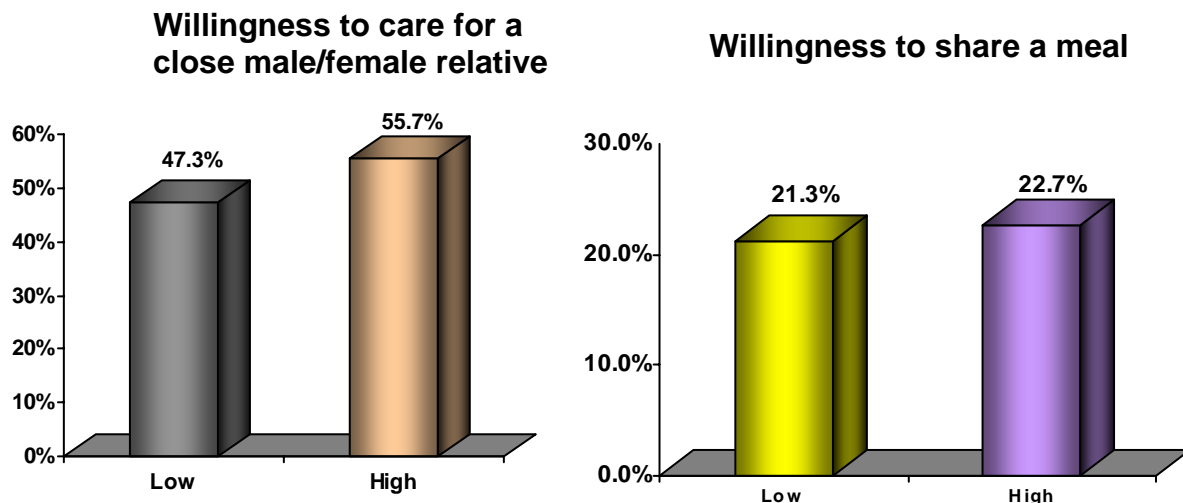


Based on education, 17.3% of the respondents with PSLE and below education level, 18.8% of the respondents with GCE "N"/"O" level education and 24.8% of the respondents with GCE "A" level education were willing to share a meal with a person they know who has HIV/AIDS. For respondents with polytechnic diplomas, 25.1% were willing to do so, and for respondents with university degrees, 36.0% were willing to do so.

According to race, 21.9% of the Chinese, 16.4% of the Malays and 31.1% of the Indians were willing to share a meal with a person they know who has HIV/AIDS.

### Accepting Attitudes by Knowledge Level

*High knowledge level is defined by awareness of at least 2 ways to prevent HIV/AIDS (ABC method)*

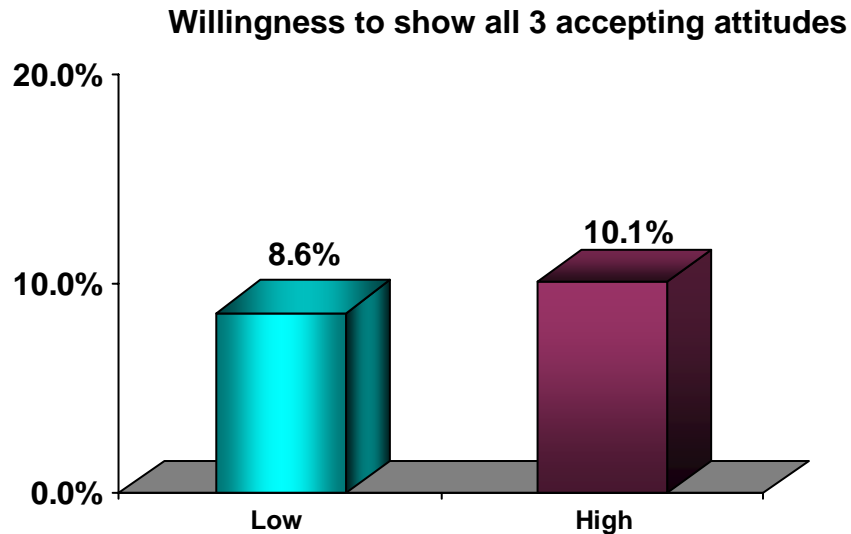


For the accepting attitude of caring for a close male/female relative ill with HIV/AIDS in your own home, 47.3% of the respondents with a low knowledge level were willing to do so, and 55.7% of the respondents with a high knowledge level were willing to do so.

For the accepting attitude of sharing a meal with a person you know who has HIV/AIDS, 21.3% of the respondents with a low knowledge level were willing to do so, and 22.7% of the respondents with a high knowledge level were willing to do so.

## Willingness to show 3 Accepting Attitudes by Knowledge Levels

High knowledge level is defined by awareness of at least 2 ways to prevent HIV/AIDS (ABC method), The 3 accepting attitudes are willingness to: a) care for a close relative b) share a meal c) buy food from a hawker



In terms of the willingness to show 3 accepting attitudes, 8.6% of the respondents with a low knowledge level, and 10.1% of the respondents with a high knowledge level were willing to do so.

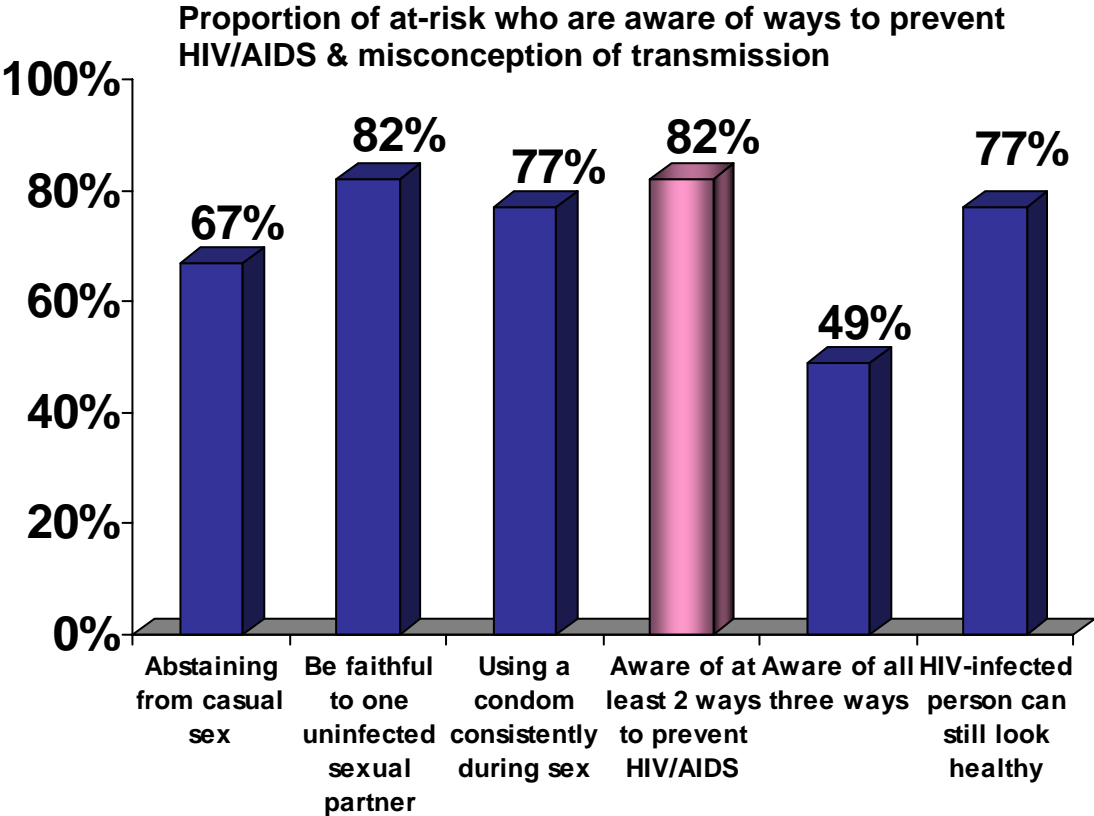
### At-Risk Group

**\*NOTE: NBSS statistics for the at-risk group must be interpreted with caution as the sample size is small. Only 314 out of the 1, 768 respondents were considered to be at-risk, and this figure is too small for the numbers to be stable. These statistics are released to give a top line indication of the group.**

Based on the NBSS results, 17.8% of the general population are considered at-risk. Respondents are considered at-risk if they fall into one or more of the following categories:

- a) Men who have sex with men (MSM)
- b) Multiple sex partners
- c) Engage in commercial and/or non-commercial sex (e.g. one night stands)

# Knowledge of prevention and misconception of transmission for the at-risk group



In terms of knowledge, 49% of the at-risk group are aware of all three ways to prevent HIV/AIDS. 82% of the group are aware of at least 2 ways to prevent HIV/AIDS. 67% of the group know that abstaining from casual sex prevents HIV/AIDS, 82% of the group know that being faithful to one uninfected sexual partner prevents HIV/AIDS, and 77% of the group know that using a condom consistently during sex prevents HIV/AIDS.

In terms of misconception of transmission, 77% of the at-risk group correctly answered that a person with HIV/AIDS can still look healthy.

## Consistent condom use for the at-risk group

For the at-risk group, 22% of those in the group consistently use condoms when engaging in sexual activity.

## Summary

The NBSS statistics show that the knowledge of the “Abstinence from casual sex” and the “Be faithful to one uninfected partner” messages is generally high among the general population.

There are differing accepting attitudes toward people living with HIV/AIDS among the general population, and these differing accepting attitudes, as seen by the NBSS statistics, are context-driven.