

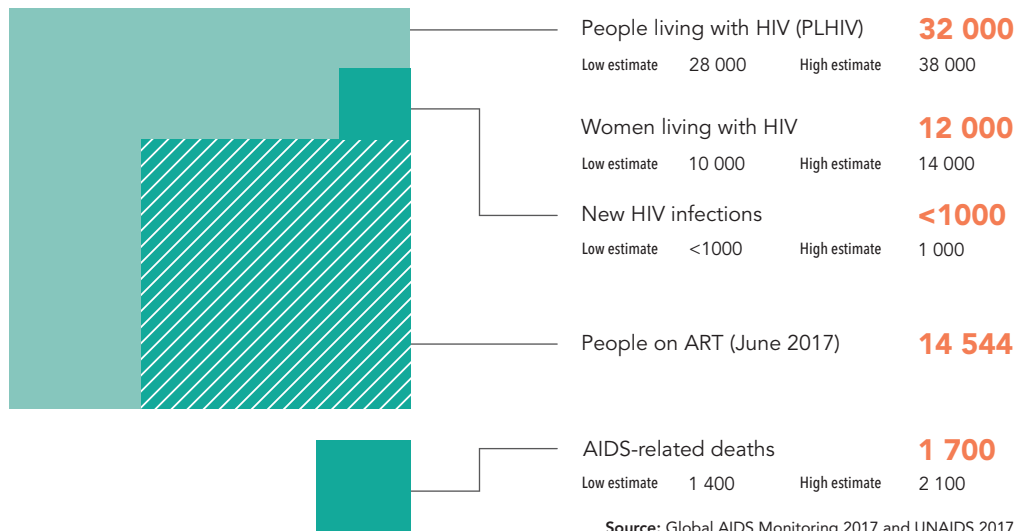
2017

NEPAL

COUNTRY SNAPSHOT

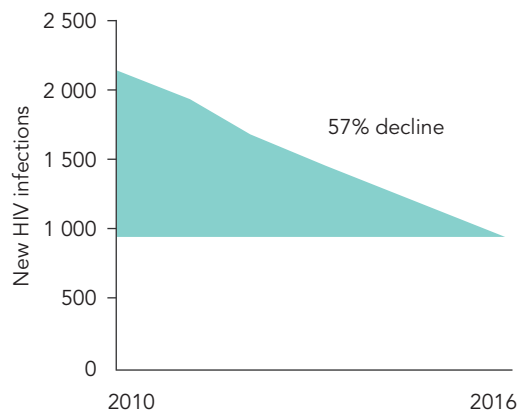


Nepal



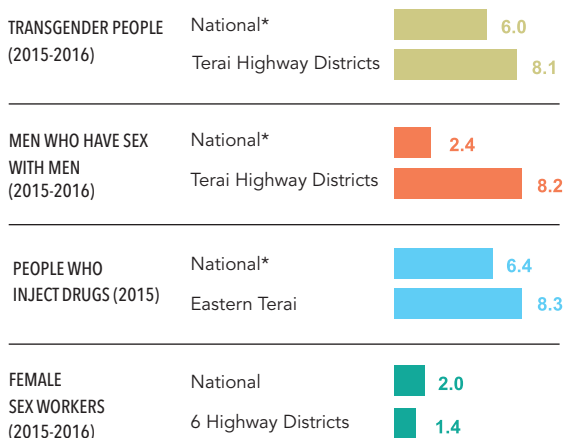
Source: Global AIDS Monitoring 2017 and UNAIDS 2017 HIV estimates

New HIV infections trend



Sources: UNAIDS 2017 HIV estimates

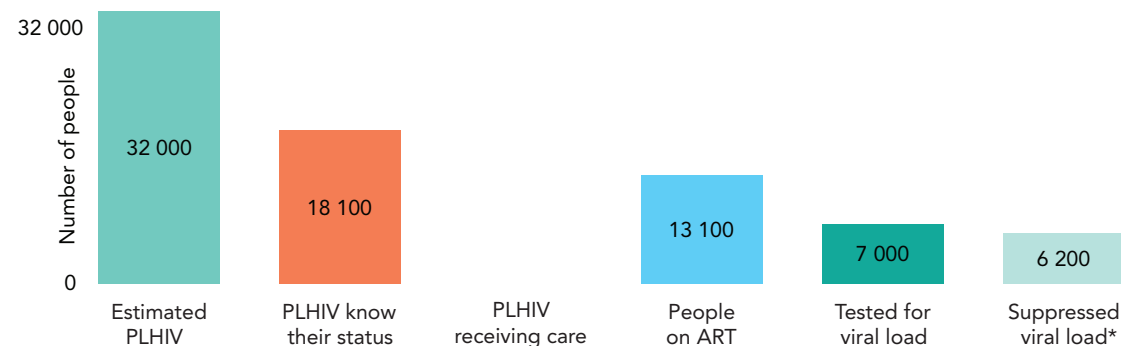
HIV prevalence (%)



Sources: Serological surveys and Global AIDS Monitoring 2017

* Kathmandu valley data is reported as national

Treatment cascade, 2016

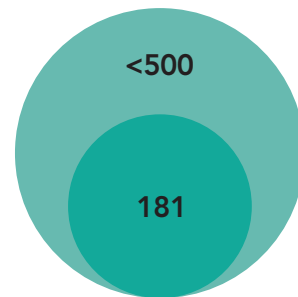


* Number of people on ART who received a viral load test in the past year and have VL of <1000 copies/ml

Source: Global AIDS Monitoring 2017 and UNAIDS 2017 HIV estimates

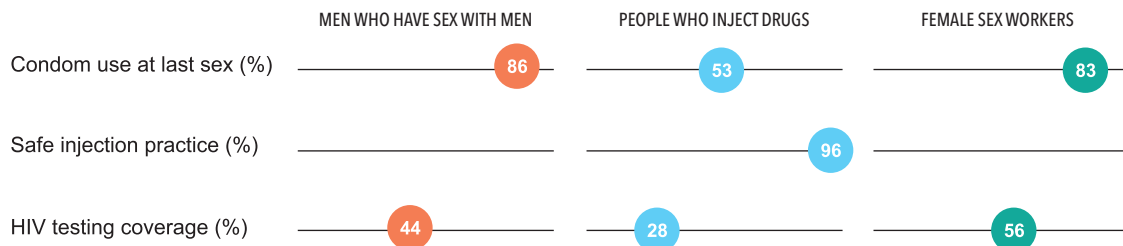
Elimination of vertical transmission (eVT), 2016

- Estimated number of pregnant women living with HIV
- Pregnant women who received ARVs for eVT



Source: Global AIDS Monitoring 2017 and UNAIDS 2017 HIV estimates

Behaviour and response

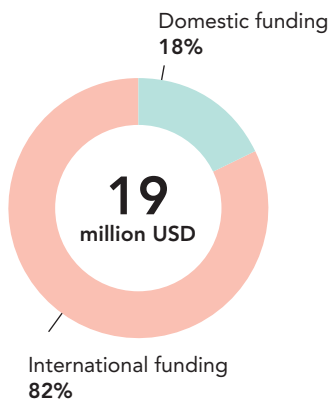


* Kathmandu valley data is reported as national

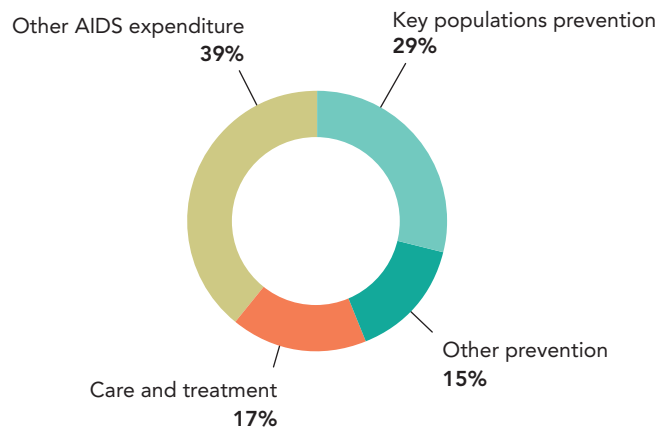
Source: Global AIDS Response Progress Reporting and Global AIDS Monitoring 2017

AIDS financing, 2014

AIDS spending by financing source



AIDS spending by service category



Source: Global AIDS Response Progress Reporting

Stigma Index, 2011

Percent of PLHIV respondents who avoided going to a local clinic when needed because of HIV status

11%

Punitive laws

Criminalization of same-sex sexual activities

NO

Compulsory detention centre for people who use drugs

NO

Criminalization of sex work

YES

Criminalization HIV transmission or exposure

NO INFORMATION AVAILABLE

HIV-related restrictions on entry, stay and residence

NO