

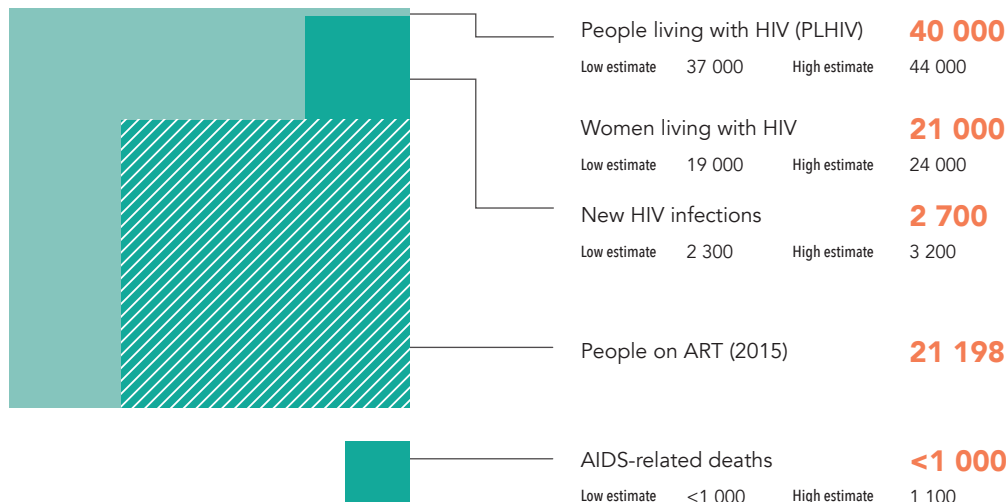


# PAPUA NEW GUINEA



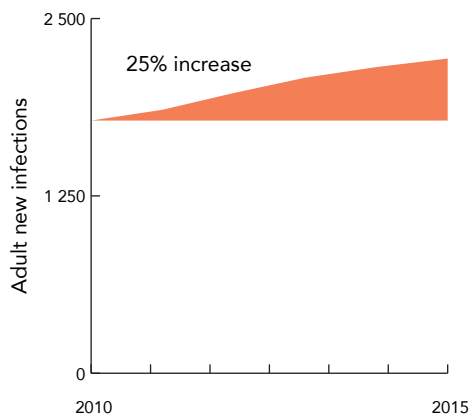


# Papua New Guinea



Source: Global AIDS Response Progress Reporting 2016; and UNAIDS 2016 HIV estimates

## New HIV infections trend



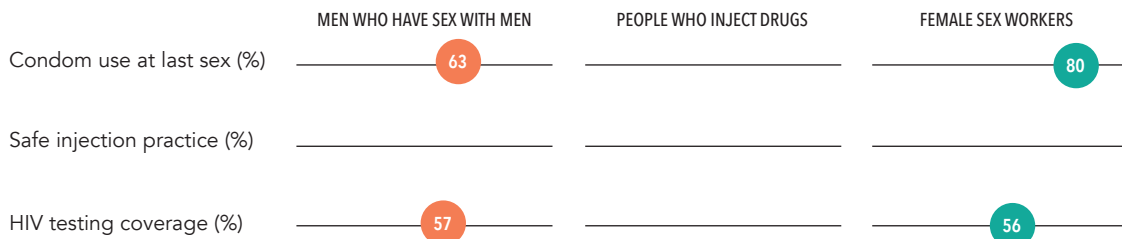
Source: UNAIDS 2016 HIV estimates

## HIV prevalence (%)

TRANSGENDER PEOPLE (2010)	National	...
	Port Moresby	23.7
MEN WHO HAVE SEX WITH MEN (2009)	National	...
	Port Moresby	4.4
PEOPLE WHO INJECT DRUGS	National	...
	City	...
FEMALE SEX WORKERS (2010)	National	...
	Port Moresby	19.0

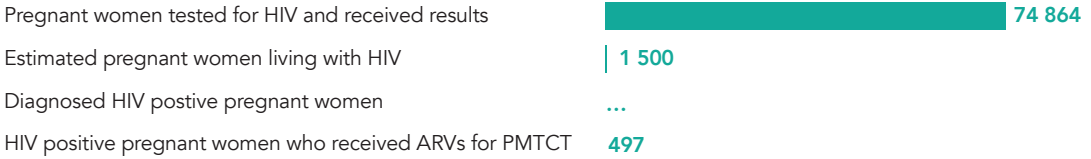
Source: Serological surveys and Global AIDS Response Progress Reporting

## Behaviour and response



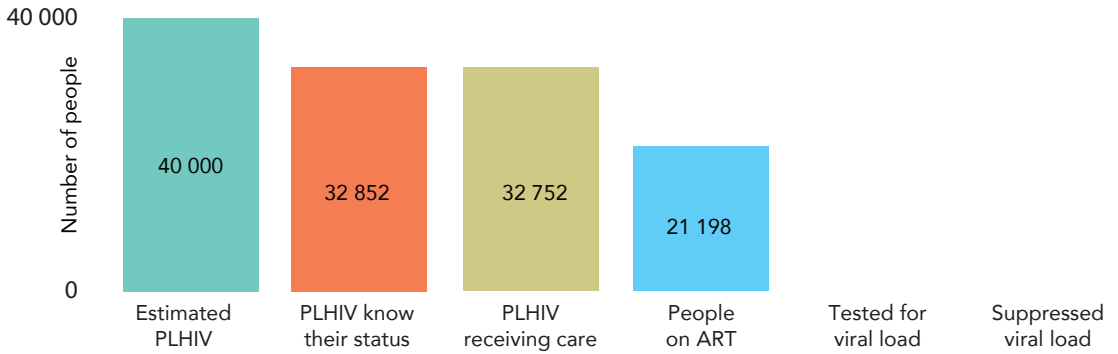
Source: Global AIDS Response Progress Reporting 2012 and 2016

## Prevention of mother-to-child transmission (PMTCT), 2015



Source: Global AIDS Response Progress Reporting 2016

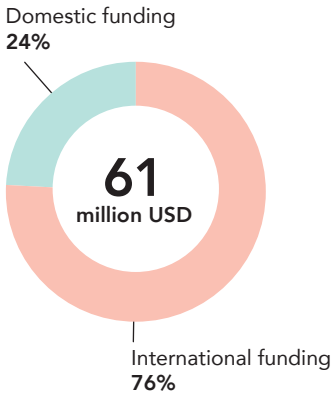
## Treatment cascade, 2015



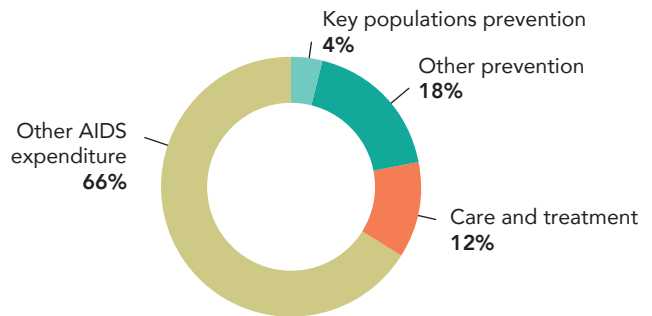
Source: Global AIDS Response Progress Reporting and UNAIDS 2016 estimates

## AIDS financing, 2011–2012

### AIDS spending by financing source



### AIDS spending by service category



Source: Global AIDS Response Progress Reporting

## Stigma Index, 2012

Percent of PLHIV respondents who avoided going to a local clinic when needed because of HIV status

**41%**

## Punitive laws

Criminalization of same-sex sexual activities

YES

Compulsory detention centres for people who use drugs

NO

Criminalization of sex work

YES

Criminalization of HIV transmission or exposure

YES

HIV-related restrictions on entry, stay and residence

YES