

AFGHANISTAN	CAMEROON	ESTONIA	LAO PEOPLE'S DEMOCRATIC REPUBLIC	NIGER	SLOVENIA
ALBANIA	CANADA	ESWATINI	LATVIA	NIGERIA	SOLOMON ISLANDS
ANDORRA	CENTRAL AFRICAN REPUBLIC	ETHIOPIA	LEBANON	NORWAY	SOMALIA
ANGOLA	CHAD	FIJI	LESOTHO	OMAN	SOUTH AFRICA
ALGERIA	CHILE	FINLAND	LIBERIA	PAKISTAN	SOUTH SUDAN
ANTIGUA AND BARBUDA	CHINA	FRANCE	LIBYA	PALAU	SPAIN
ARGENTINA	COLOMBIA	GABON	LIECHTENSTEIN	PANAMA	SRI LANKA
ARMENIA	COMOROS	GAMBIA	LITHUANIA	PAPUA NEW GUINEA	SUDAN
AUSTRALIA	CONGO	GEORGIA	LUXEMBOURG	PARAGUAY	SURINAME
AUSTRIA	CONGO COSTA RICA	GERMANY	MADAGASCAR	PERU	SWEDEN
AZERBAIJAN	CROATIA	GHANA	MALAWI	PHILIPPINES	SWITZERLAND
BAHAMAS	CUBA	GREECE	MALAYSIA	POLAND	SYRIAN ARAB REPUBLIC
BAHRAIN	CYPRUS	GRENADA	MALDIVES	PORTUGAL	TAJIKISTAN
BANGLADESH	CZECHIA	GUATEMALA	MALI	QATAR	THAILAND
BARBADOS	CÔTE D'IVOIRE	GUINEA	MALTA	REPUBLIC OF KOREA	THE FORMER YUGOSLAV REPUBLIC OF MACEDONIA
BELARUS	DEMOCRATIC PEOPLE'S REPUBLIC OF KOREA	GUINEA-BISSAU	MARSHALL ISLANDS	REPUBLIC OF MOLDOVA	TIMOR-LESTE
BELGIUM		GUYANA	MAURITANIA	ROMANIA	TOGO
BELIZE		HAITI		RUSSIAN FEDERATION	TONGA
BENIN		HONDURAS		RWANDA	TRINIDAD AND TOBAGO
		HUNGARY			TUNISIA
					TURKEY
					TURKMENISTAN
					TUVALU
					UGANDA
					UKRAINE
					UNITED ARAB EMIRATES
					UNITED KINGDOM
					UNITED REPUBLIC OF TANZANIA
					UNITED STATES OF AMERICA
					URUGUAY
					UZBEKISTAN
					VANUATU
					VENEZUELA (BOLIVARIAN REPUBLIC OF)
					VIET NAM
					YEMEN
					ZAMBIA
					ZIMBABWE

UNAIDS

DATA 2018

UNAIDS | 2018 reference

BHUTAN	DEMOCRATIC REPUBLIC OF THE CONGO	ICELAND	MAURITIUS	SAINT KITTS AND NEVIS
BOLIVIA (PLURINATIONAL STATE OF)	DENMARK	INDIA	MEXICO	SAINT LUCIA
BOSNIA AND HERZEGOVINA	DJIBOUTI	INDONESIA	MICRONESIA (FEDERATED STATES OF)	SAINT VINCENT AND THE GRENADINES
BOTSWANA	DOMINICA	IRAN (ISLAMIC REPUBLIC OF)	MONACO	SAMOA
BRAZIL	DOMINICAN REPUBLIC	IRAQ	MONGOLIA	SAN MARINO
BRUNEI	ECUADOR	IRELAND	MONTENEGRO	SAO TOME AND PRINCIPE
DARUSSALAM	EGYPT	ISRAEL	MOROCCO	SAUDI ARABIA
BULGARIA	EL SALVADOR	ITALY	MOZAMBIQUE	SENEGAL
BURKINA FASO	EQUATORIAL GUINEA	JAMAICA	MYANMAR	SERBIA
BURUNDI	ERITREA	JAPAN	NAMIBIA	SEYCHELLES
CABO VERDE		JORDAN	NAURU	SIERRA LEONE
CAMBODIA		KAZAKHSTAN	NEPAL	SINGAPORE
		KENYA	NETHERLANDS	SLOVAKIA
		KIRIBATI	NEW ZEALAND	
		KUWAIT	NICARAGUA	
		KYRGYZSTAN		

Contents

Foreword	2
State of the epidemic	4
Global and regional data	18
Eastern and southern Africa	22
Country tables	30
Western and central Africa	68
Country tables	76
Asia and the Pacific	124
Country tables	134
Latin America	172
Country tables	180
Caribbean	212
Country tables	220
Middle East and North Africa	240
Country tables	248
Eastern Europe and central Asia	272
Country tables	280
Western and central Europe and North America	308
Country tables	314
Methods	361
Methods for deriving UNAIDS estimates	362
Methods for deriving the 90–90–90 targets	365
Distribution of new HIV infections by subpopulation	369

Foreword

The global AIDS response is at a precarious point—partial success in saving lives and stopping new HIV infections is giving way to complacency. At the halfway point to the 2020 targets, the pace of progress is not matching the global ambition.

The number of AIDS-related deaths is the lowest this century, with fewer than 1 million people dying each year from AIDS-related illnesses, thanks to sustained access to antiretroviral therapy. Three out of four people living with HIV now know their status—the first step to getting treatment. And now a record 21.7 million people are on treatment—a net increase of 2.3 million people since the end of 2016. The scale-up of access to treatment should not be taken for granted, though. In the next three years an additional 2.8 million people must be added each year, but there are no new commitments to increase resources, there is an acute shortage of health-care workers and there is continuing stigma and discrimination.

There is a prevention crisis. The success in saving lives has not been matched with equal success in reducing new HIV infections. New HIV infections are not falling fast enough. HIV prevention services are not being provided on an adequate scale and with sufficient intensity and are not reaching the people who need them the most. Acceptance of condoms, voluntary medical male circumcision, pre-exposure prophylaxis, cash transfers must be increased rapidly and not be secondary prevention tools. And I await the day when there is a functional cure and a vaccine against HIV.

Children are being left behind. The good news is that 1.4 million new HIV infections have been averted since 2010, but I am distressed by the fact that, in 2017, 180 000 children became infected with HIV, far from the 2018 target of eliminating new HIV infections among children. While the overall HIV treatment level is high, there is a huge injustice being committed against our children—only half of under-15s living with HIV were being treated last year.

Stigma and discrimination still has terrible consequences. The very people who are meant to be protecting, supporting and healing people living with HIV often discriminate against the people who should be in their care, denying access to critical HIV services, resulting in more HIV infections and more deaths. It is the responsibility of the state to protect everyone. Human rights are universal—no one is excluded, not sex

workers, gay men and other men who have sex with men, people who inject drugs, transgender people, prisoners or migrants. Bad laws that criminalize HIV transmission, sex work, personal drug use and sexual orientation or hinder access to services must go, and go now.

Women and girls continue to be disproportionately affected. It is outrageous that one in three women worldwide has experienced physical or sexual violence. We must not let up in our efforts to address and root out harassment, abuse and violence, whether at home, in the community or in the workplace. UNAIDS stands firm in its commitment to act against harassment, abuse and violence, wherever they occur.

The upcoming United Nations High-Level Meeting on Tuberculosis is a huge opportunity to bring AIDS out of isolation and push for the integration of HIV and tuberculosis services. There have been major gains in treating and diagnosing HIV among people with tuberculosis, but still, decades into the HIV epidemic, three in five people starting HIV treatment are not screened, tested or treated for tuberculosis, the biggest killer of people living with HIV. Equally important is integration of HIV services with sexual and reproductive health services and developing strong links with services for noncommunicable diseases. Our goal must be to save lives holistically, not disease by disease, issue by issue, in isolation.

There is a funding crisis. I am heartened by the fact that resources for AIDS increased in 2017, but there is still a 20% shortfall between what is needed and what is available. And we cannot afford any cuts in international assistance to the AIDS response. A 20% cut in international funding will be catastrophic for the 44 countries that rely on international assistance for at least 75% of their national AIDS responses. A fully funded AIDS response is non-negotiable, as is funding for universal health coverage.

This edition of *UNAIDS data* highlights these challenges and successes. It contains the very latest data on the world's response to HIV, consolidating a small part of the huge volume of data collected, analysed and refined by UNAIDS over the years. The full data set of information for 1990 to 2017 is available on aidsinfo.unaids.org.

AIDS is not over, but it can be. At the halfway point to the 2020 targets, we must recommit ourselves to achieve them. The successes in HIV treatment show what can be done when we put our minds to it. People living with HIV are leading longer, healthier lives. But we still have miles to go. We have promises to keep.

Michel Sidibé

UNAIDS Executive Director

State of the epidemic

AT A GLANCE

1

Reductions in AIDS-related deaths continue at a pace that puts the 2020 milestone within reach.

2

The global rate of new HIV infections is not falling fast enough to reach the 2020 milestone.

3

As deaths decline faster than new HIV infections, the number of people living with HIV has grown to 36.9 million [31.1–43.9 million].

4

The collection and analysis of more granular data is needed to guide efforts to reach key populations with services.

5

New epidemic transition measures show whether countries and regions are on the path to ending the AIDS epidemic.

Progress and gaps

End the AIDS epidemic by 2030. United Nations Member States boldly included this objective in the 2030 Agenda for Sustainable Development. Billions of dollars of investment and the collective efforts of millions of health-care workers, social workers, community-based organizations and researchers are working towards this goal.

Is the world on track? Are regions and countries progressing at different rates? What about individual cities and communities? What are the best ways to measure progress?

The international community and national AIDS programmes have struggled with these questions since the first global targets for the AIDS response were set in 2001. The United Nations General Assembly most recently took up this issue in 2016 during a High-Level Meeting focused on what must be done to achieve the goal of ending AIDS by 2030. A panel of experts advised that “ending AIDS as a public health threat” can be interpreted quantitatively as a 90% reduction in new HIV infections and deaths from AIDS-related illness by 2030 (compared to 2010 baselines).

Country data reported to UNAIDS over more than two decades were used to estimate the levels of service coverage required to achieve these reductions. This model was the basis of the Fast-Track programme coverage targets for 2020 set by the United Nations General Assembly. Meeting those targets should result in the achievement of the following impact-level interim milestones: by 2020, a reduction of new HIV infections to fewer than 500 000 globally and a reduction in deaths from AIDS-related illness to fewer than 500 000 globally—approximately a 75% reduction in both measures since 2010 (1).

AIDS-RELATED DEATHS

The latest data from countries show that reductions in deaths due to AIDS-related illness—largely driven by the steady scale-up of antiretroviral therapy—continue, but not quickly enough to reach the General Assembly’s 2020 milestone. The annual number of global deaths from AIDS-related illness among people living with HIV (all ages) has declined from a peak of 1.9 million [1.4–2.7 million] in 2004 to 940 000 [670 000–1 300 000] in 2017. Since 2010, AIDS-related mortality has declined by 34%. Reaching the 2020 milestone will require further declines of nearly 150 000 deaths per year.

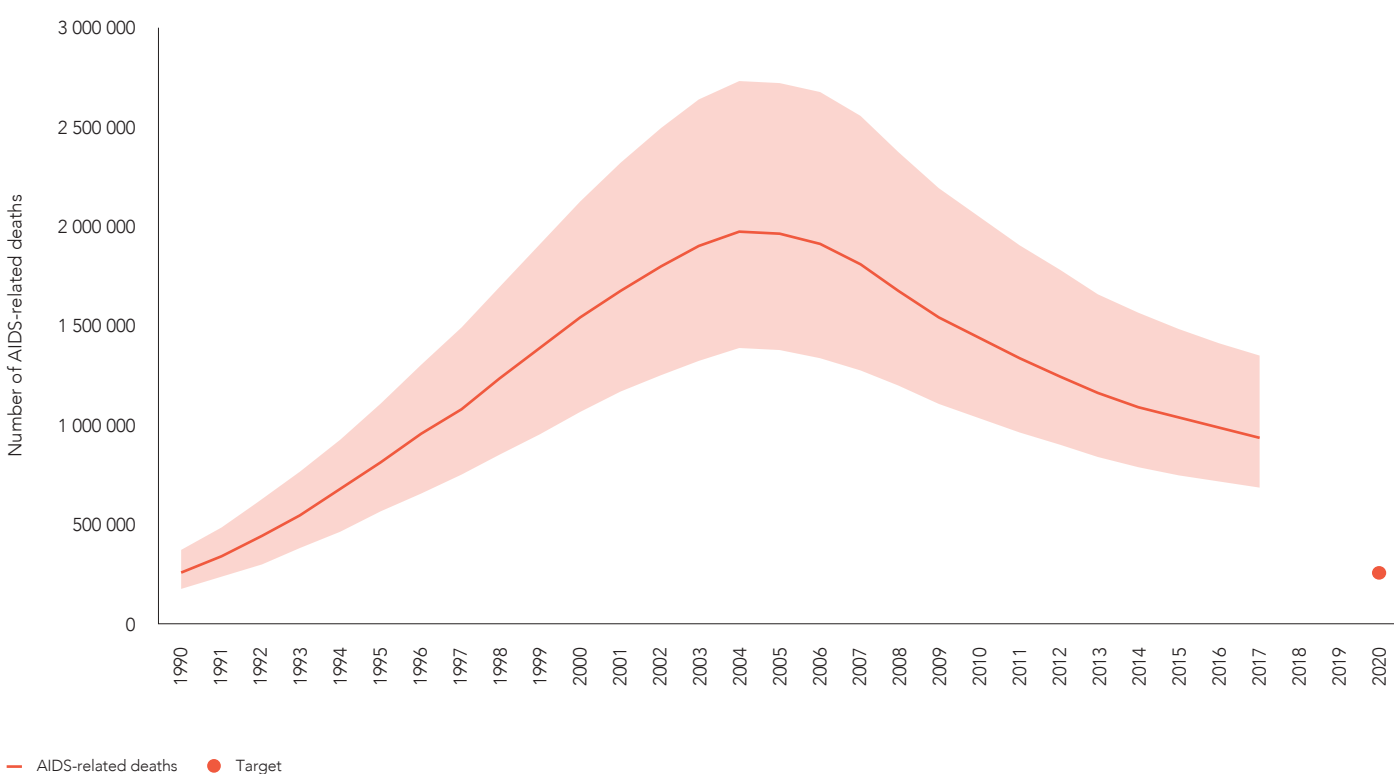
The global decline in deaths from AIDS-related illness has largely been driven by progress in sub-Saharan Africa, particularly eastern and southern Africa, which is home to 53% of the world’s people living with HIV. AIDS-related mortality declined by 42% from 2010 to 2017 in eastern and southern Africa, reflecting the rapid pace of treatment scale-up in the region. In western and central Africa, declines were more modest (24% reduction). Over the same period, steady declines in deaths also continued in Asia and the Pacific (39%

reduction), western and central Europe and North America (36% reduction) and the Caribbean (23% reduction). In Latin America, where antiretroviral therapy coverage has been relatively high and AIDS-related mortality relatively low for many years, the decline in deaths over the past seven years was 12%. There has been no reduction in AIDS-related mortality in eastern Europe and central Asia since 2010, and deaths from AIDS-related illness increased by 11% in the Middle East and North Africa.

Mortality reductions remain higher among women than men. This gender gap is particularly notable in sub-Saharan Africa, where 56% of people living with HIV are women. Despite the higher disease burden among women, more men living with HIV are dying (2, 3). In 2017, an estimated 300 000 [220 000–410 000] men in sub-Saharan Africa died of AIDS-related illness compared to 270 000 [190 000–390 000] women. This reflects higher treatment coverage among women: in 2017, an estimated 75% of men living with HIV (aged 15 years and over) in eastern and southern Africa knew their HIV status, compared to 83% of women living with HIV of the same age.

Approaching a 2020 milestone

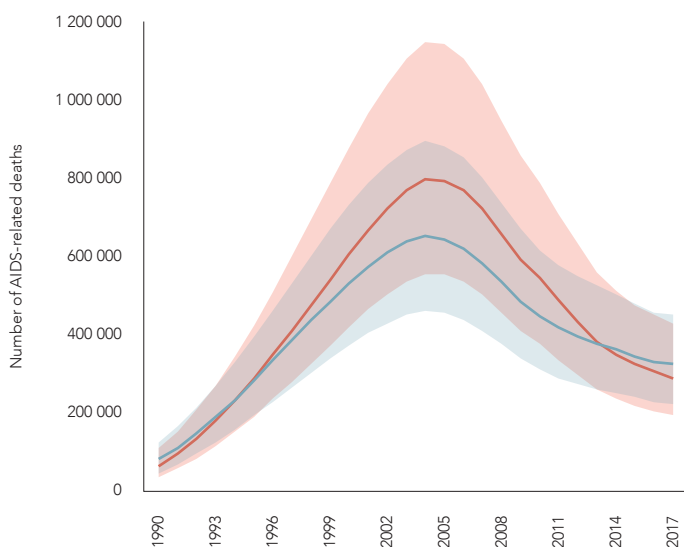
Number of AIDS-related deaths, global, 1990–2017 and 2020 target



Source: UNAIDS 2018 estimates.

Steep decline in deaths in sub-Saharan Africa

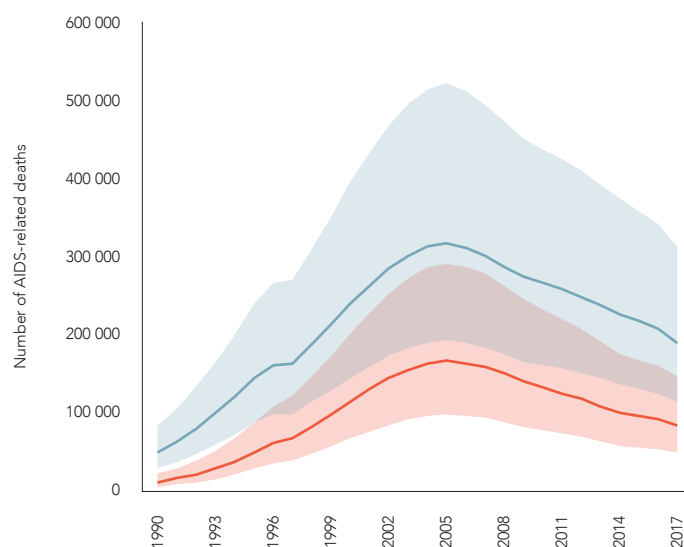
Number of AIDS-related deaths, by sex, sub-Saharan Africa, 1990–2017



— Females — Males

Source: UNAIDS 2018 estimates.

Number of AIDS-related deaths, by sex, regions outside sub-Saharan Africa, 1990–2017



In other parts of the world, where the vast majority of epidemics are among predominantly male key populations (such as people who inject drugs and gay men and other men who have sex with men), HIV disease burden is higher among men. This higher burden, combined with lower treatment coverage among men, increases the gender disparity in AIDS-related mortality in these regions. Outside of sub-Saharan Africa, 69% deaths from AIDS-related illness were among men and boys.

NEW HIV INFECTIONS

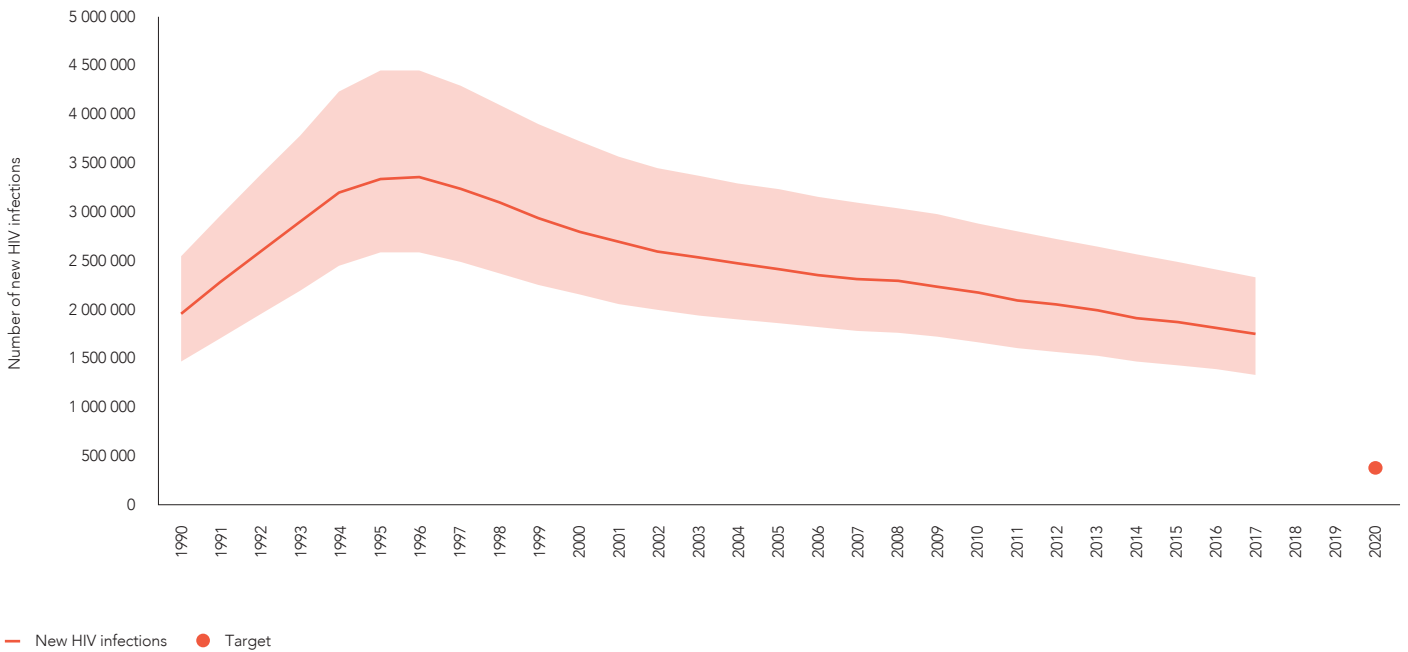
The number of new HIV infections globally continued to decline in 2017. Modelled estimates show that new infections (all ages) declined from a peak of 3.4 million [2.6–4.4 million] in 1996 to 1.8 million [1.4–2.4 million] in 2017. However, progress is far slower than what is required to reach the 2020 milestone of less than 500 000 new infections.

As is the case with AIDS-related mortality, the reduction in new HIV infections between 2010 and 2017 was strongest in sub-Saharan Africa due to sharp reductions in eastern and southern Africa (30% decline). Important progress was also made in the Caribbean (18% decline), in Asia and the Pacific (14% decline), western and central Africa (8% decline) and western and central Europe and North America (8% decline). The trend was essentially stable in Latin America (1% decline). In the Middle East and North Africa and eastern Europe and central Asia, the annual number of new HIV infections has doubled in less than 20 years.

Women continue to account for a disproportionate percentage of new HIV infections among adults (aged 15 and older) in sub-Saharan Africa: they represented 59% of the 980 000 million [820 000–1 100 000] new adult HIV infections in 2017. In other parts of the world, men accounted for 63% of the 650 000 [590 000–750 000] new adult HIV infections in 2017. Globally, there were almost 90 000 more new HIV infections among men than women in 2017.

Insufficient progress on prevention

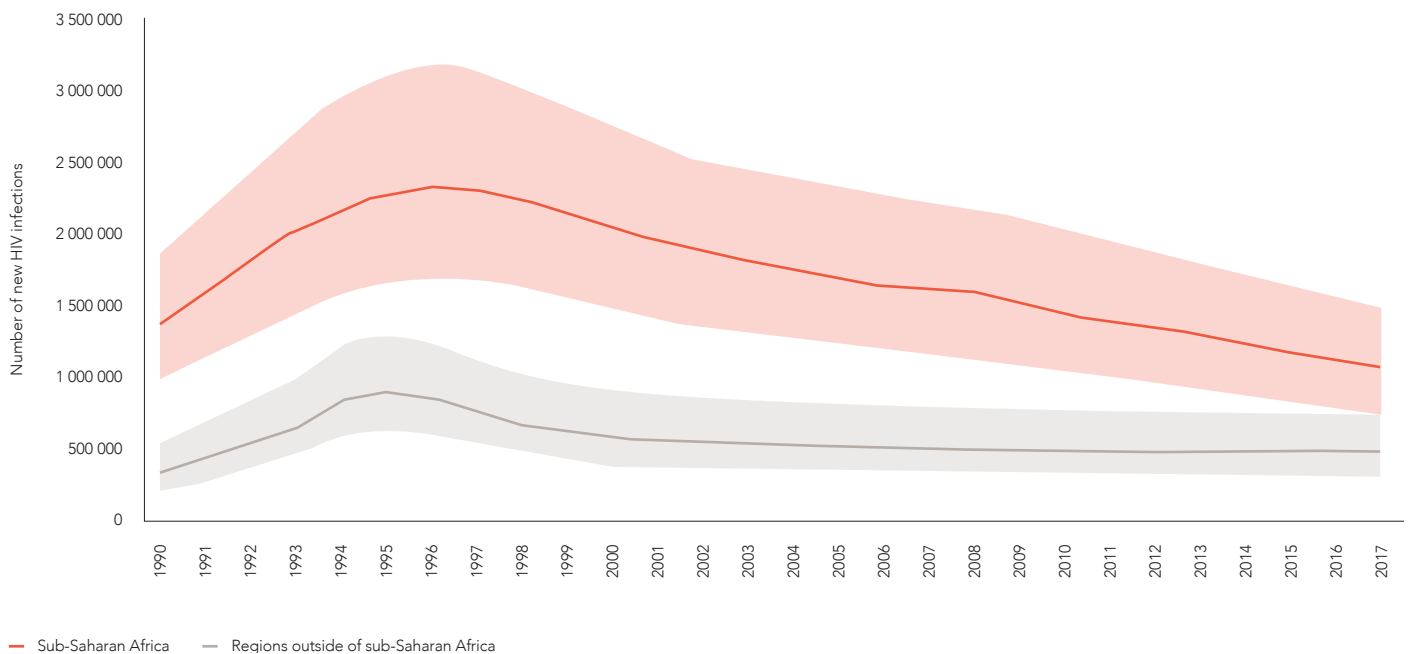
Number of new HIV infections, global, 1990–2017 and 2020 target



Source: UNAIDS 2018 estimates.

Little change in new HIV infections outside of sub-Saharan Africa

Number of new HIV infections, sub-Saharan Africa and regions outside sub-Saharan Africa, 1990–2017



Source: UNAIDS 2018 estimates.

KEY POPULATIONS

As the world continues on the path towards ending the AIDS epidemic, national epidemics will be increasingly concentrated among populations at higher risk of HIV infection.

As the need to focus HIV services on key populations increases, the utility of national-level metrics will diminish. Key populations make up a small proportion of the general population. They also are reluctant to identify themselves, especially in environments where their actions or identities are considered socially or religiously unacceptable, or they are punishable under local law. This makes it difficult to collect quality data on the location and size of these populations, their attitudes and practices, their access to HIV services, and the incidence and prevalence of HIV among them. This challenge exists both in settings with low HIV prevalence, where key populations account for the vast majority of new HIV infections, and in high-prevalence settings, where HIV risks are assumed to be more evenly distributed.

Available data—including special surveys of key populations using respondent-driven sampling methods—suggest that 47% of new HIV infections globally in 2017 were among key populations and their sexual partners.¹ This percentage varies by region. Key populations and their sexual partners accounted for more than 95% of new HIV infections in eastern Europe and central Asia and the Middle East and North Africa, 90% of new infections in western and central Europe and North America, 77% in Latin American and 84% in Asia and the Pacific and the Caribbean. In western and central Africa, 40% of new HIV infections are among key populations and their sexual partners.

Gay men and other men who have sex with men accounted for an estimated 57% of new HIV infections in western and central Europe and North America in 2017, an estimated 41% of new infections in Latin America, more than 25% of new HIV infections in Asia and the Pacific and the Caribbean, about 20% of new infections in eastern Europe and central Asia and the Middle East and North Africa, and an estimated 12% of new infections in western and central Africa. People who inject drugs accounted for more than one third of

new HIV infections in eastern Europe and central Asia and in the Middle East and North Africa. Sex workers accounted for about one in 10 infections in eastern Europe and central Asia and the Middle East and North Africa.

EPIDEMIC TRANSITION METRICS

Tracking annual numbers of new HIV infections and deaths from AIDS-related illness has several advantages. Percentage reduction targets are simple, easily understood, applicable to all countries regardless of the size of their HIV epidemics, and scalable to subnational, national, regional and global levels. Data also are readily available: estimates are produced annually by countries and reported to UNAIDS, meaning that progress towards the targets can be measured annually.

However, achieving steep reductions in these measures is much more difficult in low-level epidemic settings. In addition, the 2010 baseline hides strong gains made by many countries before 2010 compared to countries that scaled up their HIV responses more recently. The two measures also are presented separately, which artificially disconnects the clear relationship between new HIV infections, mortality among people living with HIV and the prevalence of HIV within a population.

The UNAIDS Science Panel convened a meeting of experts from various stakeholder groups in October 2017 to consider complementary measures that countries could use to better track their progress towards ending AIDS as a public health threat.² One measure of note is the incidence:mortality ratio. Combining HIV incidence and mortality among people living with HIV from all causes in a ratio produces a dynamic measure of the annual change in the number of people living with HIV within a given population. The measure is useful for calculating how current investments in a country's HIV response will impact future resource needs (4). When the ratio is greater than 1 (when there are more new infections than deaths within a year), there will be a net increase in the number of people living with HIV, which will likely increase the financial burden on the health system. Conversely, when the ratio is less than 1, there will be a net reduction in the number of people living with HIV, and the financial burden on the health system will likely decrease.

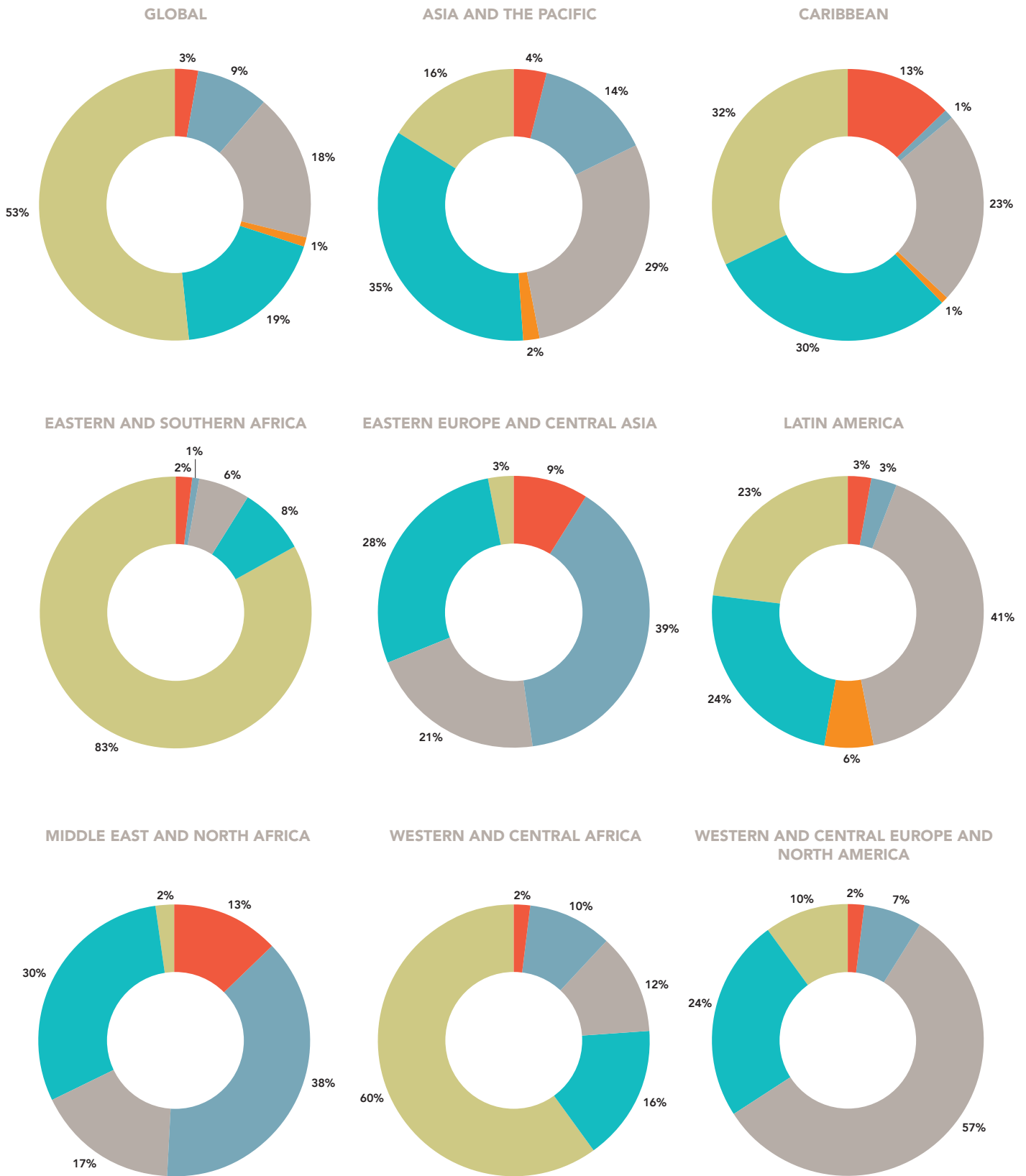
Continued on page 12

¹ Respondent-driven sampling relies on members of a hard-to-find population referring additional people within the population to the data collectors of the study. This "snowball" sample is then adjusted using a mathematical model that weights the sample to compensate for the fact that the sample was collected in a non-random way.

² The descriptions of epidemic transition metrics in this chapter are largely drawn from the report of the meeting convened by the UNAIDS Science Panel, Making the end of AIDS real: consensus building around what we mean by "epidemic control". The report is available at http://www.unaids.org/sites/default/files/media_asset/glion_oct2017_meeting_report_en.pdf.

Key populations important in all epidemic settings

Distribution of new HIV infections, by population group, global and by region, 2017



■ Sex workers
 ■ People who inject drugs
 ■ Gay men and other men who have sex with men
 ■ Transgender women*
■ Clients of sex workers and other sexual partners of key populations
 ■ Rest of population†

* Data are only available from Asia and the Pacific, Caribbean and Latin America. With rare exceptions, reported data are from transwomen who sell sex, but size estimates are increasingly all transgender women.

† Individuals in this category did not report any HIV-related risk behaviour.

Source: UNAIDS special analysis, 2018.

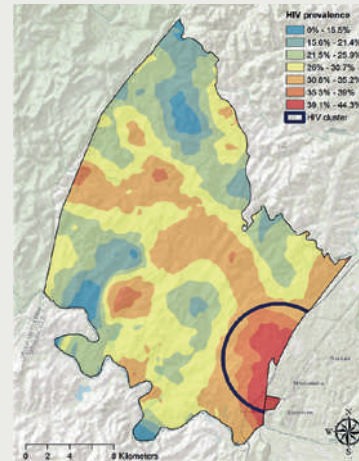
Granular data in KwaZulu-Natal for a location–population approach

Global, regional and country data provide bird’s-eye views that can obscure diversity at the local level. Recognition of the gains to be made through more precise allocation of resources to the people and places in greatest need has inspired a location–population approach to the HIV response (5). Adopting this approach requires the collection of more granular data, down to neighbourhoods and individual service providers. It then needs geospatial analysis of those data to determine where new infections are occurring and where gaps in essential services exist, followed by the redistribution of resources to fill those gaps.

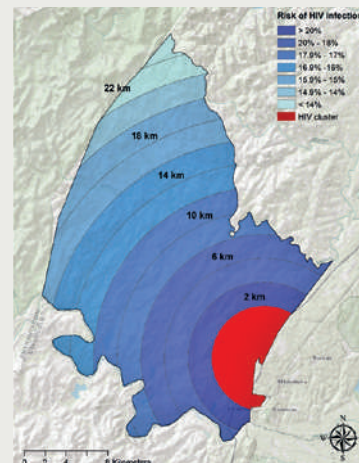
In South Africa, mapping of epidemiological data has revealed marked diversity in the distribution of HIV infections within a relatively small geographic area with a high overall rate of HIV. Researchers from the Africa Health Research Institute, Kwazulu-Natal Research Innovation and Sequencing, and University of Cincinnati geolocated individual seroconversions from 2010–2014 cohort survey data collected in KwaZulu-Natal province. This analysis reveals an “HIV hotspot” where 40.8% [39.5–42.1%] of adults (aged 15 years and older) are living with HIV (6). People within this geographic area have a 46% higher risk of HIV infection than those living outside of it, and the closer one lives to the hotspot, the higher one’s risk of infection (6).

The KwaZulu-Natal data also show that hotspots play an important role in the spread of HIV in the areas surrounding them. A study of 351 HIV transmission links among adults (aged 15 years and older) found that 72.4% of the links included at least one individual within the HIV hotspot, whereas in 27.6% of the links, both individuals were located outside of the hotspot (6). A separate analysis of cohort survey data collected in rural areas of the province between 2004 and 2014 also found that new HIV infections are clustered in specific geographic locations, forming corridors of transmission, where the rate of new infections among adults (aged 15–54 years) was 70% higher than in neighbouring areas (7). Intensifying comprehensive HIV prevention and treatment services within the HIV hotspot and transmission corridors could prove critical in efforts to reach Fast-Track Targets in KwaZulu-Natal.

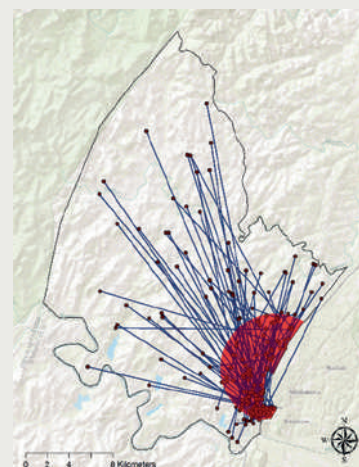
HIV spreads from hotspots



HIV prevalence among adults (aged 15 years and older), by geographic area, KwaZulu-Natal, South Africa, 2010–2014



Risk of HIV infection among adults (aged 15 years and older), by geographic area, KwaZulu-Natal, South Africa, 2010–2014



HIV transmission links among adults (aged 15 years and older), KwaZulu-Natal, South Africa, 2010–2014

Note: On the third map, an intentional random spatial error has been introduced to anonymize individuals’ locations.

Source: Cuadros DF. Assessing the role of geographical HIV hot-spots in the spread of the epidemic. In: CROI 2018 [website]. Boston (MA); c2018 (http://www.croiwebcasts.org/console/player/37086?mediaType=slideVideo&&crd_fl=0&ssmsrq=1528958135518).

Improving estimates on key populations and HIV

The risk of acquiring HIV is unevenly distributed within countries, both geographically and among different subpopulations. There have been substantial improvements in recent years in the measurement of this risk differential. Recent large-scale investment in household surveys is improving measurement of the disease burden of HIV, expansion of HIV testing and treatment services, and viral suppression among people living with HIV. There have also been innovations in survey methodology focused on specific subpopulations, enabling HIV programmes to obtain more robust data on specific determinants of HIV acquisition, including estimates of the unmet HIV prevention and treatment needs among gay men and other men who have sex with men, sex workers, people who inject drugs, transgender women and incarcerated populations. Where available, these data have informed mathematical modelling exercises that consistently demonstrate that HIV prevention portfolios matched to the differing risks across populations and locations will accelerate reductions in new HIV infections and produce better value for money (8–10).

There is a window of opportunity to strengthen the tools available and enable national HIV programmes to collect and analyse granular data, and to focus their limited resources on where they are most needed.

Motivated by the desire to sustain momentum towards eliminating new HIV infections, there is a window of opportunity to build on this progress and strengthen the tools available to national HIV programmes. This would enable them to collect and analyse granular data, and to focus limited resources on where they are most needed. The UNAIDS Reference Group on Estimates, Modelling and Projections³ has identified a number of priorities for innovation:

1. **Develop improved metrics for understanding and communicating the contributions of key populations to ongoing HIV transmission across epidemic settings.** Current models may not fully represent the different HIV transmission risks to and from key populations and how they have contributed to the high incidence observed in many settings. Understanding these risks is critical to ending AIDS as a public health threat (11, 12). New metrics are needed to better measure HIV transmission among key populations. HIV service provision varies across geography and population groups, and a better understanding of how this impacts the epidemic is required. Projections of how transmission patterns may evolve and lead to increased proportions of new infections among specific subpopulations are needed to maintain an efficient response.
2. **Make existing data about key populations more robust and accessible for HIV policy and planning purposes.** Substantial efforts have improved the collection, curation and synthesis of epidemiologic data about key populations. A coordinated effort to make these data and tools more accessible will support their more consistent and effective use in HIV strategic information and policy.
3. **Develop new tools that strengthen ownership of data on key populations within the national HIV estimates process, alongside core epidemiological indicators for the general population.** Country-owned HIV estimates, generated by national HIV programmes using the Spectrum model, are central to the HIV response. These estimates also are a key component of countries' regular reporting to UNAIDS on progress towards global targets. New modelling tools that facilitate the local creation of key population-focused strategic information through this same process will facilitate improved local understanding, ownership and effective use of these data to support an evidence-informed and human rights-affirming HIV policy and programmatic response.

³ On 12 July 2018, the Reference Group lost Professor Basia Zaba, who had been a member since 1998 and made several critical contributions to HIV surveillance and modelling.

Globally, stronger reductions in AIDS-related mortality compared to new HIV infections has seen the total number of people living with HIV rise steadily in recent years.

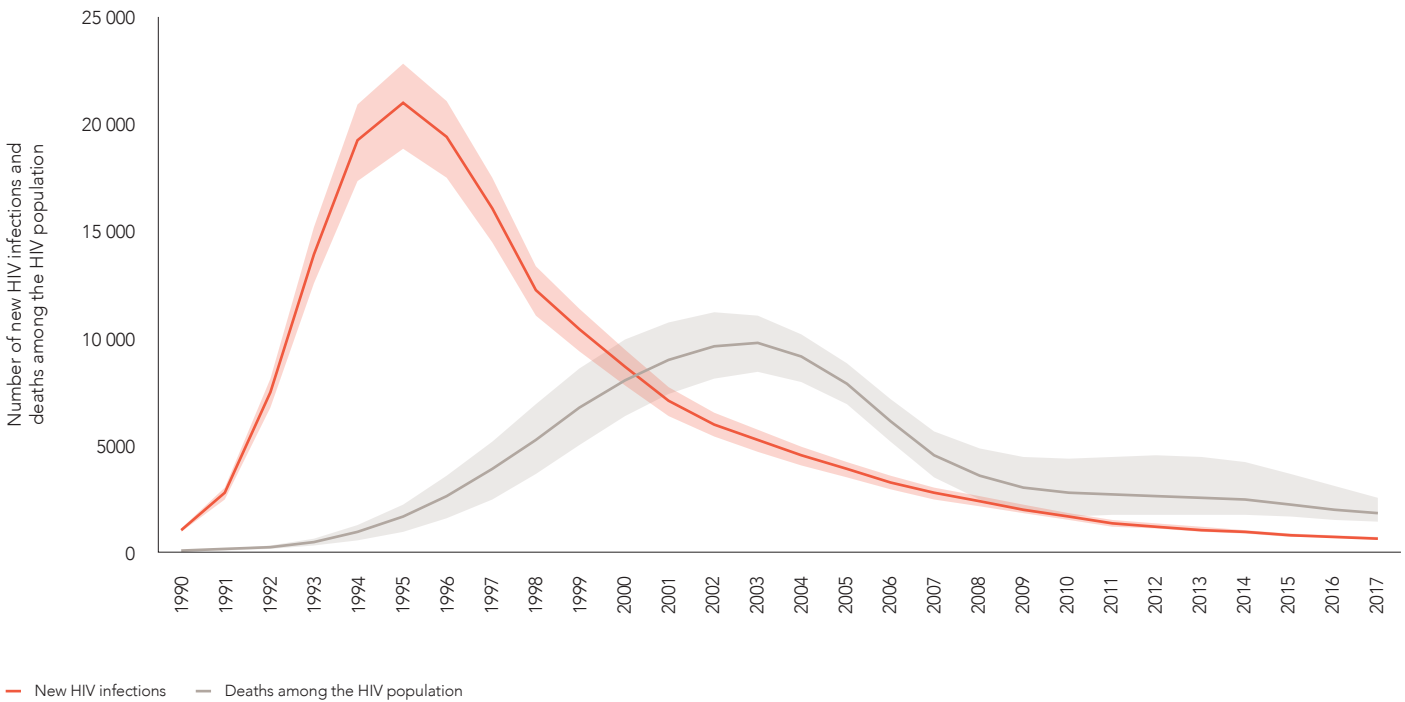
However, use of the incidence:mortality ratio in isolation can be misleading. High AIDS-related mortality, as was the case before antiretroviral therapy was widely available, can push the incidence:mortality ratio below 1 and drive reductions in the number of people living with HIV within a population. This is clearly an undesirable situation. In recent years, steadily increasing coverage of antiretroviral therapy globally has lowered mortality among people living with HIV, while efforts to prevent HIV infections have been relatively less successful. As a result, the global incidence:mortality ratio has been

greater than 1 for at least the last 25 years, and the number of people living with HIV globally continues to increase steadily.

This fundamental drawback of the incidence:mortality ratio can be dealt with by limiting its use to situations where antiretroviral therapy coverage exceeds 81% and viral suppression exceeds 73%, as called for in the 90–90–90 targets.⁴ High rates of viral suppression should translate to most HIV-positive people living long and healthy lives. If HIV prevention efforts are sufficient, the ratio will decrease as the world strives to end the AIDS epidemic. At the end of 2017, only one country had achieved the 2020 treatment coverage target and had an incidence:mortality ratio under 1: Cambodia.

Incidence:mortality ratio under 1 in Cambodia

Number of new HIV infections and deaths among the HIV population (all causes), Cambodia, 1990–2017

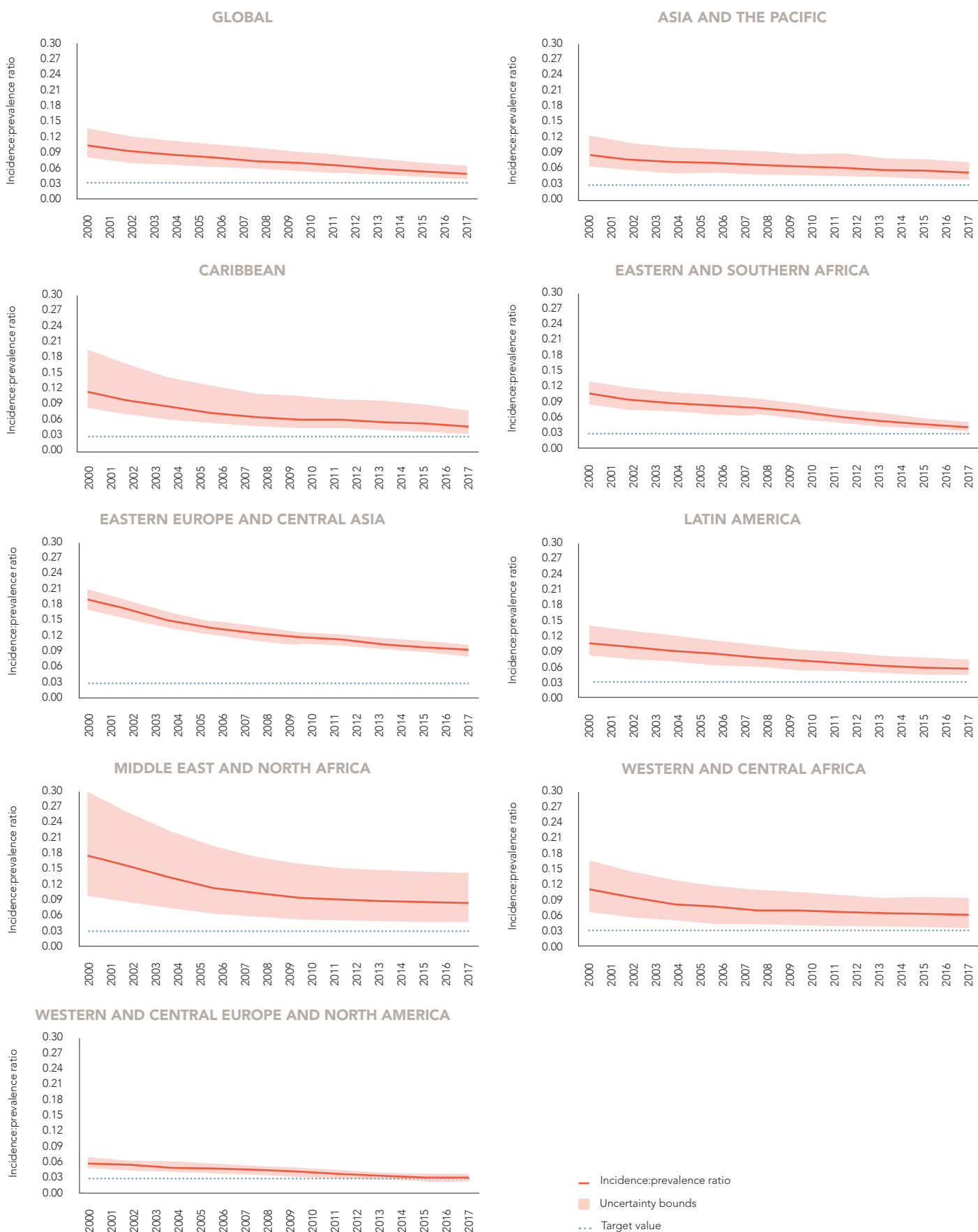


Source: UNAIDS 2018 estimates.

⁴ In the strategy of the United States President's Plan for AIDS Relief (PEPFAR), use of the incidence:mortality ratio is limited to countries with antiretroviral therapy coverage of 70% or higher.

Global progress towards ending the AIDS epidemic

Incidence:prevalence ratio, global and by region, 1990–2017



Source: UNAIDS 2018 estimates.

INCIDENCE:PREVALENCE RATIO

A similar dynamic measure is the incidence:prevalence ratio. This ratio of the number of new HIV infections to the number of people living with HIV within a population produces the average duration of time a person lives with HIV in an epidemic that remains stable over many years (prevalence/incidence = duration). If a benchmark is set that corresponds to long life expectancy for people living with HIV, the ratio incorporates both impact-level objectives set by the United Nations General Assembly: preventing HIV infections and ensuring that HIV-positive people live long and healthy lives. UNAIDS has selected an epidemic transition benchmark of 0.03, which corresponds to an average life expectancy after infection of 30 years.⁵ At this average life expectancy, the total population of people living with HIV will gradually fall if the number of new HIV infections is less than three per 100 people living with HIV per year. However, if the number of new infections per 100 people living with HIV per year is greater than three, the population of people living with HIV will grow over time.

The global incidence:prevalence ratio has been steadily declining since 1990, reaching 0.05 in 2017. All regions have had declining ratios since 2000, but the rates of decline and the 2017 ratios vary greatly. In western and central Europe and North America, low and declining incidence of HIV and mortality among people living with HIV over the last 17 years has seen the incidence:prevalence ratio fall from 0.06 in 2000 to 0.03 in 2017. Strong and steady reductions in new HIV infections and mortality among people living with HIV in eastern and southern Africa has pushed the ratio down from 0.11 in 2000 to 0.04 in 2017. Progress has been more gradual in Asia and the Pacific (0.05 in 2017), Latin America (0.06 in 2017), the Caribbean (0.05 in 2017) and western and central Africa (0.06 in 2017). The incidence:prevalence ratios of the Middle East and North Africa (0.08 in 2017) and eastern Europe and central Asia (0.09 in 2017) remain high, reflecting the rising incidence of HIV and relatively low treatment coverage in these regions.

Countries that have already achieved the 0.03 benchmark include Austria, Bahamas, Cambodia, Denmark, Ethiopia, France, Germany, Italy, Nepal, Netherlands, Portugal and Spain.

PUTTING IMPACT MEASURES INTO CONTEXT

HIV incidence, HIV prevalence and other epidemiological measures do not reflect the structural and social determinants that facilitate the spread of HIV or the substantial stigma and discrimination faced by people living with HIV and key populations. They also fail to capture the need to establish an enabling legal and policy environment to protect these individuals from rights violations and to change the attitudes and behaviours of the general population.

In recognition of this, UNAIDS consulted a group of civil society leaders and expert researchers. Their task was to review (a) the available measures of HIV-related stigma and discrimination and (b) the legal and policy environment for health service provision to and rights protection of people living with HIV and key populations at higher risk of HIV infection. The aim of this process was to establish one or more summary measures of the enabling environment of an effective HIV response. Such a process takes time: available measures do not cover all of the required facets of an enabling environment, and consultation with people living with HIV and key populations is critical. The expert group proposed to incorporate development of a summary measure into the ongoing efforts to forge a global compact to end all forms of HIV-related stigma and discrimination.

In the interim, it was agreed that UNAIDS will accompany its presentation of epidemic transition measures with an interim set of indicators that measure the drivers, facilitators, manifestations and outcomes of HIV-related stigma and discrimination (Table 2.1). Region and country data for these indicators are presented in the region chapters of this report, the accompanying *UNAIDS 2018 data book* and the AIDSinfo website.

⁵ An individual's life expectancy after infection is highly dependent on the age at which they are infected. Global estimates show that most adult infections occur among men aged 25–29 years and among women aged 20–24 years. Children (aged 0–14 years) accounted for 11% of HIV infections in 2017.

Putting epidemic transition into context

Interim set of indicators that measure the drivers, facilitators, manifestations and outcomes of HIV-related stigma and discrimination

DRIVERS AND FACILITATORS OF HIV-RELATED DISCRIMINATION

DISCRIMINATORY ATTITUDES

- Percentage of women and men aged 15–49 years who report discriminatory attitudes towards people living with HIV (*GAM/population-based surveys*)
- Percentage of health facility staff who hold stigmatizing views about people living with HIV (*health facility surveys*)

DISCRIMINATORY LAWS AND POLICIES (*NCPI/civil society databases*)

- Does your country have laws criminalizing the transmission of, non-disclosure of or exposure to HIV transmission?
- Are transgender people criminalized and/or prosecuted in your country?
- Is sex work criminalized in your country?
- Does your country have laws criminalizing same-sex sexual acts?
- Does your country retain the death penalty in law for people convicted of drug-related offences? Is drug use or possession for personal use an offence in your country?
- Does your country have laws or policies restricting the entry, stay and residence of people living with HIV?
- Is there a law, regulation or policy specifying that HIV testing is (a) solely performed on the basis of voluntary and informed consent, (b) mandatory before marriage, (c) mandatory to obtain a work or residence permit, or (d) mandatory for certain groups?
- Does your country have laws requiring parental consent for adolescents to access (a) sexual and reproductive health services, (b) HIV testing or (c) HIV treatment?
- Does your country have laws requiring spousal consent for married women to access (a) sexual and reproductive health services or (b) HIV testing?
- Is vertical transmission of HIV criminalized in your country?
- In your country what is the legal age of marriage? In your country is child marriage (a formal marriage or informal union before age 18) void or prohibited?
- Does your country have legislation on domestic violence? If yes, does this legislation cover explicit criminalization of marital rape?
- Does your country have legal protections for transgender people?
- Does your country have legal protections for sex workers?
- Does your country have any laws or other provisions specifying protections based on grounds of sexual orientation?
- Does your country have any specific anti-discrimination laws or other provisions that apply to people who use drugs?

SERVICES

- Coverage of HIV prevention programmes: Percentage of people in a key population reporting having received a combined set of HIV prevention interventions
- Are opioid substitution therapy programmes operational in your country? (*NCPI/GAM/civil society databases*)
- Are needle–syringe programmes operational in your country? (*NCPI/GAM/civil society databases*)
- Does your country have education policies that guide the delivery of life skills-based HIV and sexuality education according to international standards in (a) primary school, (b) secondary school or (c) teacher training? (*NCPI*)
- Does your country have training programmes for police and other law enforcement personnel/members of the judiciary/elected officials (lawmakers, parliamentarians)/health-care workers on human rights and non-discrimination legal frameworks as applicable to HIV? (*NCPI*)
- Does your country have accountability mechanisms in relation to discrimination and violations of human rights in health-care settings? (*NCPI*)

VIOLENCE

- Proportion of ever-married or partnered women aged 15–49 years who experienced physical or sexual violence from a male intimate partner in the past 12 months (*GAM/population-based surveys*)
- Percentage of people living with HIV who have experienced verbal or physical harassment (*People Living with HIV Stigma Index surveys*)
- Percentage of key populations who have experienced verbal, physical or sexual violence (*integrated biological and behavioural surveys*)

EXPERIENCED DISCRIMINATION IN HEALTH CARE

- Percentage of people living with HIV who report experiences of HIV-related discrimination in health-care settings (*GAM/People Living with HIV Stigma Index surveys*)

AVOIDANCE OF HEALTH CARE BECAUSE OF STIGMA AND DISCRIMINATION

- Avoidance of health care among sex workers because of stigma and discrimination (*GAM/integrated biological and behavioural surveys*)
- Avoidance of health care among gay men and other men who have sex with men because of stigma and discrimination (*GAM/integrated biological and behavioural surveys*)
- Avoidance of health care among people who inject drugs because of stigma and discrimination (*GAM/integrated biological and behavioural surveys*)
- Avoidance of health care among transgender people because of stigma and discrimination (*GAM/integrated biological and behavioural surveys*)

EMPLOYMENT

- Have you ever been refused employment or a work opportunity because of your HIV status? Have you ever lost a source of income or job because of your HIV status? (*People Living with HIV Stigma Index surveys*)

LAW AND POLICY ENFORCEMENT (*NCPI/civil society databases*)

- Can possession of a needle/syringe without a prescription be used as evidence of drug use or cause for arrest in your country?
- Have transgender people in your country been arrested or prosecuted for manifestations of their gender identity in the past three years?
- Have sex workers in your country been arrested or prosecuted in relation to selling sex in the past three years?
- Have people in your country been arrested or prosecuted for consensual same-sex sexual acts in the past three years?

SERVICE COVERAGE

- Percentage of people who inject drugs receiving opioid substitution therapy (*GAM*)
- Number of needles and syringes distributed per person who injects drugs per year by needle–syringe programmes (*GAM*)

MANIFESTATIONS AND OUTCOMES OF HIV-RELATED DISCRIMINATION

References

1. Stover J, Bollinger L, Izazola JA, Loures L, DeLay P, Ghys PD et al. What is required to end the AIDS epidemic as a public health threat by 2030? The cost and impact of the Fast-Track approach. *PLoS ONE*. 2016;11(5):e0154893.
2. Centers for Disease Control and Prevention. Differences between HIV-infected men and women in antiretroviral therapy outcomes—six African countries, 2004–2012. *MMWR Morb Mortal Wkly Rep*. 2013;62(47):946–52.
3. Network for Analysis of Longitudinal Population-based HIV/AIDS data on Africa (ALPHA). Special analysis for UNAIDS. In: *Get on the Fast-Track: the life-cycle approach to HIV*. Geneva: UNAIDS; 2016.
4. Strategy for accelerating HIV/AIDS epidemic control (2017–2020). Washington (DC): United States President’s Emergency Plan for AIDS Relief; 2017 (<https://www.pepfar.gov/documents/organization/274400.pdf>).
5. On the Fast-Track to end AIDS by 2030: focus on location and population. Geneva: UNAIDS; 2015.
6. Cuadros DF, Gräf T, de Oliveira T, Baernighausen T, Tanser F. Assessing the role of geographical HIV hot-spots in the spread of the epidemic. Conference on Retroviruses and Opportunistic Infections (CROI), Boston (MA), 4–7 March 2018 (http://www.croiwebcasts.org/console/player/37086?mediaType=slideVideo&&crd_fl=0&ssmsrq=1528958135518).
7. Tanser F, Bärnighausen T, Dobra A, Sartorius B. Identifying “corridors of HIV transmission” in a severely affected rural South African population: a case for a shift toward targeted prevention strategies. *Int J Epidemiol*. 2018 Apr 1;47(2):537–49.
8. Anderson SJ, Cherutich P, Kilonzo N, Cremin I, Fecht D, Kimanga D et al. Maximising the effect of combination HIV prevention through prioritisation of the people and places in greatest need: a modelling study. *Lancet*. 2014 Jul 19;384(9939):249–56.
9. Kelly SL, Martin-Hughes R, Stuart RM, Yap XF, Kedziora DJ, Grantham KL et al. The global Optima HIV allocative efficiency model: targeting resources in efforts to end AIDS. *Lancet HIV*. 2018 Apr;5(4):e190–8.
10. McGillen JB, Anderson SJ, Dybul MR, Hallett TB. Optimum resource allocation to reduce HIV incidence across sub-Saharan Africa: a mathematical modelling study. *Lancet HIV*. 2016 Sep;3(9):e441–8.
11. Case KK, Ghys PD, Gouws E, Eaton JW, Borquez A, Stover J et al. Understanding the modes of transmission model of new HIV infection and its use in prevention planning. *Bull World Health Organ*. 2012 Nov 1;90(11):831–838A.
12. Mishra S, Pickles M, Blanchard JF, Moses S, Boily MC. Distinguishing sources of HIV transmission from the distribution of newly acquired HIV infections: why is it important for HIV prevention planning? *Sex Transm Infect*. 2014 Feb;90(1):19–25.

Global and regional data

Global summary of the AIDS epidemic | 2017

Number of people living with HIV	Total	36.9 million [31.1 million–43.9 million]
	Adults	35.1 million [29.6 million–41.7 million]
	Women (15+ years)	18.2 million [15.6 million–21.4 million]
	Children (<15 years)	1.8 million [1.3 million–2.4 million]

People newly infected with HIV in 2017	Total	1.8 million [1.4 million–2.4 million]
	Adults	1.6 million [1.3 million–2.1 million]
	Children (<15 years)	180 000 [110 000–260 000]

AIDS-related deaths in 2017	Total	940 000 [670 000–1.3 million]
	Adults	830 000 [590 000–1.2 million]
	Children (<15 years)	110 000 [63 000–160 000]

Global estimates for adults and children | 2017

People living with HIV	36.9 million [31.1 million–43.9 million]
-------------------------------	--

New HIV infections in 2017	1.8 million [1.4 million–2.4 million]
-----------------------------------	---------------------------------------

AIDS-related deaths in 2017	940 000 [670 000–1.3 million]
------------------------------------	-------------------------------

About 5000 new HIV infections (adults and children) a day | 2017

- About 66% are in sub-Saharan Africa
- About 500 are among children under 15 years of age
- About 4400 are among adults aged 15 years and older, of whom:
 - almost 43% are among women
 - about 33% are among young people (15–24)
 - about 19% are among young women (15–24)

Global estimates for children (<15 years) | 2017

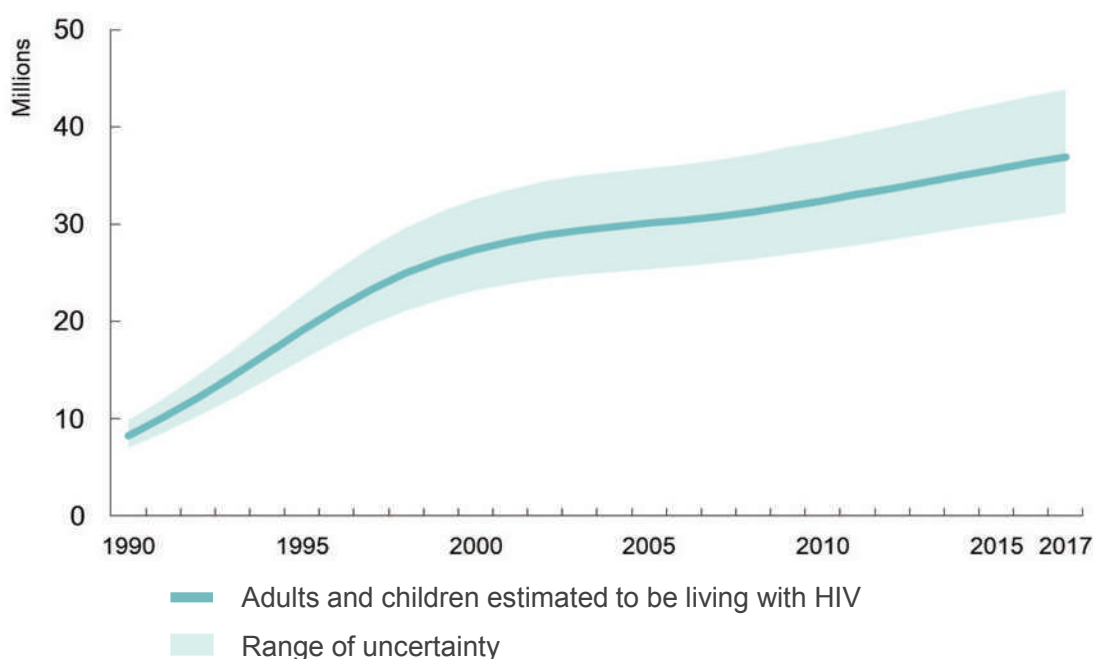
Children living with HIV	1.8 million [1.3 million–2.4 million]
New HIV infections in 2017	180 000 [110 000–260 000]
AIDS-related deaths in 2017	110 000 [63 000–160 000]

Regional HIV and AIDS statistics and features | 2017

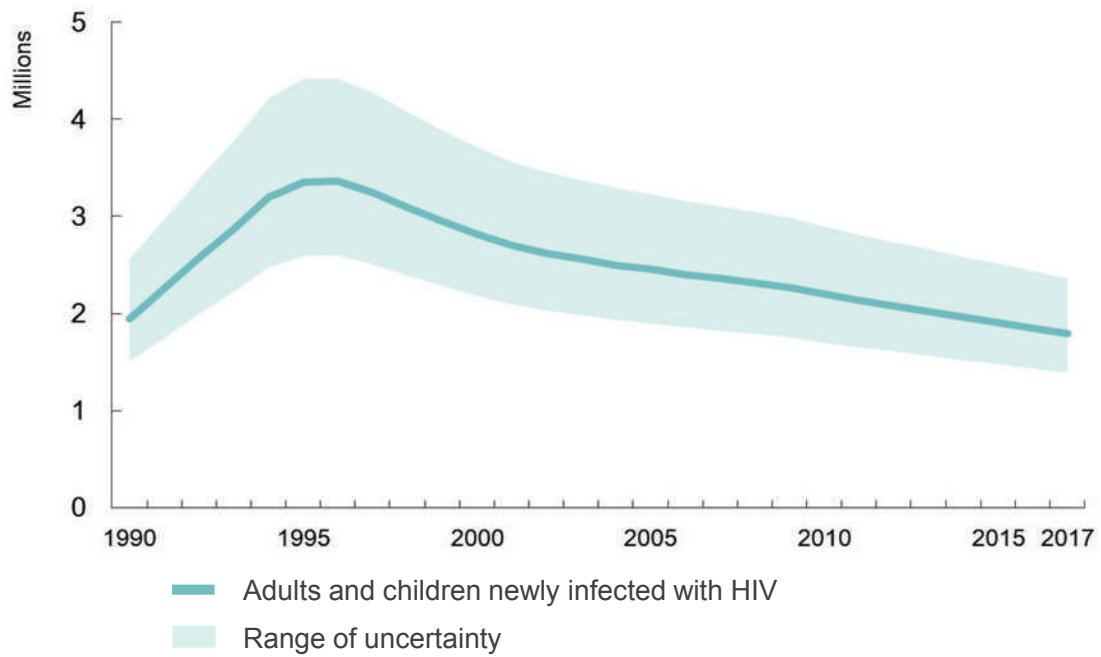
	Adults and children living with HIV	Adults and children newly infected with HIV	Adult and child deaths due to AIDS
Eastern and southern Africa	19.6 million [17.5 million–22.0 million]	800 000 [650 000–1.0 million]	380 000 [300 000–510 000]
Western and central Africa	6.1 million [4.4 million–8.1 million]	370 000 [220 000–570 000]	280 000 [180 000–410 000]
Middle East and North Africa	220 000 [150 000–300 000]	18 000 [10 000–31 000]	9800 [6400–15 000]
Asia and the Pacific	5.2 million [4.1 million–6.7 million]	280 000 [210 000–390 000]	170 000 [110 000–280 000]
Latin America	1.8 million [1.5 million–2.3 million]	100 000 [77 000–130 000]	37 000 [26 000–51 000]
Caribbean	310 000 [260 000–420 000]	15 000 [11 000–26 000]	10 000 [7100–17 000]
Eastern Europe and central Asia	1.4 million [1.3 million–1.6 million]	130 000 [120 000–150 000]	34 000 [25 000–41 000]
Western and central Europe and North America	2.2 million [1.9 million–2.4 million]	70 000 [57 000–84 000]	13 000 [9900–18 000]
TOTAL	36.9 million [31.1 million–43.9 million]	1.8 million [1.4 million–2.4 million]	940 000 [670 000–1.3 million]

The ranges around the estimates in this table define the boundaries within which the actual numbers lie, based on the best available information.

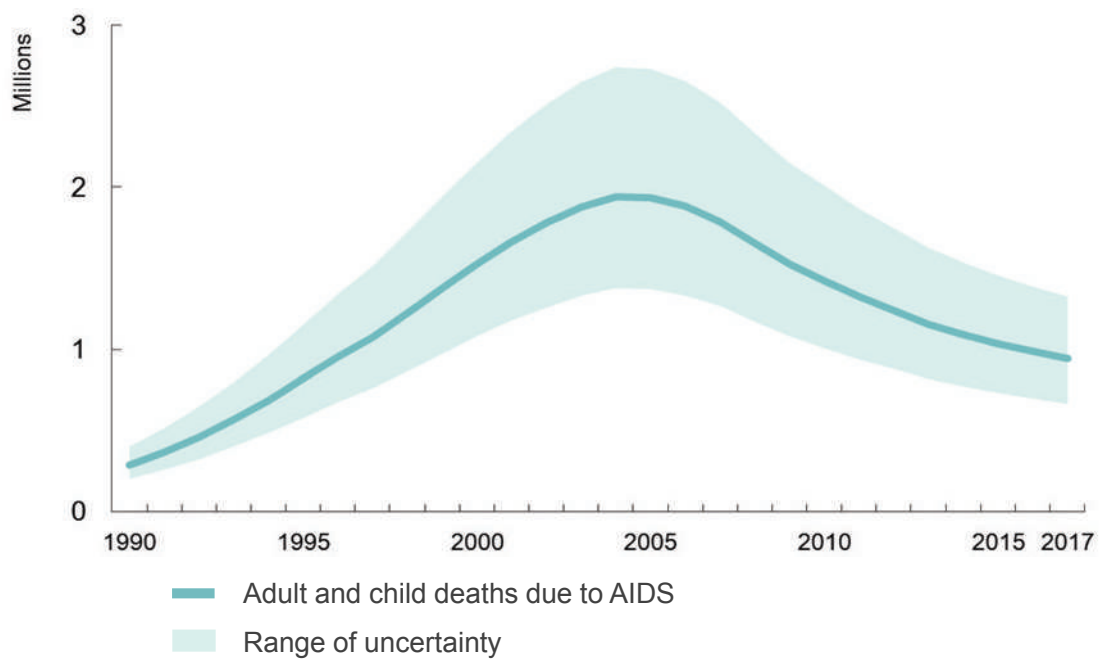
Adults and children estimated to be living with HIV | 1990–2017



Adults and children newly infected with HIV | 1990–2017



Adult and child deaths due to AIDS | 1990–2017



Eastern and southern Africa

AT A GLANCE

1

Strong domestic and international investment has stimulated steep declines in HIV infections and deaths from AIDS-related illness.

2

Adolescent girls and young women continue to face a disproportionately high risk of HIV infection.

3

Despite a higher HIV burden among women, men account for the majority of deaths from AIDS-related illness.

4

Reaching more men with HIV testing and treatment is critical to breaking cycles of HIV transmission and reducing HIV incidence among young women.

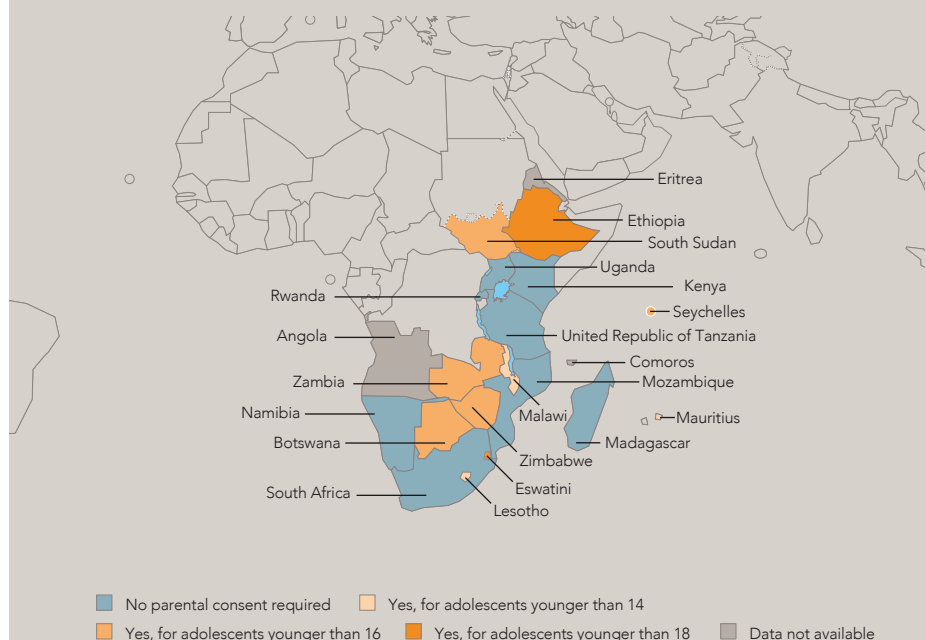
5

Community-based service delivery is at the cutting edge of HIV service provision in eastern and southern Africa and holds the key to future progress.

6

Punitive laws, police harassment and widespread social stigma and discrimination stand in the way of efforts to address the extremely high incidence of HIV among key populations.

Countries with laws and policies requiring parental consent for adolescents to access sexual and reproductive health services, eastern and southern Africa, 2018

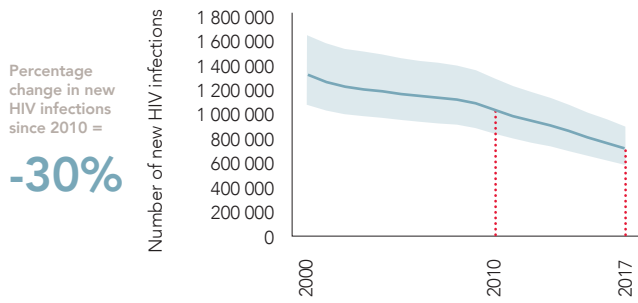


Source: 2017 and 2018 National Commitments and Policy Instrument.

Eastern and southern Africa remains the region most affected by the HIV epidemic, accounting for 45% of the world's HIV infections and 53% of people living with HIV globally. Strong shared responsibility between the region's governments, civil society, international donors and the research community is delivering steep declines in HIV infections and AIDS-related mortality. However, huge challenges remain. Gender inequalities and gender-based violence, combined with physiological factors, place women and girls in eastern and southern Africa at huge risk of HIV infection. In 10 countries in the region, laws and policies that require parental consent to access sexual and reproductive health services discourage adolescent girls from accessing the services they need to stay healthy. Removal of these requirements is needed, as is the rapid scale-up of intensive combination prevention programme packages, including elements that improve school attendance and empower young women to mitigate their own risk.

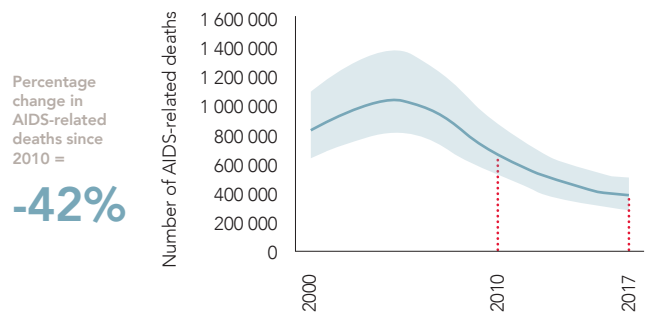
EPIDEMIC TRANSITION MEASURES

Number of new HIV infections, eastern and southern Africa, 2000–2017



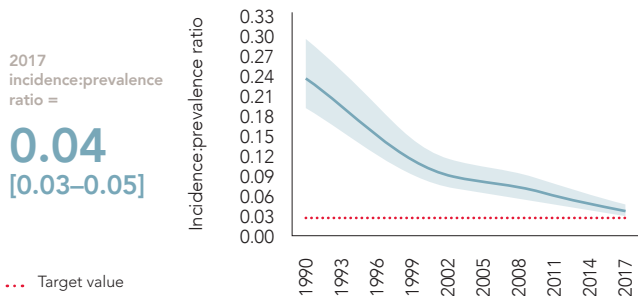
Source: UNAIDS 2018 estimates.

Number of AIDS-related deaths, eastern and southern Africa, 2000–2017



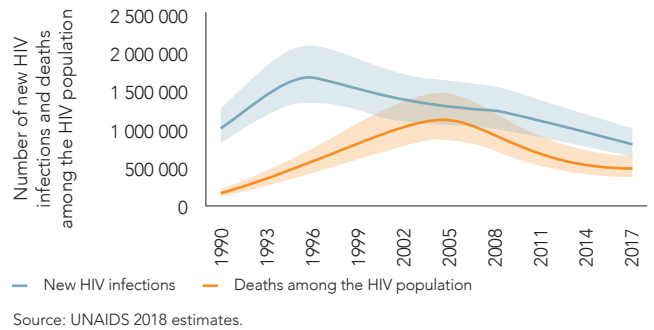
Source: UNAIDS 2018 estimates.

Incidence:prevalence ratio, eastern and southern Africa, 1990–2017



Source: UNAIDS 2018 estimates.

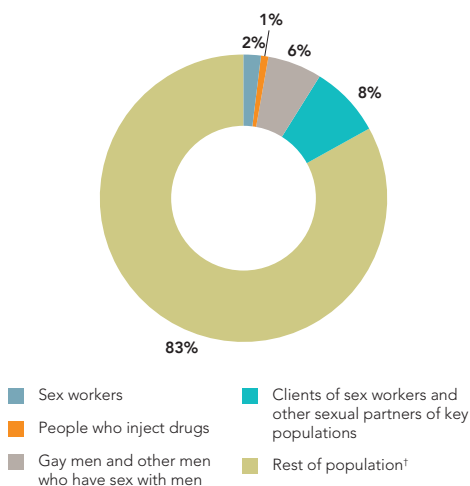
Number of new HIV infections and deaths among the HIV population, eastern and southern Africa, 1990–2017



Source: UNAIDS 2018 estimates.

Major progress in averting deaths from AIDS-related illness (there were 42% fewer in 2017 than in 2010) and preventing new HIV infections (30% fewer in 2017 than in 2010) has brought the incidence:prevalence ratio of eastern and southern Africa to 0.04 [0.03–0.05]. It is steadily moving towards the epidemic transition benchmark of 0.03. The scale of the region's HIV epidemic, however, remains massive. An estimated 800 000 [650 000–1 000 000] people in eastern and southern Africa acquired HIV in 2017, and an estimated 380 000 [300 000–510 000] people died of AIDS-related illness. Mozambique, South Africa and the United Republic of Tanzania accounted for more than half of new HIV infections and deaths from AIDS-related illness in the region in 2017.

Distribution of new HIV infections, by population group, eastern and southern Africa, 2017

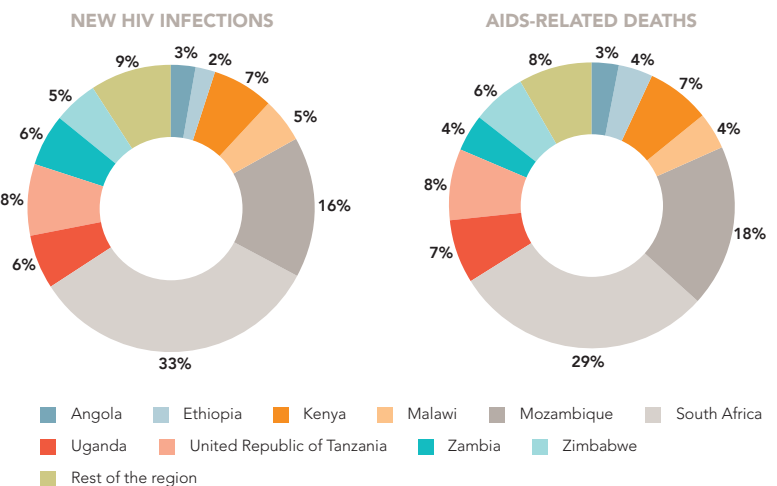


*No data reported on transgender women.

† Individuals in this category did not report any HIV-related risk behaviour.

Source: UNAIDS special analysis, 2018.

Distribution of new HIV infections and AIDS-related deaths by country, eastern and southern Africa, 2017



Source: UNAIDS 2018 estimates.

LAWS AND POLICIES SCORECARD

Country	Criminalization of transgender people	Criminalization of sex work	Criminalization of same-sex sexual acts	Drug use or possession for personal use an offence	Parental consent for adolescents to access HIV testing	Spousal consent for married women to access SRH services	Laws criminalizing the transmission of, non-disclosure of or exposure to HIV transmission	Laws or policies restricting the entry, stay and residence of people living with HIV	Mandatory HIV testing for marriage, work or residence permits or for certain groups
Angola			a				b		
Botswana									
Comoros			a	i					
Eritrea			a	c					
Eswatini									
Ethiopia									
Kenya									
Lesotho		d	f		k		e		
Madagascar									
Malawi									
Mauritius			a						
Mozambique					g	l	m		
Namibia				h					
Rwanda		f			g				
Seychelles							n		
South Africa					o				
South Sudan			a				p		
Uganda								q	
United Republic of Tanzania									
Zambia									
Zimbabwe									

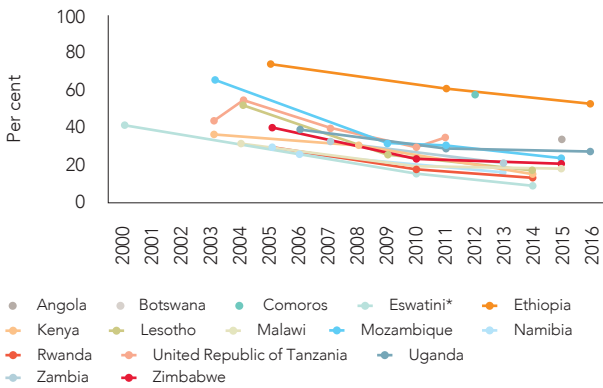
<p>■ Criminalized and/or prosecuted</p> <p>■ Neither criminalized nor prosecuted</p> <p>■ Data not available</p>	<p>■ Any criminalization or punitive regulation of sex work</p> <p>■ Sex work is not subject to punitive regulations or is not criminalized</p> <p>■ Issue is determined/differs at subnational level</p> <p>■ Data not available</p>	<p>■ Death penalty</p> <p>■ Imprisonment (14 years-life, up to 14 years) or no penalty specified</p> <p>■ Laws penalizing same-sex sexual acts have been decriminalized or never existed, or no specific legislation</p> <p>■ Data not available</p>	<p>■ Compulsory detention for drug offences</p> <p>■ Possession of drugs for personal use is specified as a criminal offence or drug use or consumption is a specific offence in law</p> <p>■ Possession of drugs for personal use is specified as a non-criminal offence</p> <p>■ Data not available</p>	<p>■ Yes, for adolescents younger than 18</p> <p>■ Yes, for adolescents younger than 14 and 16</p> <p>■ Yes, for adolescents younger than 12</p> <p>■ No</p> <p>■ Data not available</p>	<p>■ Yes</p> <p>■ No</p> <p>■ Data not available</p>	<p>■ Yes</p> <p>■ No, but prosecutions exist based on general criminal laws</p> <p>■ No</p> <p>■ Data not available</p>	<p>■ Yes</p> <p>■ No</p> <p>■ Data not available</p>	<p>■ Yes</p> <p>■ No</p> <p>■ Data not available</p>
--	---	--	---	--	--	---	--	--

Note: Data on laws restricting the entry, stay and residence of people living with HIV are currently undergoing a global review that will involve country validation. An update is expected by the end of 2018.

Sources: National Commitment and Policy Instrument, 2017 and 2018; supplemented by additional sources where noted (see references at end of chapter).

STIGMA AND DISCRIMINATION

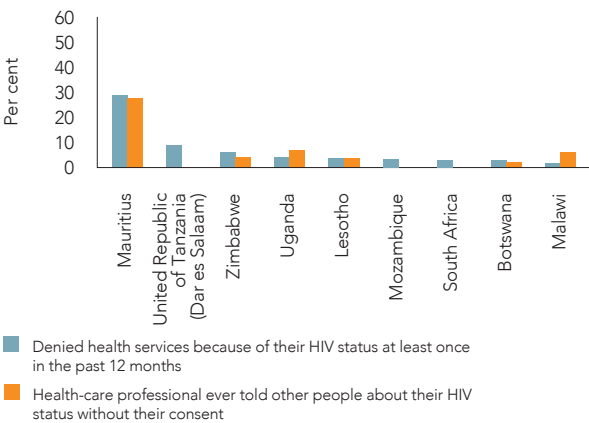
Percentage of men and women aged 15–49 years who would not buy vegetables from a shopkeeper living with HIV, eastern and southern Africa, 2000–2016



*Female respondents only.

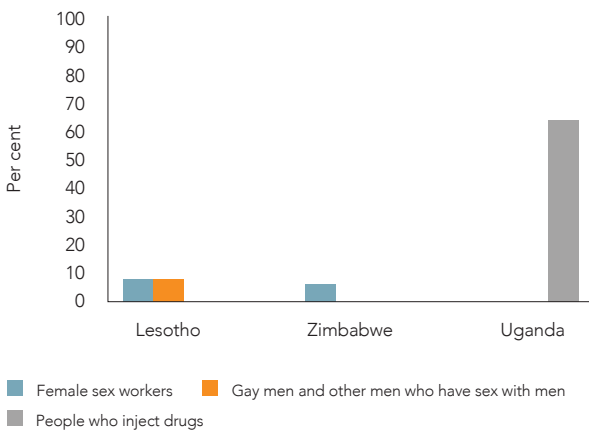
Source: Population-based surveys, 2000–2016.

Percentage of people living with HIV who experienced discrimination in health-care settings, countries with available data, eastern and southern Africa, 2013–2016



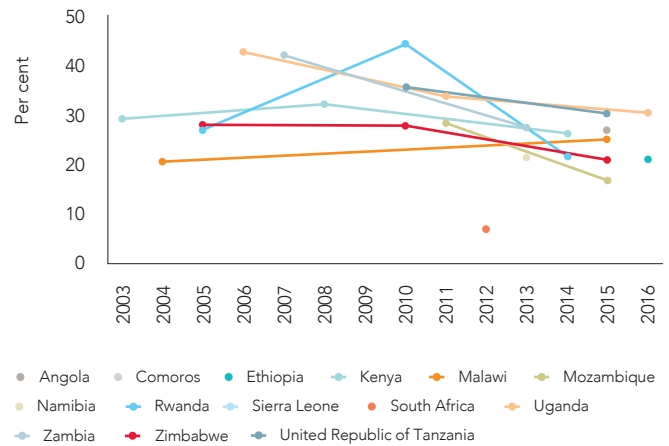
Source: People Living with HIV Stigma Index surveys, 2013–2016.

Percentage of key populations who reported having avoided health-care services in the past 12 months due to stigma and discrimination, countries with available data, eastern and southern Africa, 2014–2017



Source: Integrated biological and behavioural surveys, 2014–2017.

Percentage of ever-married or partnered women aged 15–49 years who experienced physical and/or sexual violence by an intimate partner in the past 12 months, countries with available data, eastern and southern Africa, 2003–2016



Source: Population-based surveys, 2003–2016.

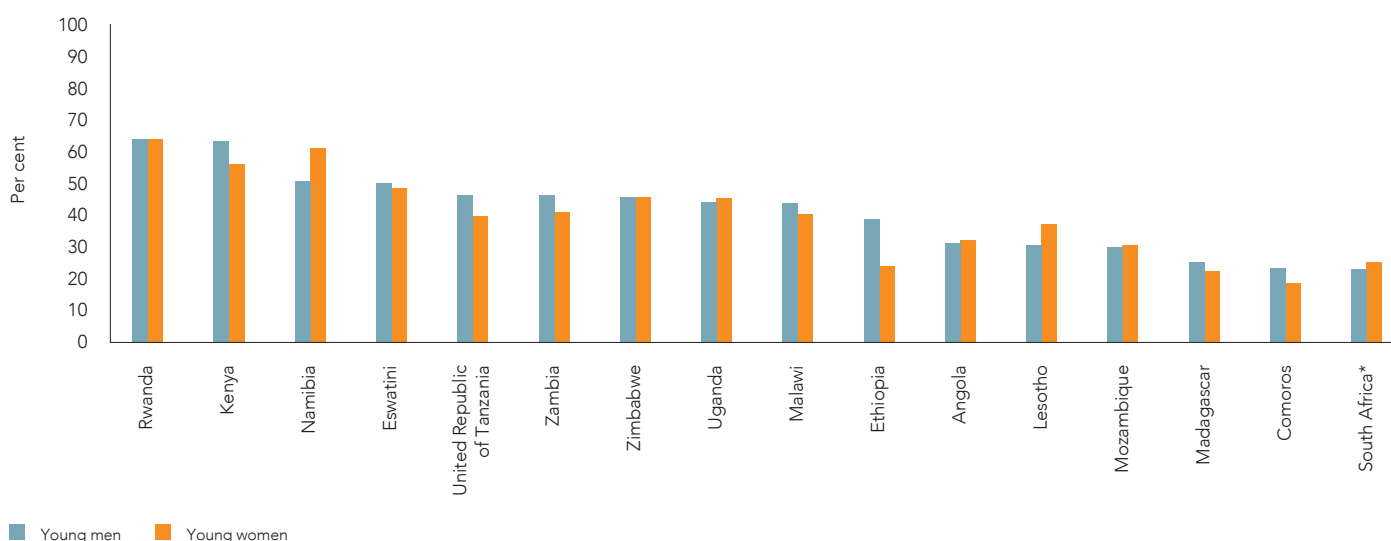
HIV-related stigma has declined across much of the region since 2000, but it remains high in several countries. More than half of household survey respondents in Comoros and Ethiopia said they would avoid buying vegetables from a vendor living with HIV. This discriminatory attitude was also expressed by 31% of people in Angola, 25% in Uganda, 21% in Mozambique, 18% in Zimbabwe, 15% in Malawi and 13% in Botswana, suggesting that many people still lack basic knowledge about HIV (1).

Even though the region has been confronting major HIV epidemics for more than three decades, special surveys indicate that discrimination in health-care settings still occurs, especially towards key populations. About one in three people living with HIV surveyed in Mauritius said they were denied health services because of their HIV status and that their HIV status had been disclosed without consent (2). In Uganda, almost two thirds (64%) of surveyed people who inject drugs said they avoided health-care services for fear of discrimination or of being reported to law enforcement authorities (3).

High levels of intimate partner violence, which has been shown to increase vulnerability to HIV infection, is a major concern. In household surveys conducted in 12 countries between 2013 and 2016, the percentage of adult women who reported that a male partner had physically or sexually assaulted them in the previous 12 months ranged between 16% (Mozambique) and 30% (Uganda) (4).

COMBINATION HIV PREVENTION

Percentage of young people (aged 15–24 years) who had correct and comprehensive knowledge about HIV, eastern and southern Africa, 2012–2017



* The survey in South Africa used different wording and included an additional question.
Source: Population-based surveys, 2012–2017.

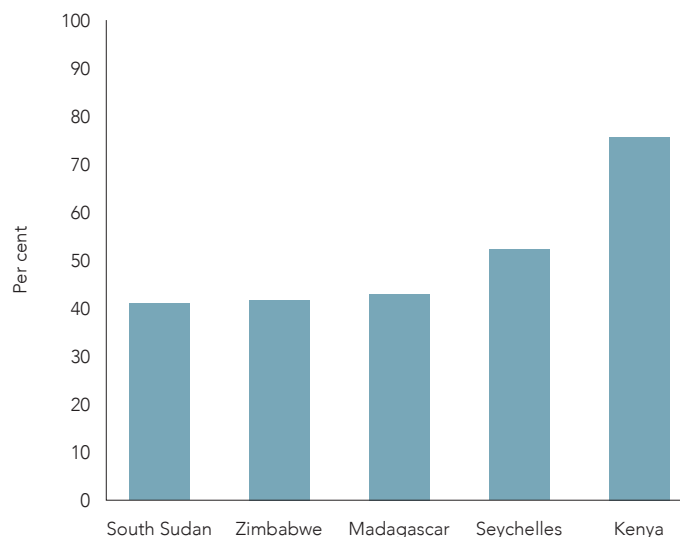
The percentage of young people (aged 15–24 years) who had correct and comprehensive knowledge about HIV in the region ranged from 65% of young girls in Rwanda to 23% of young men in South Africa. Major programmes to improve HIV prevention services for young people, especially adolescent girls and young women, are being rolled out, such as the DREAMS initiative from the United States President’s Emergency Plan for AIDS Relief (PEPFAR), the ALL IN initiative for adolescents, and various national programmes supported by the Global Fund to Fight AIDS, Tuberculosis and Malaria (Global Fund). Greater integration of services for HIV and sexual and reproductive health and rights, including for young people, is important for reducing HIV and other health risks.

Insufficient attention is given to key populations in the region despite extremely high HIV prevalence among them. Population size estimates suggest there are nearly 1 million sex workers in need of services. Available data on prevention programme coverage for this key population ranged from 38% in South Sudan to 74% in Kenya.

Estimated size of sex worker populations, by country, eastern and southern Africa, 2014–2017

Country	Sex workers	Country	Sex workers
Angola	54 000	Mozambique	27 000
Botswana	4000	Namibia	8100
Burundi	51 000	Rwanda	12 000
Eritrea	1600	Seychelles	590
Eswatini	12 000	South Africa	240 000
Ethiopia	12 000	South Sudan	39 000
Kenya	130 000	Uganda	2100
Lesotho	6300	United Republic of Tanzania	160 000
Madagascar	170 000	Zambia	18 000
Malawi	31 000		
Mauritius	5500		

Percentage of sex workers who reported receiving at least two prevention services in the past three months, eastern and southern Africa, 2016–2017

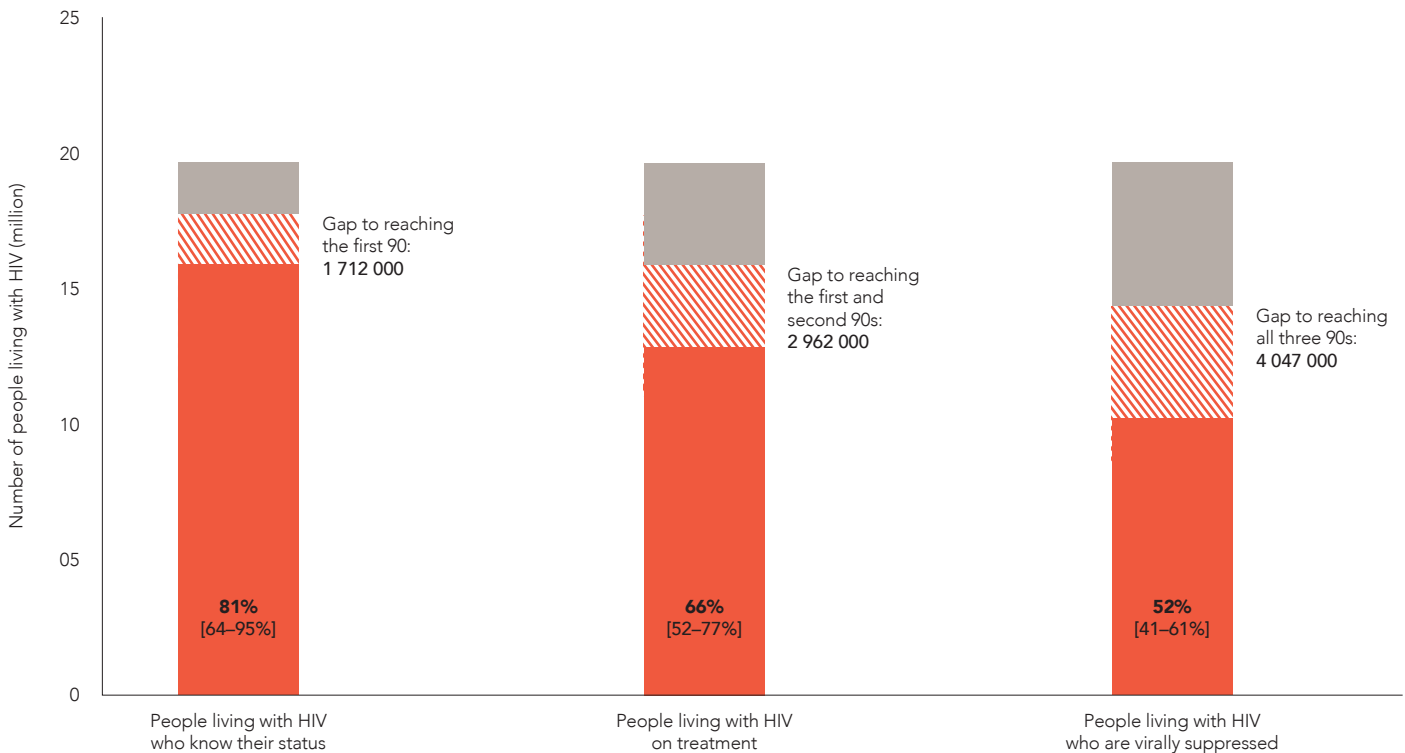


Source: 2018 Global AIDS Monitoring.

Source: 2018 Global AIDS Monitoring.

HIV TESTING AND TREATMENT

HIV testing and treatment cascade, eastern and southern Africa, 2017



Source: UNAIDS special analysis, 2018; see annex on methods for more details.

Among 19.6 million [17.5–22.0 million] people living with HIV in eastern and southern Africa at the end of 2017, 81% [64–95%] were aware of their HIV status, an increase from 77% [61–90%] in 2016. The gap to achieving the first 90 of the 90–90–90 targets in 2017 was 1.7 million people living with HIV.

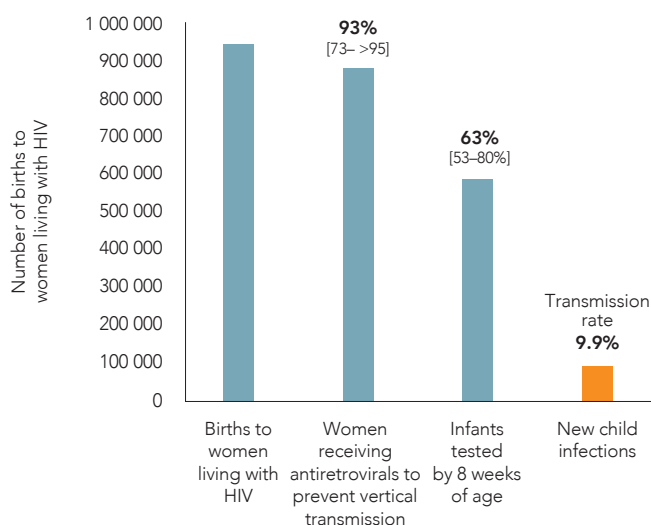
About 12.9 million [11.4–13.4 million] people in the region were accessing antiretroviral therapy in 2017, or 66% [52–77%] of all people living with HIV. The gap to achieving the second 90 of the 90–90–90 targets in 2017 was 3.0 million people living with HIV.

The estimated percentage of people living with HIV who achieved viral suppression increased from 48% [38–56%] in 2016 to 52% [41–61%] in 2017. The gap to achieving the third 90 in 2017 was the viral suppression of an additional 4.0 million people living with HIV.

Botswana and Eswatini have nearly achieved the 90–90–90 testing and treatment targets. Uptake of HIV testing and treatment services in the region continues to be lower among men. Self-testing and assisted partner notification remain important but under-utilized methods to increase HIV diagnoses among men.

ELIMINATION OF MOTHER-TO-CHILD TRANSMISSION

Cascade of services for preventing vertical transmission and transmission rate, eastern and southern Africa, 2017

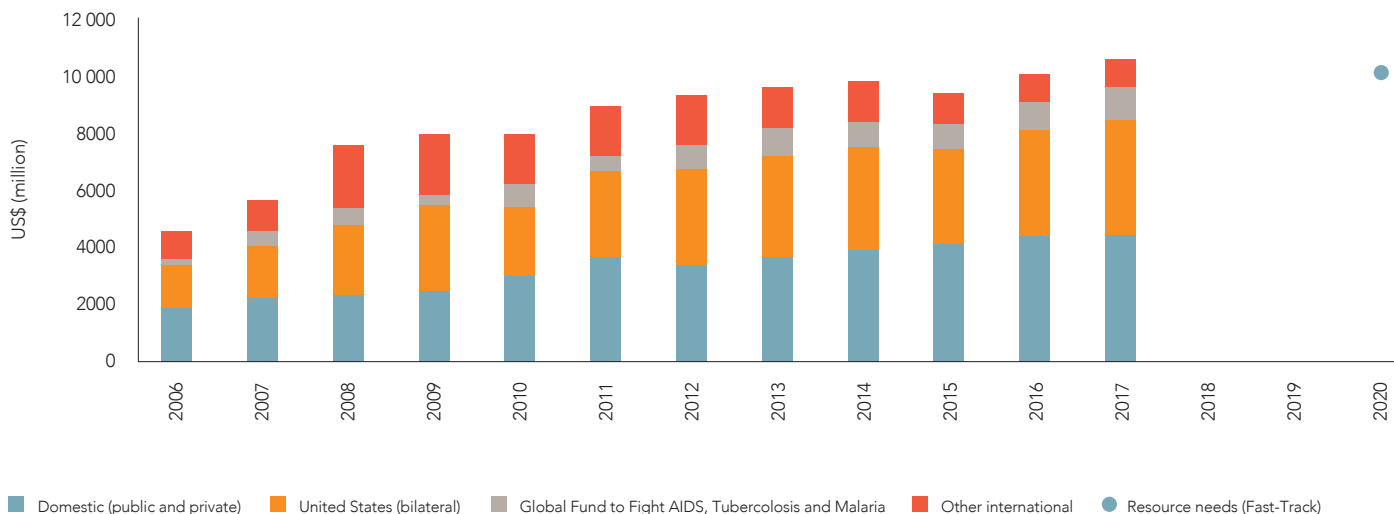


Source: UNAIDS 2018 estimates; 2018 Global AIDS Monitoring.

The region-wide drive to eliminate mother-to-child transmission of HIV continues to yield results. A remarkable 93% [73–>95] of the 940 000 [730 000–1.1 million] pregnant women living with HIV in the region received antiretroviral prophylaxis in 2017, resulting in an average rate of mother-to-child transmission of under 10%, the lowest in the world. That rate would be even lower were it not for the significant numbers of pregnant women who acquire HIV infection during pregnancy or postpartum but who are not diagnosed and offered antiretroviral medicines. Greater availability of point-of-care early infant diagnostics would further expand coverage of early infant testing, which was 63% [53–80%] in 2017.

INVESTMENT

HIV resource availability by source, 2000–2017, and projected resource needs by 2020, eastern and southern Africa



*Estimates for low- and middle-income countries per 2015 World Bank income level classification. All figures are expressed in constant 2016 US dollars.

Source: UNAIDS 2018 resource availability and needs estimates.

In eastern and southern Africa, steady increases in the availability of HIV resources have enabled countries to expand their HIV responses massively over the past decade. Both domestic and international funding for HIV programmes have increased over that period, with domestic investments now accounting for 42% of total resources in 2017. PEPFAR provides 39% of the HIV funding for the region and the Global Fund share is nearly 11%. In total, about US\$ 10.6 billion was available for HIV programmes in the region in 2017, a 130% increase since 2006 and US\$ 500 million higher than the region's target for 2020. Achieving Fast-Track coverage and impact targets will require maintaining this high level of resource commitment while significantly increasing both the effectiveness and efficiency of programmes.

References

1. Population-based surveys, 2000–2016.
2. People Living with HIV Stigma Index surveys, 2013.
3. Integrated Biological and Behavioural Survey, 2017.
4. Population-based surveys, 2013–2016.
5. Framework for the implementation of pre-exposure prophylaxis of HIV in Kenya. Nairobi: Ministry of Health; 2017 (http://lvcthealth.org/wp-content/uploads/2018/03/Kenya_PrEP_Implementation_Framework.pdf).
6. Tanzania close up. In: PrEPWatch [website]. 16 April 2018. New York (NY): AVAC (<https://www.prepwatch.org/tanzania-close-up/>, accessed 1 July 2018).
7. Our actions count. South Africa's national strategic plan for HIV, TB and STIs, 2017–2022. Pretoria: South African National AIDS Council; 2017 (http://sanac.org.za/wp-content/uploads/2017/05/NSP_FullDocument_FINAL.pdf).
8. Implementation plan for HIV pre-exposure prophylaxis in Zimbabwe, 2018–2020. Ministry of Health and Child Care, Zimbabwe; 2018 (http://www.mohcc.gov.zw/index.php?option=com_phocadownload&view=category&download=60:implementation-plan-for-hiv-pre-exposure-prophylaxis-in-zimbabwe-2018-2020&id=6:acts-policies&Itemid=660).

Additional sources for the laws and policies scorecard

- a. State-sponsored homophobia. A world survey of sexual orientation laws: criminalisation, protection and recognition. ILGA; 2017 (https://ilga.org/downloads/2017/ILGA_State_Sponsored_Homophobia_2017_WEB.pdf).
- b. Bernard EJ, Cameron S. Advancing HIV justice 2. Building momentum in global advocacy against HIV criminalisation. Brighton and Amsterdam: HIV Justice Network, GNP+; 2016 (<https://www.scribd.com/doc/312008825/Advancing-HIV-Justice-2-Building-momentum-in-global-advocacy-against-HIV-criminalisation>).
- c. Penal Code of the State of Eritrea, 2015. Article 395 (<http://www.ilo.org/dyn/natlex/docs/ELECTRONIC/101051/121587/F567697075/ERI101051%20Eng.pdf>).
- d. Penal Code Act of Lesotho (No. 6 of 2012), 2010. Article 55 (<http://www.wipo.int/edocs/lexdocs/laws/en/ls/ls022en.pdf>).
- e. Sexual Offences Act of Lesotho, 2003. Section 32 (https://lesotholii.org/ls/legislation/act/2003/3/lesotho_sexual_offences_act_2003_pdf_14292.pdf).
- f. Sexual Rights Initiative database [database]. Sexual Rights Initiative; c2016 (<http://sexualrightsdatabase.org/map/21/Adult%20sex%20work>).
- g. National Guidelines for prevention and management of HIV and STIs. Edition 2016. Rwanda Biomedical Centre, Republic of Rwanda Ministry of Health; 2016:12 (https://aidsfree.usaid.gov/sites/default/files/rw_national_guidelines_hiv.pdf).
- h. Abuse and Dependence Producing Substance and Rehabilitation Centre 41 of 1991.
- i. Union of the Comoros. Loi n° 082 p/A.F – Loi 95-012/AF portant Code pénal, Article 328 (http://www.wipo.int/wipolex/fr/text.jsp?file_id=208475).
- j. Kingdom of Lesotho. Criminal Procedure and Evidence (Amendment) Act, 2002 (10 of 2002). In: Official Gazette. 2002-04-23(47.44):567–570.
- k. Kingdom of Lesotho. Children's Protection and Welfare Act, 2011. Section 233 (<http://jafbase.fr/docAfrique/Lesotho/children%20act%20lesotho.pdf>).
- l. Republic of Mozambique. Law 19/2014 Lei de Proteccao da Pessoa, do Trabalhador e do Candidato a Emprego vivendo con HIV e SIDA. Article 26 (http://www.ilo.org/aids/legislation/WCMS_361981/lang--en/index.htm).
- m. Republic of Mozambique. Law 19/2014 Lei de Proteccao da Pessoa, do Trabalhador e do Candidato a Emprego vivendo con HIV e SIDA. Article 68 (http://www.ilo.org/aids/legislation/WCMS_361981/lang--en/index.htm); Mozambique. 14.º Suplemento. Article 222 (http://www.wlsa.org.mz/wp-content/uploads/2014/11/Lei-35_2014Codigo_Penal.pdf).
- n. Republic of Seychelles. Public Health Act 2015 (13 of 2015). Article 35, 1a (<https://seylii.org/sc/sc/legislation/Act%2013%20of%202015%20Public%20Health%20Act%2C%202015.pdf>).
- o. Republic of South Africa. Children's Act (28 of 2005). Article 130. In: Government Gazette. 2006;492:1–216.
- p. Republic of South Sudan. Penal Code Act, 2008. Articles 261, 262 and 263 (<http://www.wipo.int/edocs/lexdocs/laws/en/ss/ss014en.pdf>).
- q. Republic of Uganda. The HIV and AIDS Prevention and Control Act, 2014. Articles 12, 13, 14 and 16 (<https://ulii.org/system/files/legislation/act/2014/1/HIV%20and%20AIDS%20prevention%20and%20control%20act%202014.pdf>).

EPIDEMIC ESTIMATES

	2005	2010	2017
New HIV infections			
New HIV infections (all ages)	22 000 [17 000–28 000]	26 000 [21 000–32 000]	27 000 [20 000–37 000]
New HIV infections (0–14)	3800 [2700–4800]	4700 [3300–5900]	5500 [3700–7100]
New HIV infections (women, 15+)	12 000 [9200–16 000]	15 000 [11 000–18 000]	14 000 [10 000–20 000]
New HIV infections (men, 15+)	6000 [4500–7800]	7200 [5600–9300]	7100 [5000–11 000]
HIV incidence per 1000 population	1.19 [0.89–1.5]	1.2 [0.94–1.45]	0.99 [0.73–1.36]
AIDS-related deaths			
AIDS-related deaths (all ages)	7900 [5800–10 000]	10 000 [7300–13 000]	13 000 [9500–17 000]
AIDS-related deaths (0–14)	2100 [1600–2700]	2700 [1900–3400]	3300 [2200–4200]
AIDS-related deaths (women, 15+)	3600 [2700–5000]	4900 [3600–6700]	6300 [4300–8600]
AIDS-related deaths (men, 15+)	2100 [1500–3000]	2500 [1800–3600]	3500 [2500–4800]
People living with HIV			
People living with HIV (all ages)	140 000 [120 000–170 000]	210 000 [170 000–260 000]	310 000 [260 000–360 000]
People living with HIV (0–14)	12 000 [9000–15 000]	19 000 [14 000–24 000]	27 000 [19 000–33 000]
People living with HIV (women, 15+)	87 000 [71 000–110 000]	130 000 [110 000–160 000]	190 000 [160 000–220 000]
People living with HIV (men, 15+)	45 000 [36 000–55 000]	65 000 [52 000–80 000]	91 000 [76 000–110 000]

LAWS AND POLICIES

Laws criminalizing the transmission of, non-disclosure of or exposure to HIV transmission
Criminalization of sex work among consenting adults
Criminalization of same-sex sexual acts
Drug use or possession for personal use is an offence
Criminalization of transgender people
Laws or policies restricting the entry, stay and residence of people living with HIV
Parental consent for adolescents to access HIV testing
Spousal consent for married women to access sexual and reproductive health services
Mandatory HIV testing for marriage, work or residence permits or for certain groups

STIGMA AND DISCRIMINATION

Percentage of women and men aged 15–49 years who report discriminatory attitudes towards people living with HIV	2016 31
Percentage of people living with HIV denied health services because of their HIV status in the last 12 months	
Percentage of people living with HIV who reported a health-care professional told others about their HIV status without their consent	

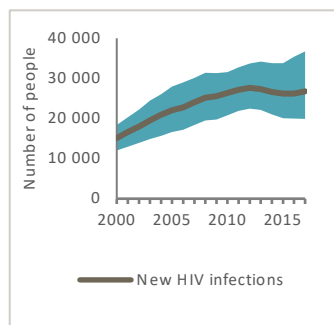
VIOLENCE

Proportion of ever-married or partnered women aged 15–49 years who experienced physical or sexual violence from a male intimate partner in the past 12 months	2016 25.9
---	--------------

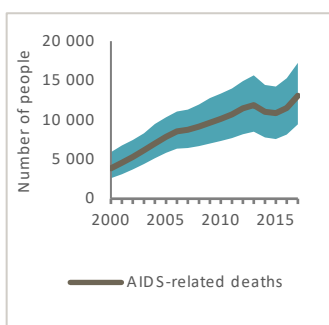
EXPENDITURES

	Financing sources					Total
	Domestic private	Domestic public	International: PEPFAR	International: Global Fund	International: all others	
Last available report: 2017	...	US\$ 3 292 607	US\$ 14 632 684	US\$ 2 195 073	...	US\$ 20 120 364

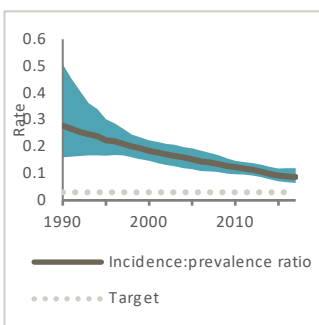
EPIDEMIC TRANSITION METRICS



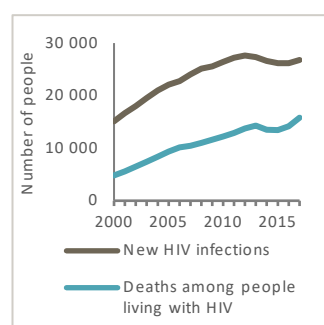
Change in new HIV infections since 2010 = 1%



Change in AIDS-related deaths since 2010 = 29%



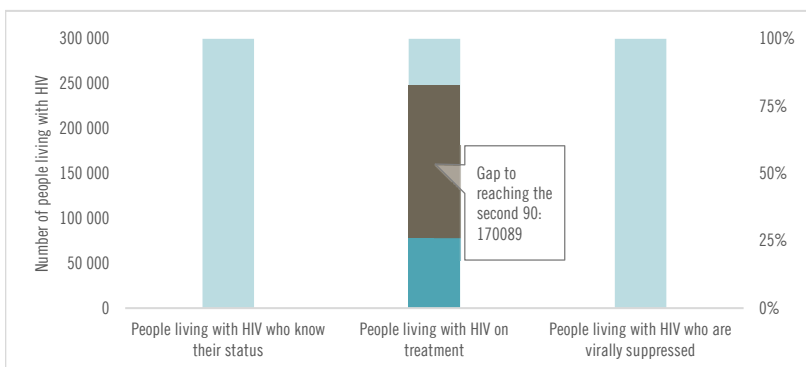
Incidence:prevalence ratio = 0.09



KEY POPULATIONS

	Sex workers	Gay men and other men who have sex with men	People who inject drugs	Transgender people	Prisoners
Estimated size of population
HIV prevalence	4.7%
Know their HIV status	...	44.8%
Antiretroviral therapy coverage	49.5%	50.8%	...	14.3%	...
Condom use	82.6%
Coverage of HIV prevention programmes
Avoidance of health care because of stigma and discrimination

HIV TESTING AND TREATMENT CASCADE



	...	26%	...
All ages	[...-...%]	[22-30%]	[...-...%]
Children (0-14)	[...-...%]	[10-17%]	[...-...%]
Women (15+)	[...-...%]	[22-31%]	[...-...%]
Men (15+)	[...-...%]	[23-34%]	[...-...%]

Is antiretroviral therapy provided in community settings (such as outside health facilities) for people who are stable on antiretroviral therapy? ...

ELIMINATION OF MOTHER-TO-CHILD TRANSMISSION

	2010	2017
Percentage of pregnant women living with HIV accessing antiretroviral medicines	23% [16-29%]	34% [24-42%]
Early infant diagnosis	3% [2-4%]	1% [1-2%]

HIV COMORBIDITIES

Estimated number of incident tuberculosis cases among people living with HIV (2016)	18 000 [8500-30 000]
Proportion of people living with HIV newly enrolled in HIV care with active tuberculosis (2016)	17.3%
Cervical cancer screening of women living with HIV	...
Proportion of people coinfectd with HIV and hepatitis B virus receiving combined treatment	...
Proportion of people coinfectd with HIV and hepatitis C virus starting hepatitis C treatment	...

HIV PREVENTION

Knowledge of HIV prevention among young people aged 15-24 years (2015)	
— Women	32.5%
— Men	31.6%
Condom use at last higher-risk sex (with a non-marital, non-cohabiting partner) (2016)	
— Women	32.1%
— Men	63.3%
Women aged 15-49 years who have their demand for family planning satisfied by modern methods (2016)	29.8%
Men aged 15-49 years who are circumcised (2016)	Not applicable
Male circumcisions performed according to national standards	Not applicable
People who received PrEP at least once during the reporting period (2017)	...

Harm reduction

— Use of sterile injecting equipment at last injection	...
— Needles and syringes distributed per person who injects	...
— Coverage of opioid substitution therapy	...
— Naloxone available (2016)	...
— Safe injection rooms available (2016)	...

EPIDEMIC ESTIMATES

	2005	2010	2017
New HIV infections			
New HIV infections (all ages)	15 000 [14 000–16 000]	13 000 [9700–15 000]	14 000 [10 000–16 000]
New HIV infections (0–14)	1600 [1200–2100]	830 [730–940]	610 [<500–850]
New HIV infections (women, 15+)	7300 [6600–8000]	6800 [4800–7700]	7200 [5200–8700]
New HIV infections (men, 15+)	6100 [5500–6700]	5600 [4000–6700]	6000 [4300–7400]
HIV incidence per 1000 population	10.02 [9.23–10.75]	8.06 [5.78–9.18]	7.47 [5.24–8.94]
AIDS-related deaths			
AIDS-related deaths (all ages)	13 000 [11 000–15 000]	5900 [4700–7200]	4100 [3400–5000]
AIDS-related deaths (0–14)	1800 [1600–2100]	740 [650–900]	<500 [<200– <500]
AIDS-related deaths (women, 15+)	6300 [5300–7200]	2500 [1900–3300]	1800 [1600–2100]
AIDS-related deaths (men, 15+)	5200 [4400–6200]	2600 [2100–3200]	2000 [1500–2600]
People living with HIV			
People living with HIV (all ages)	300 000 [270 000–310 000]	320 000 [290 000–340 000]	380 000 [340 000–410 000]
People living with HIV (0–14)	20 000 [18 000–23 000]	16 000 [14 000–19 000]	9000 [7200–11 000]
People living with HIV (women, 15+)	160 000 [140 000–170 000]	170 000 [150 000–180 000]	210 000 [190 000–230 000]
People living with HIV (men, 15+)	120 000 [100 000–130 000]	130 000 [120 000–140 000]	160 000 [140 000–170 000]

LAWS AND POLICIES

Laws criminalizing the transmission of, non-disclosure of or exposure to HIV transmission	Yes
Criminalization of sex work among consenting adults	Partial criminalization of sex work
Criminalization of same-sex sexual acts	Yes, imprisonment (up to 14 years)
Drug use or possession for personal use is an offence	Possession of drugs for personal use is specified as a criminal offence
Criminalization of transgender people	Neither criminalized nor prosecuted
Laws or policies restricting the entry, stay and residence of people living with HIV	No
Parental consent for adolescents to access HIV testing	Yes, for adolescents younger than 16 years
Spousal consent for married women to access sexual and reproductive health services	No
Mandatory HIV testing for marriage, work or residence permits or for certain groups	Yes

STIGMA AND DISCRIMINATION

Percentage of women and men aged 15–49 years who report discriminatory attitudes towards people living with HIV	2017 13.2
Percentage of people living with HIV denied health services because of their HIV status in the last 12 months	2013 3
Percentage of people living with HIV who reported a health-care professional told others about their HIV status without their consent	2013 2

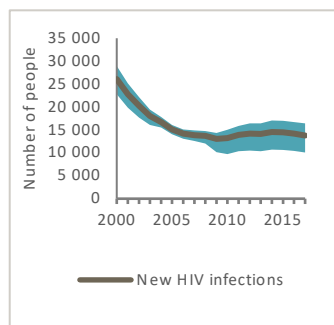
VIOLENCE

Proportion of ever-married or partnered women aged 15–49 years who experienced physical or sexual violence from a male intimate partner in the past 12 months

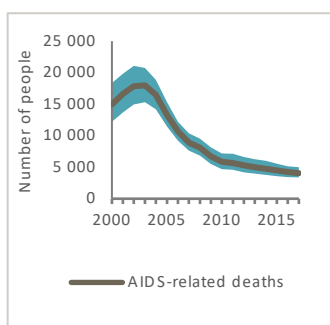
EXPENDITURES

	Financing sources					Total
	Domestic private	Domestic public	International: PEPFAR	International: Global Fund	International: all others	
Last available report: 2011	US\$ 199 471	US\$ 299 022 611	US\$ 88 670 387	US\$ 390 616 019

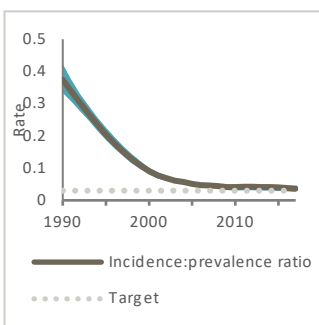
EPIDEMIC TRANSITION METRICS



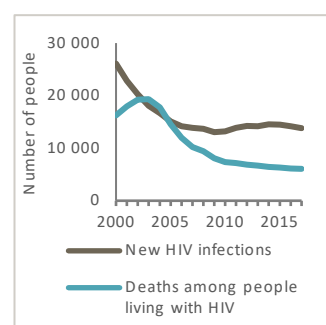
Change in new HIV infections since 2010 = 4%



Change in AIDS-related deaths since 2010 = -31%



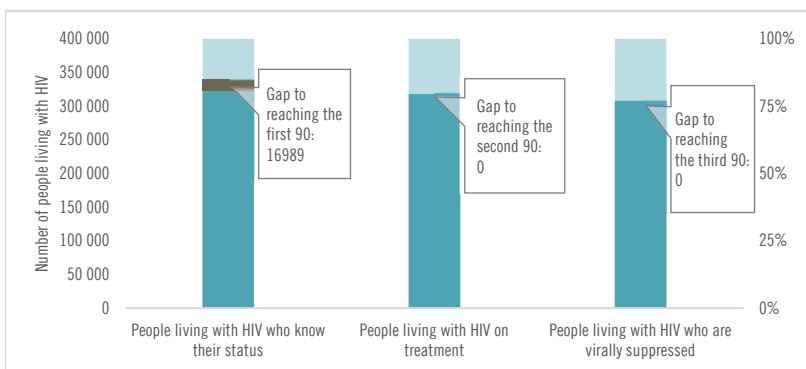
Incidence:prevalence ratio = 0.04



KEY POPULATIONS

	Sex workers	Gay men and other men who have sex with men	People who inject drugs	Transgender people	Prisoners
Estimated size of population	4 153
HIV prevalence
Know their HIV status
Antiretroviral therapy coverage
Condom use
Coverage of HIV prevention programmes
Avoidance of health care because of stigma and discrimination

HIV TESTING AND TREATMENT CASCADE



	86% [78–93%]	84% [77–91%]	81% [74–88%]
All ages			
Children (0–14)	87% [69–>95%]	68% [54–82%]	65% [51–78%]
Women (15+)	94% [86–>95%]	94% [86–>95%]	91% [83–>95%]
Men (15+)	74% [66–81%]	72% [65–79%]	70% [63–76%]

Is antiretroviral therapy provided in community settings (such as outside health facilities) for people who are stable on antiretroviral therapy? No

ELIMINATION OF MOTHER-TO-CHILD TRANSMISSION

	2010	2017
Percentage of pregnant women living with HIV accessing antiretroviral medicines	>95% [91–>95%]	90% [79–>95%]
Early infant diagnosis	53% [47–62%]	50% [44–57%]

HIV COMORBIDITIES

Estimated number of incident tuberculosis cases among people living with HIV (2016)	4400 [3400–5600]
Proportion of people living with HIV newly enrolled in HIV care with active tuberculosis (2016)	...
Cervical cancer screening of women living with HIV	...
Proportion of people coinfecting with HIV and hepatitis B virus receiving combined treatment	...
Proportion of people coinfecting with HIV and hepatitis C virus starting hepatitis C treatment	...

HIV PREVENTION

Knowledge of HIV prevention among young people aged 15–24 years (2016)	
— Women	47.4%
— Men	47.1%
Condom use at last higher-risk sex (with a non-marital, non-cohabiting partner)	
— Women	...
— Men	...
Women aged 15–49 years who have their demand for family planning satisfied by modern methods	...
Men aged 15–49 years who are circumcised	...
Male circumcisions performed according to national standards (2017)	19 756
People who received PrEP at least once during the reporting period (2017)	...

Harm reduction

— Use of sterile injecting equipment at last injection	...
— Needles and syringes distributed per person who injects	...
— Coverage of opioid substitution therapy	...
— Naloxone available (2016)	No
— Safe injection rooms available (2016)	No

EPIDEMIC ESTIMATES

	2005	2010	2017
New HIV infections			
New HIV infections (all ages)	<100 [<100– <100]	<100 [<100– <100]	<100 [<100– <100]
New HIV infections (0–14)	... [...–...]	... [...–...]	... [...–...]
New HIV infections (women, 15+)	<100 [<100– <100]	<100 [<100– <100]	<100 [<100– <100]
New HIV infections (men, 15+)	<100 [<100– <100]	<100 [<100– <100]	<100 [<100– <100]
HIV incidence per 1000 population	0.03 [0.02–0.04]	0.02 [0.01–0.03]	0.01 [<0.01–0.02]
AIDS-related deaths			
AIDS-related deaths (all ages)	<100 [<100– <100]	<100 [<100– <100]	<100 [<100– <100]
AIDS-related deaths (0–14)	... [...–...]	... [...–...]	... [...–...]
AIDS-related deaths (women, 15+)	<100 [<100– <100]	<100 [<100– <100]	<100 [<100– <100]
AIDS-related deaths (men, 15+)	<100 [<100– <100]	<100 [<100– <100]	<100 [<100– <100]
People living with HIV			
People living with HIV (all ages)	<200 [<200– <500]	<200 [<200– <500]	<200 [<200– <500]
People living with HIV (0–14)	... [...–...]	... [...–...]	... [...–...]
People living with HIV (women, 15+)	<100 [<100– <100]	<100 [<100– <100]	<100 [<100– <200]
People living with HIV (men, 15+)	<200 [<100– <200]	<100 [<100– <200]	<100 [<100– <200]

LAWS AND POLICIES

Laws criminalizing the transmission of, non-disclosure of or exposure to HIV transmission	No
Criminalization of sex work among consenting adults	Sex work is not subject to punitive regulations or is not criminalized
Criminalization of same-sex sexual acts	...
Drug use or possession for personal use is an offence	...
Criminalization of transgender people	Neither criminalized nor prosecuted
Laws or policies restricting the entry, stay and residence of people living with HIV	No
Parental consent for adolescents to access HIV testing	Yes, for adolescents younger than 14 years
Spousal consent for married women to access sexual and reproductive health services	No
Mandatory HIV testing for marriage, work or residence permits or for certain groups	No

STIGMA AND DISCRIMINATION

Percentage of women and men aged 15–49 years who report discriminatory attitudes towards people living with HIV	2012 55.8
Percentage of people living with HIV denied health services because of their HIV status in the last 12 months	
Percentage of people living with HIV who reported a health-care professional told others about their HIV status without their consent	

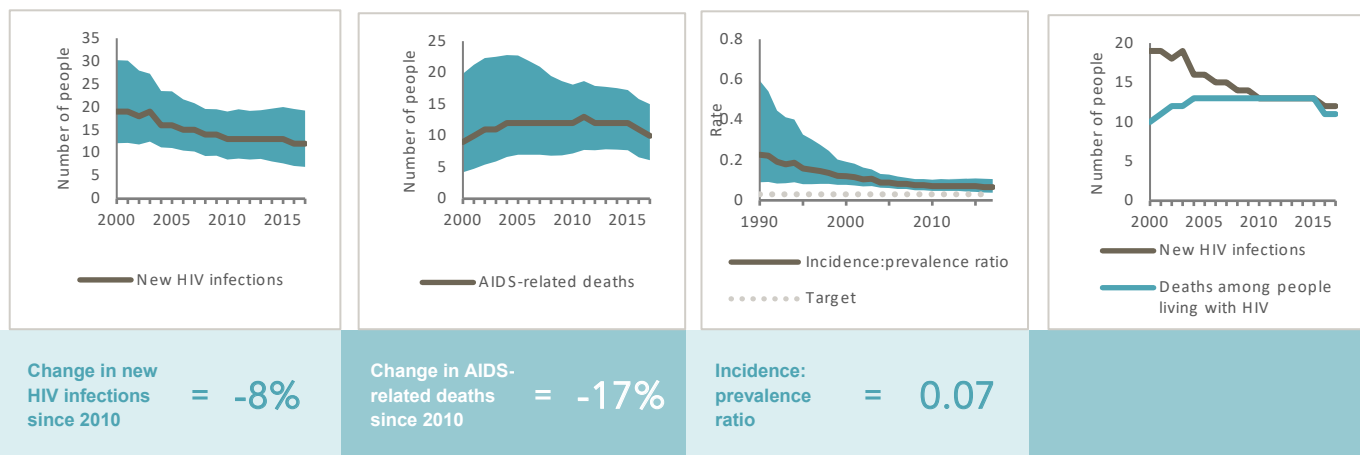
VIOLENCE

Proportion of ever-married or partnered women aged 15–49 years who experienced physical or sexual violence from a male intimate partner in the past 12 months	2012 4.9
---	-------------

EXPENDITURES

	Financing sources					Total
	Domestic private	Domestic public	International: PEPFAR	International: Global Fund	International: all others	
Last available report: 2017	US\$ 45 936	US\$ 148 975	...	US\$ 2 085 322	...	US\$ 2 325 188

EPIDEMIC TRANSITION METRICS



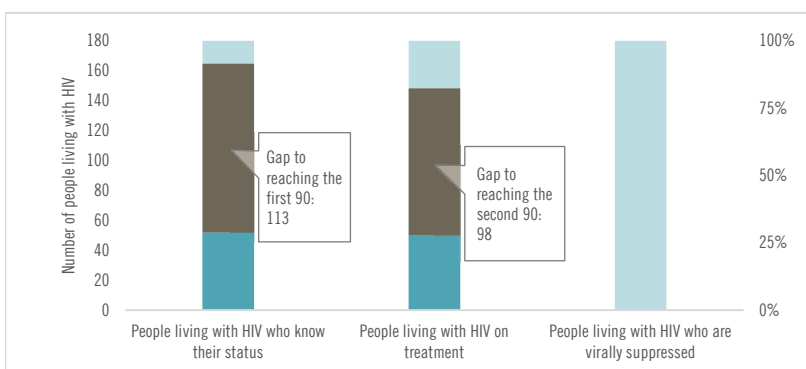
KEY POPULATIONS

	Sex workers	Gay men and other men who have sex with men	People who inject drugs	Transgender people	Prisoners
Estimated size of population	200	66
HIV prevalence	0%	0%
Know their HIV status
Antiretroviral therapy coverage
Condom use	45%	53.8%
Coverage of HIV prevention programmes
Avoidance of health care because of stigma and discrimination

HIV COMORBIDITIES

Estimated number of incident tuberculosis cases among people living with HIV (2016)	9 [6–13]
Proportion of people living with HIV newly enrolled in HIV care with active tuberculosis (2016)	4.2%
Cervical cancer screening of women living with HIV	...
Proportion of people coinfectd with HIV and hepatitis B virus receiving combined treatment	...
Proportion of people coinfectd with HIV and hepatitis C virus starting hepatitis C treatment	...

HIV TESTING AND TREATMENT CASCADE



All ages	28% [20–40%]	27% [21–43%]	...% [...–...%]
Children (0–14)	...% [...–...%]	...% [...–...%]	...% [...–...%]
Women (15+)	41% [29–57%]	40% [31–61%]	38% [28–54%]
Men (15+)	23% [16–33%]	22% [17–37%]	22% [15–32%]

Is antiretroviral therapy provided in community settings (such as outside health facilities) for people who are stable on antiretroviral therapy?	No
--	----

ELIMINATION OF MOTHER-TO-CHILD TRANSMISSION

	2010	2017
Percentage of pregnant women living with HIV accessing antiretroviral medicines	...% [...–...%]	...% [...–...%]
Early infant diagnosis	...% [...–...%]	...% [...–...%]

HIV PREVENTION

Knowledge of HIV prevention among young people aged 15–24 years	...
— Women	...
— Men	...
Condom use at last higher-risk sex (with a non-marital, non-cohabiting partner)	...
— Women	...
— Men	...
Women aged 15–49 years who have their demand for family planning satisfied by modern methods (2017)	28.8%
Men aged 15–49 years who are circumcised	Not applicable
Male circumcisions performed according to national standards	Not applicable
People who received PrEP at least once during the reporting period (2017)	...
Harm reduction	...
— Use of sterile injecting equipment at last injection	...
— Needles and syringes distributed per person who injects	...
— Coverage of opioid substitution therapy	...
— Naloxone available (2016)	No
— Safe injection rooms available (2016)	No

EPIDEMIC ESTIMATES

	2005	2010	2017
New HIV infections			
New HIV infections (all ages)	710 [<500–1200]	<500 [<500–850]	580 [<500–970]
New HIV infections (0–14)	<500 [<500– <500]	<200 [<200– <500]	<200 [<100– <200]
New HIV infections (women, 15+)	<500 [<200–530]	<200 [<100– <500]	<500 [<200–540]
New HIV infections (men, 15+)	<200 [<100– <500]	<100 [<100– <200]	<200 [<100– <500]
HIV incidence per 1000 population	0.3 [0.16–0.51]	0.17 [0.08–0.29]	0.16 [0.07–0.26]
AIDS-related deaths			
AIDS-related deaths (all ages)	1600 [1200–2000]	790 [<500–1200]	<500 [<500–870]
AIDS-related deaths (0–14)	<500 [<200– <500]	<200 [<100– <500]	<100 [<100– <200]
AIDS-related deaths (women, 15+)	890 [640–1200]	<500 [<500–730]	<500 [<200–570]
AIDS-related deaths (men, 15+)	<500 [<500–550]	<200 [<100– <500]	<100 [<100– <200]
People living with HIV			
People living with HIV (all ages)	18 000 [13 000–23 000]	15 000 [11 000–20 000]	14 000 [10 000–19 000]
People living with HIV (0–14)	2000 [1300–2600]	1800 [1200–2400]	1300 [830–1800]
People living with HIV (women, 15+)	11 000 [7800–14 000]	8700 [6200–12 000]	8200 [6000–11 000]
People living with HIV (men, 15+)	5000 [3600–6700]	4400 [3100–6000]	4600 [3400–6100]

LAWS AND POLICIES

Laws criminalizing the transmission of, non-disclosure of or exposure to HIV transmission ...

Criminalization of sex work among consenting adults ...

Criminalization of same-sex sexual acts ...

Drug use or possession for personal use is an offence ...

Criminalization of transgender people ...

Laws or policies restricting the entry, stay and residence of people living with HIV ...

Parental consent for adolescents to access HIV testing ...

Spousal consent for married women to access sexual and reproductive health services ...

Mandatory HIV testing for marriage, work or residence permits or for certain groups ...

STIGMA AND DISCRIMINATION

Percentage of women and men aged 15–49 years who report discriminatory attitudes towards people living with HIV

Percentage of people living with HIV denied health services because of their HIV status in the last 12 months

Percentage of people living with HIV who reported a health-care professional told others about their HIV status without their consent

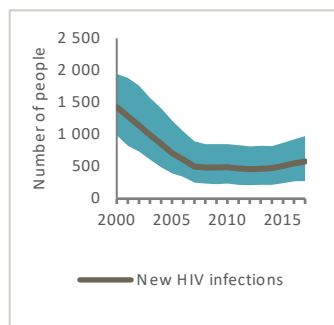
VIOLENCE

Proportion of ever-married or partnered women aged 15–49 years who experienced physical or sexual violence from a male intimate partner in the past 12 months

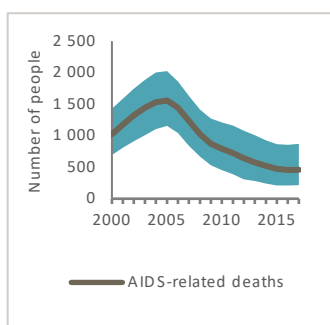
EXPENDITURES

	Financing sources					Total
	Domestic private	Domestic public	International: PEPFAR	International: Global Fund	International: all others	
Last available report: 2009	...	US\$ 1 216 742	...	US\$ 4 109 536	US\$ 5 079 723	US\$ 13 661 214

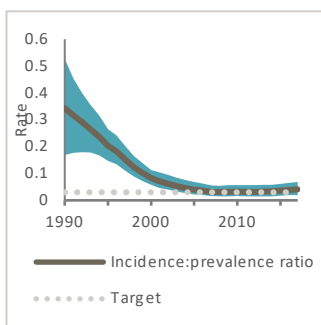
EPIDEMIC TRANSITION METRICS



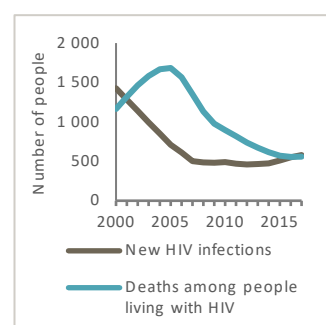
Change in new HIV infections since 2010 = **18%**



Change in AIDS-related deaths since 2010 = **-42%**



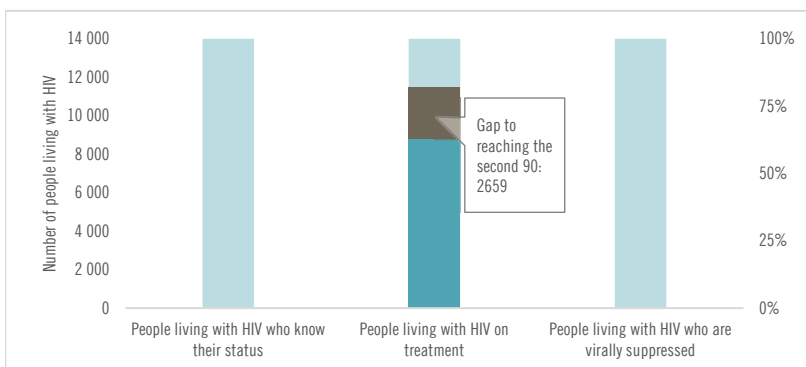
Incidence:prevalence ratio = **0.04**



KEY POPULATIONS

	Sex workers	Gay men and other men who have sex with men	People who inject drugs	Transgender people	Prisoners
Estimated size of population
HIV prevalence	10.4%	1.33%
Know their HIV status
Antiretroviral therapy coverage
Condom use	94.5%
Coverage of HIV prevention programmes
Avoidance of health care because of stigma and discrimination

HIV TESTING AND TREATMENT CASCADE



	...	62%	...
All ages	[...-...%]	[45-83%]	[...-...%]
Children (0-14)	[...-...%]	[22-47%]	[...-...%]
Women (15+)	[...-...%]	[46-84%]	[...-...%]
Men (15+)	[...-...%]	[51-92%]	[...-...%]

Is antiretroviral therapy provided in community settings (such as outside health facilities) for people who are stable on antiretroviral therapy? ...

ELIMINATION OF MOTHER-TO-CHILD TRANSMISSION

	2010	2017
Percentage of pregnant women living with HIV accessing antiretroviral medicines	19% [13-26%]	39% [27-50%]
Early infant diagnosis	...% [...-...%]	15% [11-21%]

HIV COMORBIDITIES

Estimated number of incident tuberculosis cases among people living with HIV (2016)	220 [140-310]
Proportion of people living with HIV newly enrolled in HIV care with active tuberculosis (2016)	10.5%
Cervical cancer screening of women living with HIV	...
Proportion of people coinfectd with HIV and hepatitis B virus receiving combined treatment	...
Proportion of people coinfectd with HIV and hepatitis C virus starting hepatitis C treatment	...

HIV PREVENTION

Knowledge of HIV prevention among young people aged 15-24 years	...
— Women	...
— Men	...
Condom use at last higher-risk sex (with a non-marital, non-cohabiting partner)	...
— Women	...
— Men	...
Women aged 15-49 years who have their demand for family planning satisfied by modern methods	...
Men aged 15-49 years who are circumcised	Not applicable
Male circumcisions performed according to national standards	Not applicable
People who received PrEP at least once during the reporting period (2017)	...

Harm reduction

— Use of sterile injecting equipment at last injection	...
— Needles and syringes distributed per person who injects	...
— Coverage of opioid substitution therapy	...
— Naloxone available (2016)	...
— Safe injection rooms available (2016)	...

EPIDEMIC ESTIMATES

	2005	2010	2017
New HIV infections			
New HIV infections (all ages)	12 000 [12 000–13 000]	14 000 [13 000–15 000]	7000 [6200–7900]
New HIV infections (0–14)	2600 [2200–3000]	1800 [1500–2200]	850 [600–1200]
New HIV infections (women, 15+)	6200 [5600–6600]	7200 [6500–7700]	3500 [3100–4100]
New HIV infections (men, 15+)	3700 [3300–4000]	5000 [4600–5500]	2600 [2200–3000]
HIV incidence per 1000 population	16.38 [15.08–17.17]	17.75 [16.49–18.7]	8.02 [7.07–9.17]
AIDS-related deaths			
AIDS-related deaths (all ages)	7900 [6900–8900]	4800 [4200–5400]	3500 [3000–4000]
AIDS-related deaths (0–14)	1700 [1500–2000]	1300 [1100–1500]	<500 [<500–660]
AIDS-related deaths (women, 15+)	3500 [2900–4000]	1800 [1500–2100]	1500 [1300–1800]
AIDS-related deaths (men, 15+)	2700 [2400–3300]	1700 [1500–2000]	1500 [1200–1700]
People living with HIV			
People living with HIV (all ages)	130 000 [120 000–140 000]	170 000 [150 000–180 000]	210 000 [190 000–220 000]
People living with HIV (0–14)	12 000 [10 000–13 000]	13 000 [12 000–15 000]	13 000 [11 000–15 000]
People living with HIV (women, 15+)	74 000 [70 000–78 000]	95 000 [89 000–100 000]	120 000 [110 000–130 000]
People living with HIV (men, 15+)	47 000 [43 000–51 000]	58 000 [53 000–62 000]	72 000 [66 000–78 000]

LAWS AND POLICIES

Laws criminalizing the transmission of, non-disclosure of or exposure to HIV transmission	No
Criminalization of sex work among consenting adults	Other punitive regulation of sex work
Criminalization of same-sex sexual acts	Yes, imprisonment (up to 14 years)
Drug use or possession for personal use is an offence	Possession of drugs for personal use is specified as a criminal offence
Criminalization of transgender people	Neither criminalized nor prosecuted
Laws or policies restricting the entry, stay and residence of people living with HIV	No
Parental consent for adolescents to access HIV testing	Yes, for adolescents younger than 18 years
Spousal consent for married women to access sexual and reproductive health services	No
Mandatory HIV testing for marriage, work or residence permits or for certain groups	Yes

STIGMA AND DISCRIMINATION

	2000	2014
Percentage of women and men aged 15–49 years who report discriminatory attitudes towards people living with HIV	39.2*	5.7

Percentage of people living with HIV denied health services because of their HIV status in the last 12 months

Percentage of people living with HIV who reported a health-care professional told others about their HIV status without their consent

VIOLENCE

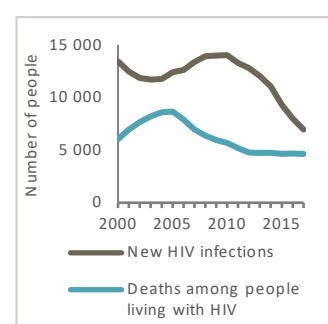
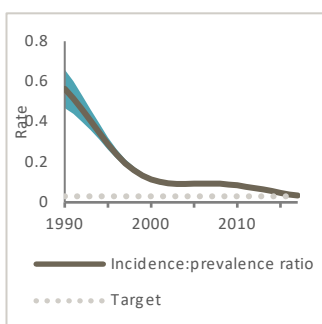
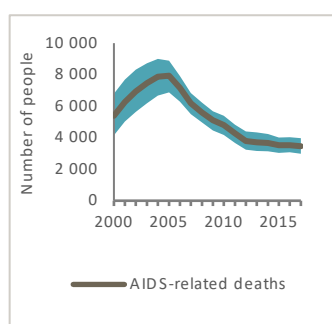
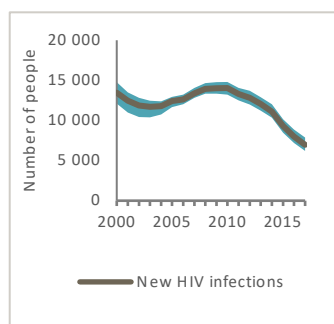
Proportion of ever-married or partnered women aged 15–49 years who experienced physical or sexual violence from a male intimate partner in the past 12 months

*Female respondents only

EXPENDITURES

	Financing sources					Total
	Domestic private	Domestic public	International: PEPFAR	International: Global Fund	International: all others	
Last available report: 2013	...	US\$ 33 155 127	US\$ 63 776 395	US\$ 96 931 522

EPIDEMIC TRANSITION METRICS



Change in new HIV infections since 2010 = **-50%**

Change in AIDS-related deaths since 2010 = **-28%**

Incidence:prevalence ratio = **0.03**

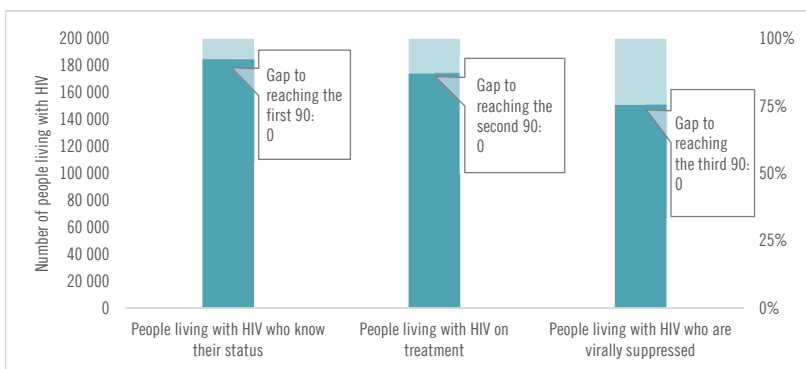
KEY POPULATIONS

	Sex workers	Gay men and other men who have sex with men	People who inject drugs	Transgender people	Prisoners
Estimated size of population	4 043	2 413
HIV prevalence	60.5%	12.6%
Know their HIV status
Antiretroviral therapy coverage
Condom use	82.9%	46%
Coverage of HIV prevention programmes
Avoidance of health care because of stigma and discrimination

HIV COMORBIDITIES

Estimated number of incident tuberculosis cases among people living with HIV (2016)	3800 [2400–5400]
Proportion of people living with HIV newly enrolled in HIV care with active tuberculosis (2016)	1.7%
Cervical cancer screening of women living with HIV	...
Proportion of people coinfecting with HIV and hepatitis B virus receiving combined treatment	...
Proportion of people coinfecting with HIV and hepatitis C virus starting hepatitis C treatment	...

HIV TESTING AND TREATMENT CASCADE



All ages	90% [83–>95%]	85% [78–91%]	74% [68–79%]
Children (0–14)	...% [...–...%]	75% [65–86%]	61% [52–70%]
Women (15+)	>95% [88–>95%]	91% [84–>95%]	76% [70–82%]
Men (15+)	83% [76–90%]	76% [70–83%]	68% [62–73%]

Is antiretroviral therapy provided in community settings (such as outside health facilities) for people who are stable on antiretroviral therapy? **Yes**

ELIMINATION OF MOTHER-TO-CHILD TRANSMISSION

	2010	2017
Percentage of pregnant women living with HIV accessing antiretroviral medicines	84% [71–93%]	90% [76–>95%]
Early infant diagnosis	50% [45–59%]	81% [73–>95%]

HIV PREVENTION

Knowledge of HIV prevention among young people aged 15–24 years (2014)	
— Women	49.1%
— Men	50.9%
Condom use at last higher-risk sex (with a non-marital, non-cohabiting partner)	
— Women	...
— Men	...
Women aged 15–49 years who have their demand for family planning satisfied by modern methods	...
Men aged 15–49 years who are circumcised	...
Male circumcisions performed according to national standards (2017)	18 138
People who received PrEP at least once during the reporting period (2017)	...
Harm reduction	
— Use of sterile injecting equipment at last injection	...
— Needles and syringes distributed per person who injects	...
— Coverage of opioid substitution therapy	...
— Naloxone available (2016)	No
— Safe injection rooms available (2016)	No

EPIDEMIC ESTIMATES

	2005	2010	2017
New HIV infections			
New HIV infections (all ages)	31 000 [14 000–54 000]	17 000 [7600–30 000]	16 000 [7200–28 000]
New HIV infections (0–14)	17 000 [7800–27 000]	9600 [4500–15 000]	5500 [2600–8800]
New HIV infections (women, 15+)	9200 [3600–17 000]	4600 [1800–8600]	6800 [2600–13 000]
New HIV infections (men, 15+)	4900 [1900–9300]	2500 [950–4700]	3700 [1400–6800]
HIV incidence per 1000 population	0.48 [0.21–0.85]	0.22 [0.1–0.4]	0.17 [0.08–0.31]
AIDS-related deaths			
AIDS-related deaths (all ages)	80 000 [47 000–140 000]	36 000 [21 000–62 000]	15 000 [9100–26 000]
AIDS-related deaths (0–14)	14 000 [6900–23 000]	9100 [4400–14 000]	3600 [1800–5800]
AIDS-related deaths (women, 15+)	43 000 [24 000–79 000]	18 000 [10 000–34 000]	7500 [4200–14 000]
AIDS-related deaths (men, 15+)	23 000 [15 000–38 000]	9200 [5900–15 000]	4300 [2700–7000]
People living with HIV			
People living with HIV (all ages)	880 000 [680 000–1 100 000]	690 000 [530 000–880 000]	610 000 [470 000–780 000]
People living with HIV (0–14)	140 000 [84 000–190 000]	110 000 [66 000–150 000]	62 000 [38 000–86 000]
People living with HIV (women, 15+)	490 000 [380 000–620 000]	380 000 [290 000–480 000]	350 000 [270 000–450 000]
People living with HIV (men, 15+)	250 000 [200 000–320 000]	200 000 [160 000–260 000]	200 000 [150 000–260 000]

LAWS AND POLICIES

Laws criminalizing the transmission of, non-disclosure of or exposure to HIV transmission	Yes
Criminalization of sex work among consenting adults	Sex work is not subject to punitive regulations or is not criminalized
Criminalization of same-sex sexual acts	Yes, imprisonment (up to 14 years)
Drug use or possession for personal use is an offence	Possession of drugs for personal use is specified as a criminal offence
Criminalization of transgender people	Both criminalized and prosecuted
Laws or policies restricting the entry, stay and residence of people living with HIV	No
Parental consent for adolescents to access HIV testing	Yes, for adolescents younger than 18 years
Spousal consent for married women to access sexual and reproductive health services	No
Mandatory HIV testing for marriage, work or residence permits or for certain groups	Yes

STIGMA AND DISCRIMINATION

	2005	2016
Percentage of women and men aged 15–49 years who report discriminatory attitudes towards people living with HIV	73.6	51.2

Percentage of people living with HIV denied health services because of their HIV status in the last 12 months

Percentage of people living with HIV who reported a health-care professional told others about their HIV status without their consent

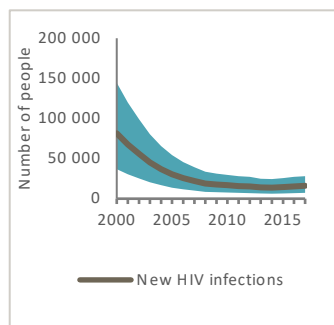
VIOLENCE

Proportion of ever-married or partnered women aged 15–49 years who experienced physical or sexual violence from a male intimate partner in the past 12 months	2016 19.8
---	--------------

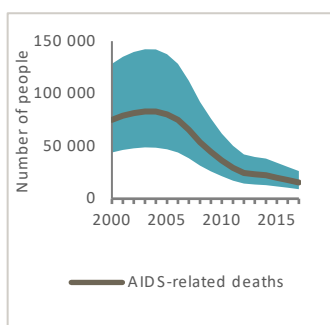
EXPENDITURES

	Financing sources					Total
	Domestic private	Domestic public	International: PEPFAR	International: Global Fund	International: all others	
Last available report: 2016	...	US\$ 54 369 431	US\$ 200 243 640	US\$ 59 670 093	US\$ 37 300 707	US\$ 351 583 871

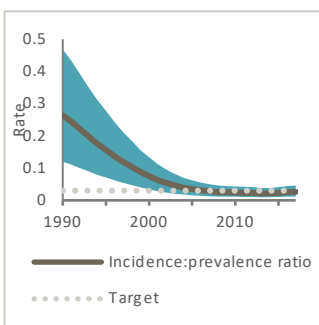
EPIDEMIC TRANSITION METRICS



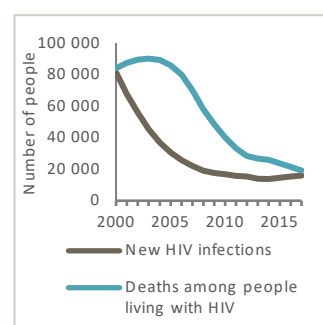
Change in new HIV infections since 2010 = **-5%**



Change in AIDS-related deaths since 2010 = **-57%**



Incidence:prevalence ratio = **0.03**



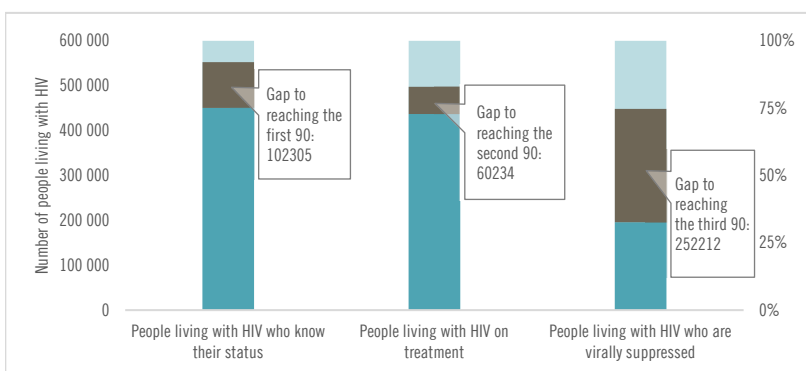
KEY POPULATIONS

	Sex workers	Gay men and other men who have sex with men	People who inject drugs	Transgender people	Prisoners
Estimated size of population	85 000
HIV prevalence	24.3%
Know their HIV status
Antiretroviral therapy coverage
Condom use
Coverage of HIV prevention programmes
Avoidance of health care because of stigma and discrimination

HIV COMORBIDITIES

Estimated number of incident tuberculosis cases among people living with HIV (2016)	14 000 [9600 -19 000]
Proportion of people living with HIV newly enrolled in HIV care with active tuberculosis (2016)	5.9%
Cervical cancer screening of women living with HIV	...
Proportion of people coinfecting with HIV and hepatitis B virus receiving combined treatment	...
Proportion of people coinfecting with HIV and hepatitis C virus starting hepatitis C treatment	...

HIV TESTING AND TREATMENT CASCADE



All ages	73% [56-94%]	71% [55-91%]	32% [25-41%]
Children (0-14)	...% [...-...%]	34% [21-47%]	...% [...-...%]
Women (15+)	77% [60- >95%]	74% [58-94%]	...% [...-...%]
Men (15+)	79% [60- >95%]	78% [60- >95%]	...% [...-...%]

Is antiretroviral therapy provided in community settings (such as outside health facilities) for people who are stable on antiretroviral therapy? **No**

ELIMINATION OF MOTHER-TO-CHILD TRANSMISSION

	2010	2017
Percentage of pregnant women living with HIV accessing antiretroviral medicines	21% [14-28%]	59% [39-78%]
Early infant diagnosis	40% [30-61%]	38% [29-58%]

HIV PREVENTION

Knowledge of HIV prevention among young people aged 15-24 years (2016)	
— Women	24.3%
— Men	39.1%
C condom use at last higher-risk sex (with a non-marital, non-cohabiting partner) (2016)	
— Women	21.3%
— Men	54%
Women aged 15-49 years who have their demand for family planning satisfied by modern methods (2016)	61.3%
Men aged 15-49 years who are circumcised (2016)	91%
Male circumcisions performed according to national standards (2017)	15 789
People who received PrEP at least once during the reporting period (2017)	...

Harm reduction

— Use of sterile injecting equipment at last injection	...
— Needles and syringes distributed per person who injects	...
— Coverage of opioid substitution therapy	...
— Naloxone available (2016)	No
— Safe injection rooms available (2016)	No

EPIDEMIC ESTIMATES

	2005	2010	2017
New HIV infections			
New HIV infections (all ages)	88 000 [51 000–140 000]	77 000 [45 000–130 000]	53 000 [31 000–86 000]
New HIV infections (0–14)	25 000 [14 000–39 000]	13 000 [7800–21 000]	8000 [4600–13 000]
New HIV infections (women, 15+)	39 000 [22 000–65 000]	39 000 [22 000–65 000]	27 000 [16 000–46 000]
New HIV infections (men, 15+)	24 000 [14 000–43 000]	25 000 [14 000–44 000]	18 000 [9800–31 000]
HIV incidence per 1000 population	2.77 [1.6–4.57]	2.12 [1.22–3.51]	1.21 [0.7–2]
AIDS-related deaths			
AIDS-related deaths (all ages)	120 000 [77 000–180 000]	54 000 [35 000–82 000]	28 000 [19 000–43 000]
AIDS-related deaths (0–14)	20 000 [12 000–32 000]	10 000 [5900–16 000]	4300 [2500–6800]
AIDS-related deaths (women, 15+)	59 000 [41 000–94 000]	27 000 [19 000–43 000]	10 000 [6900–16 000]
AIDS-related deaths (men, 15+)	38 000 [24 000–58 000]	16 000 [10 000–25 000]	14 000 [8700–21 000]
People living with HIV			
People living with HIV (all ages)	1 400 000 [1 200 000–1 700 000]	1 400 000 [1 100 000–1 600 000]	1 500 000 [1 300 000–1 800 000]
People living with HIV (0–14)	170 000 [130 000–220 000]	150 000 [110 000–190 000]	110 000 [76 000–130 000]
People living with HIV (women, 15+)	780 000 [660 000–920 000]	740 000 [620 000–870 000]	860 000 [730 000–1 000 000]
People living with HIV (men, 15+)	470 000 [390 000–560 000]	480 000 [400 000–570 000]	520 000 [430 000–630 000]

LAWS AND POLICIES

Laws criminalizing the transmission of, non-disclosure of or exposure to HIV transmission	...
Criminalization of sex work among consenting adults	Selling and buying sexual services is criminalized
Criminalization of same-sex sexual acts	Yes, imprisonment (up to 14 years)
Drug use or possession for personal use is an offence	Drug use or consumption is a specific offence in law
Criminalization of transgender people	Neither criminalized nor prosecuted
Laws or policies restricting the entry, stay and residence of people living with HIV	No
Parental consent for adolescents to access HIV testing	Yes, for adolescents younger than 14 years
Spousal consent for married women to access sexual and reproductive health services	No
Mandatory HIV testing for marriage, work or residence permits or for certain groups	No

STIGMA AND DISCRIMINATION

	2003	2014
Percentage of women and men aged 15–49 years who report discriminatory attitudes towards people living with HIV	34.2	11.9

Percentage of people living with HIV denied health services because of their HIV status in the last 12 months

Percentage of people living with HIV who reported a health-care professional told others about their HIV status without their consent

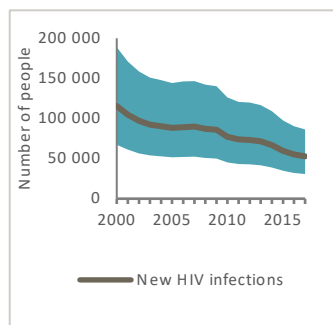
VIOLENCE

	2009	2014
Proportion of ever-married or partnered women aged 15–49 years who experienced physical or sexual violence from a male intimate partner in the past 12 months	31.7	25.5

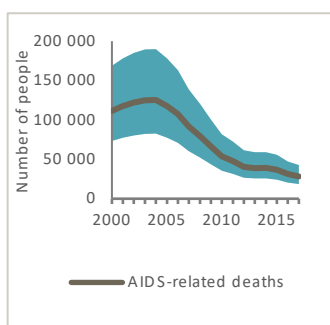
EXPENDITURES

	Financing sources					Total
	Domestic private	Domestic public	International: PEPFAR	International: Global Fund	International: all others	
Last available report: 2017	US\$ 91 422 168	US\$ 342 351 186	US\$ 615 277 224	US\$ 121 902 916	...	US\$ 1 174 884 586

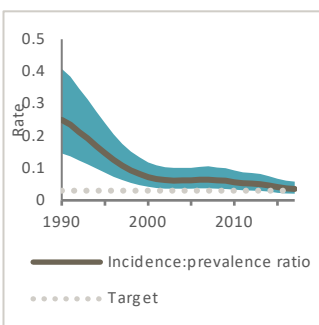
EPIDEMIC TRANSITION METRICS



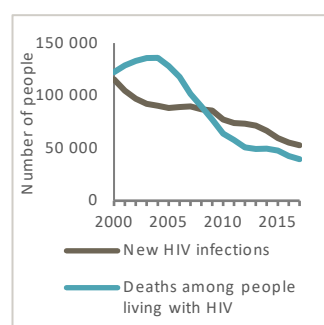
Change in new HIV infections since 2010 = **-32%**



Change in AIDS-related deaths since 2010 = **-48%**



Incidence:prevalence ratio = **0.04**



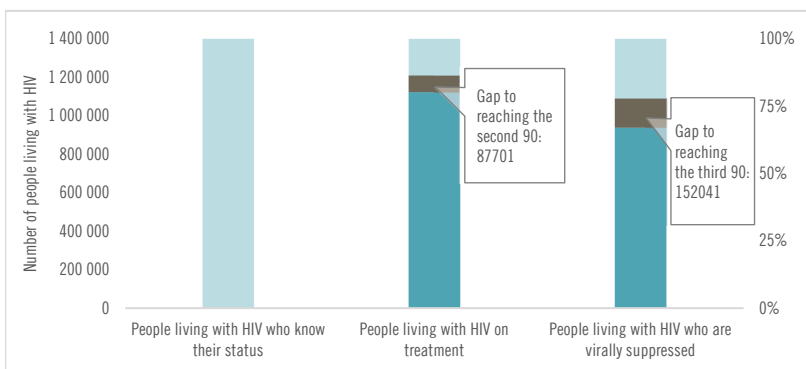
KEY POPULATIONS

	Sex workers	Gay men and other men who have sex with men	People who inject drugs	Transgender people	Prisoners
Estimated size of population
HIV prevalence
Know their HIV status	95.5%	...	94%
Antiretroviral therapy coverage	73%	62.8%	67.6%
Condom use	92%	78.7%	75.9%
Coverage of HIV prevention programmes
Avoidance of health care because of stigma and discrimination

HIV COMORBIDITIES

Estimated number of incident tuberculosis cases among people living with HIV (2016)	53 000 [32 000–79 000]
Proportion of people living with HIV newly enrolled in HIV care with active tuberculosis (2016)	11.1%
Cervical cancer screening of women living with HIV	...
Proportion of people coinfecting with HIV and hepatitis B virus receiving combined treatment	...
Proportion of people coinfecting with HIV and hepatitis C virus starting hepatitis C treatment	...

HIV TESTING AND TREATMENT CASCADE



	...	75%	63%
All ages	[...-...%]	[63–89%]	[53–74%]
Children (0–14)	[...-...%]	[60–>95%]	[...-...%]
Women (15+)	[...-...%]	[69–>95%]	[...-...%]
Men (15+)	[...-...%]	[51–74%]	[...-...%]

Is antiretroviral therapy provided in community settings (such as outside health facilities) for people who are stable on antiretroviral therapy?	Yes
---	-----

ELIMINATION OF MOTHER-TO-CHILD TRANSMISSION

	2010	2017
Percentage of pregnant women living with HIV accessing antiretroviral medicines	56% [43–68%]	76% [58–92%]
Early infant diagnosis	75% [63–>95%]	51% [43–67%]

HIV PREVENTION

Knowledge of HIV prevention among young people aged 15–24 years (2014)	
— Women	56.6%
— Men	63.7%
Condom use at last higher-risk sex (with a non-marital, non-cohabiting partner) (2014)	
— Women	40%
— Men	44.5%
Women aged 15–49 years who have their demand for family planning satisfied by modern methods (2014)	70.8%
Men aged 15–49 years who are circumcised (2014)	92.6%
Male circumcisions performed according to national standards (2017)	233 879
People who received PrEP at least once during the reporting period (2017)	53 291
Harm reduction	
— Use of sterile injecting equipment at last injection (2017)	88.4%
— Needles and syringes distributed per person who injects (2017)	189.5
— Coverage of opioid substitution therapy (2017)	14%
— Naloxone available (2016)	No
— Safe injection rooms available (2016)	No

EPIDEMIC ESTIMATES

	2005	2010	2017
New HIV infections			
New HIV infections (all ages)	20 000 [17 000–21 000]	19 000 [17 000–20 000]	15 000 [13 000–17 000]
New HIV infections (0–14)	3100 [2600–3600]	2200 [1500–2500]	1400 [1200–1600]
New HIV infections (women, 15+)	9500 [8200–10 000]	9300 [7900–11 000]	7500 [6200–8700]
New HIV infections (men, 15+)	6900 [6000–7800]	7000 [6000–8000]	5900 [5000–6800]
HIV incidence per 1000 population	13.56 [11.87–14.77]	12.36 [10.8–13.6]	9.07 [7.66–10.37]
AIDS-related deaths			
AIDS-related deaths (all ages)	15 000 [13 000–17 000]	5600 [4500–6700]	4900 [4100–5900]
AIDS-related deaths (0–14)	2200 [1900–2500]	1000 [670–1300]	890 [610–1100]
AIDS-related deaths (women, 15+)	7300 [6000–8700]	2500 [1900–3200]	2000 [1600–2500]
AIDS-related deaths (men, 15+)	5000 [4100–6300]	2000 [1600–2400]	2000 [1600–2500]
People living with HIV			
People living with HIV (all ages)	230 000 [210 000–240 000]	250 000 [230 000–270 000]	320 000 [290 000–340 000]
People living with HIV (0–14)	15 000 [13 000–17 000]	17 000 [14 000–19 000]	16 000 [13 000–18 000]
People living with HIV (women, 15+)	130 000 [120 000–140 000]	140 000 [130 000–150 000]	180 000 [170 000–200 000]
People living with HIV (men, 15+)	83 000 [76 000–90 000]	93 000 [85 000–100 000]	120 000 [110 000–130 000]

LAWS AND POLICIES

Laws criminalizing the transmission of, non-disclosure of or exposure to HIV transmission	No
Criminalization of sex work among consenting adults	Sex work is not subject to punitive regulations or is not criminalized
Criminalization of same-sex sexual acts	No specific legislation
Drug use or possession for personal use is an offence	Drug use or consumption is a specific offence in law
Criminalization of transgender people	Neither criminalized nor prosecuted
Laws or policies restricting the entry, stay and residence of people living with HIV	No
Parental consent for adolescents to access HIV testing	Yes, for adolescents younger than 14 years
Spousal consent for married women to access sexual and reproductive health services	No
Mandatory HIV testing for marriage, work or residence permits or for certain groups	No

STIGMA AND DISCRIMINATION

Percentage of women and men aged 15–49 years who report discriminatory attitudes towards people living with HIV	2004	2014
	50.7	13.9
Percentage of people living with HIV denied health services because of their HIV status in the last 12 months		2013
		4
Percentage of people living with HIV who reported a health-care professional told others about their HIV status without their consent		2013
		3.7

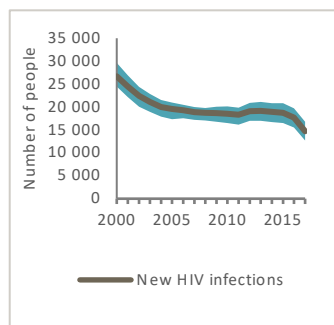
VIOLENCE

Proportion of ever-married or partnered women aged 15–49 years who experienced physical or sexual violence from a male intimate partner in the past 12 months

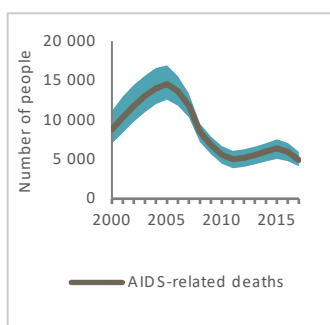
EXPENDITURES

	Financing sources					Total
	Domestic private	Domestic public	International: PEPFAR	International: Global Fund	International: all others	
Last available report: 2014	...	US\$ 48 634 655	US\$ 27 415 795	US\$ 19 046 826	US\$ 16 473 466	US\$ 111 570 742

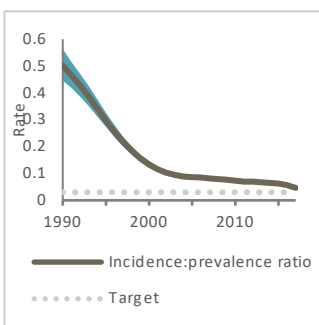
EPIDEMIC TRANSITION METRICS



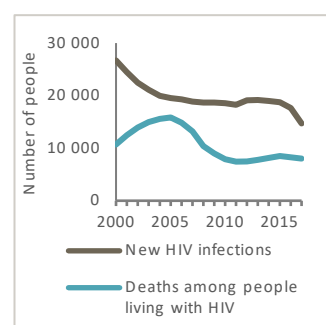
Change in new HIV infections since 2010 = **-21%**



Change in AIDS-related deaths since 2010 = **-12%**



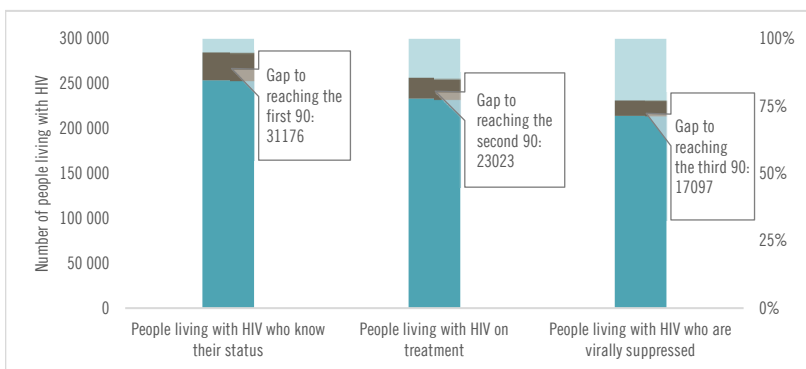
Incidence:prevalence ratio = **0.05**



KEY POPULATIONS

	Sex workers	Gay men and other men who have sex with men	People who inject drugs	Transgender people	Prisoners
Estimated size of population	6 300	11 400	2 600
HIV prevalence	71.9%	32.9%
Know their HIV status	60.8%	58.2%
Antiretroviral therapy coverage	80.1%
Condom use	64.9%	62.2%
Coverage of HIV prevention programmes
Avoidance of health care because of stigma and discrimination	8%

HIV TESTING AND TREATMENT CASCADE



	80% [74–85%]	74% [68–78%]	68% [63–72%]
All ages			
Children (0–14)	...% [...–...%]	60% [49–66%]	...% [...–...%]
Women (15+)	84% [79–90%]	80% [75–86%]	62% [58–67%]
Men (15+)	77% [71–83%]	66% [60–71%]	44% [40–47%]

Is antiretroviral therapy provided in community settings (such as outside health facilities) for people who are stable on antiretroviral therapy? **Yes**

ELIMINATION OF MOTHER-TO-CHILD TRANSMISSION

	2010	2017
Percentage of pregnant women living with HIV accessing antiretroviral medicines	73% [57–82%]	90% [76–>95%]
Early infant diagnosis	>95% [88–>95%]	51% [46–60%]

HIV COMORBIDITIES

Estimated number of incident tuberculosis cases among people living with HIV (2016)	12 000 [7300–17 000]
Proportion of people living with HIV newly enrolled in HIV care with active tuberculosis (2016)	...
Cervical cancer screening of women living with HIV (survey data) (2014)	29%
Proportion of people coinfecting with HIV and hepatitis B virus receiving combined treatment	...
Proportion of people coinfecting with HIV and hepatitis C virus starting hepatitis C treatment	...

HIV PREVENTION

Knowledge of HIV prevention among young people aged 15–24 years (2014)	
— Women	37.6%
— Men	30.9%
Condom use at last higher-risk sex (with a non-marital, non-cohabiting partner) (2014)	
— Women	76%
— Men	76.6%
Women aged 15–49 years who have their demand for family planning satisfied by modern methods (2014)	78.9%
Men aged 15–49 years who are circumcised (2014)	72.3%
Male circumcisions performed according to national standards (2017)	25 150
People who received PrEP at least once during the reporting period (2017)	853

Harm reduction

— Use of sterile injecting equipment at last injection	...
— Needles and syringes distributed per person who injects	...
— Coverage of opioid substitution therapy	...
— Naloxone available (2016)	No
— Safe injection rooms available (2016)	No

EPIDEMIC ESTIMATES

	2005	2010	2017
New HIV infections			
New HIV infections (all ages)	1300 [890–1700]	2100 [1700–2600]	5300 [3800–7800]
New HIV infections (0–14)	<200 [<200– <500]	<200 [<200– <500]	<500 [<500– <500]
New HIV infections (women, 15+)	<500 [<500– <500]	570 [<500–720]	1500 [1000–2200]
New HIV infections (men, 15+)	810 [510–1100]	1400 [1100–1800]	3500 [2500–5300]
HIV incidence per 1000 population	0.08 [0.05–0.09]	0.1 [0.08–0.13]	0.22 [0.15–0.32]
AIDS-related deaths			
AIDS-related deaths (all ages)	1000 [600–1500]	1300 [990–1600]	1600 [1200–2100]
AIDS-related deaths (0–14)	<200 [<100– <200]	<200 [<200– <200]	<200 [<200– <500]
AIDS-related deaths (women, 15+)	<500 [<200– <500]	<500 [<500– <500]	<500 [<500–520]
AIDS-related deaths (men, 15+)	650 [<500–950]	850 [630–1100]	1000 [770–1400]
People living with HIV			
People living with HIV (all ages)	18 000 [14 000–22 000]	19 000 [17 000–22 000]	35 000 [29 000–45 000]
People living with HIV (0–14)	760 [<500–1100]	970 [720–1200]	1300 [1100–1500]
People living with HIV (women, 15+)	5000 [3900–6300]	5600 [4800–6500]	10 000 [8400–13 000]
People living with HIV (men, 15+)	12 000 [9400–15 000]	13 000 [11 000–15 000]	23 000 [19 000–31 000]

LAWS AND POLICIES

Laws criminalizing the transmission of, non-disclosure of or exposure to HIV transmission	Yes
Criminalization of sex work among consenting adults	Sex work is not subject to punitive regulations or is not criminalized
Criminalization of same-sex sexual acts	No specific legislation
Drug use or possession for personal use is an offence	Drug use or consumption is a specific offence in law
Criminalization of transgender people	Neither criminalized nor prosecuted
Laws or policies restricting the entry, stay and residence of people living with HIV	No
Parental consent for adolescents to access HIV testing	Yes, for adolescents younger than 18 years
Spousal consent for married women to access sexual and reproductive health services	No
Mandatory HIV testing for marriage, work or residence permits or for certain groups	No

STIGMA AND DISCRIMINATION

Percentage of women and men aged 15–49 years who report discriminatory attitudes towards people living with HIV

Percentage of people living with HIV denied health services because of their HIV status in the last 12 months

Percentage of people living with HIV who reported a health-care professional told others about their HIV status without their consent

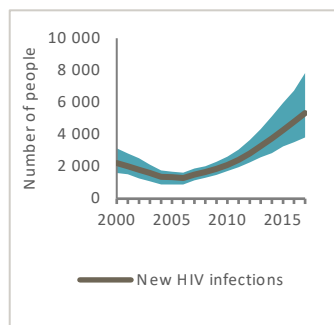
VIOLENCE

Proportion of ever-married or partnered women aged 15–49 years who experienced physical or sexual violence from a male intimate partner in the past 12 months

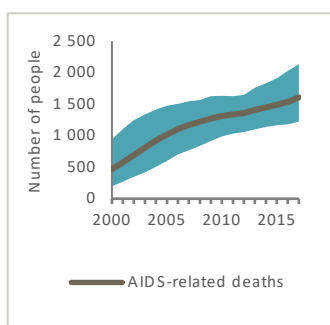
EXPENDITURES

	Financing sources					Total
	Domestic private	Domestic public	International: PEPFAR	International: Global Fund	International: all others	
Last available report: 2017	US\$ 2901	US\$ 289 872	...	US\$ 4 405 954	...	US\$ 11 981 599

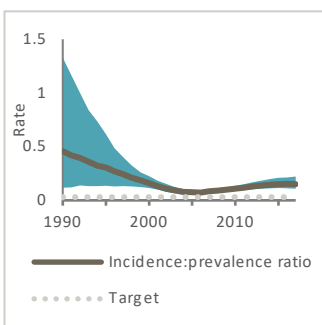
EPIDEMIC TRANSITION METRICS



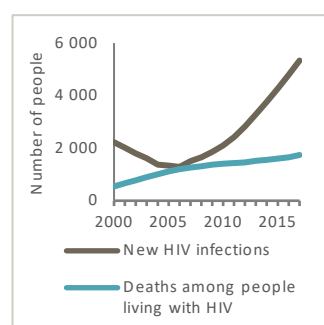
Change in new HIV infections since 2010 = **154%**



Change in AIDS-related deaths since 2010 = **23%**



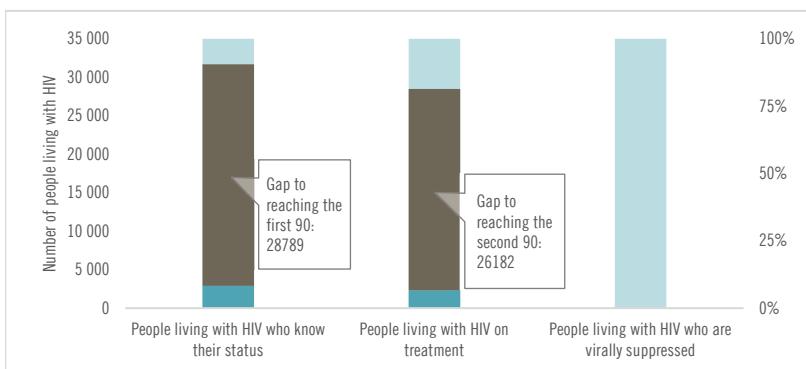
Incidence:prevalence ratio = **0.15**



KEY POPULATIONS

	Sex workers	Gay men and other men who have sex with men	People who inject drugs	Transgender people	Prisoners
Estimated size of population	167 443	14 914	2 033
HIV prevalence	5.5%	14.9%	8.5%
Know their HIV status	...	19.3%	20.6%
Antiretroviral therapy coverage
Condom use	62.8%	57.2%	41.8%
Coverage of HIV prevention programmes
Avoidance of health care because of stigma and discrimination

HIV TESTING AND TREATMENT CASCADE



	8% [7–10%]	7% [5–8%]	...% [...–...%]
All ages			
Children (0–14)	5% [5–7%]	4% [4–5%]	...% [...–...%]
Women (15+)	14% [12–18%]	11% [9–14%]	...% [...–...%]
Men (15+)	6% [4–7%]	5% [4–6%]	...% [...–...%]

Is antiretroviral therapy provided in community settings (such as outside health facilities) for people who are stable on antiretroviral therapy?	No
---	----

ELIMINATION OF MOTHER-TO-CHILD TRANSMISSION

	2010	2017
Percentage of pregnant women living with HIV accessing antiretroviral medicines	3% [3–4%]	11% [9–15%]
Early infant diagnosis	...% [...–...%]	...% [...–...%]

HIV COMORBIDITIES

Estimated number of incident tuberculosis cases among people living with HIV (2016)	1400 [620–2400]
Proportion of people living with HIV newly enrolled in HIV care with active tuberculosis (2016)	20.6%
Cervical cancer screening of women living with HIV	...
Proportion of people coinfecting with HIV and hepatitis B virus receiving combined treatment	...
Proportion of people coinfecting with HIV and hepatitis C virus starting hepatitis C treatment	...

HIV PREVENTION

Knowledge of HIV prevention among young people aged 15–24 years (2015)	
— Women	22.9%
— Men	25.5%
Condom use at last higher-risk sex (with a non-marital, non-cohabiting partner)	
— Women	...
— Men	...
Women aged 15–49 years who have their demand for family planning satisfied by modern methods	...
Men aged 15–49 years who are circumcised	Not applicable
Male circumcisions performed according to national standards	Not applicable
People who received PrEP at least once during the reporting period (2017)	...

Harm reduction	
— Use of sterile injecting equipment at last injection (2016)	68.4%
— Needles and syringes distributed per person who injects (2017)	7.56
— Coverage of opioid substitution therapy	...
— Naloxone available (2016)	No
— Safe injection rooms available (2016)	No

EPIDEMIC ESTIMATES

	2005	2010	2017
New HIV infections			
New HIV infections (all ages)	66 000 [61 000–70 000]	64 000 [60 000–81 000]	39 000 [35 000–51 000]
New HIV infections (0–14)	14 000 [12 000–17 000]	12 000 [9 600–15 000]	4 900 [3 000–6 700]
New HIV infections (women, 15+)	30 000 [27 000–32 000]	30 000 [27 000–39 000]	19 000 [17 000–26 000]
New HIV infections (men, 15+)	22 000 [19 000–25 000]	22 000 [20 000–31 000]	14 000 [13 000–21 000]
HIV incidence per 1 000 population	5.92 [5.43–6.35]	4.91 [4.56–6.31]	2.39 [2.11–3.18]
AIDS-related deaths			
AIDS-related deaths (all ages)	65 000 [59 000–71 000]	34 000 [29 000–38 000]	17 000 [13 000–23 000]
AIDS-related deaths (0–14)	11 000 [8 800–12 000]	7 800 [5 700–9 100]	3 000 [1 800–4 000]
AIDS-related deaths (women, 15+)	32 000 [28 000–35 000]	14 000 [12 000–16 000]	6 100 [4 600–9 300]
AIDS-related deaths (men, 15+)	23 000 [20 000–27 000]	12 000 [9 800–14 000]	7 700 [5 600–11 000]
People living with HIV			
People living with HIV (all ages)	830 000 [760 000–880 000]	890 000 [830 000–930 000]	1 000 000 [980 000–1 100 000]
People living with HIV (0–14)	87 000 [72 000–98 000]	88 000 [72 000–98 000]	71 000 [53 000–83 000]
People living with HIV (women, 15+)	440 000 [410 000–470 000]	480 000 [460 000–510 000]	590 000 [560 000–640 000]
People living with HIV (men, 15+)	300 000 [270 000–320 000]	320 000 [290 000–340 000]	380 000 [350 000–420 000]

LAWS AND POLICIES

Laws criminalizing the transmission of, non-disclosure of or exposure to HIV transmission	No, but prosecutions exist based on general criminal laws
Criminalization of sex work among consenting adults	Partial criminalization of sex work
Criminalization of same-sex sexual acts	Yes, imprisonment (up to 14 years)
Drug use or possession for personal use is an offence	Possession of drugs for personal use is specified as a criminal offence
Criminalization of transgender people	Neither criminalized nor prosecuted
Laws or policies restricting the entry, stay and residence of people living with HIV	No
Parental consent for adolescents to access HIV testing	Yes, for adolescents younger than 14 years
Spousal consent for married women to access sexual and reproductive health services	No
Mandatory HIV testing for marriage, work or residence permits or for certain groups	Yes

STIGMA AND DISCRIMINATION

	2004	2016
Percentage of women and men aged 15–49 years who report discriminatory attitudes towards people living with HIV	29	14.9
Percentage of people living with HIV denied health services because of their HIV status in the last 12 months		2016 1.7
Percentage of people living with HIV who reported a health-care professional told others about their HIV status without their consent		2016 6.1

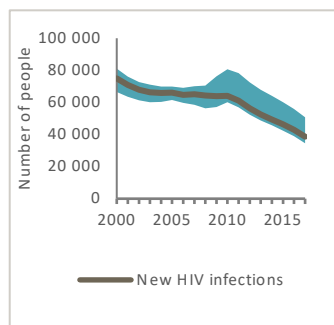
VIOLENCE

	2010	2016
Proportion of ever-married or partnered women aged 15–49 years who experienced physical or sexual violence from a male intimate partner in the past 12 months	22.1	24.3

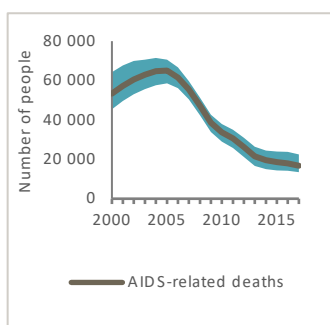
EXPENDITURES

	Financing sources					Total
	Domestic private	Domestic public	International: PEPFAR	International: Global Fund	International: all others	
Last available report: 2017	...	US\$ 5 594 173	US\$ 114 934 352	US\$ 89 842 549	...	US\$ 218 441 548

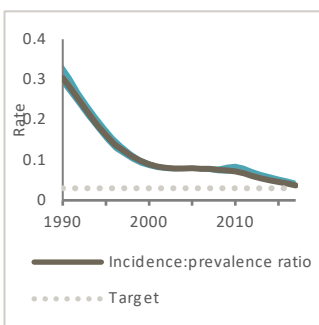
EPIDEMIC TRANSITION METRICS



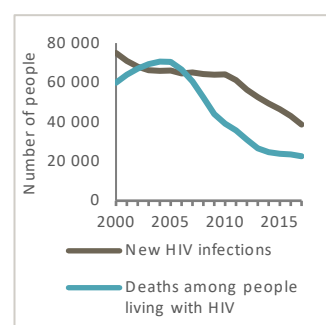
Change in new HIV infections since 2010 = **-40%**



Change in AIDS-related deaths since 2010 = **-50%**



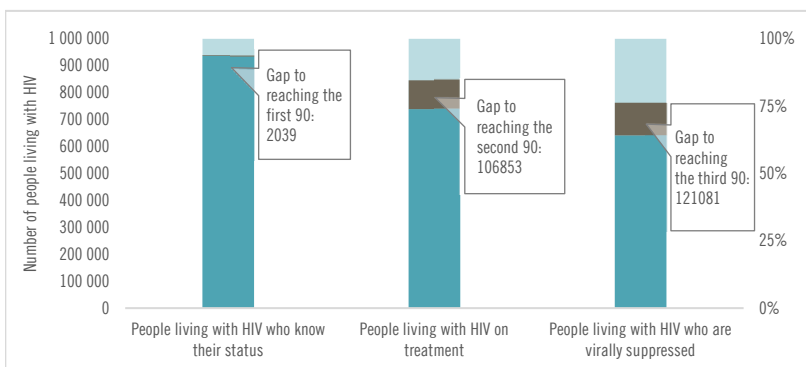
Incidence:prevalence ratio = **0.04**



KEY POPULATIONS

	Sex workers	Gay men and other men who have sex with men	People who inject drugs	Transgender people	Prisoners
Estimated size of population	31 200	42 600	15 000
HIV prevalence	60%	17.3%	30%
Know their HIV status	...	96%
Antiretroviral therapy coverage	80%	40%	88%
Condom use	...	63%
Coverage of HIV prevention programmes
Avoidance of health care because of stigma and discrimination

HIV TESTING AND TREATMENT CASCADE



	90% [84–>95%]	71% [66–77%]	61% [58–67%]
All ages	...	63% [47–73%]	...
Children (0–14)	...	78% [74–85%]	...
Women (15+)	...	61% [56–67%]	...
Men (15+)

Is antiretroviral therapy provided in community settings (such as outside health facilities) for people who are stable on antiretroviral therapy? **Yes**

ELIMINATION OF MOTHER-TO-CHILD TRANSMISSION

	2010	2017
Percentage of pregnant women living with HIV accessing antiretroviral medicines	29% [23–33%]	92% [75–>95%]
Early infant diagnosis	...% [...–...%]	52% [45–63%]

HIV COMORBIDITIES

Estimated number of incident tuberculosis cases among people living with HIV (2016)	15 000 [9900–22 000]
Proportion of people living with HIV newly enrolled in HIV care with active tuberculosis (2016)	1.7%
Women who tested positive for HIV among those screened for cervical cancer (programme data) (2016)	15.2%
Proportion of people coinfecting with HIV and hepatitis B virus receiving combined treatment	...
Proportion of people coinfecting with HIV and hepatitis C virus starting hepatitis C treatment	...

HIV PREVENTION

Knowledge of HIV prevention among young people aged 15–24 years (2016)	
— Women	41.1%
— Men	44.3%
Condom use at last higher-risk sex (with a non-marital, non-cohabiting partner) (2016)	
— Women	49.9%
— Men	76.3%
Women aged 15–49 years who have their demand for family planning satisfied by modern methods (2016)	73.9%
Men aged 15–49 years who are circumcised (2016)	27.8%
Male circumcisions performed according to national standards (2017)	166 350
People who received PrEP at least once during the reporting period (2017)	...

Harm reduction

— Use of sterile injecting equipment at last injection	...
— Needles and syringes distributed per person who injects	...
— Coverage of opioid substitution therapy	...
— Naloxone available (2016)	No
— Safe injection rooms available (2016)	No

EPIDEMIC ESTIMATES

	2005	2010	2017
New HIV infections			
New HIV infections (all ages)	170 000 [130 000–240 000]	170 000 [130 000–230 000]	130 000 [92 000–170 000]
New HIV infections (0–14)	31 000 [18 000–48 000]	31 000 [18 000–48 000]	18 000 [10 000–27 000]
New HIV infections (women, 15+)	87 000 [64 000–120 000]	84 000 [61 000–110 000]	63 000 [46 000–83 000]
New HIV infections (men, 15+)	57 000 [41 000–77 000]	58 000 [42 000–79 000]	46 000 [33 000–62 000]
HIV incidence per 1000 population	9 [6.5–12.42]	7.88 [5.69–10.87]	4.75 [3.43–6.55]
AIDS-related deaths			
AIDS-related deaths (all ages)	80 000 [62 000–100 000]	85 000 [67 000–110 000]	70 000 [55 000–91 000]
AIDS-related deaths (0–14)	19 000 [10 000–28 000]	17 000 [9400–26 000]	9800 [5300–15 000]
AIDS-related deaths (women, 15+)	37 000 [28 000–49 000]	40 000 [30 000–54 000]	30 000 [22 000–40 000]
AIDS-related deaths (men, 15+)	24 000 [19 000–30 000]	28 000 [22 000–35 000]	30 000 [24 000–38 000]
People living with HIV			
People living with HIV (all ages)	1 400 000 [1 200 000–1 700 000]	1 800 000 [1 500 000–2 100 000]	2 100 000 [1 800 000–2 500 000]
People living with HIV (0–14)	110 000 [78 000–150 000]	150 000 [110 000–200 000]	170 000 [120 000–230 000]
People living with HIV (women, 15+)	790 000 [670 000–930 000]	990 000 [830 000–1 200 000]	1 200 000 [1 000 000–1 400 000]
People living with HIV (men, 15+)	500 000 [410 000–600 000]	630 000 [520 000–760 000]	750 000 [620 000–910 000]

LAWS AND POLICIES

Laws criminalizing the transmission of, non-disclosure of or exposure to HIV transmission	No
Criminalization of sex work among consenting adults	Issue is determined/differs at subnational level
Criminalization of same-sex sexual acts	Laws penalizing same-sex sexual acts have been decriminalized or never existed
Drug use or possession for personal use is an offence	Drug use or consumption is a specific offence in law
Criminalization of transgender people	Neither criminalized nor prosecuted
Laws or policies restricting the entry, stay and residence of people living with HIV	No
Parental consent for adolescents to access HIV testing	...
Spousal consent for married women to access sexual and reproductive health services	...
Mandatory HIV testing for marriage, work or residence permits or for certain groups	No

STIGMA AND DISCRIMINATION

Percentage of women and men aged 15–49 years who report discriminatory attitudes towards people living with HIV	2003	2015
	64.8	20.7
Percentage of people living with HIV denied health services because of their HIV status in the last 12 months		2013
		3.3738192
Percentage of people living with HIV who reported a health-care professional told others about their HIV status without their consent		

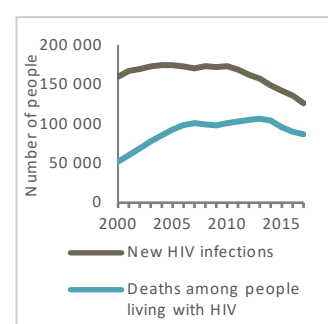
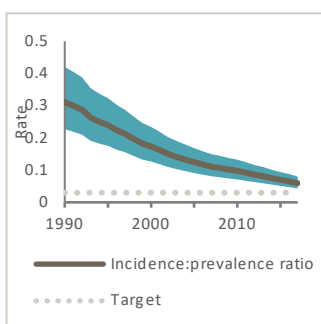
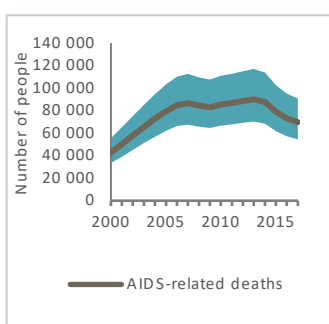
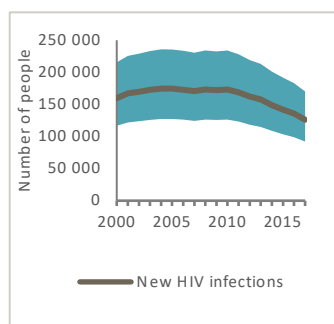
VIOLENCE

Proportion of ever-married or partnered women aged 15–49 years who experienced physical or sexual violence from a male intimate partner in the past 12 months	2011	2015
	27.7	15.5

EXPENDITURES

	Financing sources					Total
	Domestic private	Domestic public	International: PEPFAR	International: Global Fund	International: all others	
Last available report: 2016	...	US\$ 8 501 812	US\$ 206 158 981	US\$ 84 130 028	US\$ 18 854 333	US\$ 329 521 478

EPIDEMIC TRANSITION METRICS



Change in new HIV infections since 2010 = **-27%**

Change in AIDS-related deaths since 2010 = **-18%**

Incidence:prevalence ratio = **0.06**

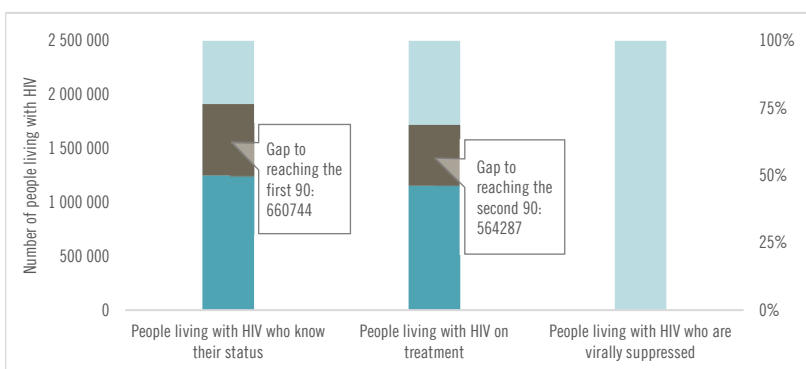
KEY POPULATIONS

	Sex workers	Gay men and other men who have sex with men	People who inject drugs	Transgender people	Prisoners
Estimated size of population	1 684
HIV prevalence	24%
Know their HIV status
Antiretroviral therapy coverage
Condom use
Coverage of HIV prevention programmes
Avoidance of health care because of stigma and discrimination

HIV COMORBIDITIES

Estimated number of incident tuberculosis cases among people living with HIV (2016)	72 000 [46 000 -104 000]
Proportion of people living with HIV newly enrolled in HIV care with active tuberculosis (2016)	...
Cervical cancer screening of women living with HIV	...
Proportion of people coinfectd with HIV and hepatitis B virus receiving combined treatment	...
Proportion of people coinfectd with HIV and hepatitis C virus starting hepatitis C treatment	...

HIV TESTING AND TREATMENT CASCADE



All ages	59% [49-70%]	54% [45-65%]	...% [...-...%]
Children (0-14)	...% [...-...%]	51% [36-68%]	...% [...-...%]
Women (15+)	...% [...-...%]	63% [53-74%]	...% [...-...%]
Men (15+)	61% [50-74%]	42% [35-51%]	...% [...-...%]

Is antiretroviral therapy provided in community settings (such as outside health facilities) for people who are stable on antiretroviral therapy? **No**

ELIMINATION OF MOTHER-TO-CHILD TRANSMISSION

	2010	2017
Percentage of pregnant women living with HIV accessing antiretroviral medicines	20% [15-25%]	86% [64- >95%]
Early infant diagnosis	31% [25-42%]	50% [39-68%]

HIV PREVENTION

Knowledge of HIV prevention among young people aged 15-24 years (2015)	
— Women	30.8%
— Men	30.2%
C condom use at last higher-risk sex (with a non-marital, non-cohabiting partner)	
— Women	...
— Men	...
Women aged 15-49 years who have their demand for family planning satisfied by modern methods (2015)	55.5%
Men aged 15-49 years who are circumcised	...
Male circumcisions performed according to national standards (2017)	315 380
People who received PrEP at least once during the reporting period (2017)	303
Harm reduction	
— Use of sterile injecting equipment at last injection	...
— Needles and syringes distributed per person who injects	...
— Coverage of opioid substitution therapy	...
— Naloxone available (2016)	No
— Safe injection rooms available (2016)	No

EPIDEMIC ESTIMATES

	2005	2010	2017
New HIV infections			
New HIV infections (all ages)	11 000 [10 000–12 000]	9800 [8000–11 000]	7400 [5900–8400]
New HIV infections (0–14)	1900 [1500–2300]	1200 [980–1500]	600 [510–680]
New HIV infections (women, 15+)	5400 [4900–5800]	4900 [3800–5500]	3900 [3000–4500]
New HIV infections (men, 15+)	4000 [3500–4500]	3600 [2800–4200]	2900 [2300–3500]
HIV incidence per 1000 population	6.55 [6.06–7.08]	5.34 [4.29–5.86]	3.49 [2.73–4.01]
AIDS-related deaths			
AIDS-related deaths (all ages)	9500 [8100–11 000]	3400 [2600–4300]	2700 [2000–3500]
AIDS-related deaths (0–14)	1600 [1300–1800]	570 [<500–700]	<500 [<200– <500]
AIDS-related deaths (women, 15+)	4500 [3700–5300]	1600 [1100–2200]	1200 [900–1600]
AIDS-related deaths (men, 15+)	3400 [2900–4200]	1200 [910–1600]	1200 [840–1500]
People living with HIV			
People living with HIV (all ages)	160 000 [140 000–170 000]	170 000 [150 000–180 000]	200 000 [180 000–210 000]
People living with HIV (0–14)	11 000 [9600–12 000]	13 000 [11 000–14 000]	12 000 [9400–14 000]
People living with HIV (women, 15+)	86 000 [78 000–93 000]	93 000 [84 000–100 000]	110 000 [100 000–120 000]
People living with HIV (men, 15+)	59 000 [51 000–64 000]	61 000 [54 000–67 000]	74 000 [67 000–81 000]

LAWS AND POLICIES

Laws criminalizing the transmission of, non-disclosure of or exposure to HIV transmission	No, but prosecutions exist based on general criminal laws
Criminalization of sex work among consenting adults	Selling and buying sexual services is criminalized
Criminalization of same-sex sexual acts	No penalty specified
Drug use or possession for personal use is an offence	...
Criminalization of transgender people	Neither criminalized nor prosecuted
Laws or policies restricting the entry, stay and residence of people living with HIV	No
Parental consent for adolescents to access HIV testing	Yes, for adolescents younger than 14 years
Spousal consent for married women to access sexual and reproductive health services	No
Mandatory HIV testing for marriage, work or residence permits or for certain groups	No

STIGMA AND DISCRIMINATION

	2007	2013
Percentage of women and men aged 15–49 years who report discriminatory attitudes towards people living with HIV	23.1	13

Percentage of people living with HIV denied health services because of their HIV status in the last 12 months

Percentage of people living with HIV who reported a health-care professional told others about their HIV status without their consent

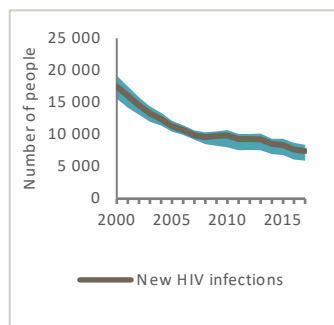
VIOLENCE

Proportion of ever-married or partnered women aged 15–49 years who experienced physical or sexual violence from a male intimate partner in the past 12 months	20.2
--	------

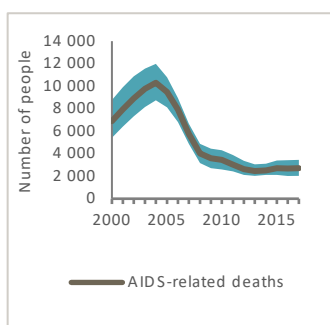
EXPENDITURES

	Financing sources					Total
	Domestic private	Domestic public	International: PEPFAR	International: Global Fund	International: all others	
Last available report: 2014	US\$ 2 601 023	US\$ 111 050 386	US\$ 71 394 683	US\$ 10 495 166	...	US\$ 201 060 024

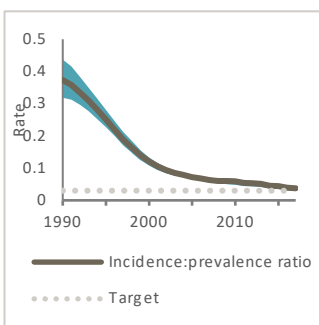
EPIDEMIC TRANSITION METRICS



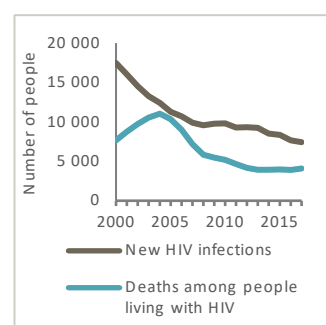
Change in new HIV infections since 2010 = **-24%**



Change in AIDS-related deaths since 2010 = **-21%**



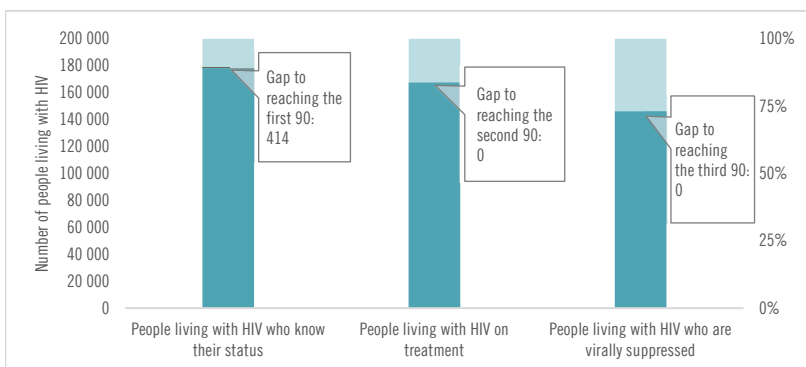
Incidence:prevalence ratio = **0.04**



KEY POPULATIONS

	Sex workers	Gay men and other men who have sex with men	People who inject drugs	Transgender people	Prisoners
Estimated size of population	8 082	6 508
HIV prevalence
Know their HIV status
Antiretroviral therapy coverage
Condom use
Coverage of HIV prevention programmes
Avoidance of health care because of stigma and discrimination

HIV TESTING AND TREATMENT CASCADE



	90% [84- >95%]	84% [79-91%]	74% [69-80%]
All ages	...	76% [60-88%]	58% [45-66%]
Children (0-14)	>95% [92- >95%]	95% [88- >95%]	84% [78-91%]
Women (15+)	78% [71-86%]	70% [64-77%]	60% [55-66%]

Is antiretroviral therapy provided in community settings (such as outside health facilities) for people who are stable on antiretroviral therapy? **Yes**

ELIMINATION OF MOTHER-TO-CHILD TRANSMISSION

	2010	2017
Percentage of pregnant women living with HIV accessing antiretroviral medicines	88% [69- >95%]	>95% [>95- >95%]
Early infant diagnosis	57% [50-72%]	>95% [>95- >95%]

HIV COMORBIDITIES

Estimated number of incident tuberculosis cases among people living with HIV (2016)	4200 [2700-6000]
Proportion of people living with HIV newly enrolled in HIV care with active tuberculosis (2016)	...
Cervical cancer screening of women living with HIV (survey data) (2013)	54%
Proportion of people coinfecting with HIV and hepatitis B virus receiving combined treatment	...
Proportion of people coinfecting with HIV and hepatitis C virus starting hepatitis C treatment	...

HIV PREVENTION

Knowledge of HIV prevention among young people aged 15-24 years

Women	...
Men	...

Condom use at last higher-risk sex (with a non-marital, non-cohabiting partner)

Women	...
Men	...

Women aged 15-49 years who have their demand for family planning satisfied by modern methods (2013) **80.4%**

Men aged 15-49 years who are circumcised **...**

Male circumcisions performed according to national standards (2017) **30 134**

People who received PrEP at least once during the reporting period (2017) **190**

Harm reduction

Use of sterile injecting equipment at last injection	...
Needles and syringes distributed per person who injects	...
Coverage of opioid substitution therapy	...
Naloxone available (2016)	No
Safe injection rooms available (2016)	No

EPIDEMIC ESTIMATES

	2005	2010	2017
New HIV infections			
New HIV infections (all ages)	13 000 [11 000–15 000]	9300 [7700–11 000]	7400 [5700–9100]
New HIV infections (0–14)	2400 [1500–3200]	1700 [890–2200]	860 [<500–1200]
New HIV infections (women, 15+)	6200 [5100–7200]	4600 [3700–5400]	4000 [3100–5000]
New HIV infections (men, 15+)	4100 [3300–5100]	3000 [2400–3700]	2600 [1900–3300]
HIV incidence per 1000 population	1.47 [1.22–1.7]	0.93 [0.78–1.08]	0.61 [0.47–0.76]
AIDS-related deaths			
AIDS-related deaths (all ages)	16 000 [14 000–18 000]	6000 [4100–7500]	3100 [2200–4100]
AIDS-related deaths (0–14)	2200 [1600–2700]	1100 [730–1300]	<500 [<200–500]
AIDS-related deaths (women, 15+)	7700 [6600–8900]	2700 [1800–3500]	1500 [1100–2000]
AIDS-related deaths (men, 15+)	5800 [5000–6800]	2200 [1500–2900]	1200 [910–1600]
People living with HIV			
People living with HIV (all ages)	210 000 [170 000–240 000]	210 000 [180 000–240 000]	220 000 [200 000–250 000]
People living with HIV (0–14)	21 000 [16 000–25 000]	17 000 [12 000–20 000]	11 000 [7000–14 000]
People living with HIV (women, 15+)	110 000 [91 000–130 000]	120 000 [100 000–140 000]	130 000 [120 000–150 000]
People living with HIV (men, 15+)	72 000 [57 000–84 000]	72 000 [60 000–83 000]	80 000 [70 000–91 000]

LAWS AND POLICIES

Laws criminalizing the transmission of, non-disclosure of or exposure to HIV transmission	No, but prosecutions exist based on general criminal laws
Criminalization of sex work among consenting adults	Sex work is not subject to punitive regulations or is not criminalized
Criminalization of same-sex sexual acts	No specific legislation
Drug use or possession for personal use is an offence	Possession of drugs for personal use is specified as a criminal offence
Criminalization of transgender people	Neither criminalized nor prosecuted
Laws or policies restricting the entry, stay and residence of people living with HIV	No
Parental consent for adolescents to access HIV testing	No
Spousal consent for married women to access sexual and reproductive health services	No
Mandatory HIV testing for marriage, work or residence permits or for certain groups	No

STIGMA AND DISCRIMINATION

	2005	2015
Percentage of women and men aged 15–49 years who report discriminatory attitudes towards people living with HIV	27	9.9

Percentage of people living with HIV denied health services because of their HIV status in the last 12 months

Percentage of people living with HIV who reported a health-care professional told others about their HIV status without their consent

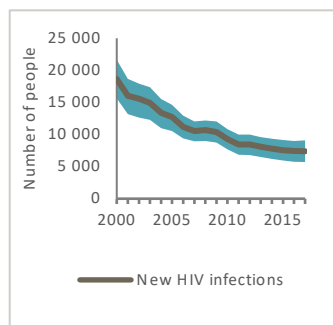
VIOLENCE

	2010	2015
Proportion of ever-married or partnered women aged 15–49 years who experienced physical or sexual violence from a male intimate partner in the past 12 months	44.3	20.7

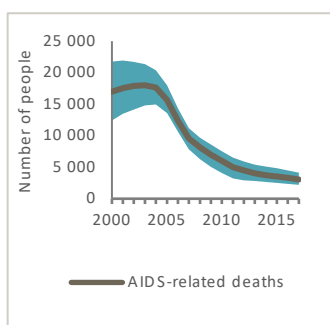
EXPENDITURES

	Financing sources					Total
	Domestic private	Domestic public	International: PEPFAR	International: Global Fund	International: all others	
Last available report: 2015	US\$ 91 159 426	US\$ 72 935 313	US\$ 214 447	US\$ 168 254 234

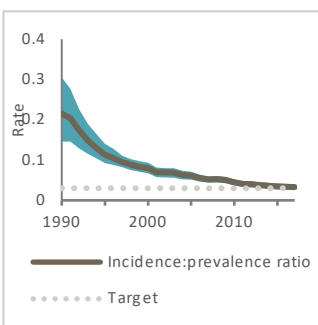
EPIDEMIC TRANSITION METRICS



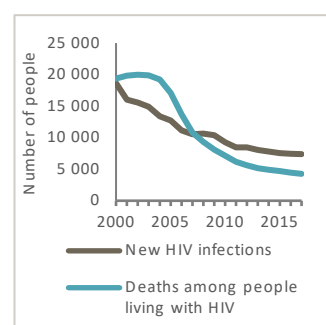
Change in new HIV infections since 2010 = **-20%**



Change in AIDS-related deaths since 2010 = **-49%**



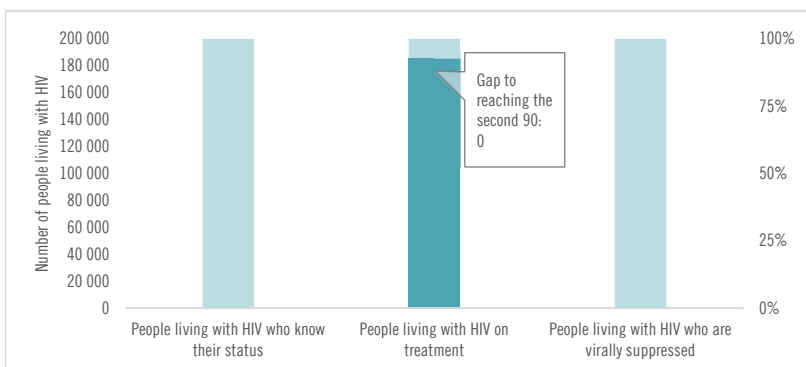
Incidence:prevalence ratio = **0.03**



KEY POPULATIONS

	Sex workers	Gay men and other men who have sex with men	People who inject drugs	Transgender people	Prisoners
Estimated size of population
HIV prevalence	45.8%
Know their HIV status	95.1%	83%
Antiretroviral therapy coverage
Condom use	84.3%	71.4%
Coverage of HIV prevention programmes
Avoidance of health care because of stigma and discrimination

HIV TESTING AND TREATMENT CASCADE



	...	83%	...
All ages	[...-...%]	[72-93%]	[...-...%]
Children (0-14)	[...-...%]	[50- >95%]	[...-...%]
Women (15+)	[...-...%]	[74-95%]	[...-...%]
Men (15+)	[...-...%]	[71-92%]	[...-...%]

Is antiretroviral therapy provided in community settings (such as outside health facilities) for people who are stable on antiretroviral therapy?	No
---	----

ELIMINATION OF MOTHER-TO-CHILD TRANSMISSION

	2010	2017
Percentage of pregnant women living with HIV accessing antiretroviral medicines	70% [53-82%]	92% [72- >95%]
Early infant diagnosis	73% [63- >95%]	85% [74- >95%]

HIV COMORBIDITIES

Estimated number of incident tuberculosis cases among people living with HIV (2016)	1400 [900-2000]
Proportion of people living with HIV newly enrolled in HIV care with active tuberculosis (2016)	...
Cervical cancer screening of women living with HIV	...
Proportion of people coinfectd with HIV and hepatitis B virus receiving combined treatment	...
Proportion of people coinfectd with HIV and hepatitis C virus starting hepatitis C treatment	...

HIV PREVENTION

Knowledge of HIV prevention among young people aged 15-24 years (2015)	
— Women	64.6%
— Men	64.3%
Condom use at last higher-risk sex (with a non-marital, non-cohabiting partner) (2015)	
— Women	47.5%
— Men	65.9%
Women aged 15-49 years who have their demand for family planning satisfied by modern methods (2015)	63.9%
Men aged 15-49 years who are circumcised (2015)	29.6%
Male circumcisions performed according to national standards (2017)	264 973
People who received PrEP at least once during the reporting period (2017)	...

Harm reduction

— Use of sterile injecting equipment at last injection	...
— Needles and syringes distributed per person who injects	...
— Coverage of opioid substitution therapy	...
— Naloxone available (2016)	No
— Safe injection rooms available (2016)	No

EPIDEMIC ESTIMATES

	2005	2010	2017
New HIV infections			
New HIV infections (all ages)	500 000 [470 000–530 000]	390 000 [360 000–420 000]	270 000 [240 000–300 000]
New HIV infections (0–14)	67 000 [52 000–81 000]	26 000 [21 000–38 000]	13 000 [11 000–22 000]
New HIV infections (women, 15+)	250 000 [230 000–270 000]	210 000 [190 000–230 000]	150 000 [130 000–160 000]
New HIV infections (men, 15+)	180 000 [160 000–210 000]	150 000 [140 000–170 000]	110 000 [94 000–130 000]
HIV incidence per 1000 population	11.59 [10.86–12.44]	8.52 [7.85–9.31]	5.46 [4.86–6.21]
AIDS-related deaths			
AIDS-related deaths (all ages)	260 000 [230 000–290 000]	200 000 [180 000–220 000]	110 000 [93 000–140 000]
AIDS-related deaths (0–14)	46 000 [37 000–54 000]	27 000 [18 000–37 000]	8600 [5000–15 000]
AIDS-related deaths (women, 15+)	120 000 [97 000–140 000]	93 000 [82 000–110 000]	50 000 [42 000–69 000]
AIDS-related deaths (men, 15+)	95 000 [81 000–120 000]	78 000 [70 000–88 000]	53 000 [41 000–66 000]
People living with HIV			
People living with HIV (all ages)	4 900 000 [4 400 000–5 400 000]	6 000 000 [5 300 000–6 700 000]	7 200 000 [6 600 000–7 900 000]
People living with HIV (0–14)	280 000 [230 000–330 000]	340 000 [270 000–410 000]	280 000 [220 000–370 000]
People living with HIV (women, 15+)	2 700 000 [2 500 000–3 000 000]	3 400 000 [3 000 000–3 800 000]	4 200 000 [3 900 000–4 600 000]
People living with HIV (men, 15+)	1 900 000 [1 700 000–2 100 000]	2 200 000 [1 900 000–2 500 000]	2 700 000 [2 400 000–3 000 000]

LAWS AND POLICIES

Laws criminalizing the transmission of, non-disclosure of or exposure to HIV transmission	No, but prosecutions exist based on general criminal laws
Criminalization of sex work among consenting adults	Selling and buying sexual services is criminalized
Criminalization of same-sex sexual acts	Laws penalizing same-sex sexual acts have been decriminalized or never existed
Drug use or possession for personal use is an offence	Drug use or consumption is a specific offence in law
Criminalization of transgender people	Neither criminalized nor prosecuted
Laws or policies restricting the entry, stay and residence of people living with HIV	No
Parental consent for adolescents to access HIV testing	No
Spousal consent for married women to access sexual and reproductive health services	No
Mandatory HIV testing for marriage, work or residence permits or for certain groups	No

STIGMA AND DISCRIMINATION

Percentage of women and men aged 15–49 years who report discriminatory attitudes towards people living with HIV

Percentage of people living with HIV denied health services because of their HIV status in the last 12 months **2014**
3.1509596

Percentage of people living with HIV who reported a health-care professional told others about their HIV status without their consent

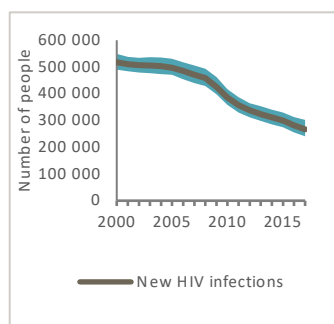
VIOLENCE

Proportion of ever-married or partnered women aged 15–49 years who experienced physical or sexual violence from a male intimate partner in the past 12 months **2012**
5.1

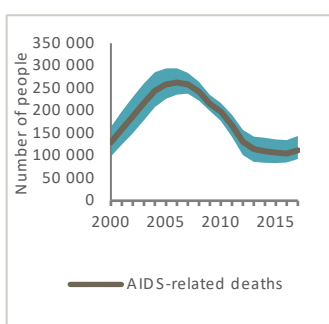
EXPENDITURES

	Financing sources					Total
	Domestic private	Domestic public	International: PEPFAR	International: Global Fund	International: all others	
Last available report: 2017	...	US\$ 1 545 826 721	US\$ 472 582 374	US\$ 44 793 341	...	US\$ 2 073 272 539

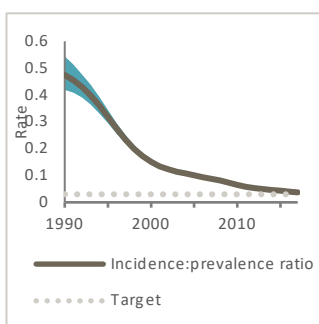
EPIDEMIC TRANSITION METRICS



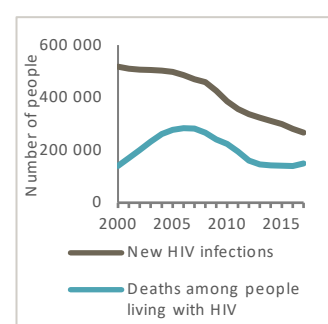
Change in new HIV infections since 2010 = **-31%**



Change in AIDS-related deaths since 2010 = **-43%**



Incidence:prevalence ratio = **0.04**



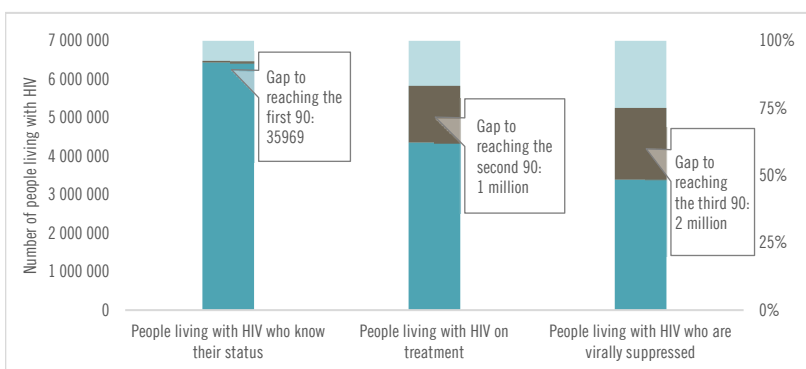
KEY POPULATIONS

	Sex workers	Gay men and other men who have sex with men	People who inject drugs	Transgender people	Prisoners
Estimated size of population	112 386	299 013	17 103	...	161 054
HIV prevalence	57.7%	26.8%	46.4%	...	9.05%
Know their HIV status
Antiretroviral therapy coverage	23.6%	28.1%	93.9%
Condom use	86.1%	80.7%
Coverage of HIV prevention programmes
Avoidance of health care because of stigma and discrimination

HIV COMORBIDITIES

Estimated number of incident tuberculosis cases among people living with HIV (2016)	258 000 [176 000–355 000]
Proportion of people living with HIV newly enrolled in HIV care with active tuberculosis (2016)	...
Cervical cancer screening of women living with HIV	...
Proportion of people coinfecting with HIV and hepatitis B virus receiving combined treatment	...
Proportion of people coinfecting with HIV and hepatitis C virus starting hepatitis C treatment	...

HIV TESTING AND TREATMENT CASCADE



	90%	61%	47%
All ages	[82– >95%]	[56–66%]	[43–52%]
Children (0–14)	78%	58%	45%
	[60– >95%]	[45–77%]	[35–60%]
Women (15+)	92%	66%	51%
	[85– >95%]	[61–72%]	[47–56%]
Men (15+)	86%	53%	41%
	[78– >95%]	[48–58%]	[37–45%]

Is antiretroviral therapy provided in community settings (such as outside health facilities) for people who are stable on antiretroviral therapy? **Yes**

ELIMINATION OF MOTHER-TO-CHILD TRANSMISSION

	2010	2017
Percentage of pregnant women living with HIV accessing antiretroviral medicines	94% [71– >95%]	>95% [82– >95%]
Early infant diagnosis	66% [56–88%]	>95% [85– >95%]

HIV PREVENTION

Knowledge of HIV prevention among young people aged 15–24 years (2016)	
— Women	46.1%
— Men	45.6%
Condom use at last higher-risk sex (with a non-marital, non-cohabiting partner)	
— Women	...
— Men	...
Women aged 15–49 years who have their demand for family planning satisfied by modern methods	...
Men aged 15–49 years who are circumcised	...
Male circumcisions performed according to national standards (2017)	504 622
People who received PrEP at least once during the reporting period (2017)	3189

Harm reduction

— Use of sterile injecting equipment at last injection	...
— Needles and syringes distributed per person who injects	...
— Coverage of opioid substitution therapy	...
— Naloxone available (2016)	Yes
— Safe injection rooms available (2016)	No

EPIDEMIC ESTIMATES

	2005	2010	2017
New HIV infections			
New HIV infections (all ages)	16 000 [12 000–21 000]	15 000 [11 000–21 000]	14 000 [7900–26 000]
New HIV infections (0–14)	2400 [1700–3100]	2600 [1900–3400]	1800 [860–3000]
New HIV infections (women, 15+)	7600 [5700–10 000]	7200 [4900–10 000]	7000 [3800–13 000]
New HIV infections (men, 15+)	5600 [4200–7800]	5300 [3600–7600]	5200 [2700–10 000]
HIV incidence per 1000 population	2.02 [1.59–2.71]	1.58 [1.13–2.16]	1.17 [0.65–2.16]
AIDS-related deaths			
AIDS-related deaths (all ages)	7200 [4500–10 000]	11 000 [8200–14 000]	12 000 [8400–16 000]
AIDS-related deaths (0–14)	1500 [980–1900]	1800 [1400–2300]	1500 [930–2100]
AIDS-related deaths (women, 15+)	3300 [1900–4800]	5300 [3800–7000]	5600 [4300–7800]
AIDS-related deaths (men, 15+)	2500 [1500–3700]	3900 [2800–5400]	4500 [3300–6100]
People living with HIV			
People living with HIV (all ages)	130 000 [91 000–170 000]	160 000 [130 000–200 000]	180 000 [130 000–250 000]
People living with HIV (0–14)	8100 [5300–11 000]	12 000 [8900–16 000]	13 000 [9900–17 000]
People living with HIV (women, 15+)	70 000 [50 000–89 000]	87 000 [70 000–110 000]	98 000 [70 000–130 000]
People living with HIV (men, 15+)	50 000 [36 000–66 000]	62 000 [49 000–76 000]	69 000 [47 000–98 000]

LAWS AND POLICIES

Laws criminalizing the transmission of, non-disclosure of or exposure to HIV transmission	No
Criminalization of sex work among consenting adults	Selling and buying sexual services is criminalized
Criminalization of same-sex sexual acts	...
Drug use or possession for personal use is an offence	Possession of drugs for personal use is specified as a criminal offence
Criminalization of transgender people	Neither criminalized nor prosecuted
Laws or policies restricting the entry, stay and residence of people living with HIV	No
Parental consent for adolescents to access HIV testing	Yes, for adolescents younger than 16 years
Spousal consent for married women to access sexual and reproductive health services	No
Mandatory HIV testing for marriage, work or residence permits or for certain groups	No

STIGMA AND DISCRIMINATION

Percentage of women and men aged 15–49 years who report discriminatory attitudes towards people living with HIV

Percentage of people living with HIV denied health services because of their HIV status in the last 12 months

Percentage of people living with HIV who reported a health-care professional told others about their HIV status without their consent

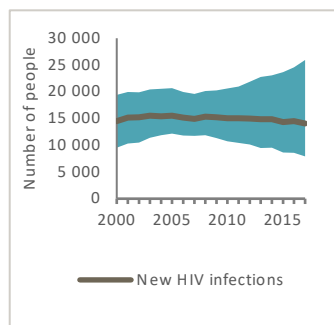
VIOLENCE

Proportion of ever-married or partnered women aged 15–49 years who experienced physical or sexual violence from a male intimate partner in the past 12 months

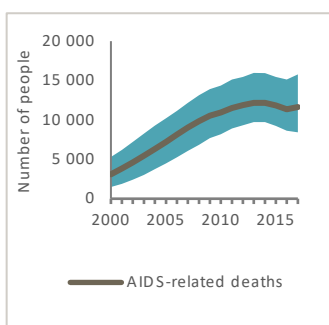
EXPENDITURES

	Financing sources					Total
	Domestic private	Domestic public	International: PEPFAR	International: Global Fund	International: all others	
Last available report: 2012	...	US\$ 2 302 076	US\$ 12 287 166	US\$ 3 746 098	US\$ 971 217 803	US\$ 24 154 614

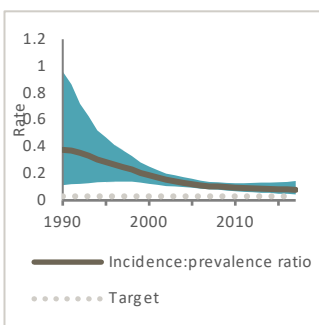
EPIDEMIC TRANSITION METRICS



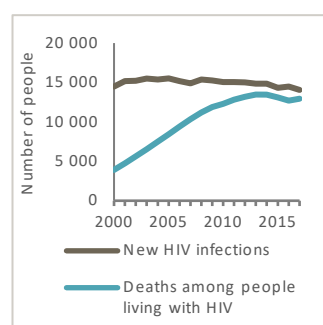
Change in new HIV infections since 2010 = **-6%**



Change in AIDS-related deaths since 2010 = **6%**



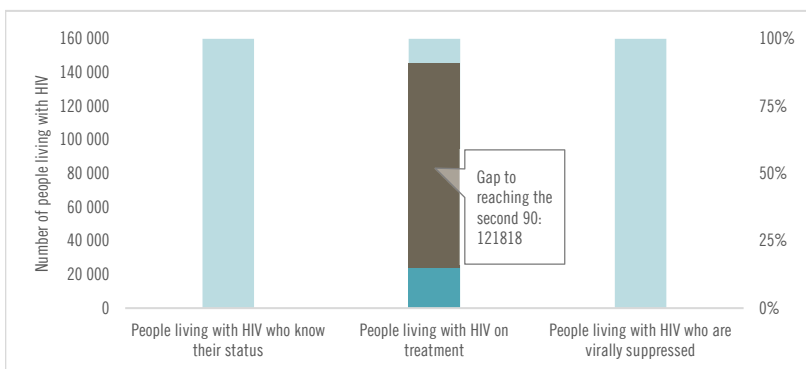
Incidence:prevalence ratio = **0.08**



KEY POPULATIONS

	Sex workers	Gay men and other men who have sex with men	People who inject drugs	Transgender people	Prisoners
Estimated size of population
HIV prevalence
Know their HIV status
Antiretroviral therapy coverage	75.3%
Condom use
Coverage of HIV prevention programmes
Avoidance of health care because of stigma and discrimination

HIV TESTING AND TREATMENT CASCADE



	...	13%	...
All ages	[...-...%]	[10-18%]	[...-...%]
Children (0-14)	[...-...%]	[7-12%]	[...-...%]
Women (15+)	[...-...%]	[11-21%]	[...-...%]
Men (15+)	[...-...%]	[8-16%]	[...-...%]

Is antiretroviral therapy provided in community settings (such as outside health facilities) for people who are stable on antiretroviral therapy? **Yes**

ELIMINATION OF MOTHER-TO-CHILD TRANSMISSION

	2010	2017
Percentage of pregnant women living with HIV accessing antiretroviral medicines	8% [6-10%]	60% [40-86%]
Early infant diagnosis	...% [...-...%]	10% [7-15%]

HIV COMORBIDITIES

Estimated number of incident tuberculosis cases among people living with HIV (2016)	2200 [1400-3100]
Proportion of people living with HIV newly enrolled in HIV care with active tuberculosis (2016)	3.4%
Cervical cancer screening of women living with HIV	...
Proportion of people coinfecting with HIV and hepatitis B virus receiving combined treatment	...
Proportion of people coinfecting with HIV and hepatitis C virus starting hepatitis C treatment	...

HIV PREVENTION

Knowledge of HIV prevention among young people aged 15-24 years	...
— Women	...
— Men	...
Condom use at last higher-risk sex (with a non-marital, non-cohabiting partner)	...
— Women	...
— Men	...
Women aged 15-49 years who have their demand for family planning satisfied by modern methods	...
Men aged 15-49 years who are circumcised	...
Male circumcisions performed according to national standards	...
People who received PrEP at least once during the reporting period (2017)	...
Harm reduction	...
— Use of sterile injecting equipment at last injection	...
— Needles and syringes distributed per person who injects	...
— Coverage of opioid substitution therapy	...
— Naloxone available (2016)	No
— Safe injection rooms available (2016)	No

EPIDEMIC ESTIMATES

	2005	2010	2017
New HIV infections			
New HIV infections (all ages)	97 000 [87 000–110 000]	100 000 [92 000–120 000]	50 000 [42 000–59 000]
New HIV infections (0–14)	18 000 [15 000–21 000]	18 000 [14 000–21 000]	7 600 [6 400–8 600]
New HIV infections (women, 15+)	45 000 [40 000–52 000]	49 000 [43 000–58 000]	24 000 [20 000–30 000]
New HIV infections (men, 15+)	33 000 [30 000–41 000]	36 000 [32 000–46 000]	18 000 [15 000–24 000]
HIV incidence per 1000 population	3.97 [3.55–4.51]	3.54 [3.13–4.09]	1.37 [1.15–1.64]
AIDS-related deaths			
AIDS-related deaths (all ages)	58 000 [51 000–67 000]	47 000 [40 000–57 000]	26 000 [20 000–34 000]
AIDS-related deaths (0–14)	13 000 [11 000–14 000]	11 000 [8 400–12 000]	3 800 [3 100–4 700]
AIDS-related deaths (women, 15+)	27 000 [23 000–32 000]	22 000 [18 000–27 000]	8 300 [5 300–13 000]
AIDS-related deaths (men, 15+)	18 000 [15 000–22 000]	15 000 [12 000–20 000]	14 000 [11 000–18 000]
People living with HIV			
People living with HIV (all ages)	900 000 [850 000–970 000]	1 100 000 [1 100 000–1 200 000]	1 300 000 [1 300 000–1 400 000]
People living with HIV (0–14)	100 000 [87 000–120 000]	100 000 [91 000–120 000]	95 000 [84 000–100 000]
People living with HIV (women, 15+)	480 000 [450 000–520 000]	600 000 [570 000–640 000]	750 000 [710 000–810 000]
People living with HIV (men, 15+)	320 000 [300 000–360 000]	420 000 [400 000–460 000]	490 000 [460 000–540 000]

LAWS AND POLICIES

Laws criminalizing the transmission of, non-disclosure of or exposure to HIV transmission	Yes
Criminalization of sex work among consenting adults	Selling and buying sexual services is criminalized
Criminalization of same-sex sexual acts	Yes, imprisonment (up to 14 years)
Drug use or possession for personal use is an offence	Drug use or consumption is a specific offence in law
Criminalization of transgender people	Criminalized
Laws or policies restricting the entry, stay and residence of people living with HIV	No
Parental consent for adolescents to access HIV testing	Yes, for adolescents younger than 14 years
Spousal consent for married women to access sexual and reproductive health services	No
Mandatory HIV testing for marriage, work or residence permits or for certain groups	No

STIGMA AND DISCRIMINATION

	2006	2016
Percentage of women and men aged 15–49 years who report discriminatory attitudes towards people living with HIV	37	24.6
Percentage of people living with HIV denied health services because of their HIV status in the last 12 months		2013 4.2
Percentage of people living with HIV who reported a health-care professional told others about their HIV status without their consent		2013 7

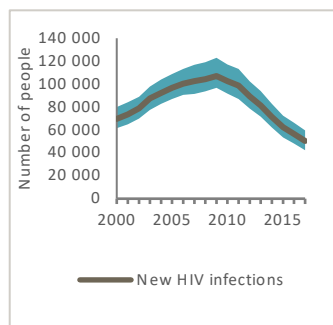
VIOLENCE

	2011	2016
Proportion of ever-married or partnered women aged 15–49 years who experienced physical or sexual violence from a male intimate partner in the past 12 months	33.3	29.9

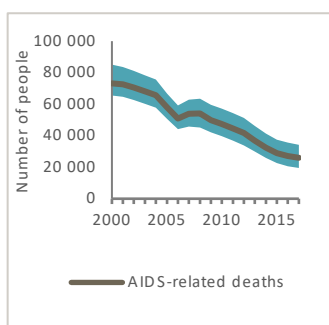
EXPENDITURES

	Financing sources					Total
	Domestic private	Domestic public	International: PEPFAR	International: Global Fund	International: all others	
Last available report: 2008	...	US\$ 38 693 159	...	US\$ 2 295 076	US\$ 8 691 470	US\$ 296 649 946

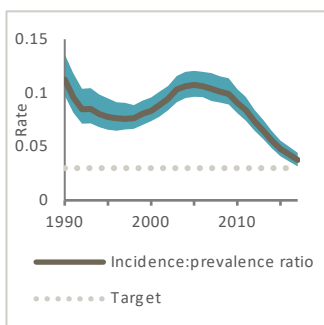
EPIDEMIC TRANSITION METRICS



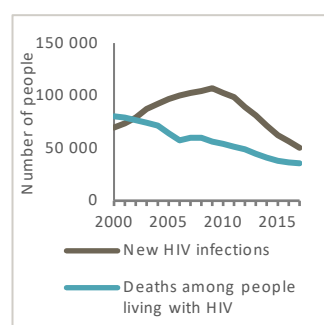
Change in new HIV infections since 2010 = **-51%**



Change in AIDS-related deaths since 2010 = **-45%**



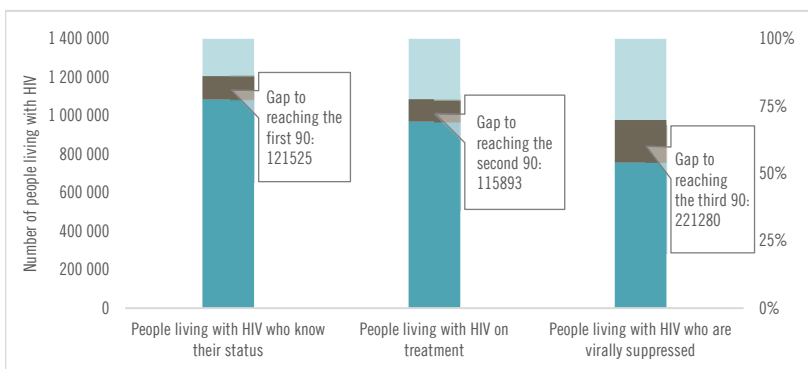
Incidence:prevalence ratio = **0.04**



KEY POPULATIONS

	Sex workers	Gay men and other men who have sex with men	People who inject drugs	Transgender people	Prisoners
Estimated size of population	151 000
HIV prevalence	26.7%	...	15%
Know their HIV status
Antiretroviral therapy coverage
Condom use	69.4%	...	4%
Coverage of HIV prevention programmes	8%
Avoidance of health care because of stigma and discrimination	64%

HIV TESTING AND TREATMENT CASCADE



	81% [76–86%]	72% [68–77%]	56% [53–60%]
All ages	...	68% [60–75%]	44% [39–49%]
Children (0–14)	92% [87–>95%]	79% [75–85%]	64% [61–69%]
Women (15+)	67% [62–72%]	62% [58–68%]	47% [44–51%]

Is antiretroviral therapy provided in community settings (such as outside health facilities) for people who are stable on antiretroviral therapy? **Yes**

ELIMINATION OF MOTHER-TO-CHILD TRANSMISSION

	2010	2017
Percentage of pregnant women living with HIV accessing antiretroviral medicines	37% [31–43%]	>95% [90–>95%]
Early infant diagnosis	13% [11–16%]	48% [42–59%]

HIV COMORBIDITIES

Estimated number of incident tuberculosis cases among people living with HIV (2016)	35 000 [20 000–54 000]
Proportion of people living with HIV newly enrolled in HIV care with active tuberculosis (2016)	7.5%
Cervical cancer screening of women living with HIV	...
Proportion of people coinfecting with HIV and hepatitis B virus receiving combined treatment	...
Proportion of people coinfecting with HIV and hepatitis C virus starting hepatitis C treatment	...

HIV PREVENTION

Knowledge of HIV prevention among young people aged 15–24 years (2016)	
— Women	45.7%
— Men	44.8%
Condom use at last higher-risk sex (with a non-marital, non-cohabiting partner)	
— Women	...
— Men	...
Women aged 15–49 years who have their demand for family planning satisfied by modern methods (2016)	53.8%
Men aged 15–49 years who are circumcised	...
Male circumcisions performed according to national standards (2017)	847 633
People who received PrEP at least once during the reporting period (2017)	1969

Harm reduction

— Use of sterile injecting equipment at last injection	...
— Needles and syringes distributed per person who injects	...
— Coverage of opioid substitution therapy	...
— Naloxone available (2016)	No
— Safe injection rooms available (2016)	No

EPIDEMIC ESTIMATES

	2005	2010	2017
New HIV infections			
New HIV infections (all ages)	95 000 [87 000–100 000]	84 000 [77 000–91 000]	65 000 [58 000–74 000]
New HIV infections (0–14)	23 000 [18 000–28 000]	16 000 [13 000–23 000]	11 000 [7200–15 000]
New HIV infections (women, 15+)	40 000 [36 000–43 000]	38 000 [35 000–42 000]	30 000 [27 000–35 000]
New HIV infections (men, 15+)	32 000 [29 000–37 000]	30 000 [27 000–34 000]	24 000 [21 000–28 000]
HIV incidence per 1000 population	2.88 [2.64–3.17]	2.18 [2–2.37]	1.36 [1.21–1.55]
AIDS-related deaths			
AIDS-related deaths (all ages)	110 000 [100 000–120 000]	70 000 [62 000–77 000]	32 000 [26 000–40 000]
AIDS-related deaths (0–14)	18 000 [14 000–21 000]	13 000 [10 000–17 000]	6000 [3200–8900]
AIDS-related deaths (women, 15+)	50 000 [44 000–54 000]	30 000 [27 000–34 000]	9300 [7100–13 000]
AIDS-related deaths (men, 15+)	44 000 [39 000–48 000]	26 000 [23 000–30 000]	16 000 [14 000–20 000]
People living with HIV			
People living with HIV (all ages)	1 300 000 [1 200 000–1 500 000]	1 300 000 [1 100 000–1 500 000]	1 500 000 [1 300 000–1 600 000]
People living with HIV (0–14)	140 000 [120 000–160 000]	140 000 [110 000–160 000]	120 000 [94 000–140 000]
People living with HIV (women, 15+)	660 000 [570 000–730 000]	670 000 [580 000–750 000]	810 000 [720 000–880 000]
People living with HIV (men, 15+)	520 000 [430 000–580 000]	500 000 [430 000–560 000]	540 000 [470 000–590 000]

LAWS AND POLICIES

Laws criminalizing the transmission of, non-disclosure of or exposure to HIV transmission	Yes
Criminalization of sex work among consenting adults	Selling sexual services is criminalized
Criminalization of same-sex sexual acts	Yes, imprisonment (up to 14 years)
Drug use or possession for personal use is an offence	Drug use or consumption is a specific offence in law
Criminalization of transgender people	Criminalized
Laws or policies restricting the entry, stay and residence of people living with HIV	No
Parental consent for adolescents to access HIV testing	Yes, for adolescents younger than 18 years
Spousal consent for married women to access sexual and reproductive health services	No
Mandatory HIV testing for marriage, work or residence permits or for certain groups	Yes

STIGMA AND DISCRIMINATION

Percentage of women and men aged 15–49 years who report discriminatory attitudes towards people living with HIV	2005	53.2
Percentage of people living with HIV denied health services because of their HIV status in the last 12 months	2013	8.7
Percentage of people living with HIV who reported a health-care professional told others about their HIV status without their consent		

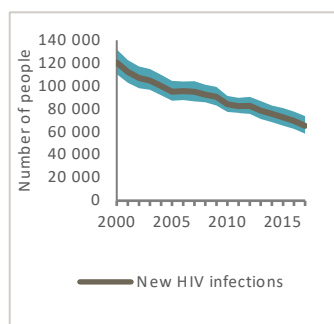
VIOLENCE

Proportion of ever-married or partnered women aged 15–49 years who experienced physical or sexual violence from a male intimate partner in the past 12 months	2010	2016
	35.3	29.6

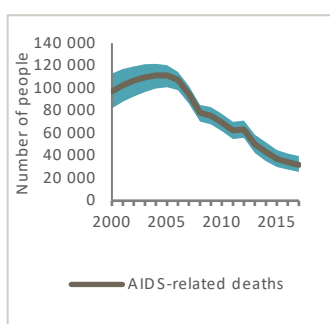
EXPENDITURES

	Financing sources					
	Domestic private	Domestic public	International: PEPFAR	International: Global Fund	International: all others	Total
Last available report: 2005	US\$ 12 417 597	US\$ 108 120 344	...	US\$ 37 752 100	US\$ 89 142 047	US\$ 266 371 077

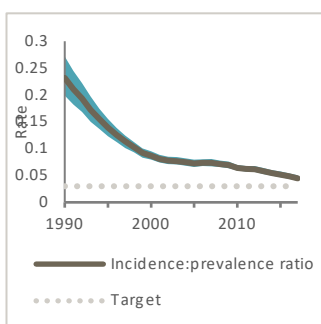
EPIDEMIC TRANSITION METRICS



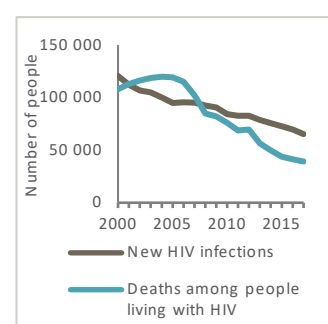
Change in new HIV infections since 2010 = **-22%**



Change in AIDS-related deaths since 2010 = **-54%**



Incidence:prevalence ratio = **0.04**



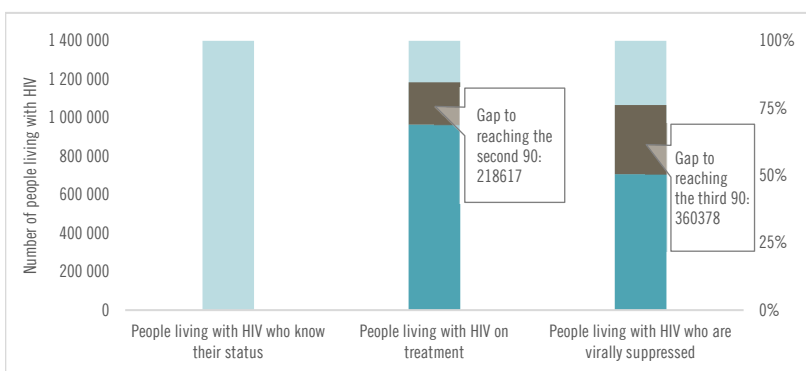
KEY POPULATIONS

	Sex workers	Gay men and other men who have sex with men	People who inject drugs	Transgender people	Prisoners
Estimated size of population	155 450	49 700	30 000
HIV prevalence	28%	17.6%	15.5%
Know their HIV status
Antiretroviral therapy coverage
Condom use	70%	13.9%	29.4%
Coverage of HIV prevention programmes
Avoidance of health care because of stigma and discrimination

HIV COMORBIDITIES

Estimated number of incident tuberculosis cases among people living with HIV (2016)	54 000 [35 000–78 000]
Proportion of people living with HIV newly enrolled in HIV care with active tuberculosis (2016)	...
Cervical cancer screening of women living with HIV	...
Proportion of people coinfecting with HIV and hepatitis B virus receiving combined treatment	...
Proportion of people coinfecting with HIV and hepatitis C virus starting hepatitis C treatment	...

HIV TESTING AND TREATMENT CASCADE



All ages	...% [...-...%]	66% [58–73%]	48% [43–53%]
Children (0–14)	...% [...-...%]	46% [36–55%]	18% [14–22%]
Women (15+)	...% [...-...%]	78% [69–85%]	57% [51–63%]
Men (15+)	...% [...-...%]	52% [46–58%]	41% [36–46%]

Is antiretroviral therapy provided in community settings (such as outside health facilities) for people who are stable on antiretroviral therapy?	No
---	----

ELIMINATION OF MOTHER-TO-CHILD TRANSMISSION

	2010	2017
Percentage of pregnant women living with HIV accessing antiretroviral medicines	63% [50–76%]	85% [68–>95%]
Early infant diagnosis	24% [20–30%]	36% [31–45%]

HIV PREVENTION

Knowledge of HIV prevention among young people aged 15–24 years	...
— Women	...
— Men	...
Condom use at last higher-risk sex (with a non-marital, non-cohabiting partner) (2017)	...
— Women	30.3%
— Men	46.5%
Women aged 15–49 years who have their demand for family planning satisfied by modern methods (2016)	55.1%
Men aged 15–49 years who are circumcised (2016)	80.3%
Male circumcisions performed according to national standards (2017)	730 435
People who received PrEP at least once during the reporting period (2017)	...
Harm reduction	...
— Use of sterile injecting equipment at last injection	...
— Needles and syringes distributed per person who injects (2017)	14.9
— Coverage of opioid substitution therapy (2017)	3.8%
— Naloxone available (2016)	No
— Safe injection rooms available (2016)	No

EPIDEMIC ESTIMATES

	2005	2010	2017
New HIV infections			
New HIV infections (all ages)	64 000 [54 000–77 000]	63 000 [53 000–77 000]	48 000 [41 000–58 000]
New HIV infections (0–14)	14 000 [10 000–18 000]	9 300 [6 800–12 000]	7 300 [5 400–9 300]
New HIV infections (women, 15+)	28 000 [23 000–35 000]	31 000 [25 000–38 000]	23 000 [19 000–29 000]
New HIV infections (men, 15+)	21 000 [17 000–27 000]	23 000 [19 000–29 000]	17 000 [14 000–22 000]
HIV incidence per 1000 population	6.11 [5.04–7.57]	5.35 [4.37–6.57]	3.6 [2.77–4.16]
AIDS-related deaths			
AIDS-related deaths (all ages)	61 000 [47 000–80 000]	25 000 [19 000–33 000]	16 000 [12 000–21 000]
AIDS-related deaths (0–14)	11 000 [8 100–15 000]	5 700 [4 100–7 400]	3 400 [2 400–4 400]
AIDS-related deaths (women, 15+)	28 000 [20 000–39 000]	10 000 [7 300–14 000]	6 600 [4 800–9 100]
AIDS-related deaths (men, 15+)	22 000 [16 000–30 000]	9 200 [6 700–13 000]	6 300 [4 600–8 600]
People living with HIV			
People living with HIV (all ages)	870 000 [810 000–940 000]	940 000 [880 000–1 000 000]	1 100 000 [1 100 000–1 200 000]
People living with HIV (0–14)	90 000 [78 000–100 000]	81 000 [70 000–93 000]	72 000 [62 000–82 000]
People living with HIV (women, 15+)	460 000 [430 000–500 000]	510 000 [480 000–550 000]	630 000 [590 000–690 000]
People living with HIV (men, 15+)	320 000 [290 000–350 000]	350 000 [320 000–380 000]	430 000 [400 000–470 000]

LAWS AND POLICIES

Laws criminalizing the transmission of, non-disclosure of or exposure to HIV transmission	No, but prosecutions exist based on general criminal laws
Criminalization of sex work among consenting adults	Partial criminalization of sex work
Criminalization of same-sex sexual acts	Yes, imprisonment (up to 14 years)
Drug use or possession for personal use is an offence	Possession of drugs for personal use is specified as a criminal offence
Criminalization of transgender people	...
Laws or policies restricting the entry, stay and residence of people living with HIV	No
Parental consent for adolescents to access HIV testing	Yes, for adolescents younger than 16 years
Spousal consent for married women to access sexual and reproductive health services	No
Mandatory HIV testing for marriage, work or residence permits or for certain groups	No

STIGMA AND DISCRIMINATION

	2007	2014
Percentage of women and men aged 15–49 years who report discriminatory attitudes towards people living with HIV	30	18

Percentage of people living with HIV denied health services because of their HIV status in the last 12 months

Percentage of people living with HIV who reported a health-care professional told others about their HIV status without their consent

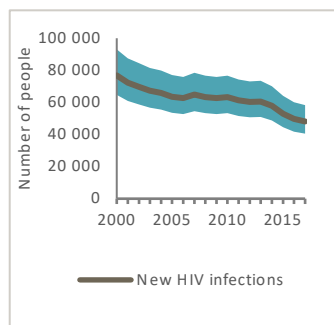
VIOLENCE

	2007	2014
Proportion of ever-married or partnered women aged 15–49 years who experienced physical or sexual violence from a male intimate partner in the past 12 months	42	26.7

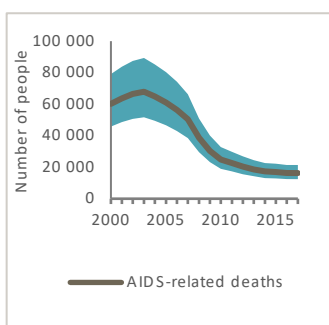
EXPENDITURES

	Financing sources					Total
	Domestic private	Domestic public	International: PEPFAR	International: Global Fund	International: all others	
Last available report: 2012	US\$ 3 083 180	US\$ 15 829 478	US\$ 236 475 097	US\$ 13 028 594	US\$ 35 909 189	US\$ 282 218 626

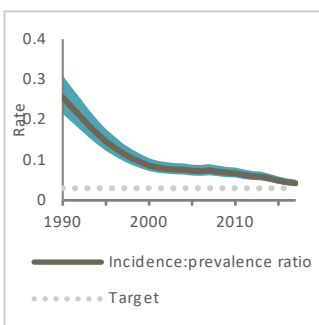
EPIDEMIC TRANSITION METRICS



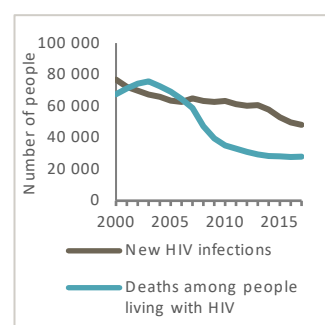
Change in new HIV infections since 2010 = **-24%**



Change in AIDS-related deaths since 2010 = **-35%**



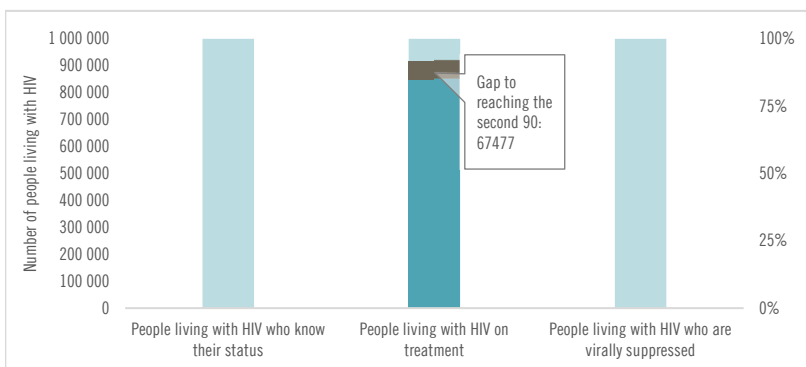
Incidence:prevalence ratio = **0.04**



KEY POPULATIONS

	Sex workers	Gay men and other men who have sex with men	People who inject drugs	Transgender people	Prisoners
Estimated size of population	18 000	6 534	2 281	20 000	21 503
HIV prevalence	48.8%
Know their HIV status
Antiretroviral therapy coverage
Condom use	78.5%
Coverage of HIV prevention programmes
Avoidance of health care because of stigma and discrimination

HIV TESTING AND TREATMENT CASCADE



	...%	75%	...%
All ages	[...-...%]	[70-81%]	[...-...%]
Children (0-14)	[...-...%]	[55-73%]	[...-...%]
Women (15+)	[...-...%]	[75-87%]	[...-...%]
Men (15+)	70%	70%	[...-...%]

Is antiretroviral therapy provided in community settings (such as outside health facilities) for people who are stable on antiretroviral therapy?	Yes
---	-----

ELIMINATION OF MOTHER-TO-CHILD TRANSMISSION

	2010	2017
Percentage of pregnant women living with HIV accessing antiretroviral medicines	85% [71-94%]	92% [78->95%]
Early infant diagnosis	27% [24-32%]	46% [41-54%]

HIV COMORBIDITIES

Estimated number of incident tuberculosis cases among people living with HIV (2016)	36 000 [23 000-52 000]
Proportion of people living with HIV newly enrolled in HIV care with active tuberculosis (2016)	82.7%
Women who tested positive for HIV among those screened for cervical cancer (programme data) (2016)	26%
Proportion of people coinfectd with HIV and hepatitis B virus receiving combined treatment	...
Proportion of people coinfectd with HIV and hepatitis C virus starting hepatitis C treatment	...

HIV PREVENTION

Knowledge of HIV prevention among young people aged 15-24 years (2014)	
— Women	41.5%
— Men	46.7%
Condom use at last higher-risk sex (with a non-marital, non-cohabiting partner) (2014)	
— Women	41.2%
— Men	55.5%
Women aged 15-49 years who have their demand for family planning satisfied by modern methods (2014)	62.6%
Men aged 15-49 years who are circumcised (2014)	21.9%
Male circumcisions performed according to national standards (2017)	483 816
People who received PrEP at least once during the reporting period (2017)	...
Harm reduction	
— Use of sterile injecting equipment at last injection	...
— Needles and syringes distributed per person who injects	...
— Coverage of opioid substitution therapy	...
— Naloxone available (2016)	No
— Safe injection rooms available (2016)	No

EPIDEMIC ESTIMATES

	2005	2010	2017
New HIV infections			
New HIV infections (all ages)	75 000 [53 000–95 000]	74 000 [52 000–93 000]	41 000 [29 000–52 000]
New HIV infections (0–14)	17 000 [9400–25 000]	12 000 [6800–18 000]	4300 [2400–6300]
New HIV infections (women, 15+)	32 000 [23 000–41 000]	34 000 [24 000–43 000]	20 000 [14 000–26 000]
New HIV infections (men, 15+)	27 000 [19 000–34 000]	28 000 [20 000–36 000]	17 000 [12 000–21 000]
HIV incidence per 1000 population	7.5 [5.32–9.66]	6.7 [4.75–8.63]	3.08 [2.18–3.96]
AIDS-related deaths			
AIDS-related deaths (all ages)	120 000 [88 000–160 000]	60 000 [44 000–78 000]	22 000 [16 000–29 000]
AIDS-related deaths (0–14)	15 000 [8700–23 000]	7800 [4600–12 000]	2400 [1400–3800]
AIDS-related deaths (women, 15+)	57 000 [42 000–75 000]	28 000 [21 000–37 000]	9500 [7100–12 000]
AIDS-related deaths (men, 15+)	48 000 [35 000–63 000]	24 000 [17 000–31 000]	10 000 [7600–14 000]
People living with HIV			
People living with HIV (all ages)	1 400 000 [1 200 000–1 500 000]	1 200 000 [1 100 000–1 400 000]	1 300 000 [1 200 000–1 500 000]
People living with HIV (0–14)	130 000 [98 000–160 000]	110 000 [84 000–140 000]	77 000 [58 000–93 000]
People living with HIV (women, 15+)	700 000 [610 000–780 000]	640 000 [560 000–720 000]	740 000 [650 000–830 000]
People living with HIV (men, 15+)	530 000 [460 000–600 000]	460 000 [400 000–520 000]	510 000 [440 000–580 000]

LAWS AND POLICIES

Laws criminalizing the transmission of, non-disclosure of or exposure to HIV transmission	Yes
Criminalization of sex work among consenting adults	Selling and buying sexual services is criminalized
Criminalization of same-sex sexual acts	Yes, imprisonment (up to 14 years)
Drug use or possession for personal use is an offence	Drug use or consumption is a specific offence in law
Criminalization of transgender people	Both criminalized and prosecuted
Laws or policies restricting the entry, stay and residence of people living with HIV	No
Parental consent for adolescents to access HIV testing	Yes, for adolescents younger than 16 years
Spousal consent for married women to access sexual and reproductive health services	No
Mandatory HIV testing for marriage, work or residence permits or for certain groups	Yes

STIGMA AND DISCRIMINATION

	2006	2015
Percentage of women and men aged 15–49 years who report discriminatory attitudes towards people living with HIV	37.9	17.8
Percentage of people living with HIV denied health services because of their HIV status in the last 12 months		2014 6.3
Percentage of people living with HIV who reported a health-care professional told others about their HIV status without their consent		2014 4.3

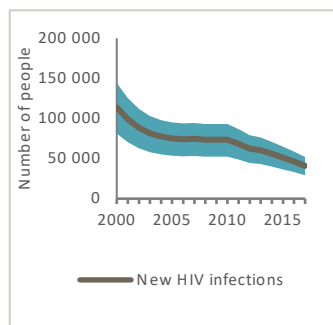
VIOLENCE

	2011	2015
Proportion of ever-married or partnered women aged 15–49 years who experienced physical or sexual violence from a male intimate partner in the past 12 months	27.2	19.8

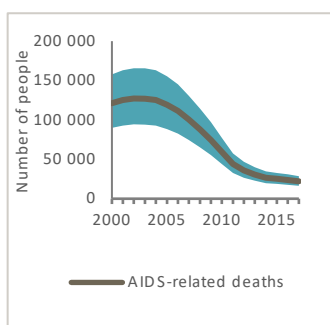
EXPENDITURES

	Financing sources					Total
	Domestic private	Domestic public	International: PEPFAR	International: Global Fund	International: all others	
Last available report: 2013	...	US\$ 34 347 820	US\$ 17 888 900	US\$ 73 112 570	US\$ 900 000	US\$ 253 479 644

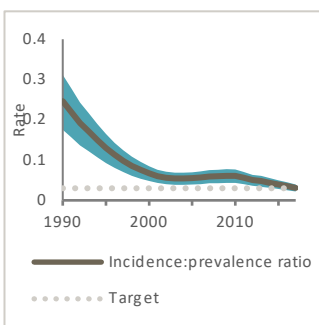
EPIDEMIC TRANSITION METRICS



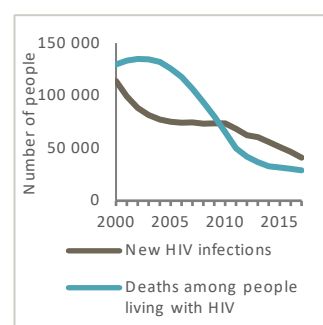
Change in new HIV infections since 2010 = **-44%**



Change in AIDS-related deaths since 2010 = **-63%**



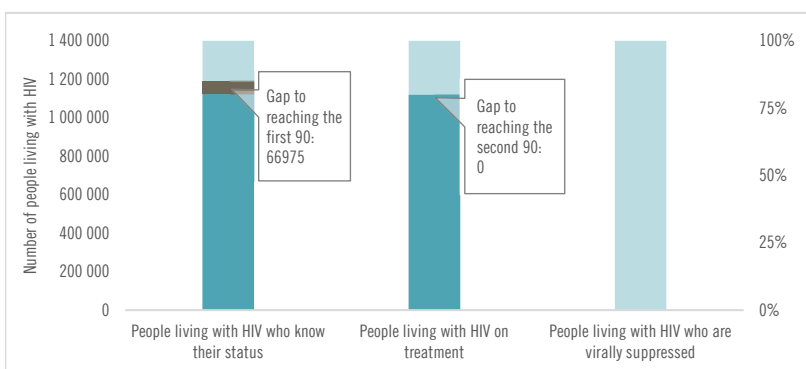
Incidence:prevalence ratio = **0.03**



KEY POPULATIONS

	Sex workers	Gay men and other men who have sex with men	People who inject drugs	Transgender people	Prisoners
Estimated size of population	45 000	19 873
HIV prevalence	56.2%	31%	28%
Know their HIV status	90.6%	14.1%
Antiretroviral therapy coverage	68.6%	82.8%
Condom use	96.1%
Coverage of HIV prevention programmes	39.1%	71.1%	...	39.1%	...
Avoidance of health care because of stigma and discrimination	5.9%

HIV TESTING AND TREATMENT CASCADE



All ages	85% [74–>95%]	84% [74–>95%]	...% [...–...%]
Children (0–14)	...% [...–...%]	89% [67–>95%]	...% [...–...%]
Women (15+)	...% [...–...%]	90% [79–>95%]	...% [...–...%]
Men (15+)	81% [70–92%]	76% [66–86%]	...% [...–...%]

Is antiretroviral therapy provided in community settings (such as outside health facilities) for people who are stable on antiretroviral therapy? **Yes**

ELIMINATION OF MOTHER-TO-CHILD TRANSMISSION

	2010	2017
Percentage of pregnant women living with HIV accessing antiretroviral medicines	39% [31–44%]	>95% [77–>95%]
Early infant diagnosis	12% [10–15%]	65% [57–81%]

HIV COMORBIDITIES

Estimated number of incident tuberculosis cases among people living with HIV (2016)	23 000 [15 000–32 000]
Proportion of people living with HIV newly enrolled in HIV care with active tuberculosis (2016)	5.4%
Cervical cancer screening of women living with HIV (survey data) (2015)	26%
Proportion of people coinfecting with HIV and hepatitis B virus receiving combined treatment	...
Proportion of people coinfecting with HIV and hepatitis C virus starting hepatitis C treatment	...

HIV PREVENTION

Knowledge of HIV prevention among young people aged 15–24 years (2015)	
— Women	46.3%
— Men	46.6%
Condom use at last higher-risk sex (with a non-marital, non-cohabiting partner) (2015)	
— Women	66.7%
— Men	85.4%
Women aged 15–49 years who have their demand for family planning satisfied by modern methods (2015)	84.8%
Men aged 15–49 years who are circumcised (2015)	14.3%
Male circumcisions performed according to national standards (2017)	301 366
People who received PrEP at least once during the reporting period (2017)	2714

Harm reduction

— Use of sterile injecting equipment at last injection	...
— Needles and syringes distributed per person who injects	...
— Coverage of opioid substitution therapy	...
— Naloxone available (2016)	No
— Safe injection rooms available (2016)	No

Western and central Africa

AT A GLANCE

1

HIV responses in western and central Africa continue to lag behind the rest of sub-Saharan Africa.

2

The region accounts for 21% of the world's new HIV infections and 30% of global deaths from AIDS-related illness.

3

A regional catch-up plan has been implemented in the region since 2016, but it has not yet translated into a significant change in the rate of programme scale-up.

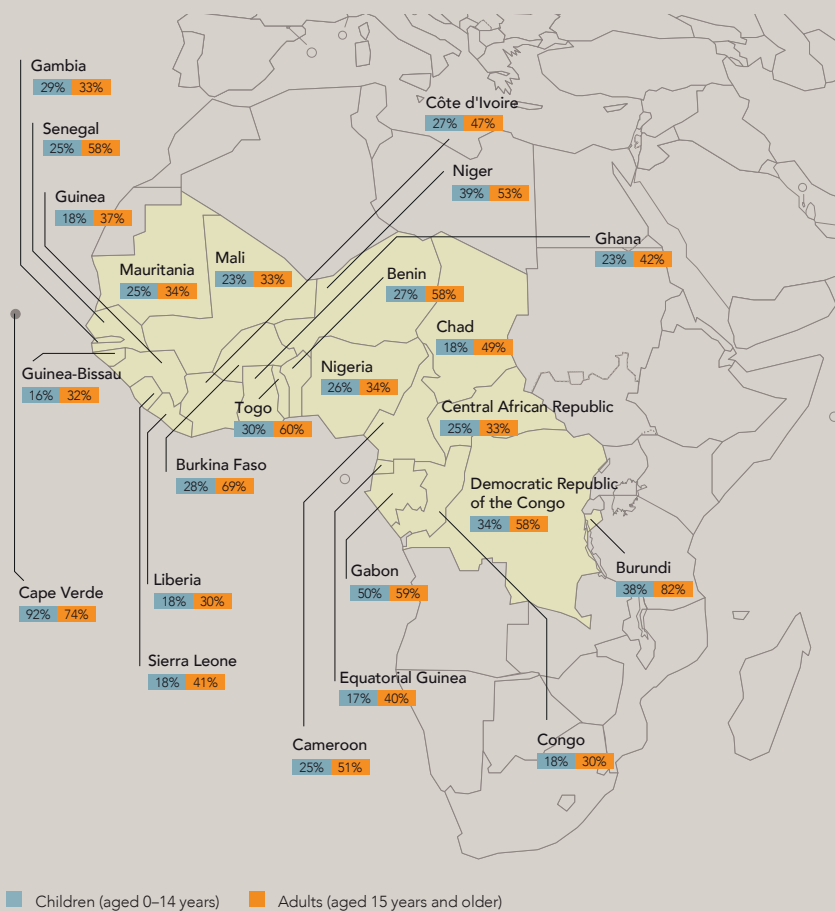
4

Tailored combination prevention packages for adolescent girls, young women and key populations are a priority and should be implemented with greater urgency.

5

Major humanitarian challenges—including armed conflict, terrorism and the effects of climate change—add to the strain on both government and community resources.

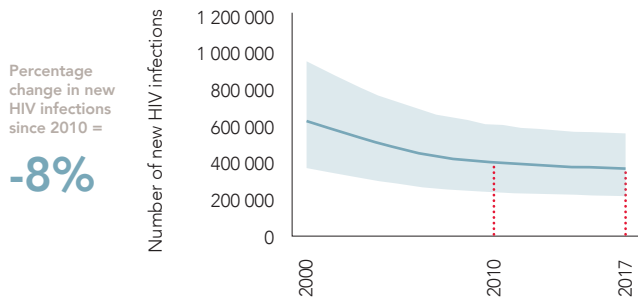
Antiretroviral therapy coverage among children (aged 0–14 years) and adults (aged 15 years and older), western and central Africa, 2017



A priority issue facing western and central Africa is the extremely low coverage of antiretroviral therapy among children. Treatment coverage among children (aged 0–14 years) is lower than among adults (aged 15 years and older) globally, but the disparity in western and central Africa is often huge: for instance, less than one in five children living with HIV were accessing antiretroviral therapy in Chad, Congo, Equatorial Guinea, Guinea, Guinea-Bissau, Liberia and Sierra Leone.

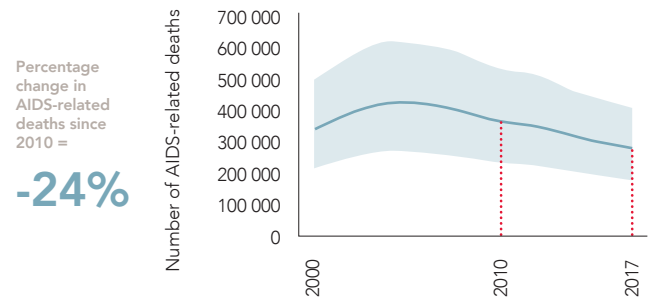
EPIDEMIC TRANSITION MEASURES

Number of new HIV infections, western and central Africa, 2000–2017



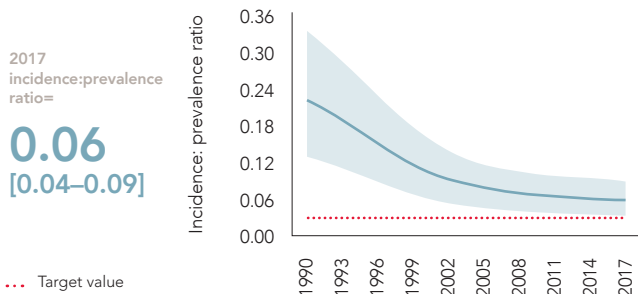
Source: UNAIDS 2018 estimates.

Number of AIDS-related deaths, western and central Africa, 2000–2017



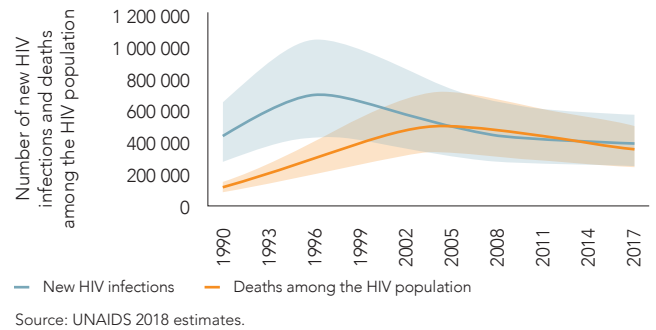
Source: UNAIDS 2018 estimates.

Incidence:prevalence ratio, western and central Africa, 1990–2017



Source: UNAIDS 2018 estimates.

Number of new HIV infections and deaths among the HIV population, western and central Africa, 1990–2017



Source: UNAIDS 2018 estimates.

Both the rate of new HIV infections and the burden of HIV remain high in western and central Africa. The incidence:prevalence ratio in the region has changed little since 2010: it stood at 0.06 [0.04–0.09] in 2017, twice as high as the epidemic transition benchmark of 0.03. Deaths from AIDS-related illness in the region have declined by nearly a quarter since 2010, and annual new HIV infections declined by 8%. Cameroon, Côte d'Ivoire and Nigeria together accounted for approximately 71% of new HIV infections in the region in 2017. Nigeria alone accounted for more than half of new infections and deaths from AIDS-related illness, in part reflecting its large population size compared to other countries in the region.

Distribution of new HIV infections, by population group, western and central Africa, 2017

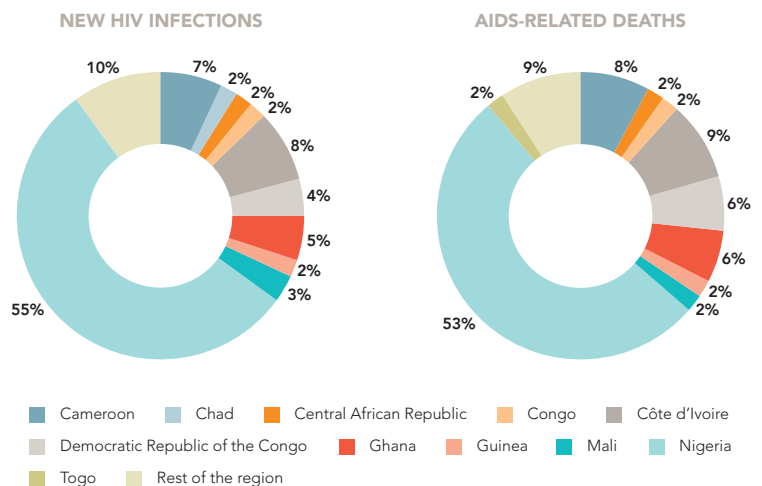


*No data reported on transgender women.

† Individuals in this category did not report any HIV-related risk behaviour.

Source: UNAIDS special analysis, 2018.

Distribution of new HIV infections and AIDS-related deaths by country, western and central Africa, 2017



Source: UNAIDS 2018 estimates.

LAWS AND POLICIES SCORECARD

Country	Criminalization of transgender people	Criminalization of sex work	Criminalization of same-sex sexual acts	Drug use or possession for personal use and offence	Parental consent for adolescents to access HIV testing	Spousal consent for married women to access SRH services	Laws criminalizing the transmission of, non-disclosure of or exposure to HIV transmission	Laws or policies restricting the entry, stay and residence of people living with HIV	Mandatory HIV testing for marriage, work or residence permits or for certain groups
Benin				d					
Burkina Faso		a	b	m			c		
Burundi			n						
Cabo Verde			b				c		
Cameroon			b						
Central African Republic		f							
Chad			b				c	g	
Congo			b				c		
Côte d'Ivoire				h					
Democratic Republic of the Congo		a	b		a		c		
Equatorial Guinea									
Gabon									
Gambia		a	b	i	a		c	j	
Ghana									
Guinea									
Guinea-Bissau							c		
Liberia									
Mali									
Mauritania			e				k		
Niger			b						
Nigeria				o					
Sao Tome and Principe									
Senegal			p						
Sierra Leone									
Togo				l					

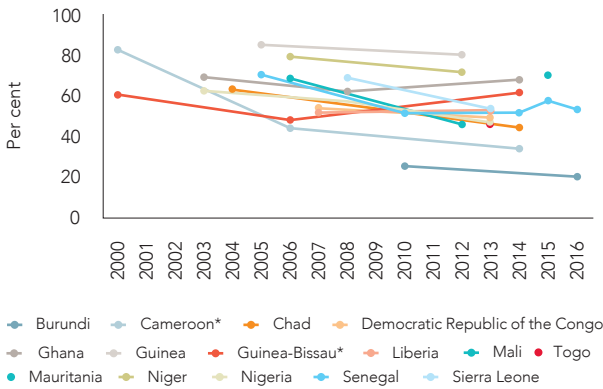
<p>Criminalized and/or prosecuted</p> <p>Neither criminalized nor prosecuted</p> <p>Data not available</p>	<p>Any criminalization or punitive regulation of sex work</p> <p>Sex work is not subject to punitive regulations or is not criminalized</p> <p>Issue is determined/differs at subnational level</p> <p>Data not available</p>	<p>Death penalty</p> <p>Imprisonment (14 years–life, up to 14 years) or no penalty specified</p> <p>Laws penalizing same-sex sexual acts have been decriminalized or never existed, or no specific legislation</p> <p>Data not available</p>	<p>Compulsory detention for drug offences</p> <p>Possession of drugs for personal use is specified as a criminal offence or drug use or consumption is a specific offence in law</p> <p>Possession of drugs for personal use is specified as a non-criminal offence</p> <p>Data not available</p>	<p>Yes, for adolescents younger than 18</p> <p>Yes, for adolescents younger than 14 and 16</p> <p>Yes, for adolescents younger than 12</p> <p>No</p> <p>Data not available</p>	<p>Yes</p> <p>No</p> <p>Data not available</p>	<p>Yes</p> <p>No</p> <p>Data not available</p>	<p>Yes</p> <p>No</p> <p>Data not available</p>	<p>Yes</p> <p>No</p> <p>Data not available</p>
--	---	--	---	--	--	--	--	--

Note: Data on laws restricting the entry, stay and residence of people living with HIV are currently undergoing a global review that will involve country validation. An update is expected by the end of 2018.

Sources: National Commitment and Policy Instrument, 2017 and 2018; supplemented by additional sources where noted (see references at end of chapter).

STIGMA AND DISCRIMINATION

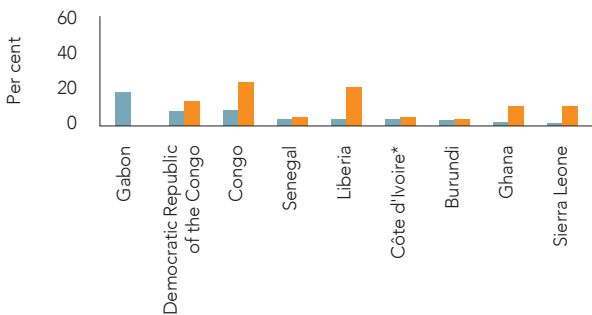
Percentage of men and women aged 15–49 who would not buy vegetables from a shopkeeper living with HIV, western and central Africa, 2000–2016



*Female respondents only.

Source: Population-based surveys, 2000–2016.

Percentage of people living with HIV who experienced discrimination in health-care settings, countries with available data, western and central Africa, 2012–2015

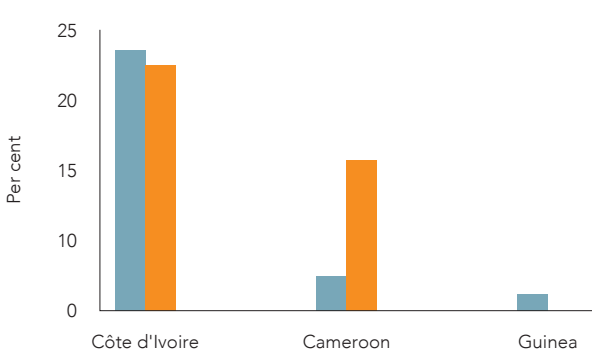


■ Denied health services because of their HIV status at least once in the past 12 months
 ■ Health-care professional ever told other people about their HIV status without their consent

*Ever experienced denial of health care.

Source: People Living with HIV Stigma Index surveys, 2012–2015.

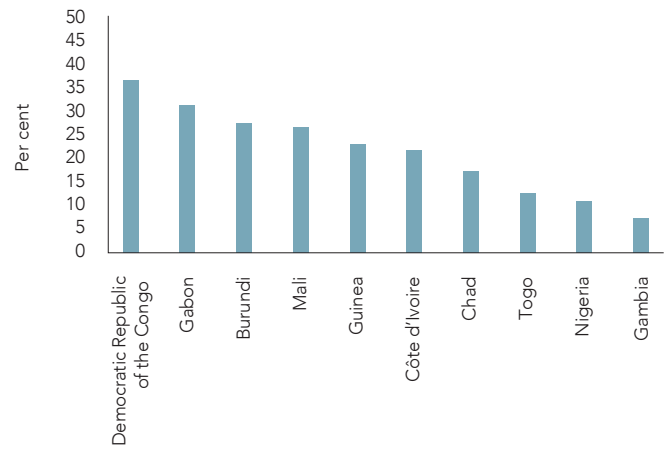
Percentage of key populations who reported having avoided health-care services in the past 12 months due to stigma and discrimination, countries with available data, western and central Africa, 2014–2017



■ Female sex workers ■ Gay men and other men who have sex with men

Source: Integrated biological and behavioural surveys, 2014–2017.

Percentage of ever-married or partnered women aged 15–49 years who experienced physical and/or sexual violence by an intimate partner in the past 12 months, countries with available data, western and central Africa, 2012–2017



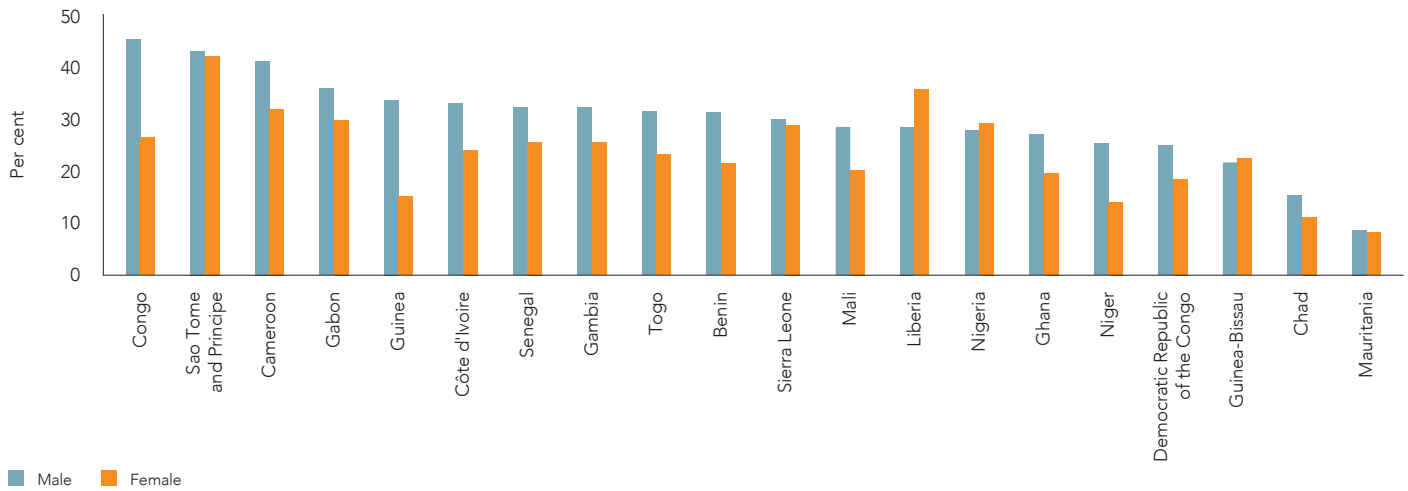
Source: Population-based surveys, 2012–2017.

High levels of stigma and misconceptions about HIV persist in the region. In all but two of the countries with recent population-based survey data, at least 40% of adults said they would not buy vegetables from a shopkeeper living with HIV. Substantial proportions of people living with HIV in Congo and Liberia say that health-care professionals have disclosed their HIV status to others without their consent, a breach of confidentiality that undermines confidence in HIV services. Comparatively small percentages of people living with HIV report being denied health-care services due to their HIV status, but key populations appear to face additional difficulties (1). In Côte d'Ivoire, for example, 23% of female sex workers and 22% of gay men and other men who have sex with men reported avoiding health-care services due to stigma and discrimination.

Intimate partner violence is common in the region. The percentage of adult women (aged 15–49 years) who reported being physically or sexually assaulted by an intimate partner within the previous 12 months ranged from 37% in Democratic Republic of the Congo to 7% in the Gambia. Efforts are underway to incorporate gender and other rights into the training of community health workers in the Democratic Republic of the Congo, while ENDA Santé in Senegal is building the capacity of sex worker organizations to promote and protect the human rights of female sex workers and reduce stigma against gay men and other men who have sex with men.

COMBINATION HIV PREVENTION

Percentage of young people (aged 15–24 years) who had correct and comprehensive knowledge about HIV, western and central Africa, 2012–2017



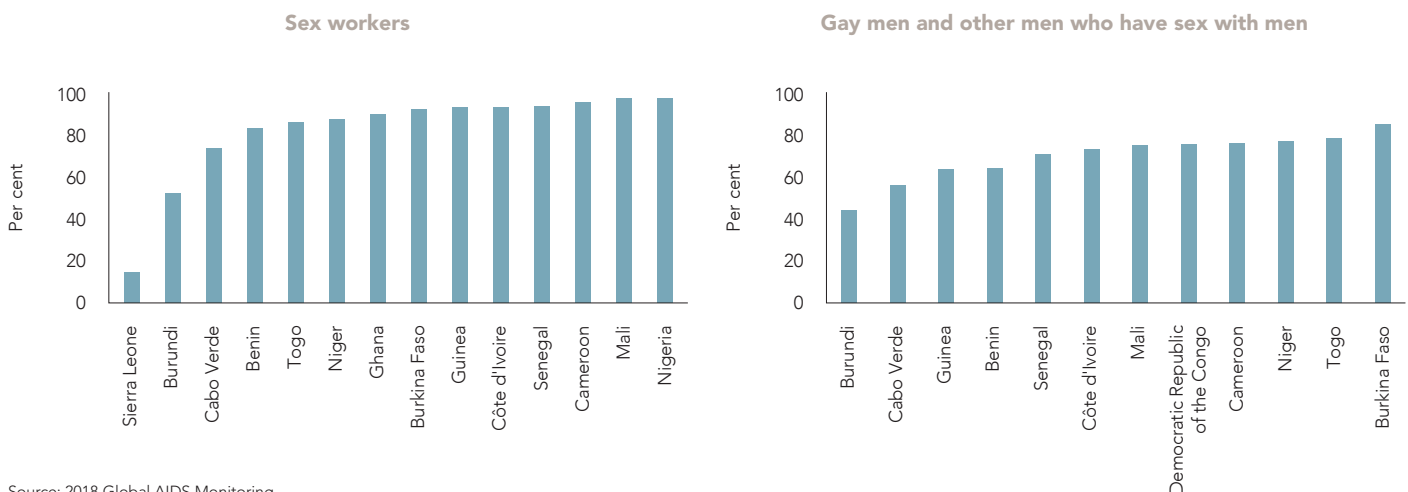
Source: Population-based surveys, 2012–2017.

Slow progress in reducing new HIV infections among adults in western and central Africa highlights the urgent need to expand combination HIV prevention efforts in the region.

Both knowledge about HIV and condom use are low among young people in the region. Population-based surveys conducted between 2012 and 2017 indicate that fewer than one in three (29%) young men (aged 15–24 years) and one in four (23%) young women (aged 15–24 years) had comprehensive and correct knowledge of how to prevent HIV.

Condom use at last sex with a non-regular, non-cohabitating partner varied among countries, but it was often low among young people (aged 15–24 years): it ranged from 6.8% and 17.8% among young women and young men, respectively, in Sierra Leone, to 65% and 82.5% among young women and young men, respectively, in Sao Tome and Principe. Condom use appeared to be higher during paid sex (more than 80% in 11 of 14 countries with available data) and during sex between gay men and other men who have sex with men (more than 70% in eight of 12 countries with available data).

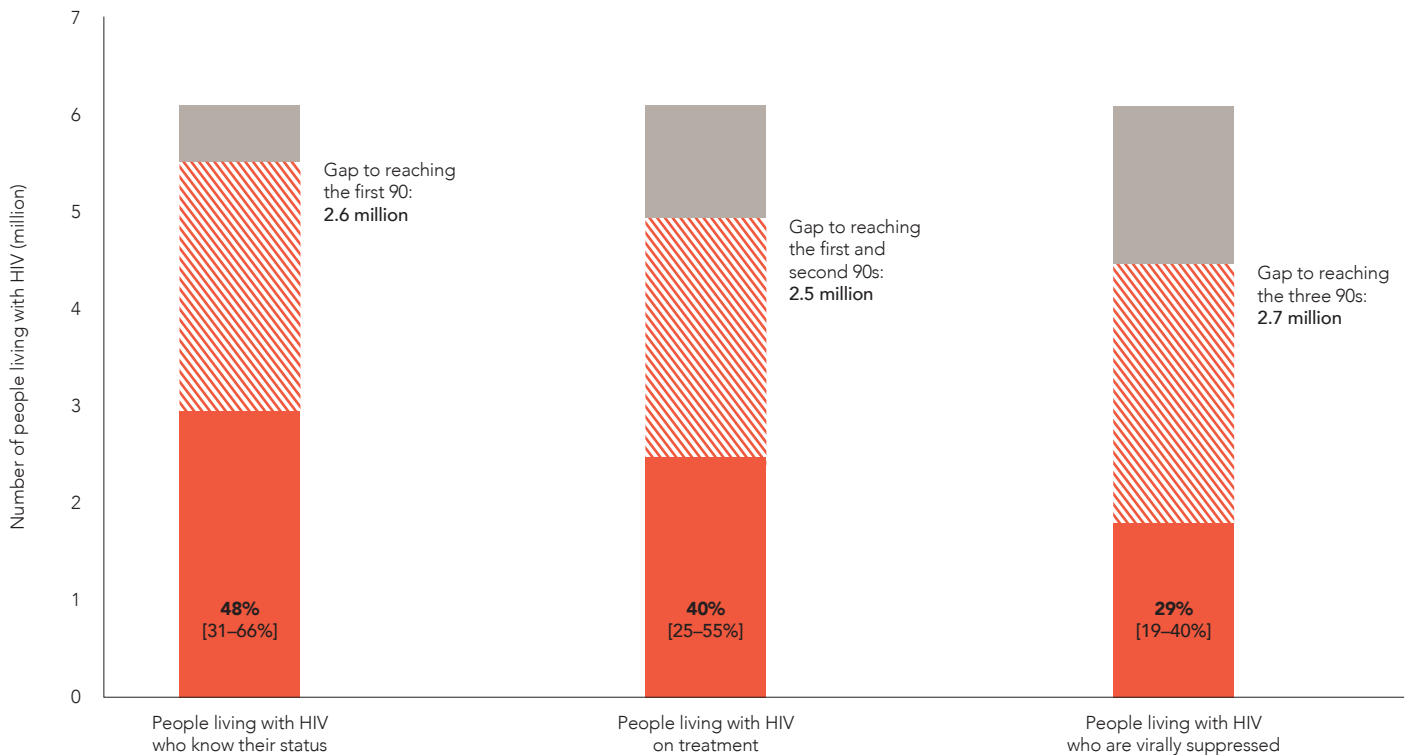
Percentage of sex workers reporting condom use with last client and percentage of gay men and other men who have sex with men reporting condom use with last male partner, countries with available data, western and central Africa, 2014–2017



Source: 2018 Global AIDS Monitoring.

HIV TESTING AND TREATMENT

HIV testing and treatment cascade, western and central Africa, 2017



Source: UNAIDS special analysis, 2018; see annex on methods for more details.

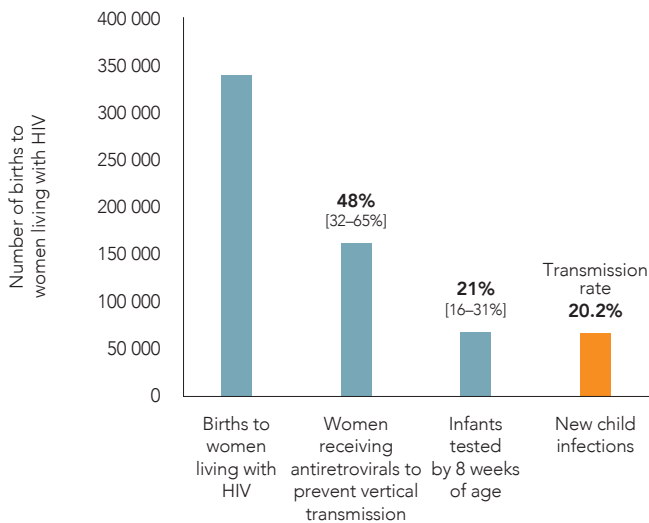
Among the 6.1 million [4.4–8.1 million] people living with HIV in western and central Africa at the end of 2017, 48% [31–66%] were aware of their HIV status, an increase from 43% [27–59%] in 2016. The gap to achieving the first 90 of the 90–90–90 targets in 2017 was 2.6 million people living with HIV who did not know their HIV status.

About 2.4 million [2.1–2.5 million] people in the region were accessing antiretroviral therapy in 2017, or 40% [25–55%] of all people living with HIV. The gap to achieving the second 90 of the 90–90–90 targets in 2017 was 2.5 million people living with HIV not on treatment. Community antiretroviral distribution points are being used in the Democratic Republic of the Congo to avoid long waiting times and discrimination at clinics, as well as recurrent out-of-pocket expenses. Other countries in the region are replicating this approach.

The estimated percentage of people living with HIV in the region who achieved viral suppression increased from 26% [16–36%] in 2016 to 29% [19–40%] in 2017. The gap to achieving the third 90 in 2017 was the viral suppression of an additional 2.7 million people living with HIV.

ELIMINATION OF MOTHER-TO-CHILD TRANSMISSION

Cascade of services for preventing vertical transmission and transmission rate, western and central Africa, 2017

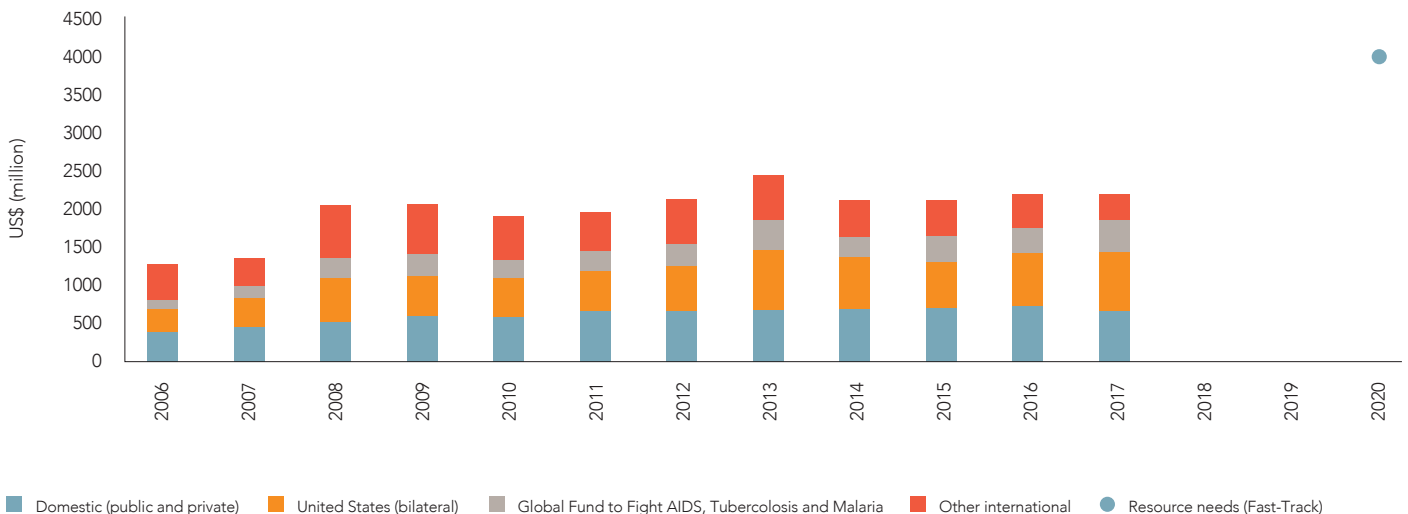


Source: UNAIDS 2018; 2018 Global AIDS Monitoring.

Of the estimated 330 000 pregnant women living with HIV in 2017, fewer than half (48%; [32–65%]) received services to prevent mother-to-child transmission of HIV. As a result, the rate of mother-to-child transmission (including during the breastfeeding period) was 20.2%, twice the rate in eastern and southern Africa. That rate has changed little since 2014, which suggests that the region's drive to eliminate vertical transmission has stalled. Early infant diagnosis also lags, with only about 20% of HIV-exposed infants tested before reaching eight weeks of age. Low HIV testing and treatment coverage for children has resulted in very high mortality rates.

INVESTMENT

HIV resource availability by source, 2000–2017, and projected resource needs by 2020, western and central Africa



*Estimates for low- and middle-income countries per 2015 World Bank income level classification. All figures are expressed in constant 2016 US dollars.

Source: UNAIDS 2018 resource availability and needs estimates.

Resources available for HIV responses in western and central Africa came to approximately US\$ 2.1 billion in 2017, with domestic resources accounting for less than one third (31%) of the total. A big funding gap has opened up in this region: about US\$ 1.8 billion is needed to reach Fast-Track Targets, 81% more than the funding that was available in 2017. However, important competing priorities (including droughts, food insecurity, terrorism and social instability) limit the scope for increased domestic funding. Arrangements where countries demonstrably step up their HIV responses are needed to match domestic funding with increased external support.

References

1. People Living with HIV Stigma Index surveys, 2012–2015.

Additional sources for the laws and policies scorecard

- a. Sexual Rights Initiative database [database]. Sexual Rights Initiative; c2016 (<http://sexualrightsdatabase.org/map/21/Adult%20sex%20work>).
- b. State-sponsored homophobia. A world survey of sexual orientation laws: criminalisation, protection and recognition. ILGA; 2017 (https://ilga.org/downloads/2017/ILGA_State_Sponsored_Homophobia_2017_WEB.pdf).
- c. Bernard EJ, Cameron S. Advancing HIV justice 2. Building momentum in global advocacy against HIV criminalisation. Brighton and Amsterdam: HIV Justice Network, GNP+; 2016 (<https://www.scribd.com/doc/312008825/Advancing-HIV-Justice-2-Building-momentum-in-global-advocacy-against-HIV-criminalisation>).
- d. Republic of Benin. Loi n°97-025 du 18 Juillet 1997 sur le Contrôle des Drogues et des Précurseurs. Article 9.
- e. Islamic Republic of Mauritania. Ordonnance 83-162 du 09 Juillet 1983 Portant Institution d'un Code Pénal. Article 308 (www.droit-afrique.com/upload/doc/mauritanie/Mauritanie-Code-1983-penal.pdf).
- f. Central African Republic. Criminal Code (enacted in 2010). In: Journal Officiel de la Republique Centrafricaine; 2010 (<https://www.ilo.org/dyn/natlex/docs/SERIAL/88116/100661/F1881819351/CAF-88116.pdf>).
- g. Republic of Chad. Loi n°019/PR/2007 of 15 November 2007 Portant Lutte Contre VIH/SIDA/IST et Protection des Droits des Personnes Vivant avec le VIH/SIDA. Articles 15 and 22 (http://www.ilo.org/wcmsp5/groups/public/---ed_protect/---protrav/---ilo_aids/documents/legaldocument/wcms_126793.pdf).
- h. Republic of Côte d'Ivoire. Loi n° 88-686 of 22 July 1988. Article 1 (<http://www.refworld.org/docid/3ae6b5860.html>).
- i. The Republic of The Gambia. Drug Control Act (2003). Article 35 (<http://www.dleag-gambia.org/en/article/drug-laws>).
- j. National policy guidelines on HIV and AIDS, 2014–2020. Banjul: Government of the Republic of The Gambia, National AIDS Council. (<http://www.moh.gov.gm/sites/default/files/Draft-HIV-Policy.pdf>).
- k. Islamic Republic of Mauritania. Loi n°2007.042 on the Prevention, Management and Control of HIV/AIDS. Article 23 (http://www.ilo.org/wcmsp5/groups/public/---ed_protect/---protrav/---ilo_aids/documents/legaldocument/wcms_127059.pdf).
- l. Republic of Togo. Criminal Code. Article 262 (<http://www.ilo.org/dyn/natlex/docs/ELECTRONIC/104616/127692/F-194593081/TGO-104616.pdf>).
- m. Burkina Faso. Code Penal de 1996. Article 445 (https://elearning.trree.org/pluginfile.php/34806/mod_folder/content/0/04_Code_Penal.pdf?forcedownload=1).
- n. Republic of Burundi. Loi n°1/05 du 22 Avril 2009 Portant Revision du Code Penal. Article 567 (<https://www.assemblee.bi/IMG/pdf/code%20penal.pdf>).
- o. Federal Republic of Nigeria. National Drug Law Enforcement Agency Act. Sec. 10 (<http://www.lawnigeria.com/LawsOfTheFederation/NATIONAL-DRUG-LAW-ENFORCEMENT-AGENCY-ACT.html>).
- p. Republic of Senegal. Code Penal. Article 319 (http://www.wipo.int/wipolex/en/text.jsp?file_id=181502).

EPIDEMIC ESTIMATES

	2005	2010	2017
New HIV infections			
New HIV infections (all ages)	4900 [2600–8400]	4300 [2200–7300]	4000 [2100–6800]
New HIV infections (0–14)	1400 [<500–3100]	1200 [<500–2700]	660 [<500–1500]
New HIV infections (women, 15+)	2200 [1100–3500]	1900 [990–3100]	2000 [1100–3300]
New HIV infections (men, 15+)	1400 [750–2300]	1200 [650–2000]	1300 [710–2100]
HIV incidence per 1000 population	0.65 [0.33–1.11]	0.48 [0.25–0.83]	0.37 [0.19–0.63]
AIDS-related deaths			
AIDS-related deaths (all ages)	4300 [2100–7500]	2600 [1300–4600]	2500 [1300–4500]
AIDS-related deaths (0–14)	960 [<500–1900]	840 [<500–1700]	540 [<500–1100]
AIDS-related deaths (women, 15+)	1800 [900–3300]	870 [<500–1600]	1100 [520–1900]
AIDS-related deaths (men, 15+)	1500 [800–2500]	900 [<500–1500]	930 [510–1600]
People living with HIV			
People living with HIV (all ages)	59 000 [39 000–84 000]	61 000 [41 000–87 000]	70 000 [46 000–99 000]
People living with HIV (0–14)	6300 [3500–10 000]	7200 [3900–12 000]	6700 [3700–11 000]
People living with HIV (women, 15+)	31 000 [21 000–44 000]	32 000 [22 000–46 000]	39 000 [26 000–55 000]
People living with HIV (men, 15+)	22 000 [15 000–31 000]	21 000 [14 000–30 000]	24 000 [16 000–34 000]

LAWS AND POLICIES

Laws criminalizing the transmission of, non-disclosure of or exposure to HIV transmission	Yes
Criminalization of sex work among consenting adults	Buying sexual services is criminalized
Criminalization of same-sex sexual acts	Laws penalizing same-sex sexual acts have been decriminalized or never existed
Drug use or possession for personal use is an offence	...
Criminalization of transgender people	Neither criminalized nor prosecuted
Laws or policies restricting the entry, stay and residence of people living with HIV	No
Parental consent for adolescents to access HIV testing	Yes, for adolescents younger than 14 years
Spousal consent for married women to access sexual and reproductive health services	No
Mandatory HIV testing for marriage, work or residence permits or for certain groups	No

STIGMA AND DISCRIMINATION

Percentage of women and men aged 15–49 years who report discriminatory attitudes towards people living with HIV **2006**
68.4

Percentage of people living with HIV denied health services because of their HIV status in the last 12 months

Percentage of people living with HIV who reported a health-care professional told others about their HIV status without their consent

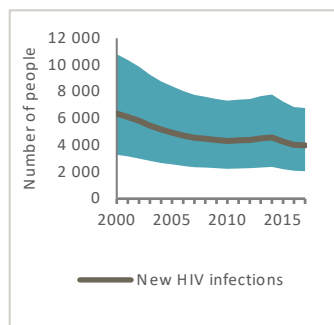
VIOLENCE

Proportion of ever-married or partnered women aged 15–49 years who experienced physical or sexual violence from a male intimate partner in the past 12 months

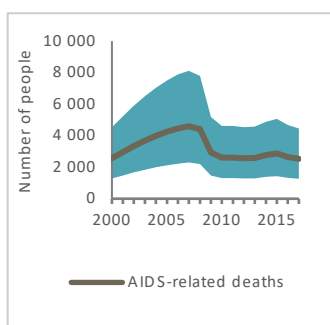
EXPENDITURES

	Financing sources					Total
	Domestic private	Domestic public	International: PEPFAR	International: Global Fund	International: all others	
Last available report: 2017	US\$ 1314	US\$ 6 423 375	US\$ 22 805 998

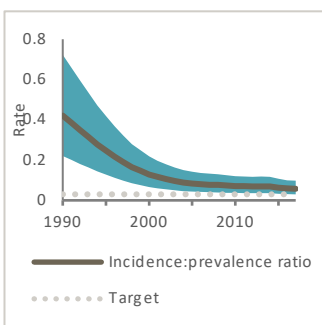
EPIDEMIC TRANSITION METRICS



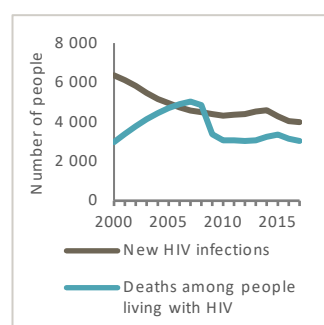
Change in new HIV infections since 2010 = **-8%**



Change in AIDS-related deaths since 2010 = **-3%**



Incidence:prevalence ratio = **0.06**



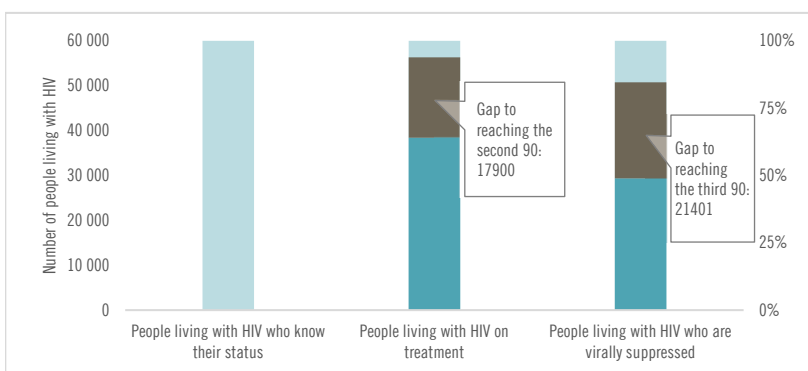
KEY POPULATIONS

	Sex workers	Gay men and other men who have sex with men	People who inject drugs	Transgender people	Prisoners
Estimated size of population	28 790	5 845	35	...	6 847
HIV prevalence	8.5%	4.2%	2.2%	...	0.6%
Know their HIV status	59.2%	84.1%	71.2%	88.5%	
Antiretroviral therapy coverage
Condom use	83.5%	66%	51.8%	86.8%	
Coverage of HIV prevention programmes	
Avoidance of health care because of stigma and discrimination	

HIV COMORBIDITIES

Estimated number of incident tuberculosis cases among people living with HIV (2016)	950 [610–1400]
Proportion of people living with HIV newly enrolled in HIV care with active tuberculosis (2016)	...
Cervical cancer screening of women living with HIV	...
Proportion of people coinfecting with HIV and hepatitis B virus receiving combined treatment	...
Proportion of people coinfecting with HIV and hepatitis C virus starting hepatitis C treatment	...

HIV TESTING AND TREATMENT CASCADE



All ages	...% [...-...%]	55% [37–79%]	42% [28–60%]
Children (0–14)	...% [...-...%]	27% [15–45%]	...% [...-...%]
Women (15+)	...% [...-...%]	66% [45–94%]	...% [...-...%]
Men (15+)	...% [...-...%]	45% [30–64%]	...% [...-...%]

Is antiretroviral therapy provided in community settings (such as outside health facilities) for people who are stable on antiretroviral therapy?	No
---	----

ELIMINATION OF MOTHER-TO-CHILD TRANSMISSION

	2010	2017
Percentage of pregnant women living with HIV accessing antiretroviral medicines	17% [10–26%]	83% [48–>95%]
Early infant diagnosis	...% [...-...%]	32% [20–55%]

HIV PREVENTION

Knowledge of HIV prevention among young people aged 15–24 years (2014)	
— Women	21.6%
— Men	31.3%
Condom use at last higher-risk sex (with a non-marital, non-cohabiting partner)	
— Women	...
— Men	...
Women aged 15–49 years who have their demand for family planning satisfied by modern methods (2012)	22.4%
Men aged 15–49 years who are circumcised	Not applicable
Male circumcisions performed according to national standards	Not applicable
People who received PrEP at least once during the reporting period (2017)	...
Harm reduction	
— Use of sterile injecting equipment at last injection (2017)	94.6%
— Needles and syringes distributed per person who injects	...
— Coverage of opioid substitution therapy	...
— Naloxone available (2016)	No
— Safe injection rooms available (2016)	No

EPIDEMIC ESTIMATES

	2005	2010	2017
New HIV infections			
New HIV infections (all ages)	5000 [3400–6400]	4200 [2500–6000]	4300 [2600–6700]
New HIV infections (0–14)	2500 [1600–3500]	1500 [770–2100]	660 [<500–1000]
New HIV infections (women, 15+)	1300 [840–1900]	1500 [820–2300]	1900 [1100–3200]
New HIV infections (men, 15+)	1100 [710–1600]	1200 [700–1900]	1700 [950–2800]
HIV incidence per 1000 population	0.38 [0.26–0.5]	0.28 [0.17–0.4]	0.23 [0.14–0.36]
AIDS-related deaths			
AIDS-related deaths (all ages)	12 000 [9000–14 000]	5400 [3300–7500]	2900 [1900–4100]
AIDS-related deaths (0–14)	2200 [1500–2800]	1000 [570–1500]	<500 [<500–710]
AIDS-related deaths (women, 15+)	4700 [3700–5700]	2200 [1200–3100]	870 [590–1300]
AIDS-related deaths (men, 15+)	4700 [3600–5700]	2200 [1300–3300]	1600 [950–2300]
People living with HIV			
People living with HIV (all ages)	120 000 [90 000–150 000]	98 000 [75 000–120 000]	94 000 [72 000–120 000]
People living with HIV (0–14)	19 000 [14 000–24 000]	15 000 [10 000–19 000]	9400 [6200–12 000]
People living with HIV (women, 15+)	54 000 [40 000–68 000]	47 000 [36 000–57 000]	51 000 [38 000–64 000]
People living with HIV (men, 15+)	46 000 [34 000–60 000]	37 000 [28 000–45 000]	34 000 [26 000–44 000]

LAWS AND POLICIES

Laws criminalizing the transmission of, non-disclosure of or exposure to HIV transmission	...
Criminalization of sex work among consenting adults	...
Criminalization of same-sex sexual acts	...
Drug use or possession for personal use is an offence	...
Criminalization of transgender people	...
Laws or policies restricting the entry, stay and residence of people living with HIV	...
Parental consent for adolescents to access HIV testing	Yes, for adolescents younger than 18 years
Spousal consent for married women to access sexual and reproductive health services	No
Mandatory HIV testing for marriage, work or residence permits or for certain groups	No

STIGMA AND DISCRIMINATION

Percentage of women and men aged 15–49 years who report discriminatory attitudes towards people living with HIV

Percentage of people living with HIV denied health services because of their HIV status in the last 12 months

Percentage of people living with HIV who reported a health-care professional told others about their HIV status without their consent

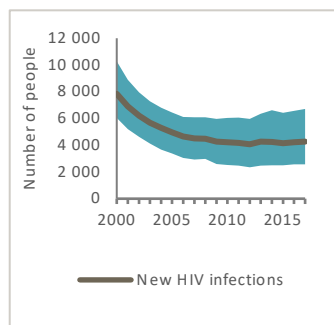
VIOLENCE

Proportion of ever-married or partnered women aged 15–49 years who experienced physical or sexual violence from a male intimate partner in the past 12 months

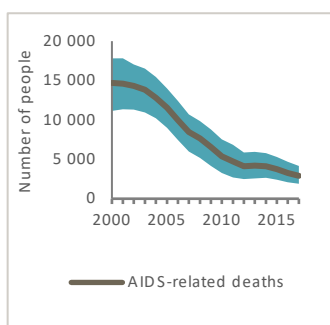
EXPENDITURES

	Financing sources					Total
	Domestic private	Domestic public	International: PEPFAR	International: Global Fund	International: all others	
Last available report: 2013	US\$ 9 443 359	US\$ 7 780 061	...	US\$ 24 448 623	US\$ 16 729 035	US\$ 58 401 078

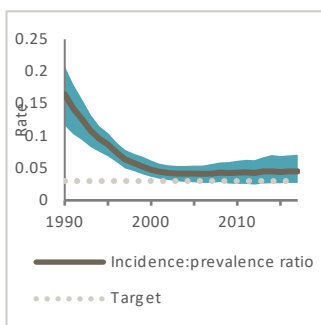
EPIDEMIC TRANSITION METRICS



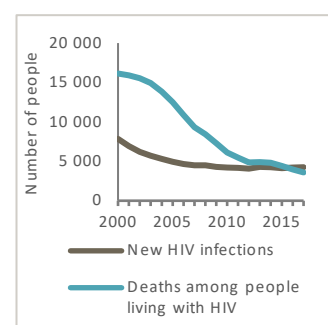
Change in new HIV infections since 2010 = 1%



Change in AIDS-related deaths since 2010 = -46%



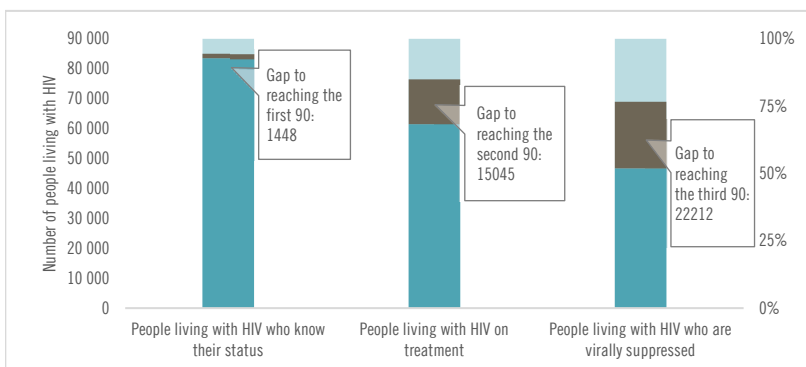
Incidence:prevalence ratio = 0.05



KEY POPULATIONS

	Sex workers	Gay men and other men who have sex with men	People who inject drugs	Transgender people	Prisoners
Estimated size of population	21 858	3 458	87	...	5 619
HIV prevalence	5.4%	1.9%	2.2%
Know their HIV status	74.7%	67.9%
Antiretroviral therapy coverage
Condom use	92.9%	87.2%
Coverage of HIV prevention programmes	46.8%	76.4%	...	46.8%	...
Avoidance of health care because of stigma and discrimination

HIV TESTING AND TREATMENT CASCADE



All ages	88% [67–>95%]	65% [49–82%]	49% [37–63%]
Children (0–14)	34% [23–44%]	28% [18–36%]	...% [...–...%]
Women (15+)	...% [...–...%]	83% [62–>95%]	...% [...–...%]
Men (15+)	70% [54–89%]	48% [37–62%]	...% [...–...%]

Is antiretroviral therapy provided in community settings (such as outside health facilities) for people who are stable on antiretroviral therapy? ...

ELIMINATION OF MOTHER-TO-CHILD TRANSMISSION

	2010	2017
Percentage of pregnant women living with HIV accessing antiretroviral medicines	47% [31–59%]	92% [63–>95%]
Early infant diagnosis	9% [7–14%]	16% [12–23%]

HIV COMORBIDITIES

Estimated number of incident tuberculosis cases among people living with HIV (2016)	870 [550–1300]
Proportion of people living with HIV newly enrolled in HIV care with active tuberculosis (2016)	0.7%
Cervical cancer screening of women living with HIV	...
Proportion of people coinfecting with HIV and hepatitis B virus receiving combined treatment	...
Proportion of people coinfecting with HIV and hepatitis C virus starting hepatitis C treatment	...

HIV PREVENTION

Knowledge of HIV prevention among young people aged 15–24 years	...
— Women	...
— Men	...
Condom use at last higher-risk sex (with a non-marital, non-cohabiting partner)	...
— Women	...
— Men	...
Women aged 15–49 years who have their demand for family planning satisfied by modern methods	...
Men aged 15–49 years who are circumcised	Not applicable
Male circumcisions performed according to national standards	Not applicable
People who received PrEP at least once during the reporting period (2017)	...

Harm reduction

- Use of sterile injecting equipment at last injection ...
- Needles and syringes distributed per person who injects ...
- Coverage of opioid substitution therapy ...
- Naloxone available (2016) ...
- Safe injection rooms available (2016) ...

EPIDEMIC ESTIMATES

	2005	2010	2017
New HIV infections			
New HIV infections (all ages)	4100 [2700–5500]	3100 [1900–4300]	3100 [1800–4600]
New HIV infections (0–14)	2100 [1400–2800]	1200 [610–1700]	690 [<500–1100]
New HIV infections (women, 15+)	1200 [570–1900]	1100 [630–1800]	1400 [810–2100]
New HIV infections (men, 15+)	770 [<500–1300]	740 [<500–1200]	920 [520–1400]
HIV incidence per 1000 population	0.57 [0.38–0.77]	0.37 [0.22–0.52]	0.29 [0.17–0.44]
AIDS-related deaths			
AIDS-related deaths (all ages)	8600 [7600–9900]	5400 [3800–6600]	1700 [1200–2300]
AIDS-related deaths (0–14)	1700 [1300–2100]	1000 [670–1300]	<500 [<500–630]
AIDS-related deaths (women, 15+)	3800 [3300–4300]	2400 [1700–3000]	580 [<500–750]
AIDS-related deaths (men, 15+)	3100 [2700–3700]	1900 [1300–2400]	680 [<500–920]
People living with HIV			
People living with HIV (all ages)	100 000 [80 000–120 000]	82 000 [65 000–98 000]	78 000 [63 000–93 000]
People living with HIV (0–14)	15 000 [12 000–18 000]	13 000 [9700–15 000]	8800 [6000–11 000]
People living with HIV (women, 15+)	51 000 [39 000–61 000]	42 000 [32 000–50 000]	44 000 [35 000–52 000]
People living with HIV (men, 15+)	35 000 [26 000–41 000]	27 000 [21 000–33 000]	26 000 [21 000–31 000]

LAWS AND POLICIES

Laws criminalizing the transmission of, non-disclosure of or exposure to HIV transmission	Yes
Criminalization of sex work among consenting adults	Selling and buying sexual services is criminalized
Criminalization of same-sex sexual acts	...
Drug use or possession for personal use is an offence	Drug use or consumption is a specific offence in law
Criminalization of transgender people	Both criminalized and prosecuted
Laws or policies restricting the entry, stay and residence of people living with HIV	No
Parental consent for adolescents to access HIV testing	Yes, for adolescents younger than 16 years
Spousal consent for married women to access sexual and reproductive health services	No
Mandatory HIV testing for marriage, work or residence permits or for certain groups	No

STIGMA AND DISCRIMINATION

Percentage of women and men aged 15–49 years who report discriminatory attitudes towards people living with HIV	2016 20.3
Percentage of people living with HIV denied health services because of their HIV status in the last 12 months	2014 2
Percentage of people living with HIV who reported a health-care professional told others about their HIV status without their consent	2014 2.6

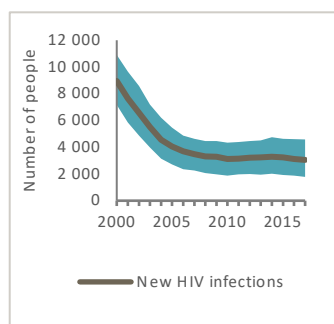
VIOLENCE

Proportion of ever-married or partnered women aged 15–49 years who experienced physical or sexual violence from a male intimate partner in the past 12 months	2017 27.9
---	--------------

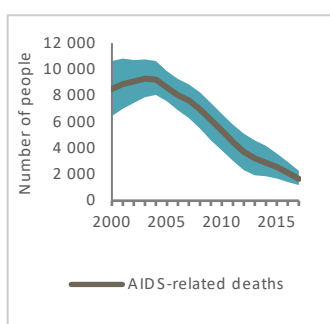
EXPENDITURES

	Financing sources					Total
	Domestic private	Domestic public	International: PEPFAR	International: Global Fund	International: all others	
Last available report: 2014	US\$ 2 098 404	US\$ 289 800	...	US\$ 15 903 384	US\$ 122 941	US\$ 18 414 529

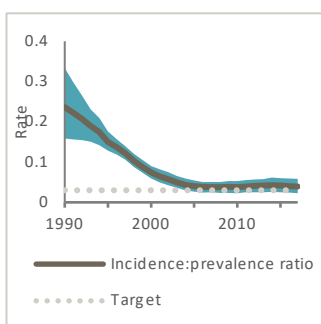
EPIDEMIC TRANSITION METRICS



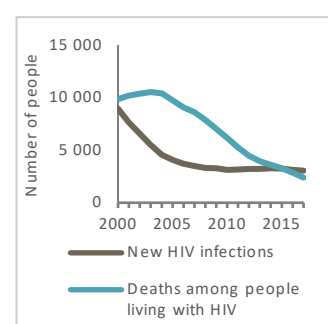
Change in new HIV infections since 2010 = **-2%**



Change in AIDS-related deaths since 2010 = **-69%**



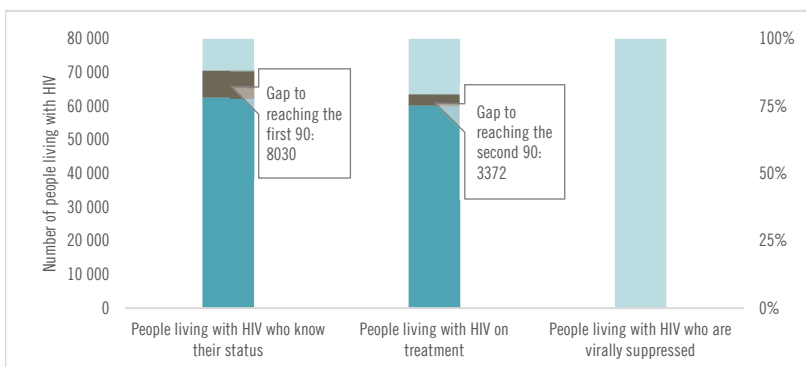
Incidence:prevalence ratio = **0.04**



KEY POPULATIONS

	Sex workers	Gay men and other men who have sex with men	People who inject drugs	Transgender people	Prisoners
Estimated size of population
HIV prevalence	10.2%
Know their HIV status
Antiretroviral therapy coverage
Condom use
Coverage of HIV prevention programmes
Avoidance of health care because of stigma and discrimination

HIV TESTING AND TREATMENT CASCADE



All ages	80% [64–94%]	77% [62–91%]	...% [...–...%]
Children (0–14)	42% [28–53%]	38% [26–48%]	...% [...–...%]
Women (15+)	90% [72– >95%]	88% [70– >95%]	...% [...–...%]
Men (15+)	75% [61–91%]	71% [58–87%]	...% [...–...%]

Is antiretroviral therapy provided in community settings (such as outside health facilities) for people who are stable on antiretroviral therapy? **No**

ELIMINATION OF MOTHER-TO-CHILD TRANSMISSION

	2010	2017
Percentage of pregnant women living with HIV accessing antiretroviral medicines	51% [35–63%]	85% [61– >95%]
Early infant diagnosis	10% [8–15%]	20% [16–28%]

HIV COMORBIDITIES

Estimated number of incident tuberculosis cases among people living with HIV (2016)	1500 [960–2200]
Proportion of people living with HIV newly enrolled in HIV care with active tuberculosis (2016)	...
Cervical cancer screening of women living with HIV	...
Proportion of people coinfecting with HIV and hepatitis B virus receiving combined treatment	...
Proportion of people coinfecting with HIV and hepatitis C virus starting hepatitis C treatment	...

HIV PREVENTION

Knowledge of HIV prevention among young people aged 15–24 years	
— Women	...
— Men	...
Condom use at last higher-risk sex (with a non-marital, non-cohabiting partner)	
— Women	...
— Men	...
Women aged 15–49 years who have their demand for family planning satisfied by modern methods (2017)	40.3%
Men aged 15–49 years who are circumcised	Not applicable
Male circumcisions performed according to national standards	Not applicable
People who received PrEP at least once during the reporting period (2017)	...

Harm reduction

— Use of sterile injecting equipment at last injection	...
— Needles and syringes distributed per person who injects	...
— Coverage of opioid substitution therapy	...
— Naloxone available (2016)	No
— Safe injection rooms available (2016)	No

EPIDEMIC ESTIMATES

	2005	2010	2017
New HIV infections			
New HIV infections (all ages)	<200 [<200– <500]	<200 [<100– <200]	<200 [<100– <500]
New HIV infections (0–14)	<100 [<100– <100]	<100 [<100– <100]	<100 [<100– <100]
New HIV infections (women, 15+)	<100 [<100– <200]	<100 [<100– <100]	<100 [<100– <200]
New HIV infections (men, 15+)	<100 [<100– <100]	<100 [<100– <100]	<100 [<100– <100]
HIV incidence per 1000 population	0.38 [0.29–0.47]	0.23 [0.17–0.32]	0.24 [0.15–0.4]
AIDS-related deaths			
AIDS-related deaths (all ages)	<200 [<200– <500]	<200 [<100– <200]	<100 [<100– <100]
AIDS-related deaths (0–14)	<100 [<100– <100]	<100 [<100– <100]	<100 [<100– <100]
AIDS-related deaths (women, 15+)	<100 [<100– <200]	<100 [<100– <100]	<100 [<100– <100]
AIDS-related deaths (men, 15+)	<100 [<100– <100]	<100 [<100– <100]	<100 [<100– <100]
People living with HIV			
People living with HIV (all ages)	2400 [1800–2800]	2300 [1900–2700]	2400 [2000–2900]
People living with HIV (0–14)	<200 [<100– <200]	<200 [<100– <200]	<100 [<100– <200]
People living with HIV (women, 15+)	1300 [1000–1600]	1300 [1100–1500]	1400 [1200–1700]
People living with HIV (men, 15+)	900 [700–1100]	880 [720–1000]	950 [800–1100]

LAWS AND POLICIES

Laws criminalizing the transmission of, non-disclosure of or exposure to HIV transmission
Criminalization of sex work among consenting adults
Criminalization of same-sex sexual acts
Drug use or possession for personal use is an offence
Criminalization of transgender people
Laws or policies restricting the entry, stay and residence of people living with HIV
Parental consent for adolescents to access HIV testing
Spousal consent for married women to access sexual and reproductive health services
Mandatory HIV testing for marriage, work or residence permits or for certain groups

STIGMA AND DISCRIMINATION

Percentage of women and men aged 15–49 years who report discriminatory attitudes towards people living with HIV	...
Percentage of people living with HIV denied health services because of their HIV status in the last 12 months	...
Percentage of people living with HIV who reported a health-care professional told others about their HIV status without their consent	...

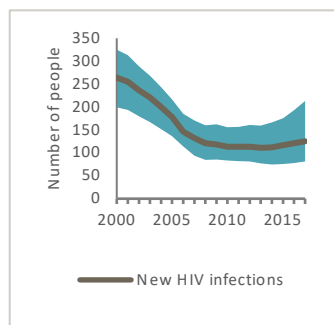
VIOLENCE

Proportion of ever-married or partnered women aged 15–49 years who experienced physical or sexual violence from a male intimate partner in the past 12 months	...
---	-----

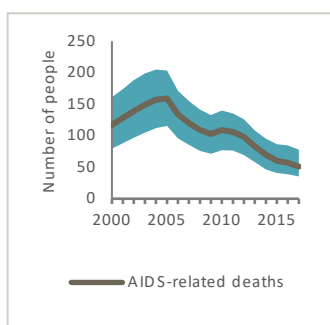
EXPENDITURES

	Financing sources					Total
	Domestic private	Domestic public	International: PEPFAR	International: Global Fund	International: all others	
Last available report: 2014	US\$ 93 000	US\$ 2 343 480	US\$ 28 723	US\$ 1 076 920	US\$ 269 531	US\$ 3 811 654

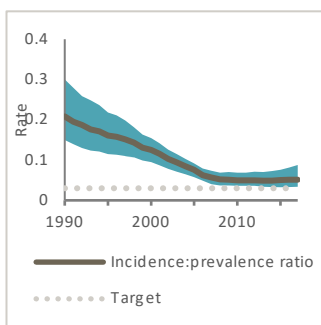
EPIDEMIC TRANSITION METRICS



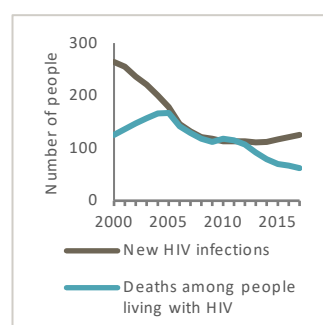
Change in new HIV infections since 2010 = 11%



Change in AIDS-related deaths since 2010 = -53%



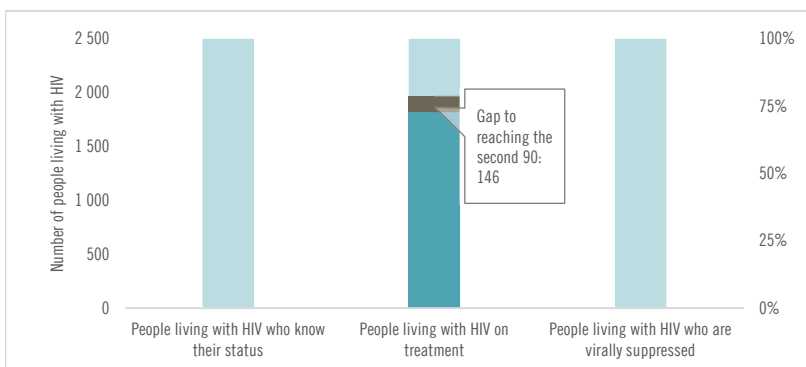
Incidence:prevalence ratio = 0.05



KEY POPULATIONS

	Sex workers	Gay men and other men who have sex with men	People who inject drugs	Transgender people	Prisoners
Estimated size of population	1 445	694
HIV prevalence
Know their HIV status
Antiretroviral therapy coverage
Condom use	73.8%	57.5%
Coverage of HIV prevention programmes
Avoidance of health care because of stigma and discrimination

HIV TESTING AND TREATMENT CASCADE



	...	75%	...
All ages	[...-...%]	[63-90%]	[...-...%]
Children (0-14)	[...-...%]	[64- >95%]	[...-...%]
Women (15+)	[...-...%]	[62-89%]	[...-...%]
Men (15+)	[...-...%]	[62-89%]	[...-...%]

Is antiretroviral therapy provided in community settings (such as outside health facilities) for people who are stable on antiretroviral therapy? ...

ELIMINATION OF MOTHER-TO-CHILD TRANSMISSION

	2010	2017
Percentage of pregnant women living with HIV accessing antiretroviral medicines	55% [37-71%]	>95% [>95- >95%]
Early infant diagnosis	>95% [87- >95%]	93% [74- >95%]

HIV COMORBIDITIES

Estimated number of incident tuberculosis cases among people living with HIV (2016) 60 [38-87]

Proportion of people living with HIV newly enrolled in HIV care with active tuberculosis (2016) ...

Cervical cancer screening of women living with HIV ...

Proportion of people coinfecting with HIV and hepatitis B virus receiving combined treatment ...

Proportion of people coinfecting with HIV and hepatitis C virus starting hepatitis C treatment ...

HIV PREVENTION

Knowledge of HIV prevention among young people aged 15-24 years

— Women ...
— Men ...

Condom use at last higher-risk sex (with a non-marital, non-cohabiting partner)

— Women ...
— Men ...

Women aged 15-49 years who have their demand for family planning satisfied by modern methods ...

Men aged 15-49 years who are circumcised Not applicable

Male circumcisions performed according to national standards Not applicable

People who received PrEP at least once during the reporting period (2017) ...

Harm reduction

— Use of sterile injecting equipment at last injection ...
— Needles and syringes distributed per person who injects ...
— Coverage of opioid substitution therapy ...
— Naloxone available (2016) ...
— Safe injection rooms available (2016) ...

EPIDEMIC ESTIMATES

	2005	2010	2017
New HIV infections			
New HIV infections (all ages)	46 000 [42 000–50 000]	34 000 [28 000–39 000]	28 000 [19 000–36 000]
New HIV infections (0–14)	9200 [7400–11 000]	7000 [4500–9000]	4500 [2600–6300]
New HIV infections (women, 15+)	24 000 [21 000–26 000]	17 000 [14 000–20 000]	15 000 [10 000–19 000]
New HIV infections (men, 15+)	13 000 [12 000–16 000]	9700 [8000–12 000]	8300 [5700–11 000]
HIV incidence per 1000 population	2.86 [2.61–3.11]	1.84 [1.51–2.13]	1.24 [0.83–1.58]
AIDS-related deaths			
AIDS-related deaths (all ages)	26 000 [22 000–30 000]	25 000 [22 000–28 000]	24 000 [20 000–28 000]
AIDS-related deaths (0–14)	6000 [4900–6900]	5400 [3900–6400]	3300 [2000–4500]
AIDS-related deaths (women, 15+)	13 000 [10 000–15 000]	13 000 [11 000–15 000]	12 000 [9500–14 000]
AIDS-related deaths (men, 15+)	7600 [6100–9800]	6600 [5600–8100]	9000 [7700–10 000]
People living with HIV			
People living with HIV (all ages)	480 000 [440 000–510 000]	520 000 [460 000–570 000]	510 000 [430 000–600 000]
People living with HIV (0–14)	36 000 [30 000–40 000]	43 000 [35 000–49 000]	40 000 [29 000–47 000]
People living with HIV (women, 15+)	280 000 [260 000–300 000]	300 000 [270 000–340 000]	310 000 [260 000–360 000]
People living with HIV (men, 15+)	160 000 [140 000–180 000]	170 000 [150 000–190 000]	160 000 [130 000–190 000]

LAWS AND POLICIES

Laws criminalizing the transmission of, non-disclosure of or exposure to HIV transmission	...
Criminalization of sex work among consenting adults	Selling and buying sexual services is criminalized
Criminalization of same-sex sexual acts	...
Drug use or possession for personal use is an offence	Possession of drugs for personal use is specified as a criminal offence
Criminalization of transgender people	Neither criminalized nor prosecuted
Laws or policies restricting the entry, stay and residence of people living with HIV	No
Parental consent for adolescents to access HIV testing	Yes, for adolescents younger than 14 years
Spousal consent for married women to access sexual and reproductive health services	No
Mandatory HIV testing for marriage, work or residence permits or for certain groups	No

STIGMA AND DISCRIMINATION

	2006	2014
Percentage of women and men aged 15–49 years who report discriminatory attitudes towards people living with HIV	43.9*	34.9

Percentage of people living with HIV denied health services because of their HIV status in the last 12 months

Percentage of people living with HIV who reported a health-care professional told others about their HIV status without their consent

VIOLENCE

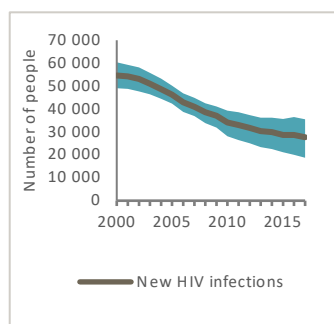
Proportion of ever-married or partnered women aged 15–49 years who experienced physical or sexual violence from a male intimate partner in the past 12 months	2004 26.1
---	--------------

*Female respondents only

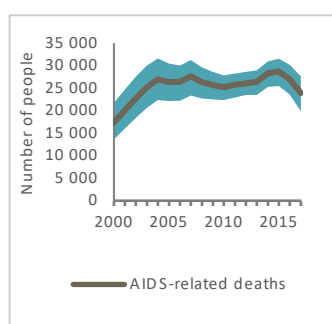
EXPENDITURES

	Financing sources					Total
	Domestic private	Domestic public	International: PEPFAR	International: Global Fund	International: all others	
Last available report: 2013	US\$ 13 745 789	US\$ 14 805 716	US\$ 12 252 577	US\$ 14 302 281	US\$ 17 442 940	US\$ 72 549 303

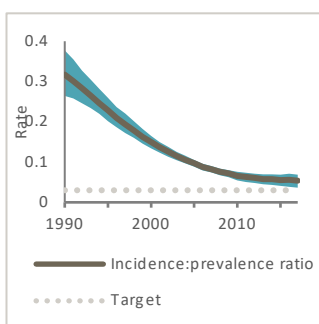
EPIDEMIC TRANSITION METRICS



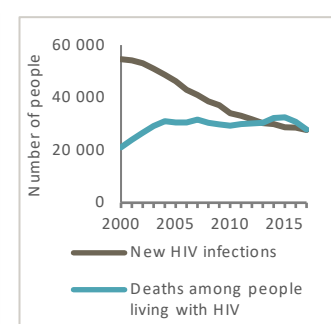
Change in new HIV infections since 2010 = **-19%**



Change in AIDS-related deaths since 2010 = **-5%**



Incidence:prevalence ratio = **0.05**



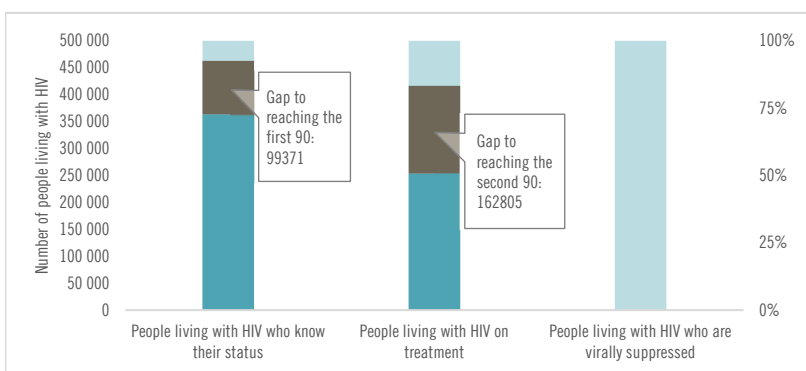
KEY POPULATIONS

	Sex workers	Gay men and other men who have sex with men	People who inject drugs	Transgender people	Prisoners
Estimated size of population	21 124	10 741	27 782
HIV prevalence	24.3%	3.96%
Know their HIV status	...	67.3%
Antiretroviral therapy coverage
Condom use	96%	77.9%
Coverage of HIV prevention programmes
Avoidance of health care because of stigma and discrimination	...	13.5%

HIV COMORBIDITIES

Estimated number of incident tuberculosis cases among people living with HIV (2016)	16 000 [10 000–24 000]
Proportion of people living with HIV newly enrolled in HIV care with active tuberculosis (2016)	...
Cervical cancer screening of women living with HIV	...
Proportion of people coinfecting with HIV and hepatitis B virus receiving combined treatment	...
Proportion of people coinfecting with HIV and hepatitis C virus starting hepatitis C treatment	...

HIV TESTING AND TREATMENT CASCADE



All ages	71% [59–82%]	49% [41–57%]	...% [...–...%]
Children (0–14)	...% [...–...%]	25% [18–30%]	...% [...–...%]
Women (15+)	81% [69–94%]	56% [47–65%]	...% [...–...%]
Men (15+)	62% [51–74%]	43% [35–51%]	...% [...–...%]

Is antiretroviral therapy provided in community settings (such as outside health facilities) for people who are stable on antiretroviral therapy? **Yes**

ELIMINATION OF MOTHER-TO-CHILD TRANSMISSION

	2010	2017
Percentage of pregnant women living with HIV accessing antiretroviral medicines	42% [31–51%]	77% [60–93%]
Early infant diagnosis	20% [16–26%]	51% [42–66%]

HIV PREVENTION

Knowledge of HIV prevention among young people aged 15–24 years (2014)	
— Women	32%
— Men	41.2%
Condom use at last higher-risk sex (with a non-marital, non-cohabiting partner)	
— Women	...
— Men	...
Women aged 15–49 years who have their demand for family planning satisfied by modern methods (2014)	21%
Men aged 15–49 years who are circumcised	Not applicable
Male circumcisions performed according to national standards	Not applicable
People who received PrEP at least once during the reporting period (2017)	...

Harm reduction

— Use of sterile injecting equipment at last injection	...
— Needles and syringes distributed per person who injects	...
— Coverage of opioid substitution therapy	...
— Naloxone available (2016)	...
— Safe injection rooms available (2016)	...

EPIDEMIC ESTIMATES

	2005	2010	2017
New HIV infections			
New HIV infections (all ages)	8700 [7600–11 000]	9500 [8000–11 000]	7700 [5900–10 000]
New HIV infections (0–14)	2300 [1700–3000]	1600 [1200–2100]	1100 [780–1400]
New HIV infections (women, 15+)	3700 [3000–4500]	4500 [3700–5500]	3800 [2900–5000]
New HIV infections (men, 15+)	2700 [2200–3400]	3300 [2700–4200]	2800 [2100–3900]
HIV incidence per 1000 population	2.25 [1.94–2.72]	2.24 [1.87–2.73]	1.71 [1.3–2.31]
AIDS-related deaths			
AIDS-related deaths (all ages)	15 000 [12 000–17 000]	9200 [7800–11 000]	5200 [4200–6600]
AIDS-related deaths (0–14)	1900 [1400–2300]	1300 [910–1600]	700 [<500–940]
AIDS-related deaths (women, 15+)	7100 [5900–8200]	4500 [3800–5300]	2200 [1700–2800]
AIDS-related deaths (men, 15+)	5600 [4800–6700]	3400 [2900–4100]	2300 [1900–3000]
People living with HIV			
People living with HIV (all ages)	160 000 [130 000–190 000]	130 000 [110 000–160 000]	110 000 [96 000–130 000]
People living with HIV (0–14)	15 000 [12 000–18 000]	13 000 [9900–16 000]	8900 [6700–11 000]
People living with HIV (women, 15+)	82 000 [70 000–99 000]	69 000 [58 000–82 000]	61 000 [52 000–72 000]
People living with HIV (men, 15+)	60 000 [50 000–72 000]	50 000 [41 000–59 000]	43 000 [35 000–52 000]

LAWS AND POLICIES

Laws criminalizing the transmission of, non-disclosure of or exposure to HIV transmission	Yes
Criminalization of sex work among consenting adults	Sex work is not subject to punitive regulations or is not criminalized
Criminalization of same-sex sexual acts	No specific legislation
Drug use or possession for personal use is an offence	Drug use or consumption is a specific offence in law
Criminalization of transgender people	Neither criminalized nor prosecuted
Laws or policies restricting the entry, stay and residence of people living with HIV	No
Parental consent for adolescents to access HIV testing	Yes, for adolescents younger than 14 years
Spousal consent for married women to access sexual and reproductive health services	No
Mandatory HIV testing for marriage, work or residence permits or for certain groups	Yes

STIGMA AND DISCRIMINATION

Percentage of women and men aged 15–49 years who report discriminatory attitudes towards people living with HIV

Percentage of people living with HIV denied health services because of their HIV status in the last 12 months

Percentage of people living with HIV who reported a health-care professional told others about their HIV status without their consent

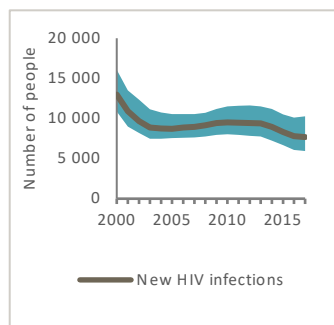
VIOLENCE

Proportion of ever-married or partnered women aged 15–49 years who experienced physical or sexual violence from a male intimate partner in the past 12 months

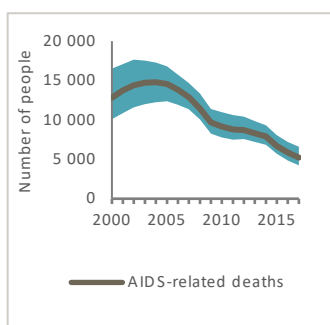
EXPENDITURES

	Financing sources					Total
	Domestic private	Domestic public	International: PEPFAR	International: Global Fund	International: all others	
Last available report: 2011	...	US\$ 1 892 102	...	US\$ 6 189 238	US\$ 764 633	US\$ 15 784 564

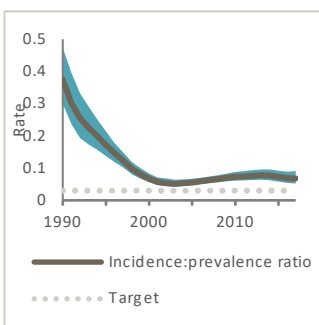
EPIDEMIC TRANSITION METRICS



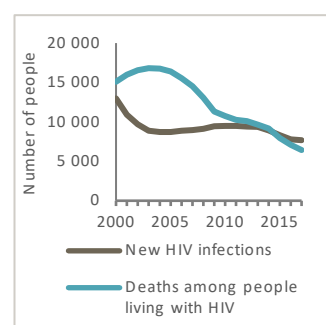
Change in new HIV infections since 2010 = **-19%**



Change in AIDS-related deaths since 2010 = **-43%**



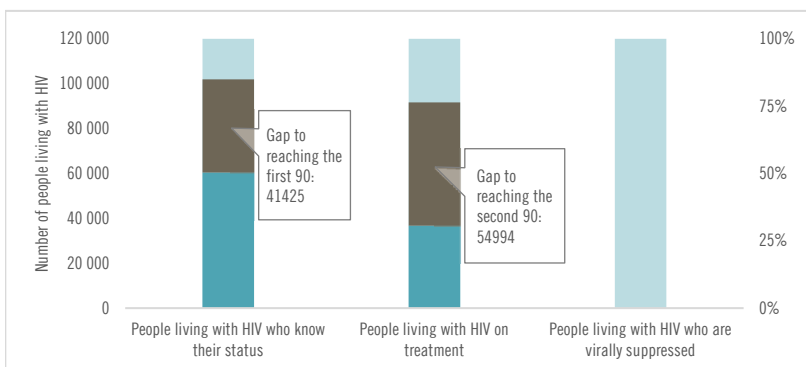
Incidence:prevalence ratio = **0.07**



KEY POPULATIONS

	Sex workers	Gay men and other men who have sex with men	People who inject drugs	Transgender people	Prisoners
Estimated size of population	3 899	832
HIV prevalence	9.2%	6.1%	3.6%
Know their HIV status
Antiretroviral therapy coverage
Condom use	91.6%	48%
Coverage of HIV prevention programmes
Avoidance of health care because of stigma and discrimination

HIV TESTING AND TREATMENT CASCADE



All ages	53% [45–63%]	32% [27–38%]	...% [...–...%]
Children (0–14)	38% [28–46%]	25% [19–30%]	...% [...–...%]
Women (15+)	66% [56–78%]	39% [34–46%]	...% [...–...%]
Men (15+)	39% [32–47%]	24% [20–29%]	...% [...–...%]

Is antiretroviral therapy provided in community settings (such as outside health facilities) for people who are stable on antiretroviral therapy? **No**

ELIMINATION OF MOTHER-TO-CHILD TRANSMISSION

	2010	2017
Percentage of pregnant women living with HIV accessing antiretroviral medicines	34% [26–41%]	56% [44–69%]
Early infant diagnosis	1% [1–1%]	23% [19–29%]

HIV COMORBIDITIES

Estimated number of incident tuberculosis cases among people living with HIV (2016)	6200 [3300–9900]
Proportion of people living with HIV newly enrolled in HIV care with active tuberculosis (2016)	...
Cervical cancer screening of women living with HIV	...
Proportion of people coinfecting with HIV and hepatitis B virus receiving combined treatment	...
Proportion of people coinfecting with HIV and hepatitis C virus starting hepatitis C treatment	...

HIV PREVENTION

Knowledge of HIV prevention among young people aged 15–24 years	...
— Women	...
— Men	...
Condom use at last higher-risk sex (with a non-marital, non-cohabiting partner)	...
— Women	...
— Men	...
Women aged 15–49 years who have their demand for family planning satisfied by modern methods	...
Men aged 15–49 years who are circumcised	...
Male circumcisions performed according to national standards	...
People who received PrEP at least once during the reporting period (2017)	...
Harm reduction	...
— Use of sterile injecting equipment at last injection	...
— Needles and syringes distributed per person who injects	...
— Coverage of opioid substitution therapy	...
— Naloxone available (2016)	No
— Safe injection rooms available (2016)	No

EPIDEMIC ESTIMATES

	2005	2010	2017
New HIV infections			
New HIV infections (all ages)	8500 [6900–10 000]	6300 [4800–7700]	5800 [3600–7700]
New HIV infections (0–14)	2400 [1700–3100]	2000 [1300–2500]	1300 [780–1900]
New HIV infections (women, 15+)	3600 [2900–4400]	2600 [1800–3200]	2700 [1500–3600]
New HIV infections (men, 15+)	2400 [1900–3100]	1800 [1200–2200]	1800 [1100–2400]
HIV incidence per 1000 population	0.88 [0.72–1.07]	0.56 [0.42–0.67]	0.41 [0.26–0.54]
AIDS-related deaths			
AIDS-related deaths (all ages)	7400 [5900–9200]	3700 [2700–4900]	3100 [1800–4300]
AIDS-related deaths (0–14)	1600 [1100–1900]	1500 [1100–1900]	850 [<500–1100]
AIDS-related deaths (women, 15+)	3400 [2700–4300]	1200 [810–1700]	1100 [600–1700]
AIDS-related deaths (men, 15+)	2400 [1900–3200]	970 [650–1300]	1100 [670–1500]
People living with HIV			
People living with HIV (all ages)	100 000 [82 000–120 000]	110 000 [86 000–130 000]	110 000 [94 000–140 000]
People living with HIV (0–14)	12 000 [8300–15 000]	14 000 [10 000–16 000]	12 000 [8700–15 000]
People living with HIV (women, 15+)	54 000 [43 000–65 000]	55 000 [45 000–67 000]	62 000 [52 000–74 000]
People living with HIV (men, 15+)	36 000 [29 000–44 000]	37 000 [30 000–44 000]	40 000 [32 000–48 000]

LAWS AND POLICIES

Laws criminalizing the transmission of, non-disclosure of or exposure to HIV transmission
Criminalization of sex work among consenting adults
Criminalization of same-sex sexual acts
Drug use or possession for personal use is an offence
Criminalization of transgender people
Laws or policies restricting the entry, stay and residence of people living with HIV
Parental consent for adolescents to access HIV testing
Spousal consent for married women to access sexual and reproductive health services
Mandatory HIV testing for marriage, work or residence permits or for certain groups

STIGMA AND DISCRIMINATION

	2004	2015
Percentage of women and men aged 15–49 years who report discriminatory attitudes towards people living with HIV	62.8	44.4
Percentage of people living with HIV denied health services because of their HIV status in the last 12 months		
Percentage of people living with HIV who reported a health-care professional told others about their HIV status without their consent		

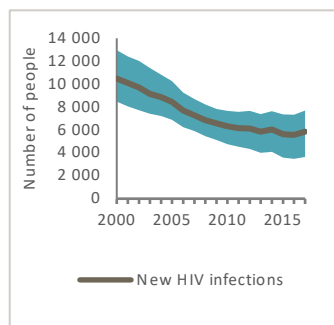
VIOLENCE

Proportion of ever-married or partnered women aged 15–49 years who experienced physical or sexual violence from a male intimate partner in the past 12 months	2015	17.5
---	------	------

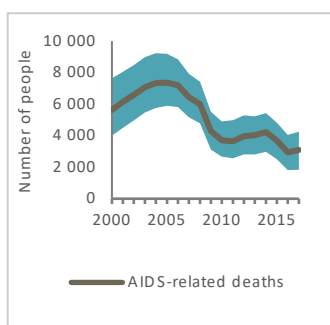
EXPENDITURES

	Financing sources					Total
	Domestic private	Domestic public	International: PEPFAR	International: Global Fund	International: all others	
Last available report: 2013	US\$ 123 770	US\$ 4 622 591	...	US\$ 7 037 322	US\$ 2 509 164	US\$ 17 632 654

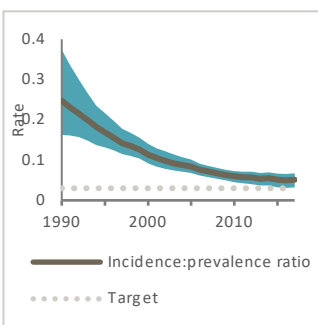
EPIDEMIC TRANSITION METRICS



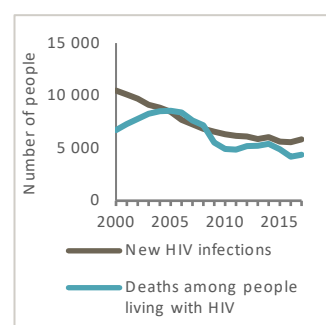
Change in new HIV infections since 2010 = **-8%**



Change in AIDS-related deaths since 2010 = **-16%**



Incidence:prevalence ratio = **0.05**



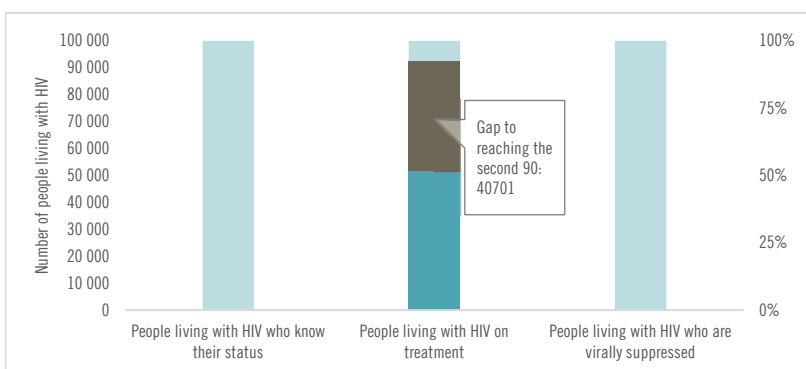
KEY POPULATIONS

	Sex workers	Gay men and other men who have sex with men	People who inject drugs	Transgender people	Prisoners
Estimated size of population	1 171
HIV prevalence
Know their HIV status
Antiretroviral therapy coverage
Condom use
Coverage of HIV prevention programmes
Avoidance of health care because of stigma and discrimination

HIV COMORBIDITIES

Estimated number of incident tuberculosis cases among people living with HIV (2016)	2800 [1800–4000]
Proportion of people living with HIV newly enrolled in HIV care with active tuberculosis (2016)	...
Cervical cancer screening of women living with HIV	...
Proportion of people coinfecting with HIV and hepatitis B virus receiving combined treatment	...
Proportion of people coinfecting with HIV and hepatitis C virus starting hepatitis C treatment	...

HIV TESTING AND TREATMENT CASCADE



All ages	...% [...-...%]	45% [37–54%]	...% [...-...%]
Children (0–14)	...% [...-...%]	18% [13–22%]	...% [...-...%]
Women (15+)	...% [...-...%]	55% [46–66%]	...% [...-...%]
Men (15+)	...% [...-...%]	39% [31–46%]	...% [...-...%]

Is antiretroviral therapy provided in community settings (such as outside health facilities) for people who are stable on antiretroviral therapy?	...
---	-----

ELIMINATION OF MOTHER-TO-CHILD TRANSMISSION

	2010	2017
Percentage of pregnant women living with HIV accessing antiretroviral medicines	21% [15–26%]	68% [52–83%]
Early infant diagnosis	3% [3–4%]	5% [4–6%]

HIV PREVENTION

Knowledge of HIV prevention among young people aged 15–24 years (2014)	
— Women	11.2%
— Men	15.4%
Condom use at last higher-risk sex (with a non-marital, non-cohabiting partner) (2015)	
— Women	31.6%
— Men	39.7%
Women aged 15–49 years who have their demand for family planning satisfied by modern methods (2015)	20.2%
Men aged 15–49 years who are circumcised (2015)	Not applicable
Male circumcisions performed according to national standards	Not applicable
People who received PrEP at least once during the reporting period (2017)	...
Harm reduction	
— Use of sterile injecting equipment at last injection	...
— Needles and syringes distributed per person who injects	...
— Coverage of opioid substitution therapy	...
— Naloxone available (2016)	...
— Safe injection rooms available (2016)	...

EPIDEMIC ESTIMATES

	2005	2010	2017
New HIV infections			
New HIV infections (all ages)	6500 [5000–7500]	7200 [6000–8300]	7900 [6800–9100]
New HIV infections (0–14)	1500 [1000–1900]	1600 [1100–2000]	1700 [1200–2200]
New HIV infections (women, 15+)	3300 [2500–3900]	3800 [3200–4300]	4100 [3500–4800]
New HIV infections (men, 15+)	1700 [1300–2100]	1900 [1600–2300]	2100 [1800–2600]
HIV incidence per 1000 population	1.84 [1.42–2.13]	1.75 [1.45–2]	1.59 [1.36–1.84]
AIDS-related deaths			
AIDS-related deaths (all ages)	6600 [5700–7400]	4600 [3700–5500]	4900 [3900–5800]
AIDS-related deaths (0–14)	1100 [770–1400]	1000 [640–1400]	1200 [770–1500]
AIDS-related deaths (women, 15+)	3400 [2900–3800]	2400 [2000–2800]	2300 [1800–2800]
AIDS-related deaths (men, 15+)	2000 [1800–2300]	1100 [870–1400]	1400 [1200–1700]
People living with HIV			
People living with HIV (all ages)	77 000 [64 000–90 000]	84 000 [68 000–98 000]	100 000 [85 000–110 000]
People living with HIV (0–14)	8000 [5300–10 000]	8100 [5500–10 000]	9100 [6400–11 000]
People living with HIV (women, 15+)	46 000 [38 000–54 000]	51 000 [41 000–59 000]	61 000 [52 000–70 000]
People living with HIV (men, 15+)	23 000 [19 000–27 000]	26 000 [21 000–30 000]	30 000 [25 000–34 000]

LAWS AND POLICIES

Laws criminalizing the transmission of, non-disclosure of or exposure to HIV transmission	...
Criminalization of sex work among consenting adults	...
Criminalization of same-sex sexual acts	...
Drug use or possession for personal use is an offence	...
Criminalization of transgender people	...
Laws or policies restricting the entry, stay and residence of people living with HIV	...
Parental consent for adolescents to access HIV testing	...
Spousal consent for married women to access sexual and reproductive health services	...
Mandatory HIV testing for marriage, work or residence permits or for certain groups	...

STIGMA AND DISCRIMINATION

Percentage of women and men aged 15–49 years who report discriminatory attitudes towards people living with HIV	2005 44.9
Percentage of people living with HIV denied health services because of their HIV status in the last 12 months	2015 6.0518732
Percentage of people living with HIV who reported a health-care professional told others about their HIV status without their consent	2015 17.867435

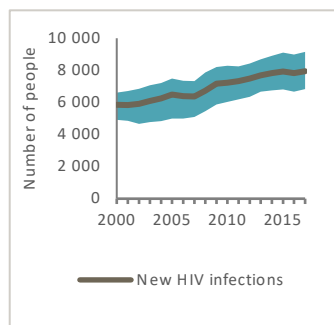
VIOLENCE

Proportion of ever-married or partnered women aged 15–49 years who experienced physical or sexual violence from a male intimate partner in the past 12 months

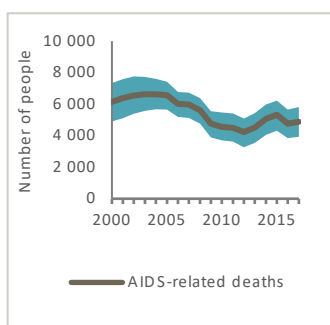
EXPENDITURES

	Financing sources					Total
	Domestic private	Domestic public	International: PEPFAR	International: Global Fund	International: all others	
Last available report: 2010	...	US\$ 8 104 228	...	US\$ 6 354 280	US\$ 1 676 938	US\$ 16 472 586

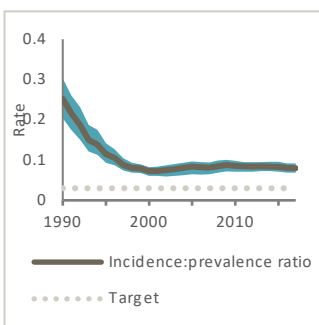
EPIDEMIC TRANSITION METRICS



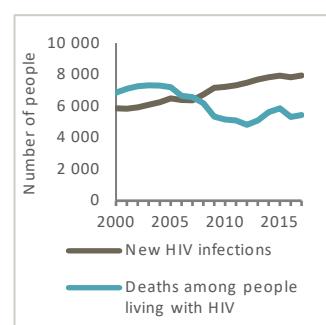
Change in new HIV infections since 2010 = 10%



Change in AIDS-related deaths since 2010 = 7%



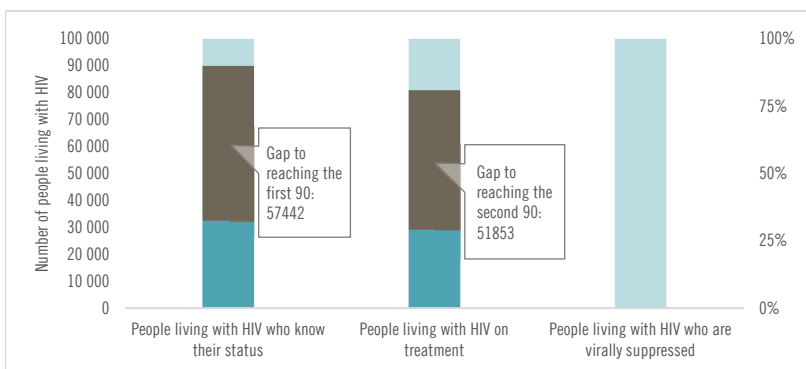
Incidence:prevalence ratio = 0.08



KEY POPULATIONS

	Sex workers	Gay men and other men who have sex with men	People who inject drugs	Transgender people	Prisoners
Estimated size of population	9 665	1 271	411
HIV prevalence
Know their HIV status
Antiretroviral therapy coverage
Condom use	...	52.3%
Coverage of HIV prevention programmes
Avoidance of health care because of stigma and discrimination

HIV TESTING AND TREATMENT CASCADE



All ages	32% [28–37%]	29% [25–33%]	...% [...–...%]
Children (0–14)	19% [14–24%]	18% [13–23%]	...% [...–...%]
Women (15+)	32% [27–37%]	31% [26–35%]	...% [...–...%]
Men (15+)	37% [31–42%]	29% [24–33%]	...% [...–...%]

Is antiretroviral therapy provided in community settings (such as outside health facilities) for people who are stable on antiretroviral therapy? ...

ELIMINATION OF MOTHER-TO-CHILD TRANSMISSION

	2010	2017
Percentage of pregnant women living with HIV accessing antiretroviral medicines	11% [8–14%]	11% [8–14%]
Early infant diagnosis	7% [5–10%]	3% [3–5%]

HIV COMORBIDITIES

Estimated number of incident tuberculosis cases among people living with HIV (2016)	5100 [2600–8400]
Proportion of people living with HIV newly enrolled in HIV care with active tuberculosis (2016)	...
Cervical cancer screening of women living with HIV	...
Proportion of people coinfectd with HIV and hepatitis B virus receiving combined treatment	...
Proportion of people coinfectd with HIV and hepatitis C virus starting hepatitis C treatment	...

HIV PREVENTION

Knowledge of HIV prevention among young people aged 15–24 years (2015)	
— Women	26.7%
— Men	45.3%
Condom use at last higher-risk sex (with a non-marital, non-cohabiting partner)	
— Women	...
— Men	...
Women aged 15–49 years who have their demand for family planning satisfied by modern methods (2012)	38%
Men aged 15–49 years who are circumcised	Not applicable
Male circumcisions performed according to national standards	Not applicable
People who received PrEP at least once during the reporting period (2017)	...

Harm reduction

- Use of sterile injecting equipment at last injection ...
- Needles and syringes distributed per person who injects ...
- Coverage of opioid substitution therapy ...
- Naloxone available (2016) ...
- Safe injection rooms available (2016) ...

EPIDEMIC ESTIMATES

	2005	2010	2017
New HIV infections			
New HIV infections (all ages)	28 000 [12 000–52 000]	29 000 [13 000–54 000]	30 000 [13 000–56 000]
New HIV infections (0–14)	9700 [3700–19 000]	6800 [2600–13 000]	3800 [1500–7500]
New HIV infections (women, 15+)	9200 [4000–17 000]	11 000 [4900–21 000]	13 000 [5800–25 000]
New HIV infections (men, 15+)	8900 [3900–17 000]	11 000 [4800–20 000]	13 000 [5600–24 000]
HIV incidence per 1000 population	1.61 [0.69–3.04]	1.52 [0.65–2.86]	1.29 [0.55–2.43]
AIDS-related deaths			
AIDS-related deaths (all ages)	55 000 [33 000–83 000]	35 000 [21 000–53 000]	24 000 [15 000–37 000]
AIDS-related deaths (0–14)	7600 [4200–12 000]	5500 [3000–8800]	3100 [1700–4900]
AIDS-related deaths (women, 15+)	24 000 [14 000–37 000]	15 000 [8700–24 000]	8700 [5000–14 000]
AIDS-related deaths (men, 15+)	24 000 [15 000–35 000]	14 000 [8800–21 000]	13 000 [7700–18 000]
People living with HIV			
People living with HIV (all ages)	630 000 [440 000–870 000]	520 000 [370 000–720 000]	500 000 [350 000–690 000]
People living with HIV (0–14)	57 000 [35 000–80 000]	50 000 [31 000–70 000]	38 000 [24 000–54 000]
People living with HIV (women, 15+)	310 000 [220 000–430 000]	260 000 [180 000–360 000]	270 000 [190 000–370 000]
People living with HIV (men, 15+)	260 000 [170 000–370 000]	210 000 [140 000–300 000]	190 000 [130 000–270 000]

LAWS AND POLICIES

Laws criminalizing the transmission of, non-disclosure of or exposure to HIV transmission	Yes
Criminalization of sex work among consenting adults	Other punitive regulation of sex work
Criminalization of same-sex sexual acts	No specific legislation
Drug use or possession for personal use is an offence	...
Criminalization of transgender people	Neither criminalized nor prosecuted
Laws or policies restricting the entry, stay and residence of people living with HIV	No
Parental consent for adolescents to access HIV testing	Yes, for adolescents younger than 16 years
Spousal consent for married women to access sexual and reproductive health services	No
Mandatory HIV testing for marriage, work or residence permits or for certain groups	No

STIGMA AND DISCRIMINATION

Percentage of women and men aged 15–49 years who report discriminatory attitudes towards people living with HIV	2005 50
Percentage of people living with HIV denied health services because of their HIV status in the last 12 months	2016 2.4
Percentage of people living with HIV who reported a health-care professional told others about their HIV status without their consent	2016 3.4

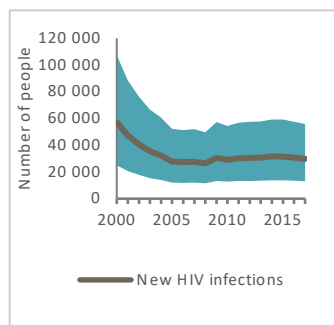
VIOLENCE

Proportion of ever-married or partnered women aged 15–49 years who experienced physical or sexual violence from a male intimate partner in the past 12 months	2012 22
---	------------

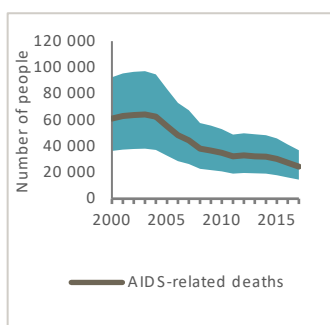
EXPENDITURES

	Financing sources					Total
	Domestic private	Domestic public	International: PEPFAR	International: Global Fund	International: all others	
Last available report: 2013	US\$ 807 455	US\$ 13 736 337	US\$ 78 857 391	US\$ 5 994 103	US\$ 4 460 230	US\$ 103 855 516

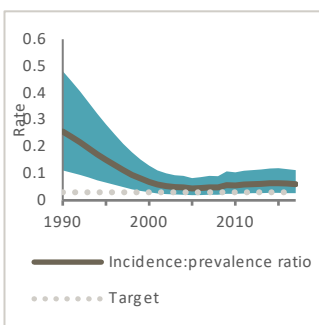
EPIDEMIC TRANSITION METRICS



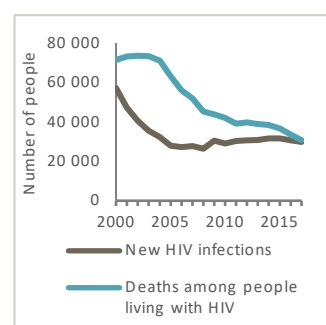
Change in new HIV infections since 2010 = 3%



Change in AIDS-related deaths since 2010 = -30%



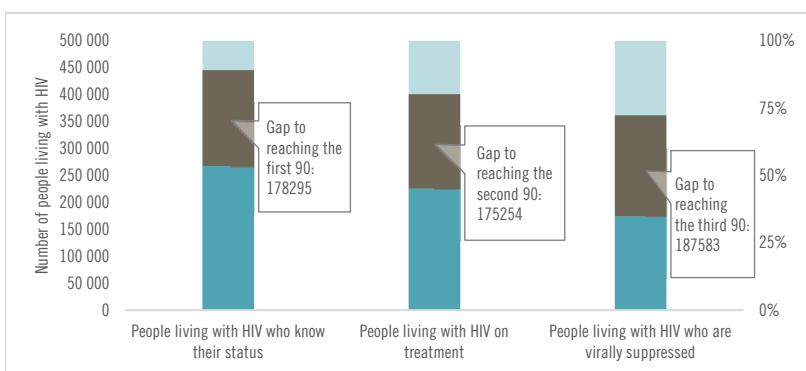
Incidence:prevalence ratio = 0.06



KEY POPULATIONS

	Sex workers	Gay men and other men who have sex with men	People who inject drugs	Transgender people	Prisoners
Estimated size of population	9 211	29 549	120	...	17 823
HIV prevalence	12.2%	12.33%	5.3%	...	1.2%
Know their HIV status	...	13.3%	22.8%
Antiretroviral therapy coverage	24%	11.1%	96.8%
Condom use	93.8%	75.05%	50.4%
Coverage of HIV prevention programmes	96.2%	18.4%	...	96.2%	...
Avoidance of health care because of stigma and discrimination	23.3%	15.8%

HIV TESTING AND TREATMENT CASCADE



	54% [38–75%]	46% [32–63%]	35% [25–49%]
All ages			
Children (0–14)	...% [...–...%]	27% [17–38%]	21% [13–29%]
Women (15+)	66% [46–91%]	60% [42–82%]	46% [32–63%]
Men (15+)	42% [28–60%]	29% [20–42%]	23% [15–32%]

Is antiretroviral therapy provided in community settings (such as outside health facilities) for people who are stable on antiretroviral therapy? No

ELIMINATION OF MOTHER-TO-CHILD TRANSMISSION

	2010	2017
Percentage of pregnant women living with HIV accessing antiretroviral medicines	41% [26–60%]	70% [45–>95%]
Early infant diagnosis	22% [15–34%]	40% [27–62%]

HIV COMORBIDITIES

Estimated number of incident tuberculosis cases among people living with HIV (2016)	7900 [5000–11 000]
Proportion of people living with HIV newly enrolled in HIV care with active tuberculosis (2016)	4.9%
Cervical cancer screening of women living with HIV (survey data) (2012)	10%
Proportion of people coinfecting with HIV and hepatitis B virus receiving combined treatment	...
Proportion of people coinfecting with HIV and hepatitis C virus starting hepatitis C treatment	...

HIV PREVENTION

Knowledge of HIV prevention among young people aged 15–24 years (2015)	
— Women	24%
— Men	33%
Condom use at last higher-risk sex (with a non-marital, non-cohabiting partner) (2016)	
— Women	30.4%
— Men	41.8%
Women aged 15–49 years who have their demand for family planning satisfied by modern methods (2016)	33.7%
Men aged 15–49 years who are circumcised	Not applicable
Male circumcisions performed according to national standards	Not applicable
People who received PrEP at least once during the reporting period (2017)	...

Harm reduction

— Use of sterile injecting equipment at last injection (2016)	0%
— Needles and syringes distributed per person who injects	...
— Coverage of opioid substitution therapy	...
— Naloxone available (2016)	No
— Safe injection rooms available (2016)	No

EPIDEMIC ESTIMATES

	2005	2010	2017
New HIV infections			
New HIV infections (all ages)	39 000 [32 000–46 000]	23 000 [17 000–30 000]	15 000 [8200–23 000]
New HIV infections (0–14)	13 000 [9800–16 000]	9800 [6800–12 000]	4800 [2500–7100]
New HIV infections (women, 15+)	19 000 [15 000–23 000]	9900 [6600–13 000]	7600 [3800–12 000]
New HIV infections (men, 15+)	6400 [5200–8400]	3400 [2300–4700]	2600 [1300–4200]
HIV incidence per 1000 population	0.66 [0.54–0.79]	0.33 [0.24–0.44]	0.17 [0.09–0.27]
AIDS-related deaths			
AIDS-related deaths (all ages)	46 000 [41 000–51 000]	40 000 [33 000–45 000]	17 000 [9600–25 000]
AIDS-related deaths (0–14)	9600 [7300–11 000]	8000 [5900–9600]	3400 [2000–4800]
AIDS-related deaths (women, 15+)	26 000 [22 000–29 000]	23 000 [20 000–26 000]	11 000 [5400–15 000]
AIDS-related deaths (men, 15+)	11 000 [9600–13 000]	8300 [6800–9700]	3400 [2000–5000]
People living with HIV			
People living with HIV (all ages)	580 000 [480 000–650 000]	490 000 [380 000–580 000]	390 000 [310 000–470 000]
People living with HIV (0–14)	72 000 [57 000–81 000]	70 000 [54 000–80 000]	51 000 [35 000–63 000]
People living with HIV (women, 15+)	370 000 [300 000–420 000]	300 000 [230 000–370 000]	250 000 [190 000–300 000]
People living with HIV (men, 15+)	140 000 [110 000–160 000]	110 000 [86 000–140 000]	95 000 [76 000–110 000]

LAWS AND POLICIES

Laws criminalizing the transmission of, non-disclosure of or exposure to HIV transmission	...
Criminalization of sex work among consenting adults	...
Criminalization of same-sex sexual acts	...
Drug use or possession for personal use is an offence	...
Criminalization of transgender people	...
Laws or policies restricting the entry, stay and residence of people living with HIV	...
Parental consent for adolescents to access HIV testing	...
Spousal consent for married women to access sexual and reproductive health services	...
Mandatory HIV testing for marriage, work or residence permits or for certain groups	...

STIGMA AND DISCRIMINATION

Percentage of women and men aged 15–49 years who report discriminatory attitudes towards people living with HIV	2007	53.9
Percentage of people living with HIV denied health services because of their HIV status in the last 12 months	2012	6.1
Percentage of people living with HIV who reported a health-care professional told others about their HIV status without their consent	2012	9.9

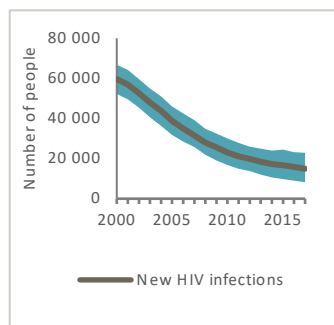
VIOLENCE

Proportion of ever-married or partnered women aged 15–49 years who experienced physical or sexual violence from a male intimate partner in the past 12 months	2007	2014
	59.3	36.8

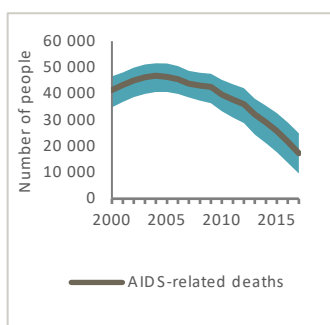
EXPENDITURES

	Financing sources					Total
	Domestic private	Domestic public	International: PEPFAR	International: Global Fund	International: all others	
Last available report: 2014	US\$ 97 139 495	US\$ 97 139 495

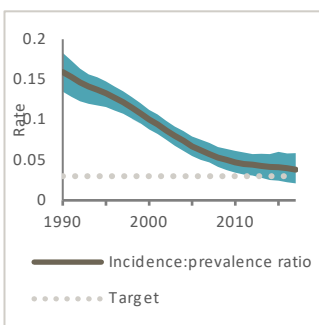
EPIDEMIC TRANSITION METRICS



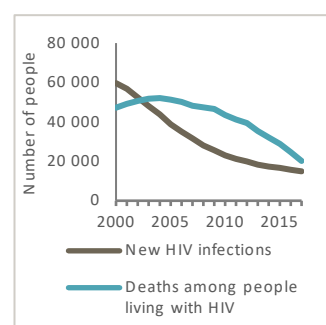
Change in new HIV infections since 2010 = **-35%**



Change in AIDS-related deaths since 2010 = **-56%**



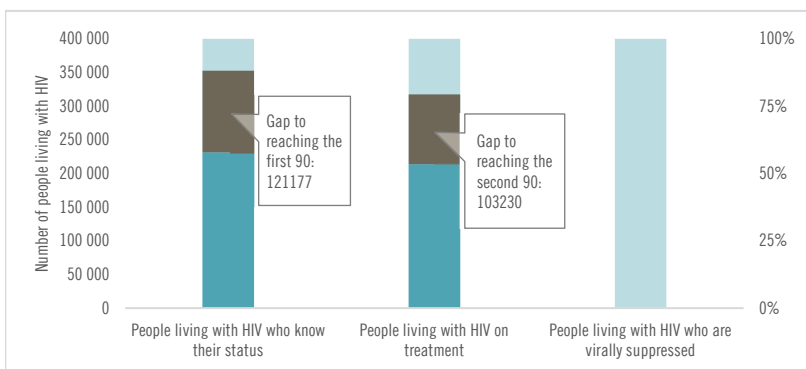
Incidence:prevalence ratio = **0.04**



KEY POPULATIONS

	Sex workers	Gay men and other men who have sex with men	People who inject drugs	Transgender people	Prisoners
Estimated size of population	55 905	30 764	3 451
HIV prevalence	...	3.3%	5.9%	7.9%	1%
Know their HIV status
Antiretroviral therapy coverage
Condom use	...	77.4%	60%
Coverage of HIV prevention programmes
Avoidance of health care because of stigma and discrimination

HIV TESTING AND TREATMENT CASCADE



All ages	59% [46–71%]	55% [43–66%]	...% [...–...%]
Children (0–14)	...% [...–...%]	34% [24–42%]	...% [...–...%]
Women (15+)	62% [49–75%]	55% [43–66%]	...% [...–...%]
Men (15+)	...% [...–...%]	64% [51–75%]	...% [...–...%]

Is antiretroviral therapy provided in community settings (such as outside health facilities) for people who are stable on antiretroviral therapy? ...

ELIMINATION OF MOTHER-TO-CHILD TRANSMISSION

	2010	2017
Percentage of pregnant women living with HIV accessing antiretroviral medicines	7% [5–9%]	59% [44–74%]
Early infant diagnosis	3% [2–4%]	34% [27–46%]

HIV COMORBIDITIES

Estimated number of incident tuberculosis cases among people living with HIV (2016)	...
Proportion of people living with HIV newly enrolled in HIV care with active tuberculosis (2016)	...
Cervical cancer screening of women living with HIV	...
Proportion of people coinfecting with HIV and hepatitis B virus receiving combined treatment	...
Proportion of people coinfecting with HIV and hepatitis C virus starting hepatitis C treatment	...

HIV PREVENTION

Knowledge of HIV prevention among young people aged 15–24 years (2014)	
— Women	18.6%
— Men	24.9%
Condom use at last higher-risk sex (with a non-marital, non-cohabiting partner) (2014)	
— Women	22.6%
— Men	30.7%
Women aged 15–49 years who have their demand for family planning satisfied by modern methods (2014)	19.5%
Men aged 15–49 years who are circumcised	Not applicable
Male circumcisions performed according to national standards	Not applicable
People who received PrEP at least once during the reporting period (2017)	...

Harm reduction	
— Use of sterile injecting equipment at last injection (2015)	22%
— Needles and syringes distributed per person who injects (2015)	0.7
— Coverage of opioid substitution therapy	...
— Naloxone available (2016)	...
— Safe injection rooms available (2016)	...

EPIDEMIC ESTIMATES

	2005	2010	2017
New HIV infections			
New HIV infections (all ages)	2800 [2300–3400]	3700 [3000–4600]	4100 [2800–6400]
New HIV infections (0–14)	<500 [<500– <500]	530 [<500–650]	540 [<500–770]
New HIV infections (women, 15+)	1300 [1100–1600]	1600 [1300–2000]	1700 [1200–2700]
New HIV infections (men, 15+)	1100 [920–1400]	1600 [1300–2000]	1800 [1200–2900]
HIV incidence per 1000 population	3.85 [3.17–4.74]	4.14 [3.38–5.11]	3.45 [2.37–5.46]
AIDS-related deaths			
AIDS-related deaths (all ages)	1100 [820–1500]	1500 [1100–1900]	1900 [1500–2500]
AIDS-related deaths (0–14)	<500 [<200– <500]	<500 [<500– <500]	<500 [<500– <500]
AIDS-related deaths (women, 15+)	<500 [<500–660]	650 [<500–850]	<500 [<500–590]
AIDS-related deaths (men, 15+)	<500 [<500–630]	520 [<500–700]	1200 [950–1500]
People living with HIV			
People living with HIV (all ages)	21 000 [17 000–26 000]	34 000 [29 000–39 000]	53 000 [44 000–68 000]
People living with HIV (0–14)	1500 [1100–1900]	2300 [1800–2800]	3400 [2400–4100]
People living with HIV (women, 15+)	10 000 [8500–13 000]	16 000 [14 000–19 000]	26 000 [22 000–32 000]
People living with HIV (men, 15+)	9300 [7600–11 000]	15 000 [13 000–18 000]	24 000 [20 000–32 000]

LAWS AND POLICIES

Laws criminalizing the transmission of, non-disclosure of or exposure to HIV transmission	Yes
Criminalization of sex work among consenting adults	Sex work is not subject to punitive regulations or is not criminalized
Criminalization of same-sex sexual acts	No specific legislation
Drug use or possession for personal use is an offence	Drug use or consumption is a specific offence in law
Criminalization of transgender people	Neither criminalized nor prosecuted
Laws or policies restricting the entry, stay and residence of people living with HIV	No
Parental consent for adolescents to access HIV testing	Yes, for adolescents younger than 16 years
Spousal consent for married women to access sexual and reproductive health services	No
Mandatory HIV testing for marriage, work or residence permits or for certain groups	No

STIGMA AND DISCRIMINATION

Percentage of women and men aged 15–49 years who report discriminatory attitudes towards people living with HIV

Percentage of people living with HIV denied health services because of their HIV status in the last 12 months

Percentage of people living with HIV who reported a health-care professional told others about their HIV status without their consent

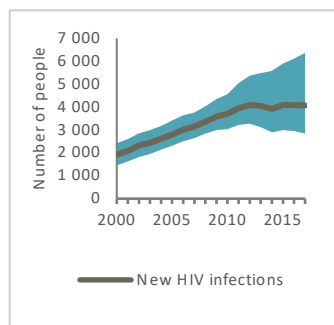
VIOLENCE

Proportion of ever-married or partnered women aged 15–49 years who experienced physical or sexual violence from a male intimate partner in the past 12 months

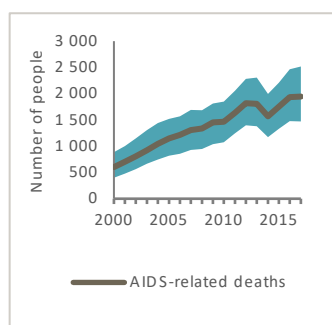
EXPENDITURES

	Financing sources					Total
	Domestic private	Domestic public	International: PEPFAR	International: Global Fund	International: all others	
Last available report: 2013	US\$ 260 066	US\$ 7 844 051	US\$ 132 193	US\$ 8 715 789

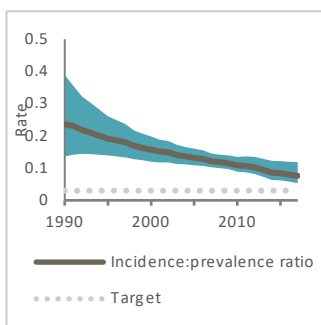
EPIDEMIC TRANSITION METRICS



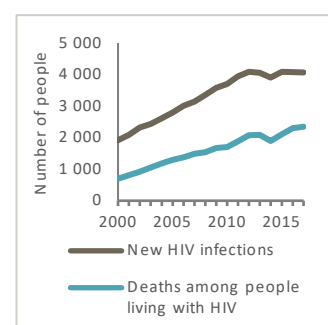
Change in new HIV infections since 2010 = 10%



Change in AIDS-related deaths since 2010 = 33%



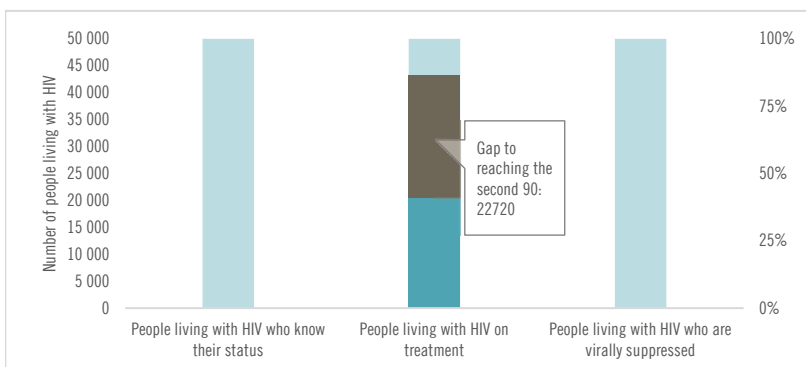
Incidence:prevalence ratio = 0.08



KEY POPULATIONS

	Sex workers	Gay men and other men who have sex with men	People who inject drugs	Transgender people	Prisoners
Estimated size of population	5 791
HIV prevalence
Know their HIV status
Antiretroviral therapy coverage
Condom use
Coverage of HIV prevention programmes
Avoidance of health care because of stigma and discrimination

HIV TESTING AND TREATMENT CASCADE



	...	38%	...
All ages	[...-...%]	[32-49%]	[...-...%]
Children (0-14)	[...-...%]	[12-21%]	[...-...%]
Women (15+)	[...-...%]	[50-74%]	[...-...%]
Men (15+)	[...-...%]	[16-27%]	[...-...%]

Is antiretroviral therapy provided in community settings (such as outside health facilities) for people who are stable on antiretroviral therapy? Yes

ELIMINATION OF MOTHER-TO-CHILD TRANSMISSION

	2010	2017
Percentage of pregnant women living with HIV accessing antiretroviral medicines	17% [13-20%]	64% [49-82%]
Early infant diagnosis	...% [...-...%]	...% [...-...%]

HIV COMORBIDITIES

Estimated number of incident tuberculosis cases among people living with HIV (2016)	1100 [930-1300]
Proportion of people living with HIV newly enrolled in HIV care with active tuberculosis (2016)	...
Cervical cancer screening of women living with HIV	...
Proportion of people coinfectd with HIV and hepatitis B virus receiving combined treatment	...
Proportion of people coinfectd with HIV and hepatitis C virus starting hepatitis C treatment	...

HIV PREVENTION

Knowledge of HIV prevention among young people aged 15-24 years	...
— Women	...
— Men	...
Condom use at last higher-risk sex (with a non-marital, non-cohabiting partner)	...
— Women	...
— Men	...
Women aged 15-49 years who have their demand for family planning satisfied by modern methods	...
Men aged 15-49 years who are circumcised	Not applicable
Male circumcisions performed according to national standards	Not applicable
People who received PrEP at least once during the reporting period (2017)	...

Harm reduction

— Use of sterile injecting equipment at last injection	...
— Needles and syringes distributed per person who injects	...
— Coverage of opioid substitution therapy	...
— Naloxone available (2016)	No
— Safe injection rooms available (2016)	No

EPIDEMIC ESTIMATES

	2005	2010	2017
New HIV infections			
New HIV infections (all ages)	3100 [2800–3500]	3200 [2800–3700]	3100 [2600–3700]
New HIV infections (0–14)	<500 [<500–580]	<500 [<500–620]	<500 [<500–570]
New HIV infections (women, 15+)	1900 [1600–2100]	1900 [1700–2200]	1900 [1500–2200]
New HIV infections (men, 15+)	740 [640–890]	810 [680–970]	800 [660–1000]
HIV incidence per 1000 population	2.29 [2.04–2.59]	2.06 [1.81–2.36]	1.6 [1.35–1.9]
AIDS-related deaths			
AIDS-related deaths (all ages)	1500 [1200–1800]	1600 [1300–1900]	1300 [960–1700]
AIDS-related deaths (0–14)	<500 [<500– <500]	<500 [<500– <500]	<200 [<200– <500]
AIDS-related deaths (women, 15+)	850 [650–1100]	970 [770–1200]	690 [510–930]
AIDS-related deaths (men, 15+)	<500 [<500– <500]	<500 [<200– <500]	<500 [<500–520]
People living with HIV			
People living with HIV (all ages)	32 000 [28 000–36 000]	42 000 [37 000–48 000]	56 000 [49 000–65 000]
People living with HIV (0–14)	1800 [1500–2100]	2300 [1800–2700]	2900 [2100–3500]
People living with HIV (women, 15+)	21 000 [19 000–24 000]	28 000 [24 000–32 000]	37 000 [33 000–43 000]
People living with HIV (men, 15+)	8600 [7500–10 000]	12 000 [11 000–14 000]	16 000 [14 000–18 000]

LAWS AND POLICIES

Laws criminalizing the transmission of, non-disclosure of or exposure to HIV transmission	No, but prosecutions exist based on general criminal laws
Criminalization of sex work among consenting adults	Selling and buying sexual services is criminalized
Criminalization of same-sex sexual acts	No penalty specified
Drug use or possession for personal use is an offence	Drug use or consumption is a specific offence in law
Criminalization of transgender people	Neither criminalized nor prosecuted
Laws or policies restricting the entry, stay and residence of people living with HIV	No
Parental consent for adolescents to access HIV testing	Yes, for adolescents younger than 14 years
Spousal consent for married women to access sexual and reproductive health services	No
Mandatory HIV testing for marriage, work or residence permits or for certain groups	Yes

STIGMA AND DISCRIMINATION

Percentage of women and men aged 15–49 years who report discriminatory attitudes towards people living with HIV	2012 25.3
Percentage of people living with HIV denied health services because of their HIV status in the last 12 months	2013 13.715711
Percentage of people living with HIV who reported a health-care professional told others about their HIV status without their consent	

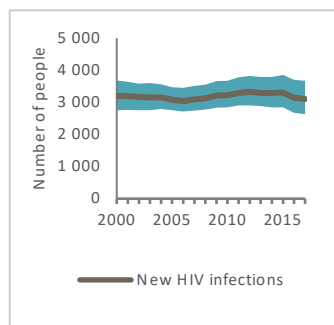
VIOLENCE

Proportion of ever-married or partnered women aged 15–49 years who experienced physical or sexual violence from a male intimate partner in the past 12 months	2012 31.5
---	---------------------

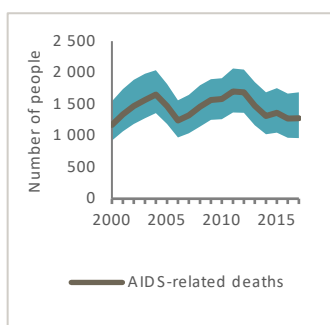
EXPENDITURES

	Financing sources					Total
	Domestic private	Domestic public	International: PEPFAR	International: Global Fund	International: all others	
Last available report: 2014	US\$ 1 190 251	US\$ 4 808 085	US\$ 454 441	US\$ 6 452 777

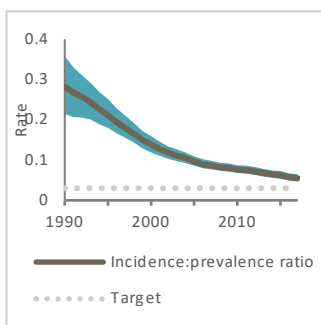
EPIDEMIC TRANSITION METRICS



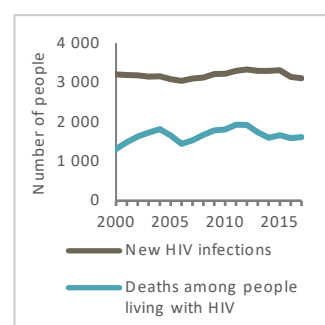
Change in new HIV infections since 2010 = **-4%**



Change in AIDS-related deaths since 2010 = **-19%**



Incidence:prevalence ratio = **0.06**



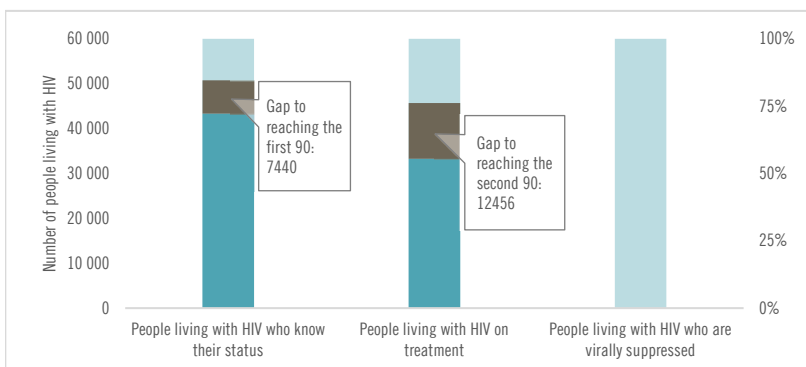
KEY POPULATIONS

	Sex workers	Gay men and other men who have sex with men	People who inject drugs	Transgender people	Prisoners
Estimated size of population	368
HIV prevalence
Know their HIV status
Antiretroviral therapy coverage
Condom use
Coverage of HIV prevention programmes
Avoidance of health care because of stigma and discrimination

HIV COMORBIDITIES

Estimated number of incident tuberculosis cases among people living with HIV (2016)	2000 [1400–2800]
Proportion of people living with HIV newly enrolled in HIV care with active tuberculosis (2016)	5.6%
Cervical cancer screening of women living with HIV	...
Proportion of people coinfecting with HIV and hepatitis B virus receiving combined treatment (2017)	100%
Proportion of people coinfecting with HIV and hepatitis C virus starting hepatitis C treatment	...

HIV TESTING AND TREATMENT CASCADE



All ages	77% [67–88%]	59% [52–67%]	...% [...–...%]
Children (0–14)	...% [...–...%]	50% [36–60%]	...% [...–...%]
Women (15+)	79% [71–91%]	57% [51–65%]	...% [...–...%]
Men (15+)	76% [66–85%]	65% [57–73%]	...% [...–...%]

Is antiretroviral therapy provided in community settings (such as outside health facilities) for people who are stable on antiretroviral therapy? **No**

ELIMINATION OF MOTHER-TO-CHILD TRANSMISSION

	2010	2017
Percentage of pregnant women living with HIV accessing antiretroviral medicines	29% [21–34%]	64% [50–74%]
Early infant diagnosis	6% [5–8%]	4% [3–5%]

HIV PREVENTION

Knowledge of HIV prevention among young people aged 15–24 years	...
— Women	...
— Men	...
Condom use at last higher-risk sex (with a non-marital, non-cohabiting partner)	...
— Women	...
— Men	...
Women aged 15–49 years who have their demand for family planning satisfied by modern methods (2012)	44%
Men aged 15–49 years who are circumcised	Not applicable
Male circumcisions performed according to national standards	Not applicable
People who received PrEP at least once during the reporting period (2017)	...
Harm reduction	...
— Use of sterile injecting equipment at last injection	...
— Needles and syringes distributed per person who injects	...
— Coverage of opioid substitution therapy	...
— Naloxone available (2016)	No
— Safe injection rooms available (2016)	No

EPIDEMIC ESTIMATES

	2005	2010	2017
New HIV infections			
New HIV infections (all ages)	2200 [1800–2600]	1600 [1300–2000]	1400 [980–1800]
New HIV infections (0–14)	<500 [<500– <500]	<500 [<200– <500]	<500 [<200– <500]
New HIV infections (women, 15+)	1000 [810–1300]	770 [590–950]	640 [<500–840]
New HIV infections (men, 15+)	840 [650–1000]	630 [<500–800]	520 [<500–710]
HIV incidence per 1000 population	1.57 [1.26–1.92]	1.01 [0.77–1.26]	0.68 [0.48–0.9]
AIDS-related deaths			
AIDS-related deaths (all ages)	900 [690–1200]	1200 [900–1500]	1100 [770–1400]
AIDS-related deaths (0–14)	<200 [<200– <500]	<200 [<200– <200]	<200 [<100– <200]
AIDS-related deaths (women, 15+)	<500 [<500– <500]	540 [<500–690]	<500 [<500–540]
AIDS-related deaths (men, 15+)	<500 [<500– <500]	<500 [<500–640]	520 [<500–660]
People living with HIV			
People living with HIV (all ages)	17 000 [14 000–20 000]	20 000 [16 000–23 000]	21 000 [17 000–25 000]
People living with HIV (0–14)	970 [800–1200]	1400 [1100–1600]	1700 [1300–2000]
People living with HIV (women, 15+)	8800 [7300–11 000]	10 000 [8400–12 000]	11 000 [9200–14 000]
People living with HIV (men, 15+)	7000 [5800–8600]	8000 [6400–9700]	7900 [6200–9600]

LAWS AND POLICIES

Laws criminalizing the transmission of, non-disclosure of or exposure to HIV transmission
Criminalization of sex work among consenting adults
Criminalization of same-sex sexual acts
Drug use or possession for personal use is an offence
Criminalization of transgender people
Laws or policies restricting the entry, stay and residence of people living with HIV
Parental consent for adolescents to access HIV testing
Spousal consent for married women to access sexual and reproductive health services
Mandatory HIV testing for marriage, work or residence permits or for certain groups

STIGMA AND DISCRIMINATION

Percentage of women and men aged 15–49 years who report discriminatory attitudes towards people living with HIV	2013 51
Percentage of people living with HIV denied health services because of their HIV status in the last 12 months	
Percentage of people living with HIV who reported a health-care professional told others about their HIV status without their consent	

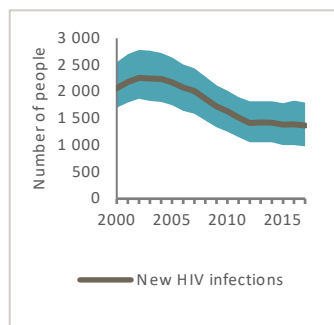
VIOLENCE

Proportion of ever-married or partnered women aged 15–49 years who experienced physical or sexual violence from a male intimate partner in the past 12 months	2013 7.3
---	-------------

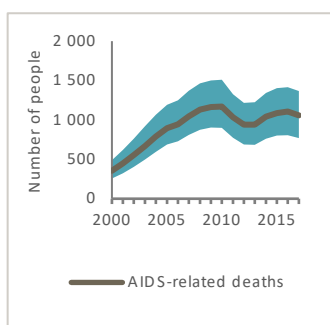
EXPENDITURES

	Financing sources					Total
	Domestic private	Domestic public	International: PEPFAR	International: Global Fund	International: all others	
Last available report: 2014	...	US\$ 3 850 001	US\$ 3 850 001

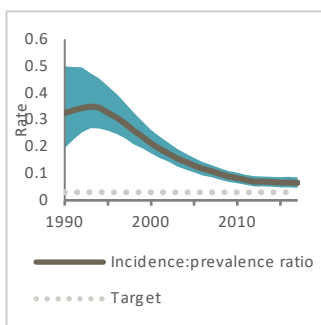
EPIDEMIC TRANSITION METRICS



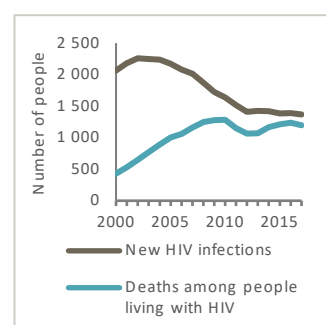
Change in new HIV infections since 2010 = **-16%**



Change in AIDS-related deaths since 2010 = **-9%**



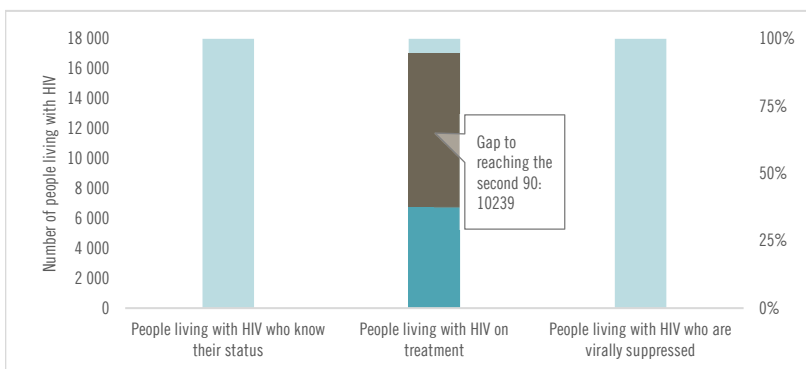
Incidence:prevalence ratio = **0.07**



KEY POPULATIONS

	Sex workers	Gay men and other men who have sex with men	People who inject drugs	Transgender people	Prisoners
Estimated size of population	3 100	150
HIV prevalence
Know their HIV status
Antiretroviral therapy coverage
Condom use	...	45.5%
Coverage of HIV prevention programmes
Avoidance of health care because of stigma and discrimination

HIV TESTING AND TREATMENT CASCADE



	...	32%	...
All ages	[...-...%]	[26-38%]	[...-...%]
Children (0-14)	[...-...%]	[23-35%]	[...-...%]
Women (15+)	[...-...%]	[35-52%]	[...-...%]
Men (15+)	[...-...%]	[14-21%]	[...-...%]

Is antiretroviral therapy provided in community settings (such as outside health facilities) for people who are stable on antiretroviral therapy? ...

ELIMINATION OF MOTHER-TO-CHILD TRANSMISSION

	2010	2017
Percentage of pregnant women living with HIV accessing antiretroviral medicines	55% [44-67%]	65% [55-77%]
Early infant diagnosis	...% [...-...%]	12% [10-14%]

HIV COMORBIDITIES

Estimated number of incident tuberculosis cases among people living with HIV (2016)	650 [490-840]
Proportion of people living with HIV newly enrolled in HIV care with active tuberculosis (2016)	...
Cervical cancer screening of women living with HIV	...
Proportion of people coinfecting with HIV and hepatitis B virus receiving combined treatment	...
Proportion of people coinfecting with HIV and hepatitis C virus starting hepatitis C treatment	...

HIV PREVENTION

Knowledge of HIV prevention among young people aged 15-24 years	
— Women	...
— Men	...
Condom use at last higher-risk sex (with a non-marital, non-cohabiting partner)	
— Women	...
— Men	...
Women aged 15-49 years who have their demand for family planning satisfied by modern methods (2013)	26.7%
Men aged 15-49 years who are circumcised	Not applicable
Male circumcisions performed according to national standards	Not applicable
People who received PrEP at least once during the reporting period (2017)	...

Harm reduction

- Use of sterile injecting equipment at last injection ...
- Needles and syringes distributed per person who injects ...
- Coverage of opioid substitution therapy ...
- Naloxone available (2016) ...
- Safe injection rooms available (2016) ...

EPIDEMIC ESTIMATES

	2005	2010	2017
New HIV infections			
New HIV infections (all ages)	26 000 [22 000–29 000]	21 000 [17 000–24 000]	19 000 [15 000–24 000]
New HIV infections (0–14)	5900 [4600–7100]	4900 [3400–6400]	3400 [2000–4700]
New HIV infections (women, 15+)	13 000 [11 000–15 000]	10 000 [8500–12 000]	10 000 [7900–13 000]
New HIV infections (men, 15+)	7100 [6000–8700]	5300 [4300–6400]	5400 [4100–7000]
HIV incidence per 1000 population	1.25 [1.07–1.42]	0.87 [0.72–1.03]	0.68 [0.54–0.86]
AIDS-related deaths			
AIDS-related deaths (all ages)	23 000 [20 000–27 000]	21 000 [18 000–24 000]	16 000 [12 000–19 000]
AIDS-related deaths (0–14)	4100 [3400–4700]	3600 [2700–4500]	2900 [1900–3700]
AIDS-related deaths (women, 15+)	10 000 [8300–12 000]	10 000 [8800–12 000]	6600 [4800–8300]
AIDS-related deaths (men, 15+)	8900 [7700–11 000]	6800 [5900–8300]	6200 [5000–7500]
People living with HIV			
People living with HIV (all ages)	310 000 [270 000–360 000]	310 000 [260 000–360 000]	310 000 [260 000–370 000]
People living with HIV (0–14)	28 000 [24 000–31 000]	31 000 [25 000–36 000]	28 000 [21 000–34 000]
People living with HIV (women, 15+)	170 000 [150 000–200 000]	180 000 [150 000–210 000]	190 000 [160 000–220 000]
People living with HIV (men, 15+)	120 000 [97 000–140 000]	100 000 [84 000–120 000]	95 000 [78 000–110 000]

LAWS AND POLICIES

Laws criminalizing the transmission of, non-disclosure of or exposure to HIV transmission	Yes
Criminalization of sex work among consenting adults	Selling sexual services is criminalized
Criminalization of same-sex sexual acts	Yes, imprisonment (14 years - life)
Drug use or possession for personal use is an offence	Possession of drugs for personal use is specified as a criminal offence
Criminalization of transgender people	Neither criminalized nor prosecuted
Laws or policies restricting the entry, stay and residence of people living with HIV	No
Parental consent for adolescents to access HIV testing	Yes, for adolescents younger than 18 years
Spousal consent for married women to access sexual and reproductive health services	No
Mandatory HIV testing for marriage, work or residence permits or for certain groups	No

STIGMA AND DISCRIMINATION

Percentage of women and men aged 15–49 years who report discriminatory attitudes towards people living with HIV	2003	2014
	69	67.7
Percentage of people living with HIV denied health services because of their HIV status in the last 12 months		2014
		1.4388489
Percentage of people living with HIV who reported a health-care professional told others about their HIV status without their consent		2014
		7.9

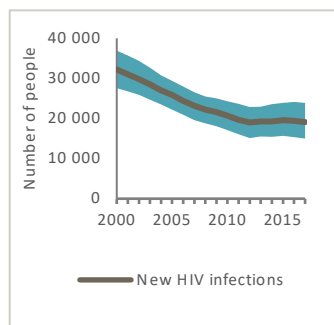
VIOLENCE

Proportion of ever-married or partnered women aged 15–49 years who experienced physical or sexual violence from a male intimate partner in the past 12 months

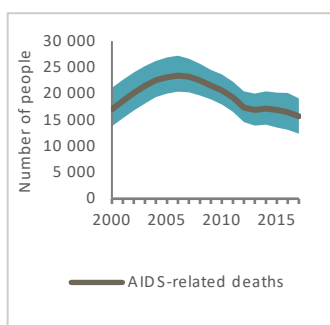
EXPENDITURES

	Financing sources					Total
	Domestic private	Domestic public	International: PEPFAR	International: Global Fund	International: all others	
Last available report: 2015	US\$ 42 472 953	US\$ 4 679 195	US\$ 14 869 957	US\$ 30 239 646	US\$ 44 973	US\$ 92 306 722

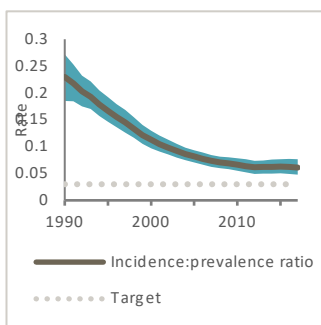
EPIDEMIC TRANSITION METRICS



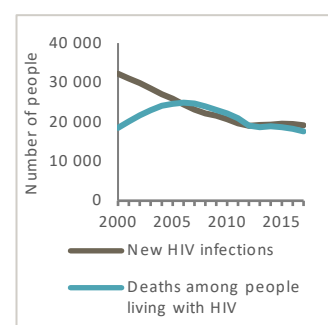
Change in new HIV infections since 2010 = **-8%**



Change in AIDS-related deaths since 2010 = **-24%**



Incidence:prevalence ratio = **0.06**



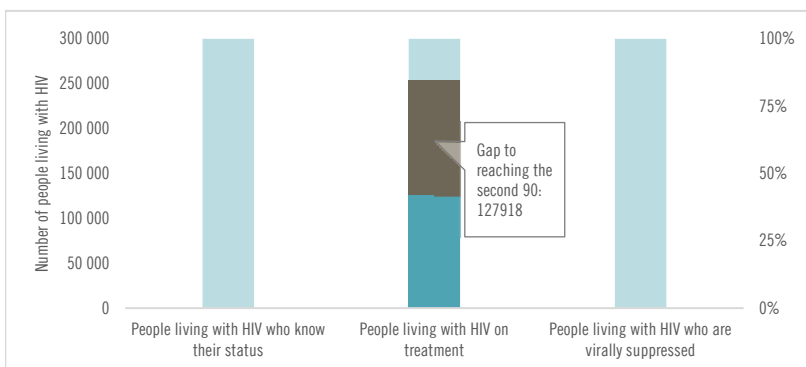
KEY POPULATIONS

	Sex workers	Gay men and other men who have sex with men	People who inject drugs	Transgender people	Prisoners
Estimated size of population	...	30 579
HIV prevalence	6.9%	2.3%
Know their HIV status
Antiretroviral therapy coverage	100%
Condom use	89.9%	60%
Coverage of HIV prevention programmes
Avoidance of health care because of stigma and discrimination

HIV COMORBIDITIES

Estimated number of incident tuberculosis cases among people living with HIV (2016)	10 000 [4700 -17 000]
Proportion of people living with HIV newly enrolled in HIV care with active tuberculosis (2016)	...
Cervical cancer screening of women living with HIV	...
Proportion of people coinfecting with HIV and hepatitis B virus receiving combined treatment	...
Proportion of people coinfecting with HIV and hepatitis C virus starting hepatitis C treatment	...

HIV TESTING AND TREATMENT CASCADE



All ages	...% [...-...%]	40% [33-47%]	...% [...-...%]
Children (0-14)	...% [...-...%]	23% [17-28%]	...% [...-...%]
Women (15+)	...% [...-...%]	48% [41-57%]	...% [...-...%]
Men (15+)	...% [...-...%]	30% [24-35%]	...% [...-...%]

Is antiretroviral therapy provided in community settings (such as outside health facilities) for people who are stable on antiretroviral therapy?	No
---	----

ELIMINATION OF MOTHER-TO-CHILD TRANSMISSION

	2010	2017
Percentage of pregnant women living with HIV accessing antiretroviral medicines	32% [23-39%]	66% [49-79%]
Early infant diagnosis	1% [1-1%]	30% [25-41%]

HIV PREVENTION

Knowledge of HIV prevention among young people aged 15-24 years (2014)	
— Women	19.9%
— Men	27.2%
Condom use at last higher-risk sex (with a non-marital, non-cohabiting partner) (2014)	
— Women	17.1%
— Men	39.1%
Women aged 15-49 years who have their demand for family planning satisfied by modern methods (2014)	41.2%
Men aged 15-49 years who are circumcised (2014)	Not applicable
Male circumcisions performed according to national standards	Not applicable
People who received PrEP at least once during the reporting period (2017)	...

Harm reduction

— Use of sterile injecting equipment at last injection	...
— Needles and syringes distributed per person who injects	...
— Coverage of opioid substitution therapy	...
— Naloxone available (2016)	No
— Safe injection rooms available (2016)	No

EPIDEMIC ESTIMATES

	2005	2010	2017
New HIV infections			
New HIV infections (all ages)	9200 [7700–11 000]	8500 [6900–10 000]	8100 [5700–11 000]
New HIV infections (0–14)	1800 [1400–2200]	1700 [1300–2100]	1500 [1000–2000]
New HIV infections (women, 15+)	4300 [3500–5100]	3900 [3100–4800]	3800 [2600–5000]
New HIV infections (men, 15+)	3100 [2500–3800]	2900 [2300–3700]	2800 [1900–3900]
HIV incidence per 1000 population	0.97 [0.82–1.14]	0.81 [0.65–0.99]	0.66 [0.46–0.86]
AIDS-related deaths			
AIDS-related deaths (all ages)	6700 [5200–8000]	4800 [3800–5600]	5100 [3900–6300]
AIDS-related deaths (0–14)	1200 [940–1500]	1200 [860–1400]	720 [<500–1000]
AIDS-related deaths (women, 15+)	3100 [2400–3800]	2100 [1600–2500]	2100 [1600–2700]
AIDS-related deaths (men, 15+)	2400 [1800–2900]	1500 [1200–1900]	2300 [1800–2800]
People living with HIV			
People living with HIV (all ages)	93 000 [78 000–110 000]	100 000 [87 000–120 000]	120 000 [97 000–140 000]
People living with HIV (0–14)	8600 [6200–11 000]	9300 [7100–11 000]	10 000 [7700–12 000]
People living with HIV (women, 15+)	50 000 [42 000–59 000]	55 000 [47 000–65 000]	66 000 [54 000–80 000]
People living with HIV (men, 15+)	34 000 [29 000–41 000]	38 000 [32 000–45 000]	42 000 [34 000–52 000]

LAWS AND POLICIES

Laws criminalizing the transmission of, non-disclosure of or exposure to HIV transmission	Yes
Criminalization of sex work among consenting adults	Sex work is not subject to punitive regulations or is not criminalized
Criminalization of same-sex sexual acts	Yes, imprisonment (up to 14 years)
Drug use or possession for personal use is an offence	Drug use or consumption is a specific offence in law
Criminalization of transgender people	Neither criminalized nor prosecuted
Laws or policies restricting the entry, stay and residence of people living with HIV	No
Parental consent for adolescents to access HIV testing	Yes, for adolescents younger than 18 years
Spousal consent for married women to access sexual and reproductive health services	No
Mandatory HIV testing for marriage, work or residence permits or for certain groups	No

STIGMA AND DISCRIMINATION

	2005	2012
Percentage of women and men aged 15–49 years who report discriminatory attitudes towards people living with HIV	84.9	80.1

Percentage of people living with HIV denied health services because of their HIV status in the last 12 months

Percentage of people living with HIV who reported a health-care professional told others about their HIV status without their consent

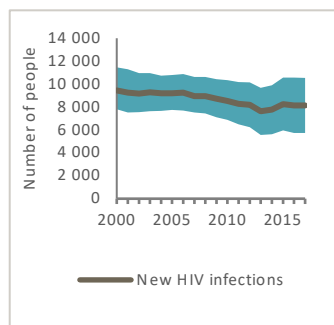
VIOLENCE

Proportion of ever-married or partnered women aged 15–49 years who experienced physical or sexual violence from a male intimate partner in the past 12 months	2012	23.2
---	------	------

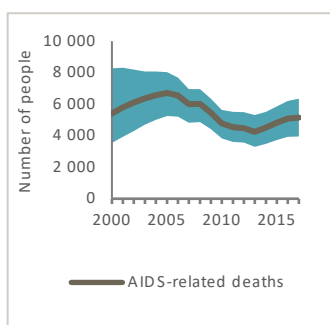
EXPENDITURES

	Financing sources					Total
	Domestic private	Domestic public	International: PEPFAR	International: Global Fund	International: all others	
Last available report: 2017	US\$ 23 596	US\$ 689 891	...	US\$ 7 640 110	...	US\$ 8 873 515

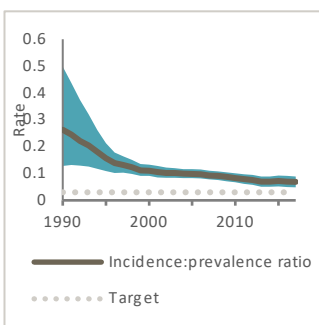
EPIDEMIC TRANSITION METRICS



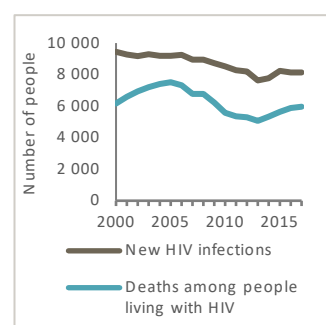
Change in new HIV infections since 2010 = **-5%**



Change in AIDS-related deaths since 2010 = **7%**



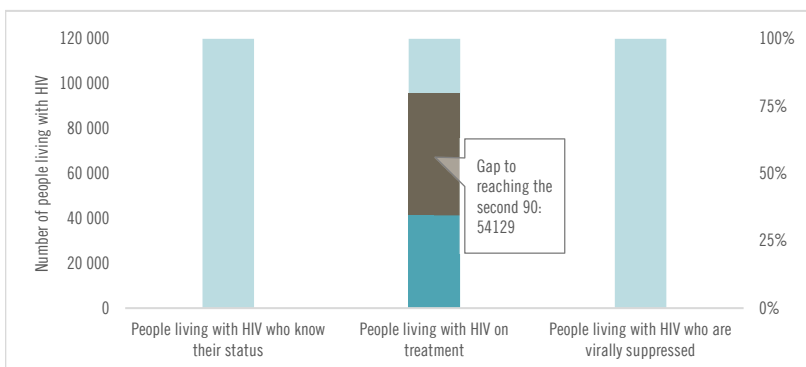
Incidence:prevalence ratio = **0.07**



KEY POPULATIONS

	Sex workers	Gay men and other men who have sex with men	People who inject drugs	Transgender people	Prisoners
Estimated size of population	14 248	766	1 793
HIV prevalence	10.7%	11.4%	5.5%	...	2.3%
Know their HIV status	...	93%	11%
Antiretroviral therapy coverage
Condom use	93.5%	65.5%	49.1%
Coverage of HIV prevention programmes	...	17.1%
Avoidance of health care because of stigma and discrimination	1.5%

HIV TESTING AND TREATMENT CASCADE



	...	35%	...
All ages	[...-...%]	[29-43%]	[...-...%]
Children (0-14)	[...-...%]	[14-22%]	[...-...%]
Women (15+)	[...-...%]	[31-46%]	[...-...%]
Men (15+)	37%	35%	...
	[29-45%]	[28-43%]	[...-...%]

Is antiretroviral therapy provided in community settings (such as outside health facilities) for people who are stable on antiretroviral therapy? **No**

ELIMINATION OF MOTHER-TO-CHILD TRANSMISSION

	2010	2017
Percentage of pregnant women living with HIV accessing antiretroviral medicines	18% [14-22%]	38% [29-47%]
Early infant diagnosis	5% [4-6%]	11% [9-15%]

HIV COMORBIDITIES

Estimated number of incident tuberculosis cases among people living with HIV (2016)	5400 [3400-7800]
Proportion of people living with HIV newly enrolled in HIV care with active tuberculosis (2016)	...
Cervical cancer screening of women living with HIV	...
Proportion of people coinfecting with HIV and hepatitis B virus receiving combined treatment	...
Proportion of people coinfecting with HIV and hepatitis C virus starting hepatitis C treatment	...

HIV PREVENTION

Knowledge of HIV prevention among young people aged 15-24 years (2016)	
— Women	15.2%
— Men	...
Condom use at last higher-risk sex (with a non-marital, non-cohabiting partner)	
— Women	...
— Men	...
Women aged 15-49 years who have their demand for family planning satisfied by modern methods (2012)	24.6%
Men aged 15-49 years who are circumcised	Not applicable
Male circumcisions performed according to national standards	Not applicable
People who received PrEP at least once during the reporting period (2017)	...

Harm reduction

— Use of sterile injecting equipment at last injection	...
— Needles and syringes distributed per person who injects	...
— Coverage of opioid substitution therapy	...
— Naloxone available (2016)	No
— Safe injection rooms available (2016)	No

EPIDEMIC ESTIMATES

	2005	2010	2017
New HIV infections			
New HIV infections (all ages)	4200 [3700–4800]	3200 [2700–3700]	2300 [1700–2900]
New HIV infections (0–14)	760 [560–930]	780 [550–950]	510 [<500–670]
New HIV infections (women, 15+)	2000 [1700–2400]	1400 [1100–1700]	1100 [740–1300]
New HIV infections (men, 15+)	1400 [1200–1800]	1000 [800–1200]	760 [520–990]
HIV incidence per 1000 population	3.17 [2.77–3.65]	2.16 [1.8–2.5]	1.31 [0.95–1.63]
AIDS-related deaths			
AIDS-related deaths (all ages)	1600 [1300–2000]	2000 [1600–2400]	1900 [1600–2200]
AIDS-related deaths (0–14)	<500 [<500– <500]	<500 [<500–570]	<500 [<500– <500]
AIDS-related deaths (women, 15+)	690 [500–920]	870 [680–1100]	740 [600–910]
AIDS-related deaths (men, 15+)	530 [<500–750]	630 [<500–860]	790 [650–930]
People living with HIV			
People living with HIV (all ages)	30 000 [26 000–34 000]	37 000 [33 000–41 000]	40 000 [32 000–45 000]
People living with HIV (0–14)	2700 [2000–3400]	3900 [2900–4700]	4200 [2900–5000]
People living with HIV (women, 15+)	16 000 [14 000–18 000]	20 000 [18 000–22 000]	22 000 [18 000–24 000]
People living with HIV (men, 15+)	11 000 [10 000–13 000]	14 000 [12 000–15 000]	14 000 [11 000–16 000]

LAWS AND POLICIES

Laws criminalizing the transmission of, non-disclosure of or exposure to HIV transmission
Criminalization of sex work among consenting adults
Criminalization of same-sex sexual acts
Drug use or possession for personal use is an offence
Criminalization of transgender people
Laws or policies restricting the entry, stay and residence of people living with HIV
Parental consent for adolescents to access HIV testing
Spousal consent for married women to access sexual and reproductive health services
Mandatory HIV testing for marriage, work or residence permits or for certain groups

STIGMA AND DISCRIMINATION

	2006	2014
Percentage of women and men aged 15–49 years who report discriminatory attitudes towards people living with HIV	48*	63
Percentage of people living with HIV denied health services because of their HIV status in the last 12 months		
Percentage of people living with HIV who reported a health-care professional told others about their HIV status without their consent		

VIOLENCE

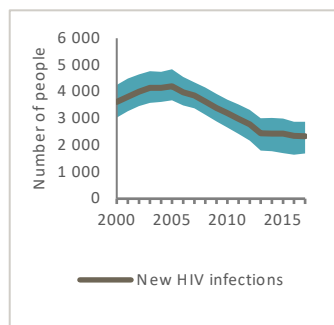
Proportion of ever-married or partnered women aged 15–49 years who experienced physical or sexual violence from a male intimate partner in the past 12 months

*Female respondents only

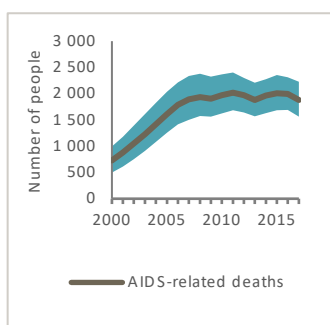
EXPENDITURES

	Financing sources					Total
	Domestic private	Domestic public	International: PEPFAR	International: Global Fund	International: all others	
Last available report: 2010	...	US\$ 611 774	US\$ 3 959 113	US\$ 5 258 837

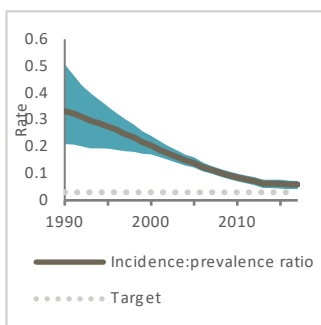
EPIDEMIC TRANSITION METRICS



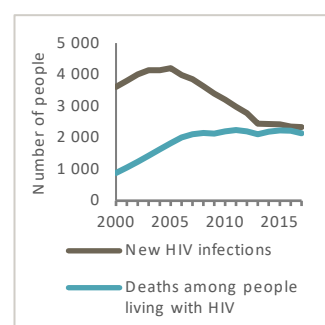
Change in new HIV infections since 2010 = **-27%**



Change in AIDS-related deaths since 2010 = **-5%**



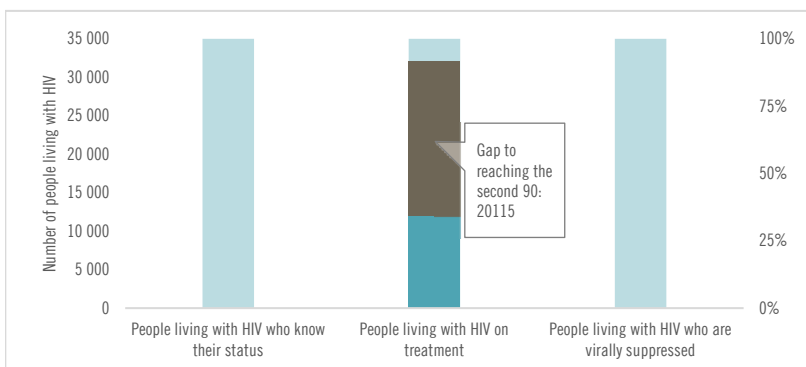
Incidence:prevalence ratio = **0.06**



KEY POPULATIONS

	Sex workers	Gay men and other men who have sex with men	People who inject drugs	Transgender people	Prisoners
Estimated size of population	3 138	7 048
HIV prevalence
Know their HIV status
Antiretroviral therapy coverage
Condom use
Coverage of HIV prevention programmes
Avoidance of health care because of stigma and discrimination

HIV TESTING AND TREATMENT CASCADE



	...	30%	...
All ages	[...-...%]	[24-34%]	[...-...%]
Children (0-14)	[...-...%]	[11-19%]	[...-...%]
Women (15+)	[...-...%]	[32-44%]	[...-...%]
Men (15+)	[...-...%]	[16-23%]	[...-...%]

Is antiretroviral therapy provided in community settings (such as outside health facilities) for people who are stable on antiretroviral therapy? ...

ELIMINATION OF MOTHER-TO-CHILD TRANSMISSION

	2010	2017
Percentage of pregnant women living with HIV accessing antiretroviral medicines	15% [11-19%]	65% [46-79%]
Early infant diagnosis	...% [...-...%]	36% [29-51%]

HIV COMORBIDITIES

Estimated number of incident tuberculosis cases among people living with HIV (2016)	2200 [1400-3200]
Proportion of people living with HIV newly enrolled in HIV care with active tuberculosis (2016)	...
Cervical cancer screening of women living with HIV	...
Proportion of people coinfectd with HIV and hepatitis B virus receiving combined treatment	...
Proportion of people coinfectd with HIV and hepatitis C virus starting hepatitis C treatment	...

HIV PREVENTION

Knowledge of HIV prevention among young people aged 15-24 years (2014)	
— Women	22.5%
— Men	21.7%
Condom use at last higher-risk sex (with a non-marital, non-cohabiting partner)	
— Women	...
— Men	...
Women aged 15-49 years who have their demand for family planning satisfied by modern methods	...
Men aged 15-49 years who are circumcised	Not applicable
Male circumcisions performed according to national standards	Not applicable
People who received PrEP at least once during the reporting period (2017)	...

Harm reduction

- Use of sterile injecting equipment at last injection ...
- Needles and syringes distributed per person who injects ...
- Coverage of opioid substitution therapy ...
- Naloxone available (2016) ...
- Safe injection rooms available (2016) ...

EPIDEMIC ESTIMATES

	2005	2010	2017
New HIV infections			
New HIV infections (all ages)	2700 [1900–3500]	2500 [1900–3100]	2300 [1700–3200]
New HIV infections (0–14)	870 [630–1100]	570 [<500–750]	<500 [<200– <500]
New HIV infections (women, 15+)	1000 [730–1400]	1200 [870–1500]	1200 [870–1700]
New HIV infections (men, 15+)	740 [510–1000]	820 [610–1000]	870 [620–1200]
HIV incidence per 1000 population	0.86 [0.63–1.12]	0.68 [0.51–0.84]	0.51 [0.36–0.71]
AIDS-related deaths			
AIDS-related deaths (all ages)	5200 [4300–6000]	3800 [3100–4600]	2500 [2000–3000]
AIDS-related deaths (0–14)	730 [590–880]	<500 [<500–630]	<500 [<200– <500]
AIDS-related deaths (women, 15+)	2600 [2100–3000]	2000 [1600–2300]	1200 [920–1500]
AIDS-related deaths (men, 15+)	1900 [1500–2200]	1300 [1000–1600]	1000 [850–1300]
People living with HIV			
People living with HIV (all ages)	53 000 [43 000–63 000]	45 000 [36 000–55 000]	40 000 [32 000–50 000]
People living with HIV (0–14)	6000 [4300–7400]	5000 [4000–6100]	3300 [2500–4300]
People living with HIV (women, 15+)	28 000 [23 000–34 000]	24 000 [19 000–30 000]	22 000 [18 000–28 000]
People living with HIV (men, 15+)	19 000 [14 000–23 000]	16 000 [12 000–19 000]	14 000 [11 000–18 000]

LAWS AND POLICIES

Laws criminalizing the transmission of, non-disclosure of or exposure to HIV transmission	Yes
Criminalization of sex work among consenting adults	Selling and buying sexual services is criminalized
Criminalization of same-sex sexual acts	Yes, imprisonment (up to 14 years)
Drug use or possession for personal use is an offence	Possession of drugs for personal use is specified as a criminal offence
Criminalization of transgender people	Neither criminalized nor prosecuted
Laws or policies restricting the entry, stay and residence of people living with HIV	No
Parental consent for adolescents to access HIV testing	Yes, for adolescents younger than 14 years
Spousal consent for married women to access sexual and reproductive health services	No
Mandatory HIV testing for marriage, work or residence permits or for certain groups	No

STIGMA AND DISCRIMINATION

Percentage of women and men aged 15–49 years who report discriminatory attitudes towards people living with HIV	2007	2013
	51.5	52.7
Percentage of people living with HIV denied health services because of their HIV status in the last 12 months		2013
		2.484472
Percentage of people living with HIV who reported a health-care professional told others about their HIV status without their consent		2013
		15.73499

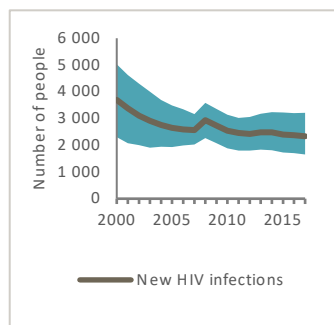
VIOLENCE

Proportion of ever-married or partnered women aged 15–49 years who experienced physical or sexual violence from a male intimate partner in the past 12 months

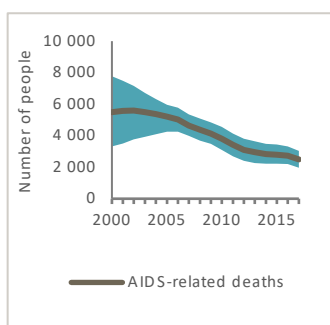
EXPENDITURES

	Financing sources					Total
	Domestic private	Domestic public	International: PEPFAR	International: Global Fund	International: all others	
Last available report: 2011	...	US\$ 190 000	...	US\$ 22 804 922	...	US\$ 31 123 572

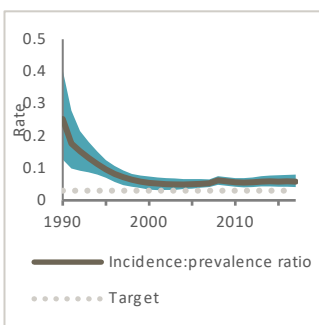
EPIDEMIC TRANSITION METRICS



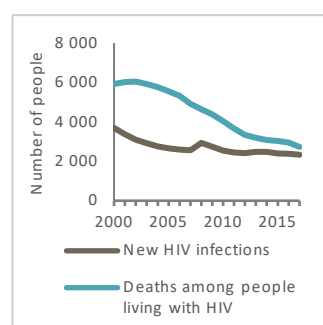
Change in new HIV infections since 2010 = **-8%**



Change in AIDS-related deaths since 2010 = **-34%**



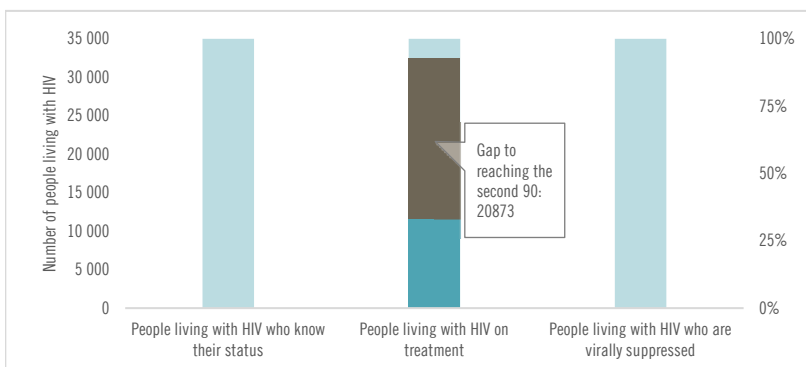
Incidence:prevalence ratio = **0.06**



KEY POPULATIONS

	Sex workers	Gay men and other men who have sex with men	People who inject drugs	Transgender people	Prisoners
Estimated size of population	1 077
HIV prevalence
Know their HIV status
Antiretroviral therapy coverage
Condom use	...	19.5%	44.3%
Coverage of HIV prevention programmes
Avoidance of health care because of stigma and discrimination

HIV TESTING AND TREATMENT CASCADE



	...	29%	...
All ages	[...-...%]	[23-36%]	[...-...%]
Children (0-14)	[...-...%]	[14-23%]	[...-...%]
Women (15+)	[...-...%]	[31-48%]	[...-...%]
Men (15+)	[...-...%]	[12-20%]	[...-...%]

Is antiretroviral therapy provided in community settings (such as outside health facilities) for people who are stable on antiretroviral therapy?	No
---	----

ELIMINATION OF MOTHER-TO-CHILD TRANSMISSION

	2010	2017
Percentage of pregnant women living with HIV accessing antiretroviral medicines	27% [20-35%]	86% [65- >95%]
Early infant diagnosis	5% [4-7%]	...% [...-...%]

HIV COMORBIDITIES

Estimated number of incident tuberculosis cases among people living with HIV (2016)	2200 [1400-3200]
Proportion of people living with HIV newly enrolled in HIV care with active tuberculosis (2016)	26.9%
Cervical cancer screening of women living with HIV	...
Proportion of people coinfecting with HIV and hepatitis B virus receiving combined treatment	...
Proportion of people coinfecting with HIV and hepatitis C virus starting hepatitis C treatment	...

HIV PREVENTION

Knowledge of HIV prevention among young people aged 15-24 years	...
— Women	...
— Men	...
Condom use at last higher-risk sex (with a non-marital, non-cohabiting partner)	...
— Women	...
— Men	...
Women aged 15-49 years who have their demand for family planning satisfied by modern methods (2013)	41.5%
Men aged 15-49 years who are circumcised	Not applicable
Male circumcisions performed according to national standards	Not applicable
People who received PrEP at least once during the reporting period (2017)	...

Harm reduction	
— Use of sterile injecting equipment at last injection	...
— Needles and syringes distributed per person who injects	...
— Coverage of opioid substitution therapy	...
— Naloxone available (2016)	No
— Safe injection rooms available (2016)	No

EPIDEMIC ESTIMATES

	2005	2010	2017
New HIV infections			
New HIV infections (all ages)	9500 [7700–11 000]	9300 [7400–11 000]	9900 [7200–12 000]
New HIV infections (0–14)	2000 [1700–2500]	1900 [1400–2300]	2000 [1600–2500]
New HIV infections (women, 15+)	4300 [3500–5300]	4300 [3400–5300]	4500 [3300–5800]
New HIV infections (men, 15+)	3100 [2400–3800]	3100 [2400–3900]	3300 [2300–4100]
HIV incidence per 1000 population	0.77 [0.63–0.93]	0.64 [0.51–0.78]	0.55 [0.41–0.69]
AIDS-related deaths			
AIDS-related deaths (all ages)	6400 [5500–7500]	5000 [4000–6200]	6300 [4900–7900]
AIDS-related deaths (0–14)	1300 [1100–1600]	1100 [880–1400]	980 [760–1300]
AIDS-related deaths (women, 15+)	2900 [2400–3400]	2200 [1700–2800]	2900 [2200–3700]
AIDS-related deaths (men, 15+)	2200 [1800–2700]	1700 [1300–2100]	2400 [1900–3000]
People living with HIV			
People living with HIV (all ages)	100 000 [85 000–120 000]	110 000 [96 000–140 000]	130 000 [110 000–160 000]
People living with HIV (0–14)	9600 [8200–11 000]	11 000 [9500–13 000]	13 000 [11 000–16 000]
People living with HIV (women, 15+)	54 000 [46 000–65 000]	62 000 [52 000–76 000]	72 000 [60 000–87 000]
People living with HIV (men, 15+)	37 000 [30 000–44 000]	42 000 [34 000–50 000]	45 000 [36 000–54 000]

LAWS AND POLICIES

Laws criminalizing the transmission of, non-disclosure of or exposure to HIV transmission	Yes
Criminalization of sex work among consenting adults	Sex work is not subject to punitive regulations or is not criminalized
Criminalization of same-sex sexual acts	No specific legislation
Drug use or possession for personal use is an offence	...
Criminalization of transgender people	Neither criminalized nor prosecuted
Laws or policies restricting the entry, stay and residence of people living with HIV	No
Parental consent for adolescents to access HIV testing	No
Spousal consent for married women to access sexual and reproductive health services	No
Mandatory HIV testing for marriage, work or residence permits or for certain groups	No

STIGMA AND DISCRIMINATION

	2006	2013
Percentage of women and men aged 15–49 years who report discriminatory attitudes towards people living with HIV	68.5	45.8

Percentage of people living with HIV denied health services because of their HIV status in the last 12 months

Percentage of people living with HIV who reported a health-care professional told others about their HIV status without their consent

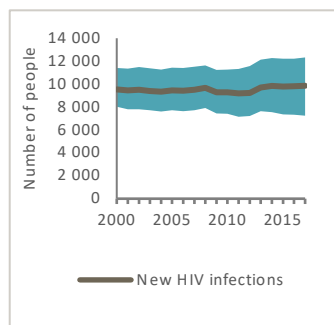
VIOLENCE

	2006	2013
Proportion of ever-married or partnered women aged 15–49 years who experienced physical or sexual violence from a male intimate partner in the past 12 months	21.5	26.9

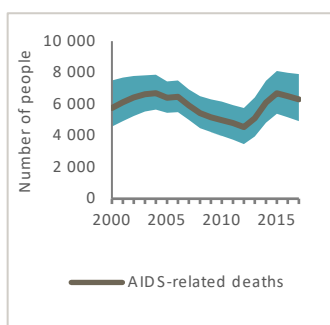
EXPENDITURES

	Financing sources					Total
	Domestic private	Domestic public	International: PEPFAR	International: Global Fund	International: all others	
Last available report: 2012	US\$ 207 918	US\$ 6 136 480	US\$ 388 726	US\$ 9 560 778	US\$ 3 380 622	US\$ 21 794 990

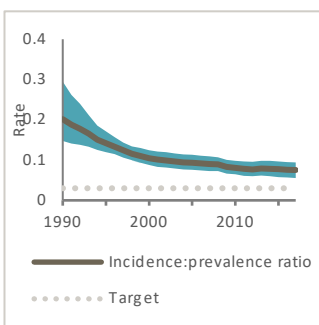
EPIDEMIC TRANSITION METRICS



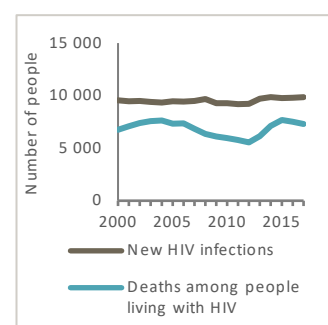
Change in new HIV infections since 2010 = 6%



Change in AIDS-related deaths since 2010 = 26%



Incidence:prevalence ratio = 0.08



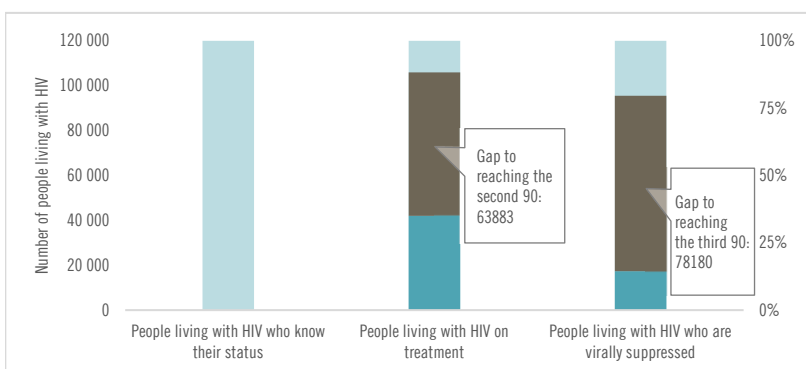
KEY POPULATIONS

	Sex workers	Gay men and other men who have sex with men	People who inject drugs	Transgender people	Prisoners
Estimated size of population	35 903	3 671	749	...	5 354
HIV prevalence	...	13.7%	5.1%	...	1.4%
Know their HIV status
Antiretroviral therapy coverage
Condom use	...	76.9%
Coverage of HIV prevention programmes
Avoidance of health care because of stigma and discrimination

HIV COMORBIDITIES

Estimated number of incident tuberculosis cases among people living with HIV (2016)	1400 [900-2000]
Proportion of people living with HIV newly enrolled in HIV care with active tuberculosis (2016)	6.3%
Cervical cancer screening of women living with HIV	...
Proportion of people coinfecting with HIV and hepatitis B virus receiving combined treatment	...
Proportion of people coinfecting with HIV and hepatitis C virus starting hepatitis C treatment	...

HIV TESTING AND TREATMENT CASCADE



All ages	...% [...-...%]	32% [26-38%]	13% [11-16%]
Children (0-14)	...% [...-...%]	23% [19-27%]	...% [...-...%]
Women (15+)	...% [...-...%]	37% [31-45%]	...% [...-...%]
Men (15+)	...% [...-...%]	27% [21-32%]	...% [...-...%]

Is antiretroviral therapy provided in community settings (such as outside health facilities) for people who are stable on antiretroviral therapy?	Yes
---	-----

ELIMINATION OF MOTHER-TO-CHILD TRANSMISSION

	2010	2017
Percentage of pregnant women living with HIV accessing antiretroviral medicines	35% [28-41%]	31% [26-37%]
Early infant diagnosis	8% [7-9%]	11% [9-13%]

HIV PREVENTION

Knowledge of HIV prevention among young people aged 15-24 years (2015)	
— Women	20.4%
— Men	28.7%
Condom use at last higher-risk sex (with a non-marital, non-cohabiting partner)	
— Women	...
— Men	...
Women aged 15-49 years who have their demand for family planning satisfied by modern methods (2013)	28.7%
Men aged 15-49 years who are circumcised	Not applicable
Male circumcisions performed according to national standards	Not applicable
People who received PrEP at least once during the reporting period (2017)	...

Harm reduction

— Use of sterile injecting equipment at last injection	...
— Needles and syringes distributed per person who injects	...
— Coverage of opioid substitution therapy	...
— Naloxone available (2016)	No
— Safe injection rooms available (2016)	No

EPIDEMIC ESTIMATES

	2005	2010	2017
New HIV infections			
New HIV infections (all ages)	1100 [830–1400]	<500 [<500–690]	<500 [<200–510]
New HIV infections (0–14)	<200 [<200– <200]	<200 [<100– <200]	<100 [<100– <200]
New HIV infections (women, 15+)	<500 [<200– <500]	<100 [<100– <200]	<100 [<100– <200]
New HIV infections (men, 15+)	670 [500–850]	<500 [<200– <500]	<200 [<100– <500]
HIV incidence per 1000 population	0.36 [0.27–0.45]	0.12 [0.07–0.2]	0.06 [0.03–0.12]
AIDS-related deaths			
AIDS-related deaths (all ages)	890 [690–1200]	850 [680–1000]	700 [<500–980]
AIDS-related deaths (0–14)	<100 [<100– <200]	<100 [<100– <200]	<100 [<100– <100]
AIDS-related deaths (women, 15+)	<500 [<200– <500]	<200 [<200– <500]	<200 [<200– <500]
AIDS-related deaths (men, 15+)	580 [<500–770]	600 [<500–730]	<500 [<500–650]
People living with HIV			
People living with HIV (all ages)	15 000 [12 000–17 000]	13 000 [10 000–16 000]	9000 [6400–13 000]
People living with HIV (0–14)	600 [<500–720]	700 [590–810]	650 [530–790]
People living with HIV (women, 15+)	4100 [3400–4800]	3900 [3100–4800]	3000 [2200–4100]
People living with HIV (men, 15+)	9800 [8000–11 000]	8300 [6400–10 000]	5400 [3600–8100]

LAWS AND POLICIES

Laws criminalizing the transmission of, non-disclosure of or exposure to HIV transmission	...
Criminalization of sex work among consenting adults	...
Criminalization of same-sex sexual acts	...
Drug use or possession for personal use is an offence	...
Criminalization of transgender people	...
Laws or policies restricting the entry, stay and residence of people living with HIV	...
Parental consent for adolescents to access HIV testing	...
Spousal consent for married women to access sexual and reproductive health services	...
Mandatory HIV testing for marriage, work or residence permits or for certain groups	...

STIGMA AND DISCRIMINATION

	2007	2015
Percentage of women and men aged 15–49 years who report discriminatory attitudes towards people living with HIV	69.8	69.7

Percentage of people living with HIV denied health services because of their HIV status in the last 12 months

Percentage of people living with HIV who reported a health-care professional told others about their HIV status without their consent

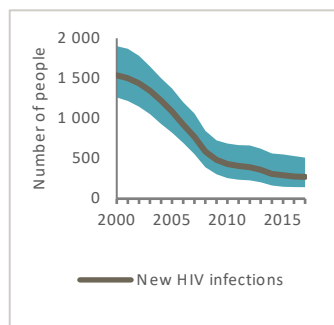
VIOLENCE

Proportion of ever-married or partnered women aged 15–49 years who experienced physical or sexual violence from a male intimate partner in the past 12 months

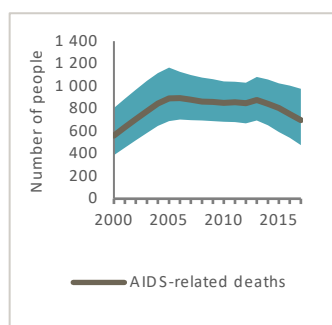
EXPENDITURES

	Financing sources					Total
	Domestic private	Domestic public	International: PEPFAR	International: Global Fund	International: all others	
Last available report: 2013	US\$ 1 915 820	...	US\$ 2 731 148

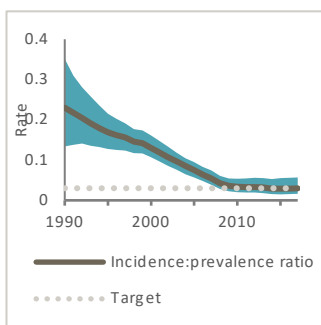
EPIDEMIC TRANSITION METRICS



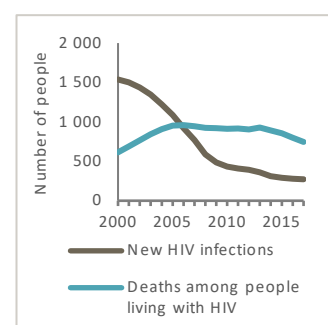
Change in new HIV infections since 2010 = **-37%**



Change in AIDS-related deaths since 2010 = **-18%**



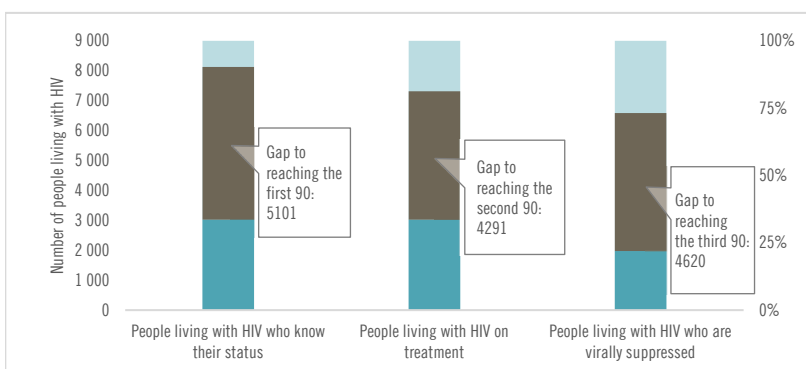
Incidence:prevalence ratio = **0.03**



KEY POPULATIONS

	Sex workers	Gay men and other men who have sex with men	People who inject drugs	Transgender people	Prisoners
Estimated size of population	315	160	488
HIV prevalence	4%	44.4%
Know their HIV status
Antiretroviral therapy coverage
Condom use
Coverage of HIV prevention programmes
Avoidance of health care because of stigma and discrimination

HIV TESTING AND TREATMENT CASCADE



	33% [24–48%]	33% [24–48%]	22% [16–31%]
All ages			
Children (0–14)	27% [22–32%]	25% [21–31%]	12% [10–14%]
Women (15+)	52% [39–72%]	52% [39–72%]	35% [26–48%]
Men (15+)	...% [...–...%]	24% [16–36%]	16% [10–24%]

Is antiretroviral therapy provided in community settings (such as outside health facilities) for people who are stable on antiretroviral therapy? ...

ELIMINATION OF MOTHER-TO-CHILD TRANSMISSION

	2010	2017
Percentage of pregnant women living with HIV accessing antiretroviral medicines	8% [6–10%]	12% [9–15%]
Early infant diagnosis	...% [...–...%]	8% [7–11%]

HIV COMORBIDITIES

Estimated number of incident tuberculosis cases among people living with HIV (2016)	220 [84–420]
Proportion of people living with HIV newly enrolled in HIV care with active tuberculosis (2016)	3.7%
Cervical cancer screening of women living with HIV	...
Proportion of people coinfecting with HIV and hepatitis B virus receiving combined treatment	...
Proportion of people coinfecting with HIV and hepatitis C virus starting hepatitis C treatment	...

HIV PREVENTION

Knowledge of HIV prevention among young people aged 15–24 years (2015)	
— Women	8.3%
— Men	8.9%
Condom use at last higher-risk sex (with a non-marital, non-cohabiting partner)	
— Women	...
— Men	...
Women aged 15–49 years who have their demand for family planning satisfied by modern methods	...
Men aged 15–49 years who are circumcised	Not applicable
Male circumcisions performed according to national standards	Not applicable
People who received PrEP at least once during the reporting period (2017)	...

Harm reduction

— Use of sterile injecting equipment at last injection	...
— Needles and syringes distributed per person who injects	...
— Coverage of opioid substitution therapy	...
— Naloxone available (2016)	...
— Safe injection rooms available (2016)	...

EPIDEMIC ESTIMATES

	2005	2010	2017
New HIV infections			
New HIV infections (all ages)	3000 [2300–3600]	1600 [1200–2100]	1700 [1200–2200]
New HIV infections (0–14)	740 [610–910]	<500 [<500– <500]	540 [<500–680]
New HIV infections (women, 15+)	830 [650–1000]	630 [<500–830]	630 [<500–870]
New HIV infections (men, 15+)	1400 [1000–1800]	680 [<500–930]	520 [<500–740]
HIV incidence per 1000 population	0.23 [0.18–0.27]	0.1 [0.08–0.13]	0.08 [0.06–0.11]
AIDS-related deaths			
AIDS-related deaths (all ages)	3000 [2400–3800]	2100 [1600–2500]	1800 [1400–2300]
AIDS-related deaths (0–14)	<500 [<500–590]	<500 [<500– <500]	<500 [<200– <500]
AIDS-related deaths (women, 15+)	960 [750–1200]	520 [<500–680]	<500 [<500–590]
AIDS-related deaths (men, 15+)	1500 [1200–2000]	1200 [960–1500]	1100 [870–1300]
People living with HIV			
People living with HIV (all ages)	41 000 [35 000–47 000]	38 000 [33 000–43 000]	36 000 [31 000–41 000]
People living with HIV (0–14)	3200 [2700–3800]	3400 [2800–3900]	3300 [2700–3800]
People living with HIV (women, 15+)	16 000 [14 000–18 000]	15 000 [13 000–17 000]	16 000 [14 000–18 000]
People living with HIV (men, 15+)	22 000 [19 000–26 000]	20 000 [17 000–23 000]	16 000 [14 000–19 000]

LAWS AND POLICIES

Laws criminalizing the transmission of, non-disclosure of or exposure to HIV transmission	Yes
Criminalization of sex work among consenting adults	Other punitive regulation of sex work
Criminalization of same-sex sexual acts	Yes, imprisonment (up to 14 years)
Drug use or possession for personal use is an offence	Drug use or consumption is a specific offence in law
Criminalization of transgender people	Neither criminalized nor prosecuted
Laws or policies restricting the entry, stay and residence of people living with HIV	No
Parental consent for adolescents to access HIV testing	Yes, for adolescents younger than 16 years
Spousal consent for married women to access sexual and reproductive health services	No
Mandatory HIV testing for marriage, work or residence permits or for certain groups	No

STIGMA AND DISCRIMINATION

	2006	2012
Percentage of women and men aged 15–49 years who report discriminatory attitudes towards people living with HIV	79	71.5
Percentage of people living with HIV denied health services because of their HIV status in the last 12 months		
Percentage of people living with HIV who reported a health-care professional told others about their HIV status without their consent		

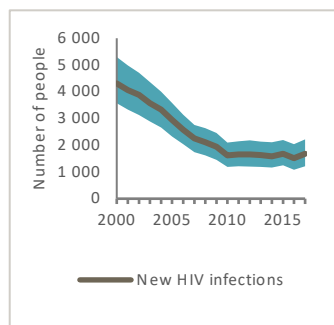
VIOLENCE

Proportion of ever-married or partnered women aged 15–49 years who experienced physical or sexual violence from a male intimate partner in the past 12 months

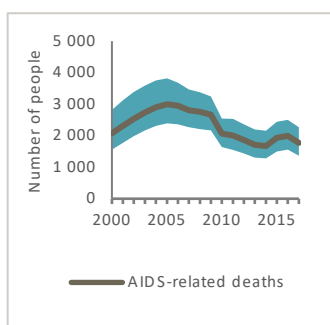
EXPENDITURES

	Financing sources					Total
	Domestic private	Domestic public	International: PEPFAR	International: Global Fund	International: all others	
Last available report: 2017	...	US\$ 245 636	US\$ 155 413	US\$ 18 825 476	...	US\$ 32 216 586

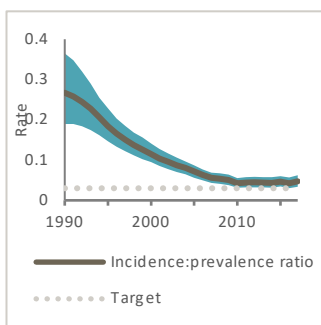
EPIDEMIC TRANSITION METRICS



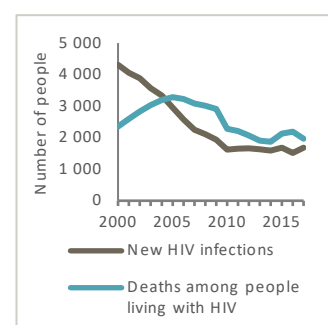
Change in new HIV infections since 2010 = 4%



Change in AIDS-related deaths since 2010 = -14%



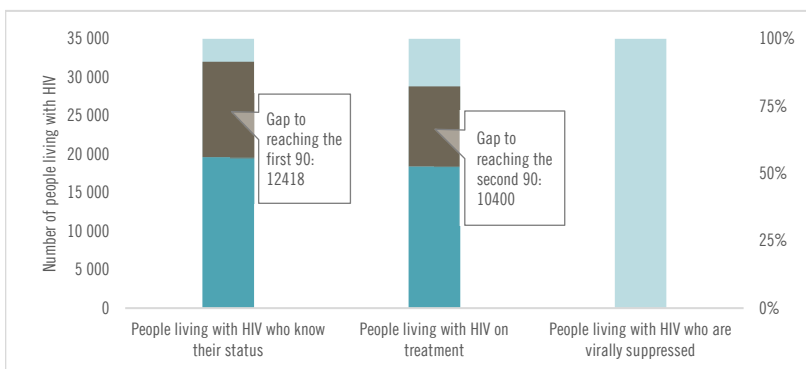
Incidence:prevalence ratio = 0.05



KEY POPULATIONS

	Sex workers	Gay men and other men who have sex with men	People who inject drugs	Transgender people	Prisoners
Estimated size of population	47 645	12 310	670	...	17 064
HIV prevalence	17%	17.6%	1.9%
Know their HIV status	54.2%	52.4%
Antiretroviral therapy coverage
Condom use	88%	78.9%
Coverage of HIV prevention programmes	59.1%	46.4%	...	59.1%	...
Avoidance of health care because of stigma and discrimination

HIV TESTING AND TREATMENT CASCADE



All ages	55% [47–63%]	52% [45–59%]	...% [...–...%]
Children (0–14)	39% [33–46%]	39% [33–46%]	...% [...–...%]
Women (15+)	71% [61–81%]	66% [57–75%]	...% [...–...%]
Men (15+)	42% [36–48%]	39% [33–46%]	...% [...–...%]

Is antiretroviral therapy provided in community settings (such as outside health facilities) for people who are stable on antiretroviral therapy? No

ELIMINATION OF MOTHER-TO-CHILD TRANSMISSION

	2010	2017
Percentage of pregnant women living with HIV accessing antiretroviral medicines	93% [79–>95%]	40% [34–47%]
Early infant diagnosis	...% [...–...%]	10% [9–12%]

HIV COMORBIDITIES

Estimated number of incident tuberculosis cases among people living with HIV (2016)	950 [600–1400]
Proportion of people living with HIV newly enrolled in HIV care with active tuberculosis (2016)	8%
Cervical cancer screening of women living with HIV	...
Proportion of people coinfecting with HIV and hepatitis B virus receiving combined treatment	...
Proportion of people coinfecting with HIV and hepatitis C virus starting hepatitis C treatment	...

HIV PREVENTION

Knowledge of HIV prevention among young people aged 15–24 years (2016)	
— Women	15.8%
— Men	25.5%
Condom use at last higher-risk sex (with a non-marital, non-cohabiting partner)	
— Women	...
— Men	...
Women aged 15–49 years who have their demand for family planning satisfied by modern methods (2012)	40.9%
Men aged 15–49 years who are circumcised	Not applicable
Male circumcisions performed according to national standards	Not applicable
People who received PrEP at least once during the reporting period (2017)	...

Harm reduction

— Use of sterile injecting equipment at last injection	...
— Needles and syringes distributed per person who injects	...
— Coverage of opioid substitution therapy	...
— Naloxone available (2016)	No
— Safe injection rooms available (2016)	No

EPIDEMIC ESTIMATES

	2005	2010	2017
New HIV infections			
New HIV infections (all ages)	250 000 [140 000–390 000]	220 000 [120 000–340 000]	210 000 [110 000–320 000]
New HIV infections (0–14)	43 000 [22 000–69 000]	38 000 [20 000–62 000]	36 000 [19 000–58 000]
New HIV infections (women, 15+)	110 000 [59 000–170 000]	91 000 [50 000–140 000]	86 000 [47 000–130 000]
New HIV infections (men, 15+)	99 000 [54 000–160 000]	87 000 [48 000–140 000]	85 000 [46 000–140 000]
HIV incidence per 1000 population	1.88 [1.03–2.99]	1.44 [0.79–2.3]	1.15 [0.63–1.84]
AIDS-related deaths			
AIDS-related deaths (all ages)	180 000 [110 000–290 000]	180 000 [110 000–290 000]	150 000 [86 000–230 000]
AIDS-related deaths (0–14)	28 000 [14 000–47 000]	27 000 [13 000–45 000]	23 000 [11 000–38 000]
AIDS-related deaths (women, 15+)	75 000 [41 000–120 000]	75 000 [42 000–120 000]	53 000 [29 000–85 000]
AIDS-related deaths (men, 15+)	80 000 [48 000–120 000]	81 000 [48 000–130 000]	73 000 [44 000–110 000]
People living with HIV			
People living with HIV (all ages)	2 900 000 [1 900 000–4 100 000]	3 000 000 [2 000 000–4 200 000]	3 100 000 [2 100 000–4 400 000]
People living with HIV (0–14)	180 000 [100 000–270 000]	210 000 [120 000–310 000]	220 000 [120 000–330 000]
People living with HIV (women, 15+)	1 400 000 [940 000–1 900 000]	1 400 000 [970 000–2 000 000]	1 600 000 [1 100 000–2 200 000]
People living with HIV (men, 15+)	1 300 000 [860 000–1 900 000]	1 300 000 [850 000–1 900 000]	1 300 000 [860 000–1 900 000]

LAWS AND POLICIES

Laws criminalizing the transmission of, non-disclosure of or exposure to HIV transmission	No, but prosecutions exist based on general criminal laws
Criminalization of sex work among consenting adults	Other punitive regulation of sex work
Criminalization of same-sex sexual acts	Yes, imprisonment (up to 14 years)
Drug use or possession for personal use is an offence	...
Criminalization of transgender people	Neither criminalized nor prosecuted
Laws or policies restricting the entry, stay and residence of people living with HIV	No
Parental consent for adolescents to access HIV testing	Yes, for adolescents younger than 18 years
Spousal consent for married women to access sexual and reproductive health services	No
Mandatory HIV testing for marriage, work or residence permits or for certain groups	No

STIGMA AND DISCRIMINATION

	2003	2013
Percentage of women and men aged 15–49 years who report discriminatory attitudes towards people living with HIV	62.3	46.8

Percentage of people living with HIV denied health services because of their HIV status in the last 12 months

Percentage of people living with HIV who reported a health-care professional told others about their HIV status without their consent

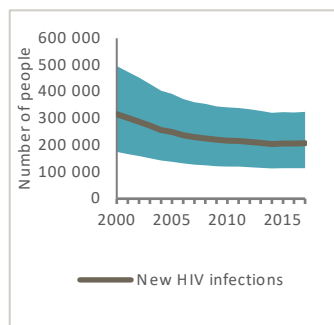
VIOLENCE

	2008	2013
Proportion of ever-married or partnered women aged 15–49 years who experienced physical or sexual violence from a male intimate partner in the past 12 months	14.7	11

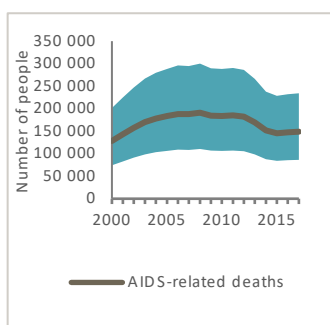
EXPENDITURES

	Financing sources					Total
	Domestic private	Domestic public	International: PEPFAR	International: Global Fund	International: all others	
Last available report: 2016	...	US\$ 57 728 627	US\$ 409 117 056	US\$ 46 050 460	...	US\$ 512 896 142

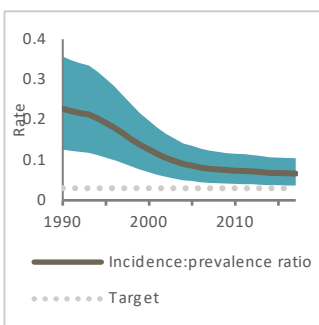
EPIDEMIC TRANSITION METRICS



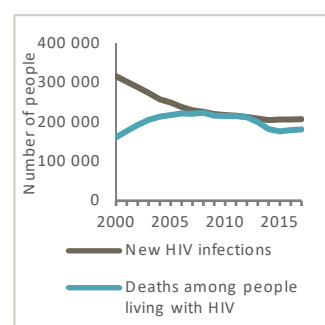
Change in new HIV infections since 2010 = **-5%**



Change in AIDS-related deaths since 2010 = **-19%**



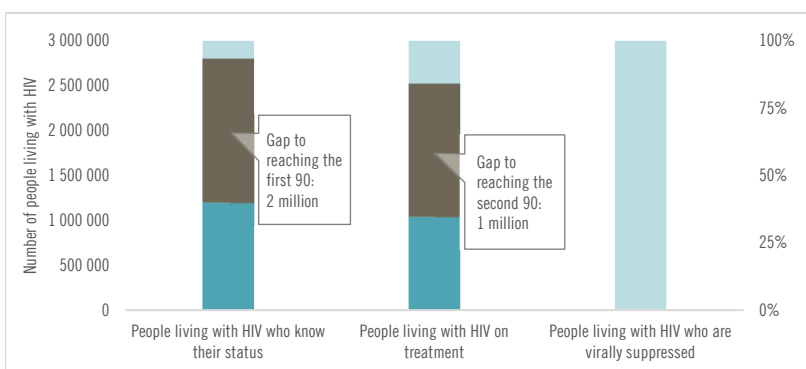
Incidence:prevalence ratio = **0.07**



KEY POPULATIONS

	Sex workers	Gay men and other men who have sex with men	People who inject drugs	Transgender people	Prisoners
Estimated size of population	103 506	26 014	44 515
HIV prevalence	14.4%	23%	3.4%
Know their HIV status
Antiretroviral therapy coverage
Condom use	98.1%	51%	83.2%
Coverage of HIV prevention programmes
Avoidance of health care because of stigma and discrimination

HIV TESTING AND TREATMENT CASCADE



All ages	38% [26–54%]	33% [22–47%]	...% [...–...%]
Children (0–14)	25% [14–37%]	26% [15–39%]	...% [...–...%]
Women (15+)	49% [33–68%]	44% [30–61%]	...% [...–...%]
Men (15+)	29% [18–42%]	22% [14–32%]	...% [...–...%]

Is antiretroviral therapy provided in community settings (such as outside health facilities) for people who are stable on antiretroviral therapy? **Yes**

ELIMINATION OF MOTHER-TO-CHILD TRANSMISSION

	2010	2017
Percentage of pregnant women living with HIV accessing antiretroviral medicines	17% [10–24%]	30% [19–44%]
Early infant diagnosis	6% [4–10%]	12% [8–19%]

HIV COMORBIDITIES

Estimated number of incident tuberculosis cases among people living with HIV (2016)	63 000 [40 000–93 000]
Proportion of people living with HIV newly enrolled in HIV care with active tuberculosis (2016)	6.8%
Cervical cancer screening of women living with HIV	...
Proportion of people coinfecting with HIV and hepatitis B virus receiving combined treatment	...
Proportion of people coinfecting with HIV and hepatitis C virus starting hepatitis C treatment	...

HIV PREVENTION

Knowledge of HIV prevention among young people aged 15–24 years (2017)	
— Women	29.3%
— Men	27.9%
Condom use at last higher-risk sex (with a non-marital, non-cohabiting partner)	
— Women	...
— Men	...
Women aged 15–49 years who have their demand for family planning satisfied by modern methods (2013)	38.8%
Men aged 15–49 years who are circumcised	Not applicable
Male circumcisions performed according to national standards	Not applicable
People who received PrEP at least once during the reporting period (2017)	364

Harm reduction

— Use of sterile injecting equipment at last injection	...
— Needles and syringes distributed per person who injects	...
— Coverage of opioid substitution therapy	...
— Naloxone available (2016)	No
— Safe injection rooms available (2016)	No

EPIDEMIC ESTIMATES

	2005	2010	2017
New HIV infections			
New HIV infections (all ages)	4400 [3600–5400]	2200 [1600–2800]	1600 [900–2300]
New HIV infections (0–14)	920 [760–1100]	800 [660–990]	<500 [<500–600]
New HIV infections (women, 15+)	2200 [1700–2700]	870 [590–1100]	670 [<500–1100]
New HIV infections (men, 15+)	1300 [1100–1700]	540 [<500–720]	<500 [<500–650]
HIV incidence per 1000 population	0.41 [0.33–0.5]	0.18 [0.13–0.22]	0.1 [0.06–0.15]
AIDS-related deaths			
AIDS-related deaths (all ages)	3000 [2300–3800]	1900 [1400–2500]	2100 [1500–2800]
AIDS-related deaths (0–14)	600 [500–710]	560 [<500–670]	<500 [<500–500]
AIDS-related deaths (women, 15+)	1400 [1100–1900]	650 [<500–900]	970 [690–1400]
AIDS-related deaths (men, 15+)	930 [710–1200]	660 [<500–880]	740 [540–960]
People living with HIV			
People living with HIV (all ages)	47 000 [40 000–55 000]	49 000 [43 000–57 000]	43 000 [36 000–51 000]
People living with HIV (0–14)	4400 [3600–5200]	5500 [4700–6500]	5000 [4200–6000]
People living with HIV (women, 15+)	27 000 [23 000–32 000]	28 000 [25 000–33 000]	25 000 [21 000–30 000]
People living with HIV (men, 15+)	16 000 [13 000–19 000]	15 000 [13 000–18 000]	13 000 [10 000–15 000]

LAWS AND POLICIES

Laws criminalizing the transmission of, non-disclosure of or exposure to HIV transmission	Yes
Criminalization of sex work among consenting adults	Partial criminalization of sex work
Criminalization of same-sex sexual acts	...
Drug use or possession for personal use is an offence	Possession of drugs for personal use is specified as a criminal offence
Criminalization of transgender people	Neither criminalized nor prosecuted
Laws or policies restricting the entry, stay and residence of people living with HIV	No
Parental consent for adolescents to access HIV testing	Yes, for adolescents younger than 16 years
Spousal consent for married women to access sexual and reproductive health services	No
Mandatory HIV testing for marriage, work or residence permits or for certain groups	No

STIGMA AND DISCRIMINATION

	2005	2016
Percentage of women and men aged 15–49 years who report discriminatory attitudes towards people living with HIV	70.4	53.2
Percentage of people living with HIV denied health services because of their HIV status in the last 12 months		2012 2.7
Percentage of people living with HIV who reported a health-care professional told others about their HIV status without their consent		2012 3.1

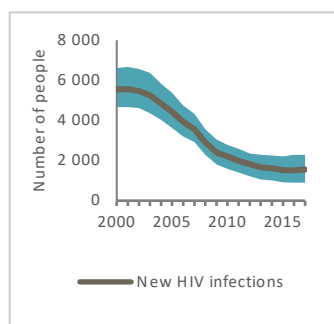
VIOLENCE

Proportion of ever-married or partnered women aged 15–49 years who experienced physical or sexual violence from a male intimate partner in the past 12 months

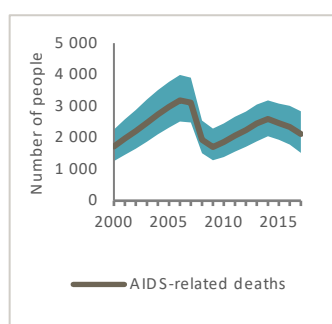
EXPENDITURES

	Financing sources					Total
	Domestic private	Domestic public	International: PEPFAR	International: Global Fund	International: all others	
Last available report: 2015	US\$ 1 394 264	US\$ 1 920 965	...	US\$ 6 725 861	...	US\$ 12 756 882

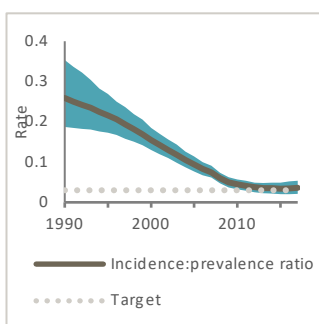
EPIDEMIC TRANSITION METRICS



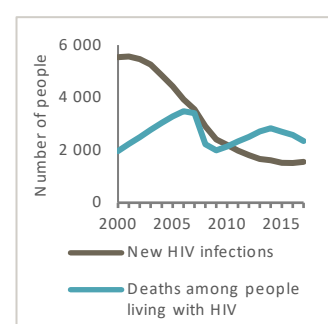
Change in new HIV infections since 2010 = **-30%**



Change in AIDS-related deaths since 2010 = **14%**



Incidence:prevalence ratio = **0.04**



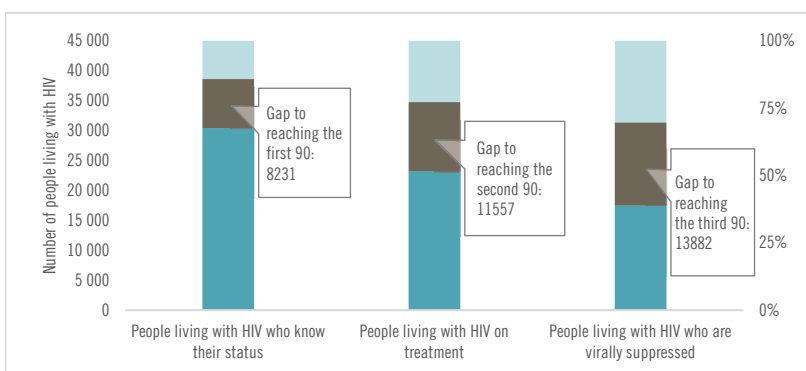
KEY POPULATIONS

	Sex workers	Gay men and other men who have sex with men	People who inject drugs	Transgender people	Prisoners
Estimated size of population	20 763	9 265	2 991	...	8 630
HIV prevalence	6.6%	41.9%	1.6%	...	2%
Know their HIV status
Antiretroviral therapy coverage	19.7%	...	14.3%
Condom use	94.1%	72.6%	42.7%
Coverage of HIV prevention programmes
Avoidance of health care because of stigma and discrimination

HIV COMORBIDITIES

Estimated number of incident tuberculosis cases among people living with HIV (2016)	1400 [910–1900]
Proportion of people living with HIV newly enrolled in HIV care with active tuberculosis (2016)	3.4%
Cervical cancer screening of women living with HIV	...
Proportion of people coinfecting with HIV and hepatitis B virus receiving combined treatment (2017)	87.8%
Proportion of people coinfecting with HIV and hepatitis C virus starting hepatitis C treatment	...

HIV TESTING AND TREATMENT CASCADE



All ages	71% [59–84%]	54% [45–64%]	41% [34–48%]
Children (0–14)	34% [28–41%]	25% [20–29%]	...% [...–...%]
Women (15+)	81% [66–>95%]	62% [51–74%]	...% [...–...%]
Men (15+)	66% [52–80%]	50% [40–61%]	...% [...–...%]

Is antiretroviral therapy provided in community settings (such as outside health facilities) for people who are stable on antiretroviral therapy? ...

ELIMINATION OF MOTHER-TO-CHILD TRANSMISSION

	2010	2017
Percentage of pregnant women living with HIV accessing antiretroviral medicines	23% [20–27%]	53% [44–62%]
Early infant diagnosis	11% [9–12%]	23% [20–28%]

HIV PREVENTION

Knowledge of HIV prevention among young people aged 15–24 years (2016)	
— Women	25.7%
— Men	32.4%
Condom use at last higher-risk sex (with a non-marital, non-cohabiting partner) (2014)	
— Women	...
— Men	68.9%
Women aged 15–49 years who have their demand for family planning satisfied by modern methods (2016)	48.6%
Men aged 15–49 years who are circumcised	Not applicable
Male circumcisions performed according to national standards	Not applicable
People who received PrEP at least once during the reporting period (2017)	...

Harm reduction

— Use of sterile injecting equipment at last injection	...
— Needles and syringes distributed per person who injects (2017)	131.01
— Coverage of opioid substitution therapy (2017)	57%
— Naloxone available (2016)	No
— Safe injection rooms available (2016)	No

EPIDEMIC ESTIMATES

	2005	2010	2017
New HIV infections			
New HIV infections (all ages)	6500 [5600–7900]	4900 [4100–5800]	3200 [2000–4800]
New HIV infections (0–14)	990 [810–1200]	1300 [1000–1500]	560 [<500–930]
New HIV infections (women, 15+)	3000 [2600–3700]	2000 [1600–2400]	1500 [920–2200]
New HIV infections (men, 15+)	2500 [2000–3200]	1600 [1300–2000]	1200 [740–1900]
HIV incidence per 1000 population	1.2 [1.04–1.47]	0.78 [0.65–0.94]	0.44 [0.28–0.66]
AIDS-related deaths			
AIDS-related deaths (all ages)	2200 [1700–3000]	2900 [2300–3700]	2600 [2100–3200]
AIDS-related deaths (0–14)	560 [<500–680]	750 [620–900]	<500 [<500–660]
AIDS-related deaths (women, 15+)	880 [640–1200]	1100 [900–1500]	840 [650–1100]
AIDS-related deaths (men, 15+)	750 [540–1100]	1000 [780–1400]	1300 [1100–1600]
People living with HIV			
People living with HIV (all ages)	46 000 [39 000–54 000]	58 000 [52 000–64 000]	61 000 [51 000–73 000]
People living with HIV (0–14)	2900 [2300–3600]	4800 [4000–5600]	5500 [4400–6700]
People living with HIV (women, 15+)	24 000 [21 000–28 000]	30 000 [27 000–33 000]	32 000 [27 000–39 000]
People living with HIV (men, 15+)	19 000 [16 000–23 000]	23 000 [20 000–27 000]	23 000 [18 000–29 000]

LAWS AND POLICIES

Laws criminalizing the transmission of, non-disclosure of or exposure to HIV transmission	Yes
Criminalization of sex work among consenting adults	Other punitive regulation of sex work
Criminalization of same-sex sexual acts	Yes, imprisonment (up to 14 years)
Drug use or possession for personal use is an offence	Drug use or consumption is a specific offence in law
Criminalization of transgender people	Criminalized
Laws or policies restricting the entry, stay and residence of people living with HIV	No
Parental consent for adolescents to access HIV testing	Yes, for adolescents younger than 18 years
Spousal consent for married women to access sexual and reproductive health services	No
Mandatory HIV testing for marriage, work or residence permits or for certain groups	No

STIGMA AND DISCRIMINATION

Percentage of women and men aged 15–49 years who report discriminatory attitudes towards people living with HIV	2008	2013
	68.9	53.4
Percentage of people living with HIV denied health services because of their HIV status in the last 12 months		2013
		1.2131716
Percentage of people living with HIV who reported a health-care professional told others about their HIV status without their consent		2013
		7.9722704

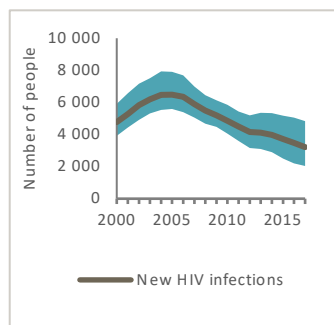
VIOLENCE

Proportion of ever-married or partnered women aged 15–49 years who experienced physical or sexual violence from a male intimate partner in the past 12 months	2013
	28.7

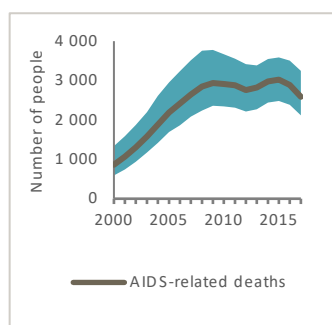
EXPENDITURES

	Financing sources					Total
	Domestic private	Domestic public	International: PEPFAR	International: Global Fund	International: all others	
Last available report: 2011	US\$ 40 385	US\$ 168 584	US\$ 2 957 997	US\$ 3000	US\$ 643 126	US\$ 20 905 243

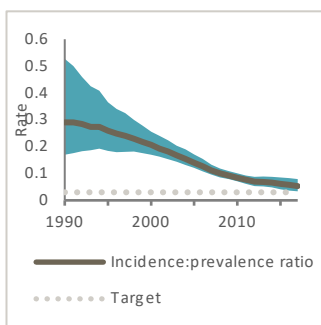
EPIDEMIC TRANSITION METRICS



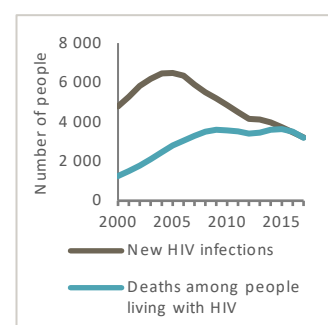
Change in new HIV infections since 2010 = **-34%**



Change in AIDS-related deaths since 2010 = **-11%**



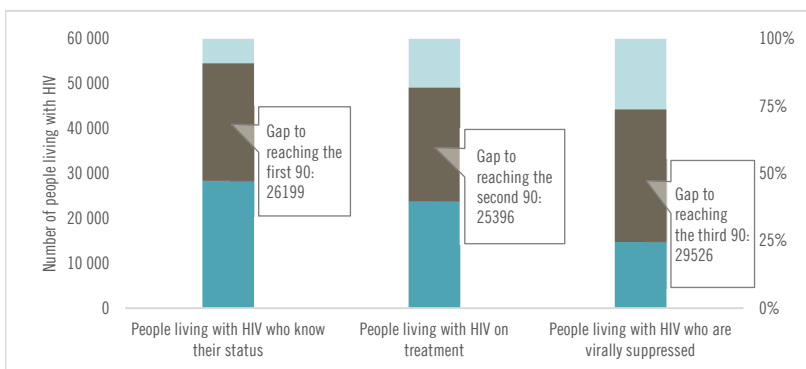
Incidence:prevalence ratio = **0.05**



KEY POPULATIONS

	Sex workers	Gay men and other men who have sex with men	People who inject drugs	Transgender people	Prisoners
Estimated size of population	3 400	...
HIV prevalence	...	14%	8.5%	...	5.9%
Know their HIV status
Antiretroviral therapy coverage
Condom use	14.9%	32.2%	32.1%
Coverage of HIV prevention programmes
Avoidance of health care because of stigma and discrimination

HIV TESTING AND TREATMENT CASCADE



	47%	39%	24%
All ages	[39–56%]	[33–47%]	[20–29%]
Children (0–14)	...	18%	...
Women (15+)	...	53%	...
Men (15+)	26%	25%	15%

Is antiretroviral therapy provided in community settings (such as outside health facilities) for people who are stable on antiretroviral therapy? **No**

ELIMINATION OF MOTHER-TO-CHILD TRANSMISSION

	2010	2017
Percentage of pregnant women living with HIV accessing antiretroviral medicines	35% [28–41%]	89% [67–>95%]
Early infant diagnosis	1% [0–1%]	7% [6–10%]

HIV COMORBIDITIES

Estimated number of incident tuberculosis cases among people living with HIV (2016)	3100 [2000–4500]
Proportion of people living with HIV newly enrolled in HIV care with active tuberculosis (2016)	9.1%
Cervical cancer screening of women living with HIV	...
Proportion of people coinfecting with HIV and hepatitis B virus receiving combined treatment	...
Proportion of people coinfecting with HIV and hepatitis C virus starting hepatitis C treatment	...

HIV PREVENTION

Knowledge of HIV prevention among young people aged 15–24 years	...
— Women	...
— Men	...
Condom use at last higher-risk sex (with a non-marital, non-cohabiting partner)	...
— Women	...
— Men	...
Women aged 15–49 years who have their demand for family planning satisfied by modern methods (2013)	49%
Men aged 15–49 years who are circumcised	Not applicable
Male circumcisions performed according to national standards	Not applicable
People who received PrEP at least once during the reporting period (2017)	...

Harm reduction	
— Use of sterile injecting equipment at last injection (2014)	40.7%
— Needles and syringes distributed per person who injects	...
— Coverage of opioid substitution therapy	...
— Naloxone available (2016)	No
— Safe injection rooms available (2016)	No

EPIDEMIC ESTIMATES

	2005	2010	2017
New HIV infections			
New HIV infections (all ages)	10 000 [4300–17 000]	6700 [2800–11 000]	4900 [2100–8300]
New HIV infections (0–14)	2700 [1200–4500]	2200 [980–3700]	1200 [510–1900]
New HIV infections (women, 15+)	4600 [1700–7900]	2800 [1000–4700]	2300 [870–3900]
New HIV infections (men, 15+)	3000 [1100–5200]	1800 [650–3000]	1500 [550–2500]
HIV incidence per 1000 population	1.91 [0.79–3.24]	1.08 [0.44–1.83]	0.65 [0.27–1.1]
AIDS-related deaths			
AIDS-related deaths (all ages)	7300 [4000–12 000]	6900 [3800–11 000]	4700 [2500–7700]
AIDS-related deaths (0–14)	1700 [860–3000]	1600 [780–2700]	870 [<500–1500]
AIDS-related deaths (women, 15+)	3100 [1500–5400]	3200 [1500–5400]	1900 [930–3300]
AIDS-related deaths (men, 15+)	2500 [1500–3900]	2200 [1300–3400]	1900 [1100–3000]
People living with HIV			
People living with HIV (all ages)	120 000 [76 000–160 000]	110 000 [75 000–160 000]	110 000 [70 000–150 000]
People living with HIV (0–14)	12 000 [7300–18 000]	14 000 [8500–21 000]	12 000 [7300–18 000]
People living with HIV (women, 15+)	63 000 [42 000–88 000]	62 000 [41 000–86 000]	59 000 [40 000–83 000]
People living with HIV (men, 15+)	41 000 [27 000–58 000]	38 000 [25 000–54 000]	34 000 [22 000–49 000]

LAWS AND POLICIES

Laws criminalizing the transmission of, non-disclosure of or exposure to HIV transmission	Yes
Criminalization of sex work among consenting adults	Other punitive regulation of sex work
Criminalization of same-sex sexual acts	Yes, imprisonment (up to 14 years)
Drug use or possession for personal use is an offence	...
Criminalization of transgender people	Neither criminalized nor prosecuted
Laws or policies restricting the entry, stay and residence of people living with HIV	No
Parental consent for adolescents to access HIV testing	Yes, for adolescents younger than 14 years
Spousal consent for married women to access sexual and reproductive health services	No
Mandatory HIV testing for marriage, work or residence permits or for certain groups	No

STIGMA AND DISCRIMINATION

Percentage of women and men aged 15–49 years who report discriminatory attitudes towards people living with HIV **2014**
45.8

Percentage of people living with HIV denied health services because of their HIV status in the last 12 months

Percentage of people living with HIV who reported a health-care professional told others about their HIV status without their consent

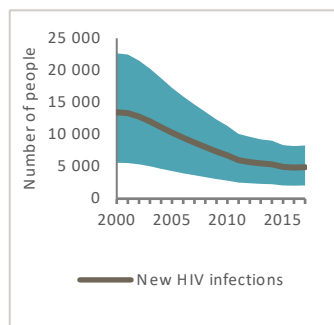
VIOLENCE

Proportion of ever-married or partnered women aged 15–49 years who experienced physical or sexual violence from a male intimate partner in the past 12 months **2014**
12.7

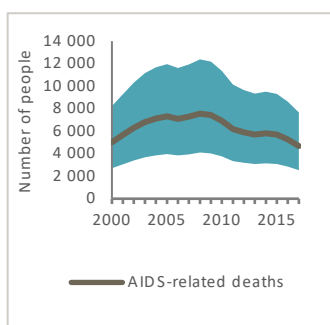
EXPENDITURES

	Financing sources					Total
	Domestic private	Domestic public	International: PEPFAR	International: Global Fund	International: all others	
Last available report: 2016	US\$ 2 939 725	US\$ 2 014 854	...	US\$ 16 143 937	...	US\$ 24 594 123

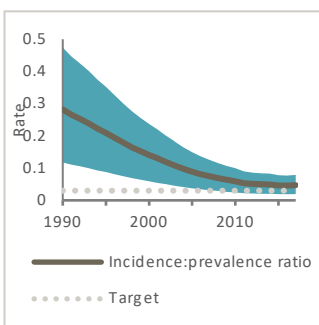
EPIDEMIC TRANSITION METRICS



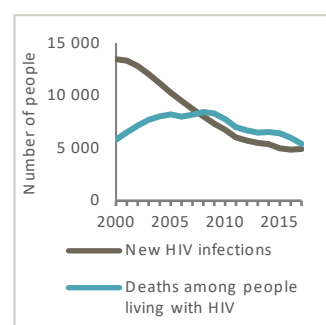
Change in new HIV infections since 2010 = **-27%**



Change in AIDS-related deaths since 2010 = **-32%**



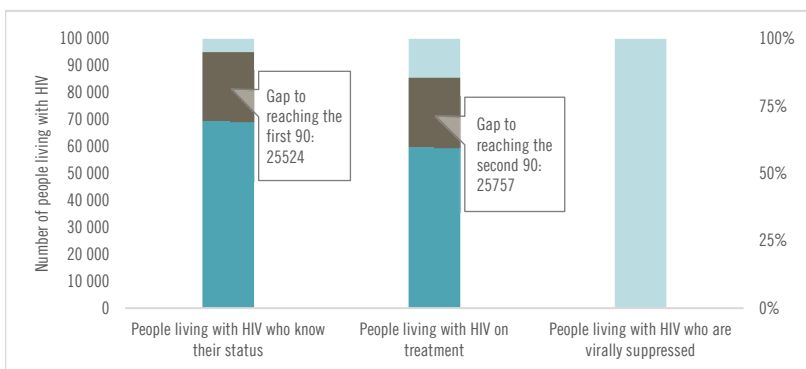
Incidence:prevalence ratio = **0.05**



KEY POPULATIONS

	Sex workers	Gay men and other men who have sex with men	People who inject drugs	Transgender people	Prisoners
Estimated size of population	10 284	7 649	2 289	...	4 122
HIV prevalence	13.2%	22%	2.8%
Know their HIV status	44.7%
Antiretroviral therapy coverage
Condom use	86.4%	80.2%	25.8%
Coverage of HIV prevention programmes
Avoidance of health care because of stigma and discrimination

HIV TESTING AND TREATMENT CASCADE



All ages	66% [43–92%]	57% [37–80%]	...% [...–...%]
Children (0–14)	37% [22–56%]	30% [18–46%]	...% [...–...%]
Women (15+)	79% [53–>95%]	72% [48–>95%]	...% [...–...%]
Men (15+)	53% [34–75%]	39% [26–56%]	...% [...–...%]

Is antiretroviral therapy provided in community settings (such as outside health facilities) for people who are stable on antiretroviral therapy? **No**

ELIMINATION OF MOTHER-TO-CHILD TRANSMISSION

	2010	2017
Percentage of pregnant women living with HIV accessing antiretroviral medicines	33% [21–47%]	66% [41–93%]
Early infant diagnosis	14% [10–23%]	36% [25–57%]

HIV COMORBIDITIES

Estimated number of incident tuberculosis cases among people living with HIV (2016)	770 [500–1100]
Proportion of people living with HIV newly enrolled in HIV care with active tuberculosis (2016)	62%
Cervical cancer screening of women living with HIV	...
Proportion of people coinfectd with HIV and hepatitis B virus receiving combined treatment	...
Proportion of people coinfectd with HIV and hepatitis C virus starting hepatitis C treatment	...

HIV PREVENTION

Knowledge of HIV prevention among young people aged 15–24 years (2014)	
— Women	23.3%
— Men	31.6%
Condom use at last higher-risk sex (with a non-marital, non-cohabiting partner) (2014)	
— Women	42.9%
— Men	60.7%
Women aged 15–49 years who have their demand for family planning satisfied by modern methods (2014)	37.4%
Men aged 15–49 years who are circumcised (2014)	Not applicable
Male circumcisions performed according to national standards	Not applicable
People who received PrEP at least once during the reporting period (2017)	...

Harm reduction

— Use of sterile injecting equipment at last injection	...
— Needles and syringes distributed per person who injects	...
— Coverage of opioid substitution therapy	...
— Naloxone available (2016)	No
— Safe injection rooms available (2016)	No

Asia and the Pacific

AT A GLANCE

1 The HIV epidemic is not over yet: some countries in the region are on track to meet the Fast-Track Targets, but epidemics are expanding in Pakistan and Philippines.

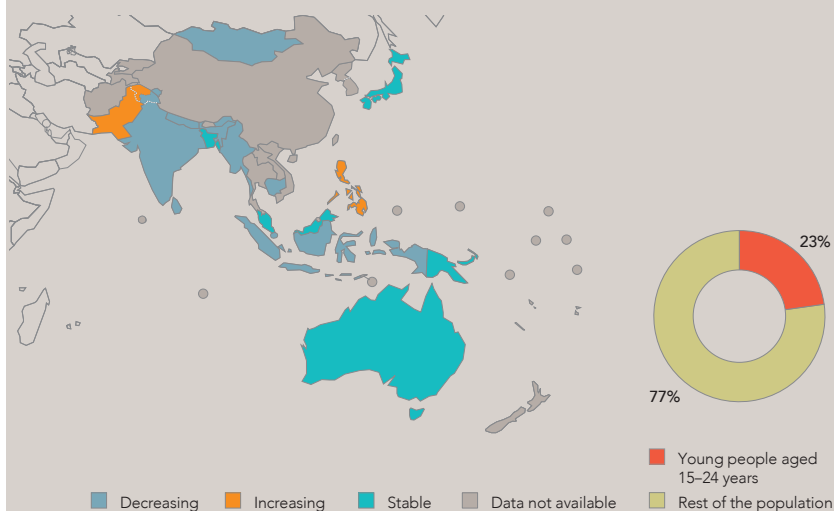
2 While strong progress has been made in increasing access to life-saving HIV treatment, access to HIV prevention services for members of key populations and their intimate partners continue to lag.

3 Rising incidence of HIV among gay men and other men who have sex with men could lead to rebounding HIV epidemics in several countries in the region.

4 Some countries with comprehensive harm reduction programmes have reduced new HIV infections among people who inject drugs, but access to harm reduction services is still not adequate across the region.

5 Active and well-supported community involvement is crucial for the success of the HIV response in the region.

Percent change in new HIV infections between 2010 and 2017 and the proportion of new HIV infections that were among young people aged 15–24 years in 2017, Asia and the Pacific



Source: UNAIDS 2018 estimates.

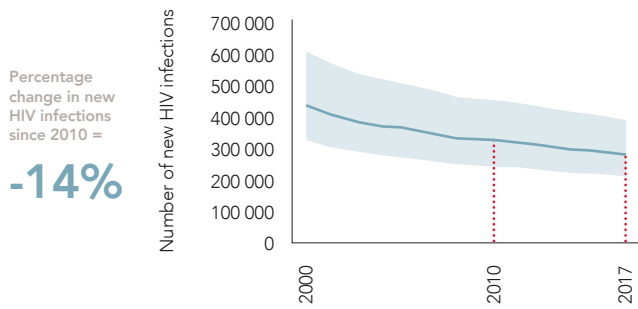
Asia and the Pacific has made strong inroads with its HIV response. Sustained and focused efforts to reach key populations have led to major reductions in HIV infections in Cambodia, India, Myanmar, Thailand and Viet Nam between 2010 and 2017. However, epidemics are expanding in Pakistan and Philippines.

The vast majority of new HIV infections in Asia and the Pacific are associated with current or former members of key populations and their partners. Unprotected sex between men—especially young men—is an increasingly important factor in many of the region’s HIV epidemics: epidemics among gay men and other men who have sex with men are expanding in several countries. Key populations must remain at the core of HIV prevention.

HIV risk among young people within key populations is of particular concern: since 2010, new HIV infections among young people (aged 15–24 years) increased by 170% in Philippines and 29% in Pakistan.

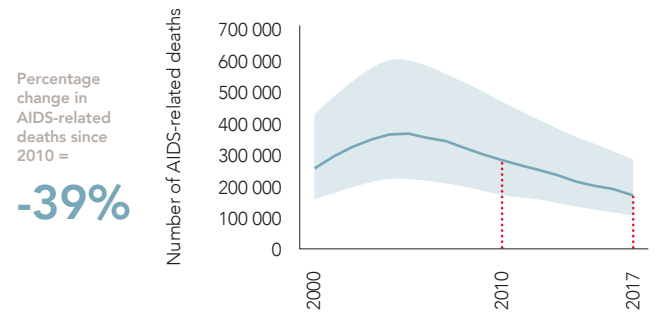
EPIDEMIC TRANSITION MEASURES

Number of new HIV infections, Asia and the Pacific, 2000–2017



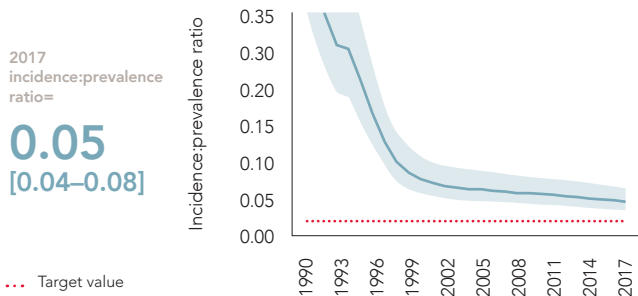
Source: UNAIDS 2018 estimates.

Number of AIDS-related deaths, Asia and the Pacific, 2000–2017



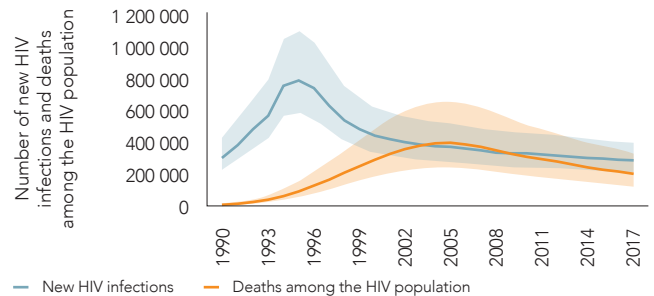
Source: UNAIDS 2018 estimates.

Incidence:prevalence ratio, Asia and the Pacific, 1990–2017



Source: UNAIDS 2018 estimates.

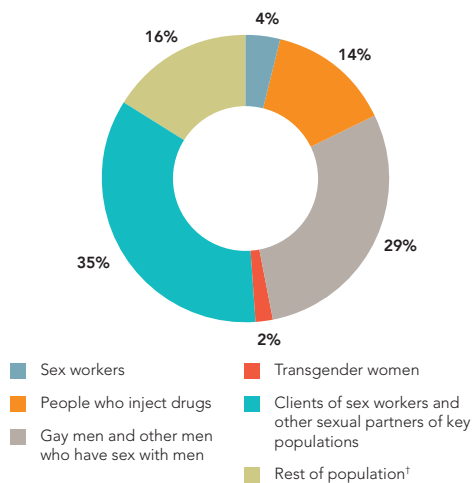
Number of new HIV infections and deaths among the HIV population, Asia and the Pacific, 1990–2017



Source: UNAIDS 2018 estimates.

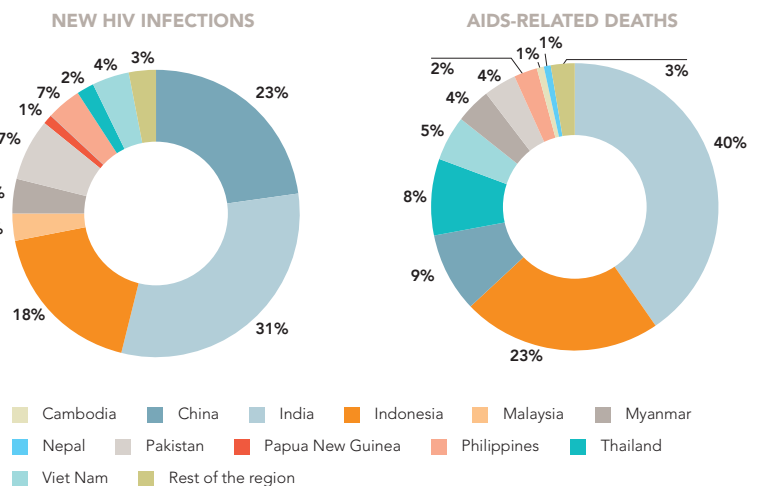
New HIV infections in Asia and the Pacific decreased by 14% during 2010–2017 and annual deaths from AIDS-related illness declined by 39% during that same period. The combined progress reduced the region's incidence:prevalence ratio to a comparatively low 0.05 [0.04–0.08] in 2017; it is steadily moving towards the 0.03 epidemic transition benchmark. Slower progress on HIV prevention compared to treatment translates to steadily increasing numbers of people living with HIV and rising costs for HIV-related health care.

Distribution of new HIV infections, by population group, Asia and the Pacific, 2017



* Individuals in this category did not report any HIV-related risk behaviour.
Source: UNAIDS special analysis, 2018.

Distribution of new HIV infections and AIDS-related deaths by country, Asia and the Pacific, 2017



Source: UNAIDS 2018 estimates.

LAWS AND POLICIES SCORECARD

Country	Criminalization of transgender people	Criminalization of sex work	Criminalization of same-sex sexual acts	Drug use or possession for personal use an offence	Parental consent for adolescents to access HIV testing	Spousal consent for married women to access SRH services	Laws criminalizing the transmission of, non-disclosure of or exposure to HIV transmission	Laws or policies restricting the entry, stay and residence of people living with HIV	Mandatory HIV testing for marriage, work or residence permits or for certain groups
Afghanistan	Red	Red	Red	Red	Blue	Green	Green	Red	
Australia	Grey	Grey	Green (a)	Grey	Grey	Grey	Grey	Grey	
Bangladesh	Green	Red	Orange	Red	Red	Green	Green	Green	
Bhutan	Grey	Grey	Grey	Grey	Grey	Grey	Grey	Grey	
Brunei-Darussalam	Grey	Grey	Grey	Grey	Grey	Grey	Grey	Grey	
Cambodia	Green	Red	Green	Grey	Red (b)	Green	Red	Green	
China	Green	Red	Green	Red	Blue	Green	Red	Red	
Cook Islands	Grey	Grey	Grey	Grey	Grey	Grey	Grey	Grey	
Democratic People's Republic of Korea	Grey	Grey	Grey	Grey	Grey	Grey	Grey	Grey	
Fiji	Green	Red	Green	Red	Blue	Green	Red	Grey	
India	Green	Grey	Orange	Red	Red	Green	Green	Green	
Indonesia	Grey	Grey	Grey	Grey	Orange	Red	Grey	Red	
Japan	Grey	Grey	Grey	Grey	Grey	Grey	Grey	Grey	
Kiribati	Red	Red	Orange	Red	Blue	Green	Orange	Red	
Lao People's Democratic Republic	Green	Red	Green	Red	Orange	Green	Red	Red	
Malaysia	Red	Red	Grey	Red	Red	Green	Grey	Red	
Maldives	Grey	Grey	Grey	Grey	Grey	Grey	Grey	Grey	
Marshall Islands	Green	Red	Green	Red	Blue	Green	Red	Red	
Micronesia (Federated States of)	Green	Grey	Orange	Orange	Blue	Green	Green	Green	
Mongolia	Grey	Grey	Grey	Grey	Red	Green	Grey	Red	

<p>Red: Criminalized and/or prosecuted Green: Neither criminalized nor prosecuted Grey: Data not available</p>	<p>Red: Any criminalization or punitive regulation of sex work Green: Sex work is not subject to punitive regulations or is not criminalized Blue: Issue is determined/differs at subnational level Grey: Data not available</p>	<p>Red: Death penalty Orange: Imprisonment (14 years–life, up to 14 years) or no penalty specified Green: Data not available</p>	<p>Red: Compulsory detention for drug offences Orange: Possession of drugs for personal use is specified as a non-criminal offence Grey: Data not available</p>	<p>Red: Yes, for adolescents younger than 18 Orange: Yes, for adolescents younger than 14 and 16 Green: Yes, for adolescents younger than 12 Blue: No Grey: Data not available</p>	<p>Red: Yes Green: No Grey: Data not available</p>	<p>Red: Yes Green: No Blue: No, but prosecutions exist based on general criminal laws Grey: Data not available</p>	<p>Red: Yes Green: No Grey: Data not available</p>	<p>Red: Yes Green: No Grey: Data not available</p>
--	--	--	---	--	--	--	--	--

Laws penalizing same-sex sexual acts have been decriminalized or never existed, or no specific legislation

Possession of drugs for personal use is specified as a criminal offence or drug use or consumption is a specific offence in law

^a Australia. Marriage Amendment (Definition and Religious Freedoms) Act 2017. Sec 2CA (<https://www.legislation.gov.au/Details/C2017A00129>).

^b Kingdom of Cambodia. The Law on the Prevention and Control of HIV/AIDS. No. NS/RKM/0702/015. 1 August 2002.

Note: Data on laws restricting the entry, stay and residence of people living with HIV are currently undergoing a global review that will involve country validation. An update is expected by the end of 2018.

Sources: National Commitment and Policy Instrument, 2017 and 2018; supplemented by additional sources where noted.

Country	Criminalization of transgender people	Criminalization of sex work	Criminalization of same-sex sexual acts	Drug use or possession for personal use an offence	Parental consent for adolescents to access HIV testing	Spousal consent for married women to access SRH services	Laws criminalizing the transmission of, non-disclosure of or exposure to HIV transmission	Laws or policies restricting the entry, stay and residence of people living with HIV	Mandatory HIV testing for marriage, work or residence permits or for certain groups
Myanmar	Red	Red	Orange	Orange	Grey	Red	Red	Red	
Nauru	Red	Red	Red	Red	Grey	Red	Red	Red	
Nepal	Red	Red	Orange	Red	Orange	Red	Red	Red	
New Zealand	Red	Red	Red	Red	Grey	Red	Orange	Red	
Niue	Red	Red	Grey	Red	Orange	Red	Red	Red	
Pakistan	Red	Red	Red	Red	Red	Red	Red	Red	
Palau	Red	Red	Red	Red	Grey	Red	Red	Red	
Papua New Guinea	Red	Red	Orange	Red	Orange	Red	Red	Red	
Philippines	Red	Red	Red	Grey	Red	Red	Red	Red	
Republic of Korea	Grey	Grey	Grey	Grey	Grey	Grey	Grey	Grey	
Samoa	Red	Red	C	Orange	Grey	Red	Red	Red	
Singapore	Grey	Grey	Grey	Grey	Orange	Red	Grey	Red	
Solomon Islands	Grey	Grey	Grey	Grey	Grey	Grey	Grey	Grey	
Sri Lanka	Red	Red	Orange	Red	Grey	Red	Red	Red	
Thailand	Grey	Grey	Grey	Grey	Grey	Red	Red	Red	
Timor-Leste	Grey	Grey	Grey	Grey	Grey	Grey	Grey	Grey	
Tonga	Red	Red	Orange	Red	Orange	Red	Red	Red	
Tuvalu	Red	Red	Grey	Red	Orange	Red	Red	Red	
Vanuatu	Red	Grey	Red	Red	Grey	Red	Orange	Red	
Viet Nam	Grey	Grey	Grey	Grey	Grey	Grey	Grey	Grey	

Criminalization of transgender people
 Red: Criminalized and/or prosecuted
 Orange: Neither criminalized nor prosecuted
 Grey: Data not available

Criminalization of sex work
 Red: Any criminalization or punitive regulation of sex work
 Orange: Sex work is not subject to punitive regulations or is not criminalized
 Grey: Issue is determined/differs at subnational level
 Grey: Data not available

Criminalization of same-sex sexual acts
 Red: Death penalty
 Orange: Imprisonment (14 years–life, up to 14 years) or no penalty specified
 Grey: Data not available

Drug use or possession for personal use an offence
 Red: Compulsory detention for drug offences
 Orange: Possession of drugs for personal use is specified as a non-criminal offence
 Grey: Data not available

Parental consent for adolescents to access HIV testing
 Red: Yes, for adolescents younger than 18
 Orange: Yes, for adolescents younger than 14 and 16
 Yellow: Yes, for adolescents younger than 12
 Grey: No
 Grey: Data not available

Spousal consent for married women to access SRH services
 Red: Yes
 Orange: No
 Grey: Data not available

Laws criminalizing the transmission of, non-disclosure of or exposure to HIV transmission
 Red: Yes
 Orange: No, but prosecutions exist based on general criminal laws
 Grey: No
 Grey: Data not available

Laws or policies restricting the entry, stay and residence of people living with HIV
 Red: Yes
 Orange: No
 Grey: Data not available

Mandatory HIV testing for marriage, work or residence permits or for certain groups
 Red: Yes
 Orange: No
 Grey: Data not available

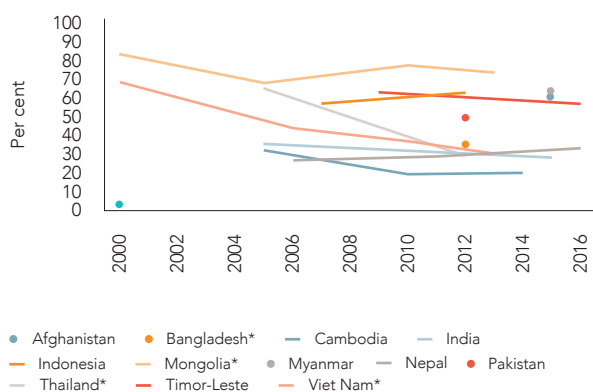
Laws penalizing same-sex sexual acts have been decriminalized or never existed, or no specific legislation

Possession of drugs for personal use is specified as a criminal offence or drug use or consumption is a specific offence in law

^cIndependent State of Samoa. Crimes Act 2013, No. 10. Sec 67 (http://www.palemene.ws/new/wp-content/uploads/01.Acts/Acts%202013/Crimes_Act_2013_-_Eng.pdf).

STIGMA AND DISCRIMINATION

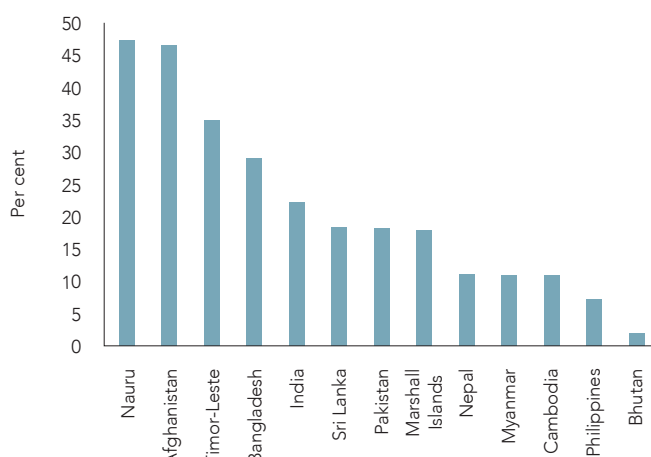
Percentage of men and women aged 15–49 years who would not buy vegetables from a shopkeeper living with HIV, Asia and the Pacific, 2000–2016



*Female respondents only.

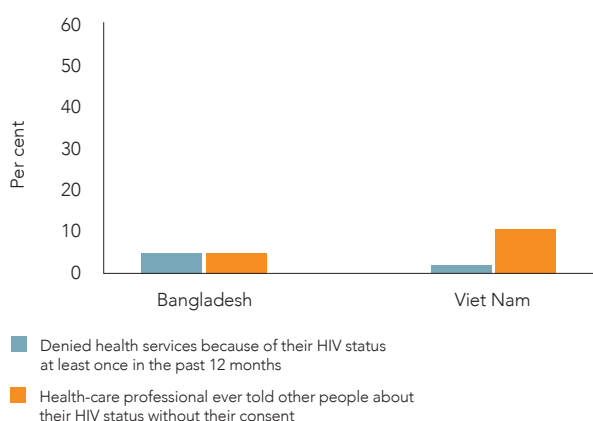
Source: Population-based surveys, 2000–2016.

Percentage of ever-married or partnered women aged 15–49 years who experienced physical and/or sexual violence by an intimate partner in the past 12 months, countries with available data, Asia and the Pacific, 2012–2016



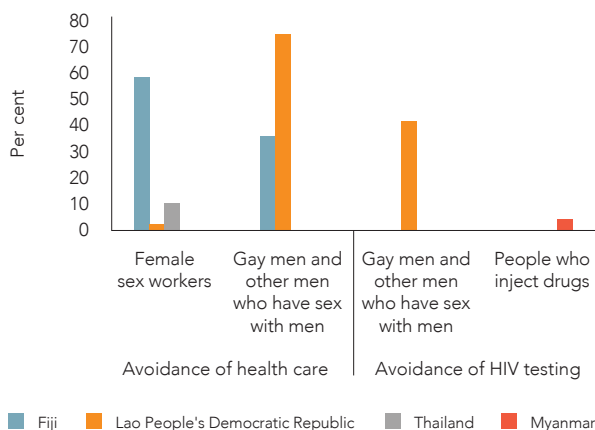
Source: Population-based surveys, 2012–2016.

Percentage of people living with HIV who experienced discrimination in healthcare settings, countries with available data, Asia and the Pacific, 2014–2017



Source: People Living with HIV Stigma Index surveys, 2014–2017.

Percentage of key populations who reported having avoided health-care services and HIV testing in the past 12 months due to stigma and discrimination, countries with available data, Asia and the Pacific, 2014–2017



Source: Integrated biological and behavioural surveys, 2014–2017.

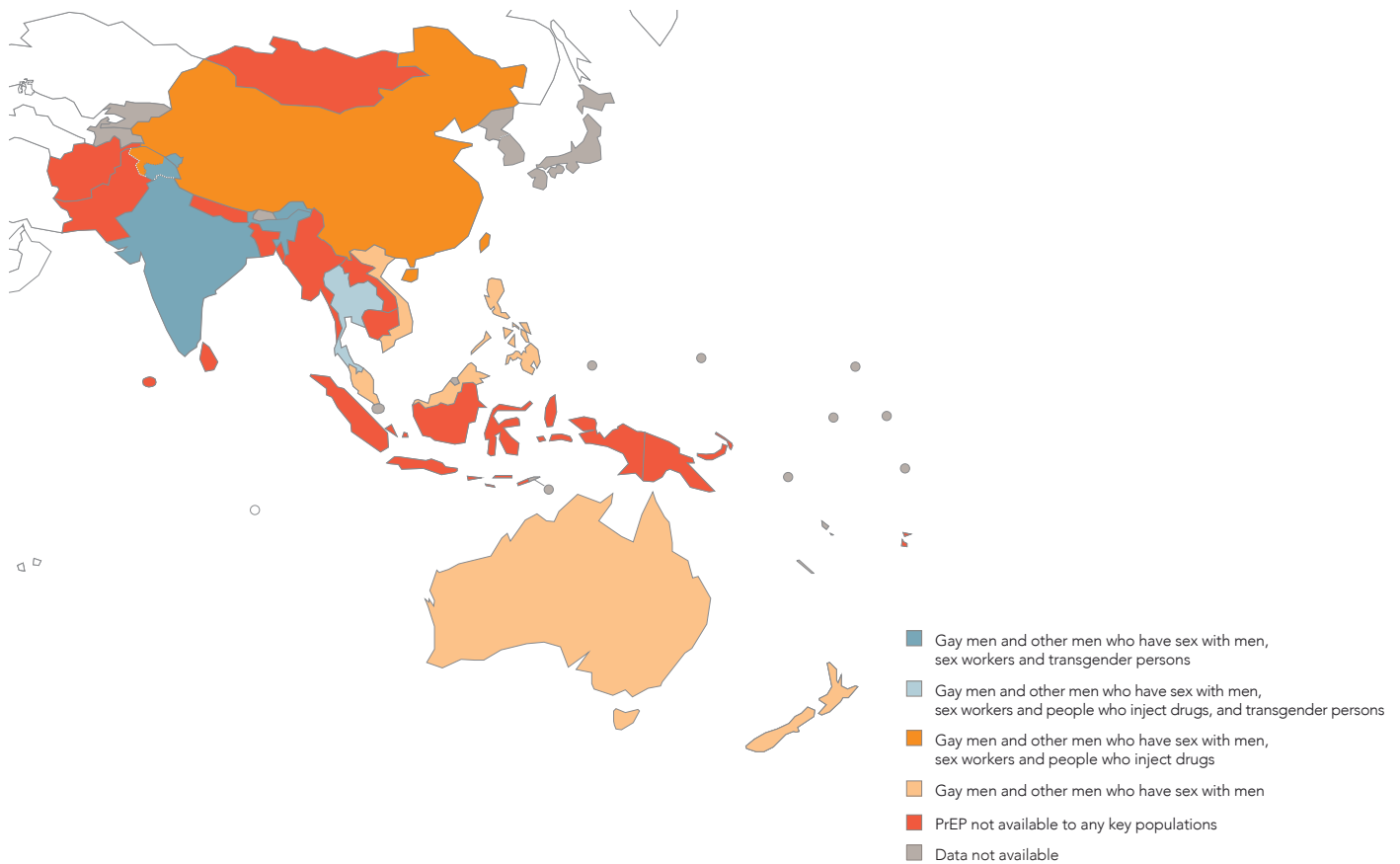
Successive surveys in Cambodia, India, Thailand and Viet Nam indicate that attitudes towards people living with HIV have improved. At the same time, 50% or more of people surveyed in Afghanistan, Indonesia, Mongolia, Myanmar, Pakistan and Timor-Leste said they would not buy vegetables from a vendor living with HIV (1).

While several countries in the region have earned plaudits with their HIV programmes for female sex workers, stigma and discrimination still poses a major barrier in places like Fiji, where more than half (59%) of female sex workers reported avoiding health-care services due to stigma and discrimination. In Lao People's Democratic Republic and Thailand, by contrast, only 2% and 11% of female sex workers, respectively, reported similar trepidation (1). Three quarters (75%) of gay men and other men who have sex with the men in Lao People's Democratic Republic and about one third (36%) of their peers in Fiji said that stigma and discrimination deterred them from visiting health-care facilities (2).

More than a quarter of women reported being physically or sexually assaulted by an intimate partner in the previous 12 months in Afghanistan, Bangladesh, Nauru and Timor-Leste (3). One in five transgender women in India experienced sexual violence in the last 12 months, and one quarter of transgender women in Bangladesh reported being raped in the last 12 months (4).

COMBINATION HIV PREVENTION

Availability of pre-exposure prophylaxis for key populations through pilot projects and demonstration sites, Asia and the Pacific, March 2018



Source: 2017 and 2018 National Commitments and Policy Instrument. Information based on communications with national HIV programmes and UNAIDS country offices in Asia and the Pacific, 2017.

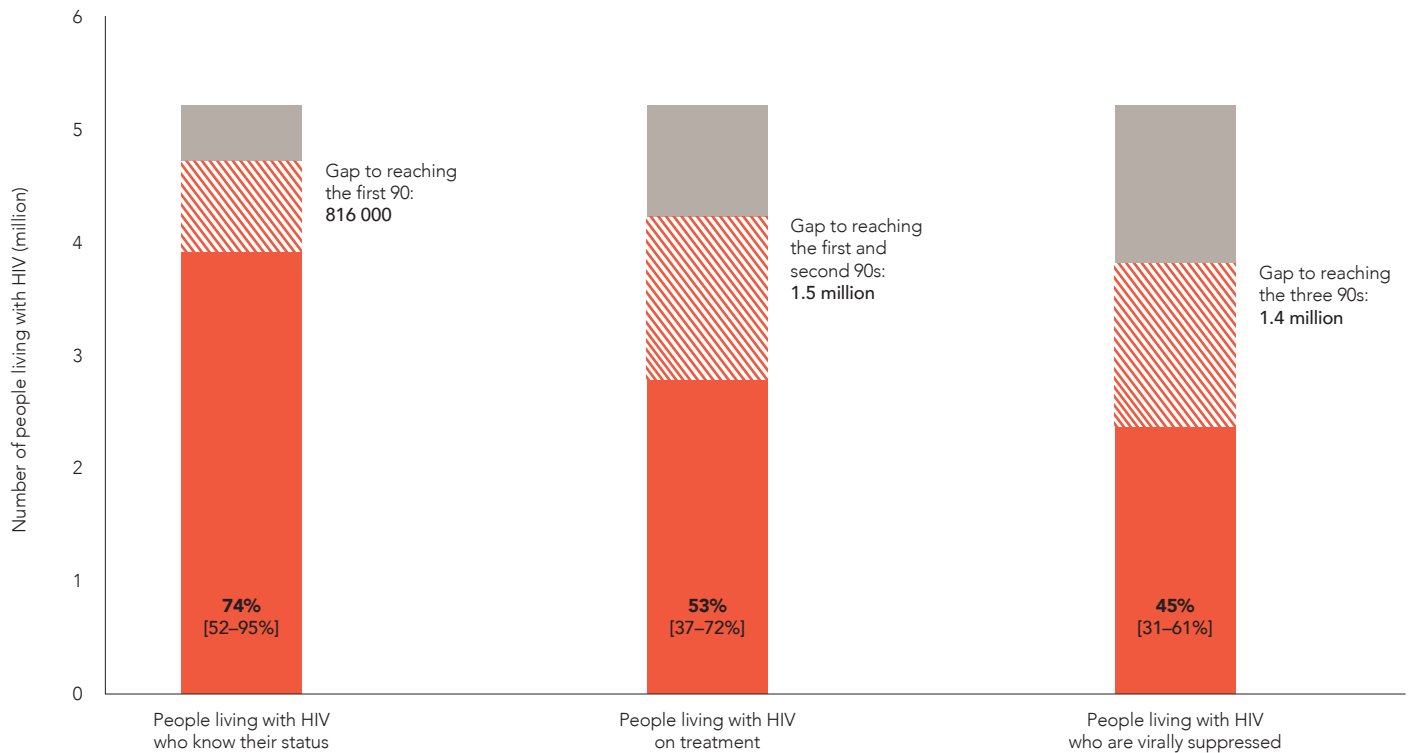
While several countries have successfully reduced HIV transmission during sex work, the region has had less success in reversing the HIV epidemics among gay men and other men who have sex with men. Coverage of prevention programmes for this population are low, and services tend to be focused chiefly in large cities. There has been an encouraging increase in the number of countries offering pre-exposure prophylaxis (PrEP), albeit mainly through pilot projects and at demonstration sites. By March 2018, PrEP was available on a limited basis to gay men and other men who have sex with men in China, India, Malaysia, New Zealand, Philippines, Thailand and Viet Nam¹. In Australia, PrEP is being provided at scale.

When harm reduction programmes have been provided at scale in Asia and the Pacific, they have led to declines in HIV prevalence among people who inject drugs (such as in Malaysia). Fourteen countries across Asia were implementing needle-syringe programmes in 2016, but very few of them have expanded their programmes in recent years (5).

¹ Information based on communication with national HIV programmes and UNAIDS country offices in Asia and the Pacific, 2017.

HIV TESTING AND TREATMENT

HIV testing and treatment cascade, Asia and the Pacific, 2017



Source: UNAIDS special analysis, 2018; see annex on methods for more details.

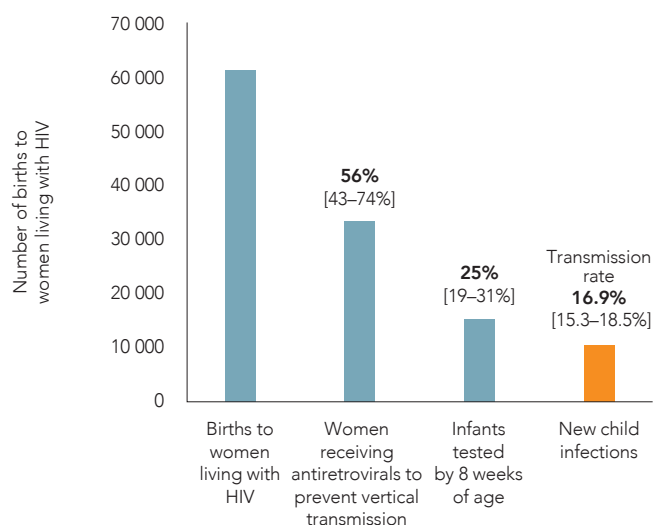
Among the 5.2 million [4.1–6.7 million] people living with HIV in Asia and the Pacific at the end of 2017, 74% [52–95%] were aware of their HIV status, an increase from 70% [49–94%] in 2016. The gap to achieving the first 90 of the 90–90–90 targets in 2017 was 816 000 people living with HIV.

About 2.7 million [2.4–2.9 million] people in the region were accessing antiretroviral therapy in 2017, or 53% [37–72%] of all people living with HIV. The gap to achieving the first and second 90s of the 90–90–90 targets in 2017 was 1.5 million people living with HIV.

The estimated percentage of people living with HIV who achieved viral suppression increased from 38% [27–52%] in 2016 to 45% [31–61%] in 2017. The gap to achieving all three 90s in 2017 was the testing, treatment and viral suppression of an additional 1.4 million people living with HIV.

ELIMINATION OF MOTHER-TO-CHILD TRANSMISSION

Cascade of services for preventing vertical transmission and transmission rate, Asia and the Pacific, 2017

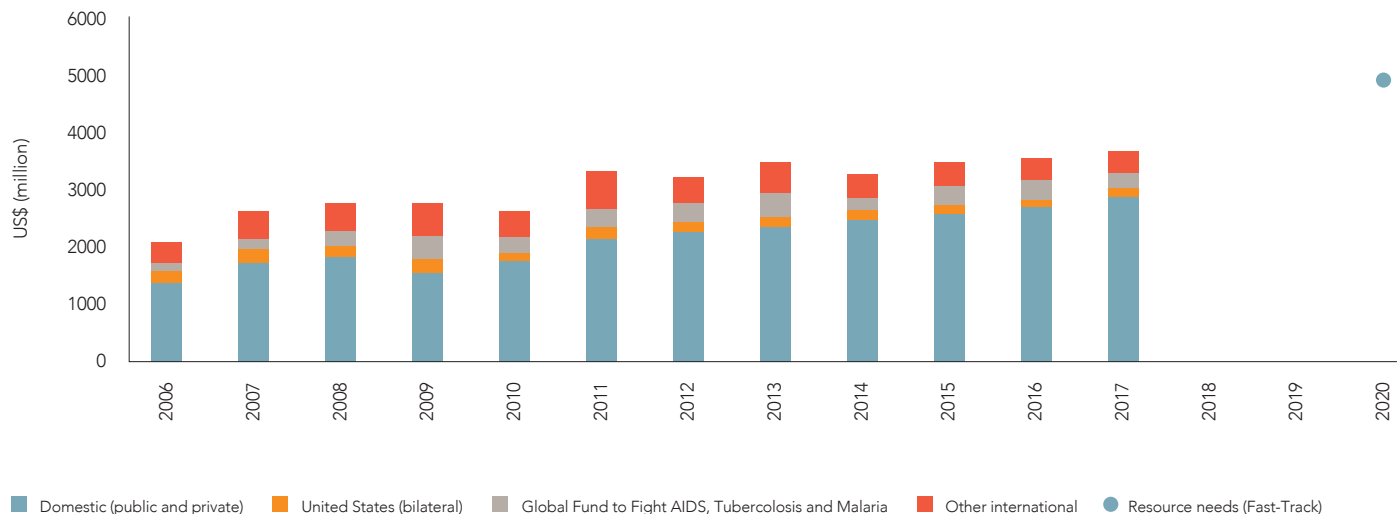


Source: UNAIDS 2018 estimates; 2018 Global AIDS Monitoring.

Although decreasing, the rate of mother-to-child transmission of HIV in Asia and the Pacific remains comparatively high—17% in 2017. Programme coverage has more than doubled since 2010, but it remains among the lowest in the world. Only about half (56%) of the estimated 61 000 women living with HIV who gave birth in the region in 2017 received effective antiretroviral prophylaxis in 2017. Only a quarter of HIV-exposed infants received early infant diagnosis.

INVESTMENT

HIV resource availability by source, 2006–2017 and projected resource needs by 2020, Asia and the Pacific



*Estimates for low- and middle-income countries per 2015 World Bank income level classification. All figures are expressed in constant 2016 US dollars.

Source: UNAIDS 2018 resource availability and needs estimates.

In total, an estimated US\$ 3.7 billion was available in 2017 for the AIDS response in Asia and the Pacific. Financial resource availability in Asia and the Pacific has increased by 76% since 2006. While domestic resources have doubled over the last decade, a global shift in donor priorities towards countries with large disease burdens has contributed to a 30% decline in international funding for HIV programmes in the region. A 25% overall increase in resources is needed by 2020 to reach the region's Fast-Track resource target of US\$ 4.9 billion. Domestic resources comprised 78.4% of total HIV investments. The Global Fund to Fight AIDS, Tuberculosis and Malaria (Global Fund) and the United States President's Emergency Plan for AIDS Relief (PEPFAR) contributed 7.3% and 4.1%, respectively.

References

1. Population-based surveys, 2012–2017.
2. Integrated biological and behavioural surveys, 2014–2017.
3. Population-based surveys, 2012–2016.
4. Integrated biological and behavioural surveys, 2014–2016.
5. Global state of harm reduction 2016. London: Harm Reduction International: 2016.

EPIDEMIC ESTIMATES

	2005	2010	2017
New HIV infections			
New HIV infections (all ages)	860 [690–970]	930 [750–1100]	1000 [800–1100]
New HIV infections (0–14)	... [...-...]	... [...-...]	... [...-...]
New HIV infections (women, 15+)	<100 [<100– <200]	<100 [<100– <200]	<200 [<100– <200]
New HIV infections (men, 15+)	770 [590–880]	830 [650–960]	900 [690–1000]
HIV incidence per 1000 population	0.04 [0.03–0.05]	0.04 [0.03–0.05]	0.04 [0.03–0.05]
AIDS-related deaths			
AIDS-related deaths (all ages)	<500 [<200– <500]	<500 [<200– <500]	<200 [<100– <500]
AIDS-related deaths (0–14)	... [...-...]	... [...-...]	... [...-...]
AIDS-related deaths (women, 15+)	<100 [<100– <100]	<100 [<100– <100]	<100 [<100– <100]
AIDS-related deaths (men, 15+)	<500 [<200– <500]	<500 [<200– <500]	<200 [<100– <500]
People living with HIV			
People living with HIV (all ages)	16 000 [14 000–19 000]	20 000 [18 000–23 000]	26 000 [23 000–29 000]
People living with HIV (0–14)	... [...-...]	... [...-...]	... [...-...]
People living with HIV (women, 15+)	1500 [1300–1700]	2000 [1700–2200]	2700 [2500–3000]
People living with HIV (men, 15+)	15 000 [13 000–17 000]	18 000 [16 000–21 000]	23 000 [20 000–27 000]

LAWS AND POLICIES

Laws criminalizing the transmission of, non-disclosure of or exposure to HIV transmission ...

Criminalization of sex work among consenting adults ...

Criminalization of same-sex sexual acts ...

Drug use or possession for personal use is an offence ...

Criminalization of transgender people ...

Laws or policies restricting the entry, stay and residence of people living with HIV ...

Parental consent for adolescents to access HIV testing ...

Spousal consent for married women to access sexual and reproductive health services ...

Mandatory HIV testing for marriage, work or residence permits or for certain groups ...

STIGMA AND DISCRIMINATION

Percentage of women and men aged 15–49 years who report discriminatory attitudes towards people living with HIV

Percentage of people living with HIV denied health services because of their HIV status in the last 12 months

Percentage of people living with HIV who reported a health-care professional told others about their HIV status without their consent

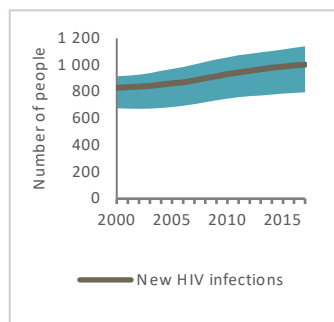
VIOLENCE

Proportion of ever-married or partnered women aged 15–49 years who experienced physical or sexual violence from a male intimate partner in the past 12 months

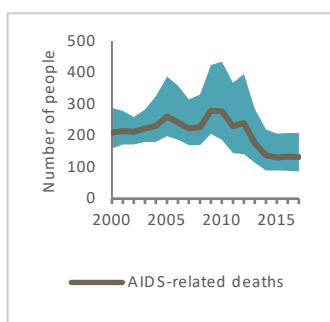
EXPENDITURES

	Financing sources					Total
	Domestic private	Domestic public	International: PEPFAR	International: Global Fund	International: all others	
Last available report: 2006	...	US\$ 101 415 112	US\$ 101 415 112

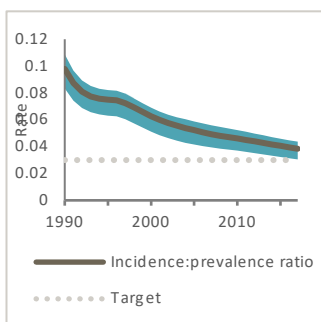
EPIDEMIC TRANSITION METRICS



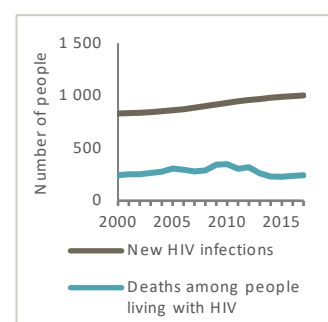
Change in new HIV infections since 2010 = 8%



Change in AIDS-related deaths since 2010 = -53%



Incidence:prevalence ratio = 0.04



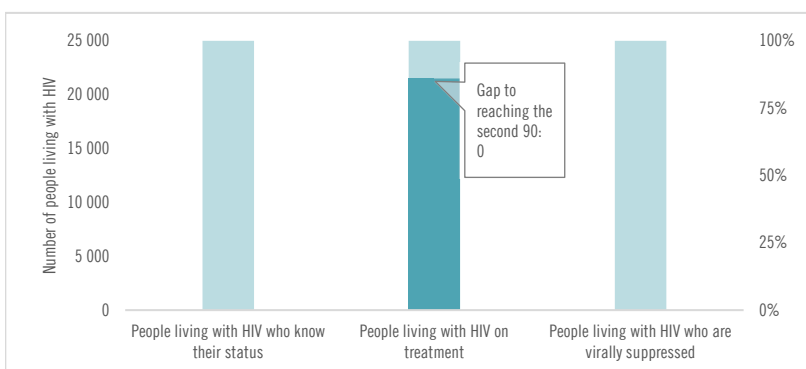
KEY POPULATIONS

	Sex workers	Gay men and other men who have sex with men	People who inject drugs	Transgender people	Prisoners
Estimated size of population	...	263 530	79 055	...	38 845
HIV prevalence	...	18.3%	1.7%
Know their HIV status
Antiretroviral therapy coverage	...	78%
Condom use	...	38.3%	31.9%
Coverage of HIV prevention programmes
Avoidance of health care because of stigma and discrimination

HIV COMORBIDITIES

Estimated number of incident tuberculosis cases among people living with HIV (2016)	29 [25–34]
Proportion of people living with HIV newly enrolled in HIV care with active tuberculosis (2016)	...
Cervical cancer screening of women living with HIV	...
Proportion of people coinfectd with HIV and hepatitis B virus receiving combined treatment	...
Proportion of people coinfectd with HIV and hepatitis C virus starting hepatitis C treatment	...

HIV TESTING AND TREATMENT CASCADE



All ages	...% [...-...%]	82% [73–93%]	...% [...-...%]
Children (0–14)	...% [...-...%]	...% [...-...%]	...% [...-...%]
Women (15+)	...% [...-...%]	94% [85–>95%]	...% [...-...%]
Men (15+)	...% [...-...%]	81% [71–92%]	...% [...-...%]

Is antiretroviral therapy provided in community settings (such as outside health facilities) for people who are stable on antiretroviral therapy?	...
---	-----

ELIMINATION OF MOTHER-TO-CHILD TRANSMISSION

	2010	2017
Percentage of pregnant women living with HIV accessing antiretroviral medicines	...% [...-...%]	...% [...-...%]
Early infant diagnosis	...% [...-...%]	...% [...-...%]

HIV PREVENTION

Knowledge of HIV prevention among young people aged 15–24 years	
— Women	...
— Men	...
Condom use at last higher-risk sex (with a non-marital, non-cohabiting partner)	
— Women	...
— Men	...
Women aged 15–49 years who have their demand for family planning satisfied by modern methods	...
Men aged 15–49 years who are circumcised	Not applicable
Male circumcisions performed according to national standards	Not applicable
People who received PrEP at least once during the reporting period (2017)	...
Harm reduction	
— Use of sterile injecting equipment at last injection (2015)	74%
— Needles and syringes distributed per person who injects (2016)	624.88
— Coverage of opioid substitution therapy	...
— Naloxone available (2016)	...
— Safe injection rooms available (2016)	...

EPIDEMIC ESTIMATES

	2005	2010	2017
New HIV infections			
New HIV infections (all ages)	1700 [1500–1900]	1500 [1400–1700]	1700 [1500–1800]
New HIV infections (0–14)	<100 [<100– <100]	<100 [<100– <100]	<100 [<100– <100]
New HIV infections (women, 15+)	<500 [<500– <500]	530 [<500–600]	520 [<500–590]
New HIV infections (men, 15+)	1200 [1100–1300]	930 [830–1100]	1100 [990–1200]
HIV incidence per 1000 population	0.01 [0.01–0.01]	0.01 [<0.01–0.01]	0.01 [<0.01–0.01]
AIDS-related deaths			
AIDS-related deaths (all ages)	<500 [<500– <500]	880 [720–1100]	1100 [930–1200]
AIDS-related deaths (0–14)	<100 [<100– <100]	<100 [<100– <100]	<100 [<100– <100]
AIDS-related deaths (women, 15+)	<100 [<100– <100]	<500 [<200– <500]	<500 [<500– <500]
AIDS-related deaths (men, 15+)	<500 [<200– <500]	630 [520–760]	690 [610–780]
People living with HIV			
People living with HIV (all ages)	6400 [5800–7100]	10 000 [9100–12 000]	13 000 [11 000–15 000]
People living with HIV (0–14)	<100 [<100– <100]	<200 [<200– <500]	<500 [<500– <500]
People living with HIV (women, 15+)	1500 [1300–1700]	3200 [2800–3600]	4400 [3800–5000]
People living with HIV (men, 15+)	4800 [4300–5400]	7000 [6100–8100]	8500 [7300–9900]

LAWS AND POLICIES

Laws criminalizing the transmission of, non-disclosure of or exposure to HIV transmission	No
Criminalization of sex work among consenting adults	Partial criminalization of sex work
Criminalization of same-sex sexual acts	Yes, imprisonment (14 years - life)
Drug use or possession for personal use is an offence	Possession of drugs for personal use is specified as a criminal offence
Criminalization of transgender people	Neither criminalized nor prosecuted
Laws or policies restricting the entry, stay and residence of people living with HIV	No
Parental consent for adolescents to access HIV testing	Yes, for adolescents younger than 18 years
Spousal consent for married women to access sexual and reproductive health services	No
Mandatory HIV testing for marriage, work or residence permits or for certain groups	No

STIGMA AND DISCRIMINATION

Percentage of women and men aged 15–49 years who report discriminatory attitudes towards people living with HIV

Percentage of people living with HIV denied health services because of their HIV status in the last 12 months **2017**
5

Percentage of people living with HIV who reported a health-care professional told others about their HIV status without their consent **2017**
5

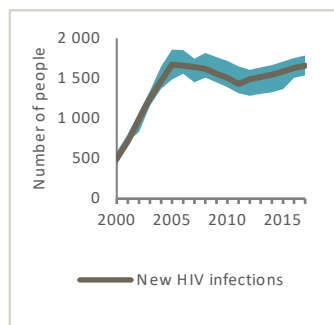
VIOLENCE

Proportion of ever-married or partnered women aged 15–49 years who experienced physical or sexual violence from a male intimate partner in the past 12 months **2015**
28.8

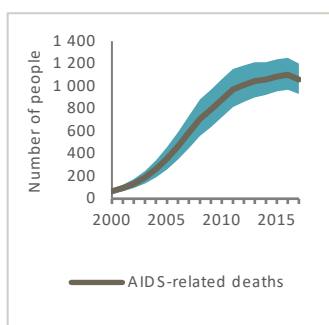
EXPENDITURES

	Financing sources					Total
	Domestic private	Domestic public	International: PEPFAR	International: Global Fund	International: all others	
Last available report: 2017	US\$ 1286	US\$ 311 024	...	US\$ 6 099 087	...	US\$ 7 103 747

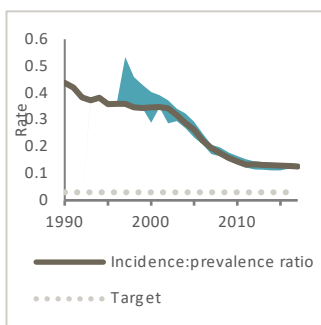
EPIDEMIC TRANSITION METRICS



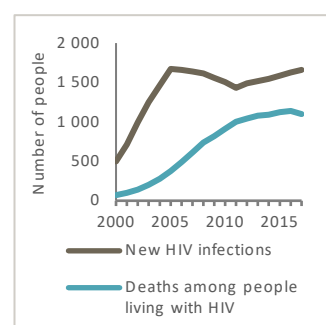
Change in new HIV infections since 2010 = 10%



Change in AIDS-related deaths since 2010 = 20%



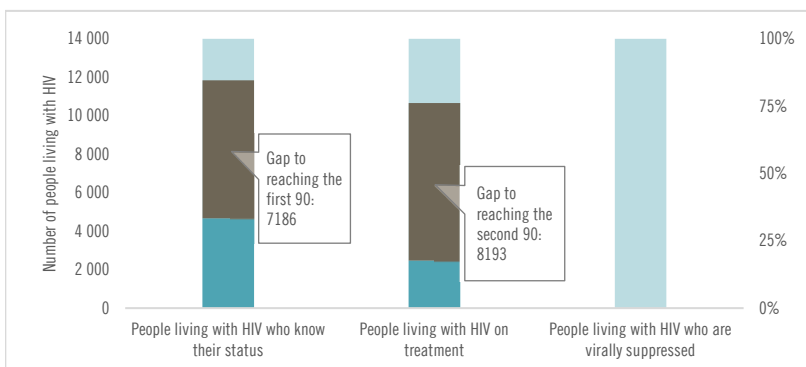
Incidence:prevalence ratio = 0.13



KEY POPULATIONS

	Sex workers	Gay men and other men who have sex with men	People who inject drugs	Transgender people	Prisoners
Estimated size of population	139 961	101 695	33 066	10 199	73 433
HIV prevalence	0.2%	0.2%	...	1.4%	...
Know their HIV status	31.2%	35.1%	...
Antiretroviral therapy coverage	78.3%	53.9%	30.9%	66.7%	...
Condom use	66.7%	45.8%	34.9%	41.1%	...
Coverage of HIV prevention programmes	15.2%	4.4%	27.8%	15.2%	...
Avoidance of health care because of stigma and discrimination

HIV TESTING AND TREATMENT CASCADE



	35% [31–41%]	19% [16–22%]	...% [...–...%]
All ages			
Children (0–14)	81% [71–94%]	37% [32–42%]	...% [...–...%]
Women (15+)	34% [30–39%]	19% [16–21%]	...% [...–...%]
Men (15+)	34% [30–40%]	18% [16–21%]	...% [...–...%]

Is antiretroviral therapy provided in community settings (such as outside health facilities) for people who are stable on antiretroviral therapy? No

ELIMINATION OF MOTHER-TO-CHILD TRANSMISSION

	2010	2017
Percentage of pregnant women living with HIV accessing antiretroviral medicines	14% [11–16%]	17% [15–21%]
Early infant diagnosis	2% [2–3%]	14% [12–16%]

HIV COMORBIDITIES

Estimated number of incident tuberculosis cases among people living with HIV (2016)	500 [250–840]
Proportion of people living with HIV newly enrolled in HIV care with active tuberculosis (2016)	11.4%
Cervical cancer screening of women living with HIV	...
Proportion of people coinfecting with HIV and hepatitis B virus receiving combined treatment	...
Proportion of people coinfecting with HIV and hepatitis C virus starting hepatitis C treatment	...

HIV PREVENTION

Knowledge of HIV prevention among young people aged 15–24 years (2014)	
— Women	12.7%
— Men	...
Condom use at last higher-risk sex (with a non-marital, non-cohabiting partner)	
— Women	...
— Men	...
Women aged 15–49 years who have their demand for family planning satisfied by modern methods (2014)	72.6%
Men aged 15–49 years who are circumcised	Not applicable
Male circumcisions performed according to national standards	Not applicable
People who received PrEP at least once during the reporting period (2017)	...

Harm reduction

— Use of sterile injecting equipment at last injection (2015)	83.9%
— Needles and syringes distributed per person who injects (2017)	125.36
— Coverage of opioid substitution therapy (2017)	2.6%
— Naloxone available (2016)	No
— Safe injection rooms available (2016)	No

EPIDEMIC ESTIMATES

	2005	2010	2017
New HIV infections			
New HIV infections (all ages)	3800 [3400–4200]	1600 [1400–1800]	590 [530–650]
New HIV infections (0–14)	720 [600–890]	<500 [<500– <500]	<100 [<100– <200]
New HIV infections (women, 15+)	1900 [1700–2100]	700 [610–770]	<500 [<500– <500]
New HIV infections (men, 15+)	1200 [1100–1300]	540 [<500–600]	<500 [<500– <500]
HIV incidence per 1000 population	0.29 [0.26–0.31]	0.11 [0.1–0.12]	0.04 [0.03–0.04]
AIDS-related deaths			
AIDS-related deaths (all ages)	7400 [6400–8300]	2300 [1400–3700]	1300 [1000–1900]
AIDS-related deaths (0–14)	<500 [<500–590]	<200 [<200– <500]	<100 [<100– <100]
AIDS-related deaths (women, 15+)	2700 [2300–3100]	810 [<500–1300]	590 [<500–930]
AIDS-related deaths (men, 15+)	4200 [3700–4900]	1300 [690–2200]	710 [540–980]
People living with HIV			
People living with HIV (all ages)	87 000 [72 000–110 000]	78 000 [67 000–93 000]	67 000 [58 000–79 000]
People living with HIV (0–14)	4700 [4100–5600]	5100 [4300–6000]	3300 [2700–4200]
People living with HIV (women, 15+)	38 000 [33 000–46 000]	37 000 [32 000–44 000]	34 000 [30 000–39 000]
People living with HIV (men, 15+)	44 000 [34 000–56 000]	36 000 [30 000–44 000]	30 000 [25 000–35 000]

LAWS AND POLICIES

Laws criminalizing the transmission of, non-disclosure of or exposure to HIV transmission	Yes
Criminalization of sex work among consenting adults	Other punitive regulation of sex work
Criminalization of same-sex sexual acts	No specific legislation
Drug use or possession for personal use is an offence	...
Criminalization of transgender people	Neither criminalized nor prosecuted
Laws or policies restricting the entry, stay and residence of people living with HIV	No
Parental consent for adolescents to access HIV testing	No
Spousal consent for married women to access sexual and reproductive health services	No
Mandatory HIV testing for marriage, work or residence permits or for certain groups	No

STIGMA AND DISCRIMINATION

	2005	2014
Percentage of women and men aged 15–49 years who report discriminatory attitudes towards people living with HIV	31.8	19.4

Percentage of people living with HIV denied health services because of their HIV status in the last 12 months

Percentage of people living with HIV who reported a health-care professional told others about their HIV status without their consent

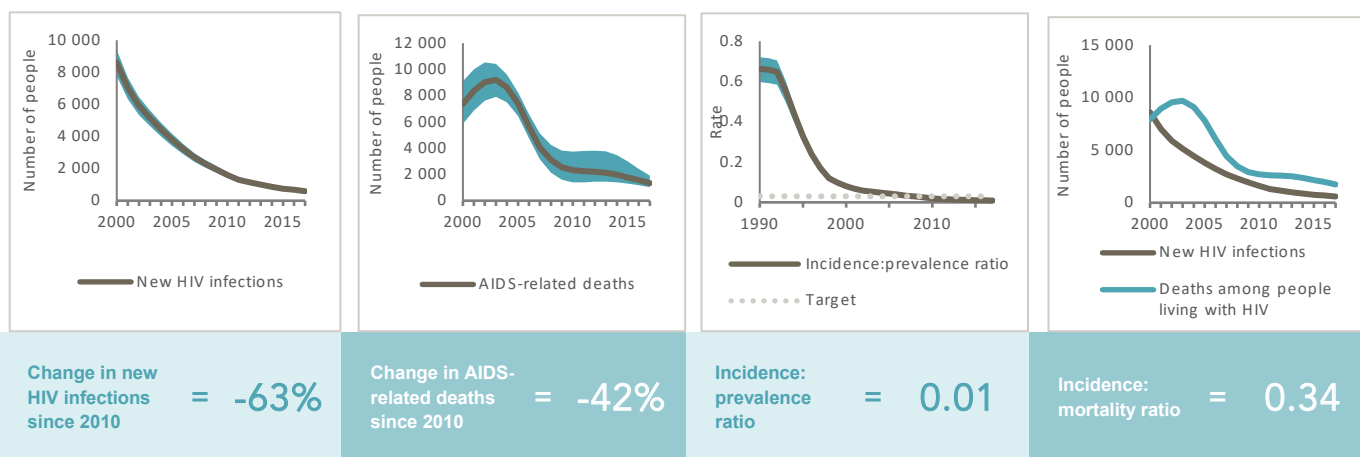
VIOLENCE

	2005	2014
Proportion of ever-married or partnered women aged 15–49 years who experienced physical or sexual violence from a male intimate partner in the past 12 months	9	10.9

EXPENDITURES

	Financing sources					Total
	Domestic private	Domestic public	International: PEPFAR	International: Global Fund	International: all others	
Last available report: 2012	US\$ 956 837	US\$ 5 212 931	...	US\$ 20 211 071	US\$ 20 182 528	US\$ 50 883 717

EPIDEMIC TRANSITION METRICS



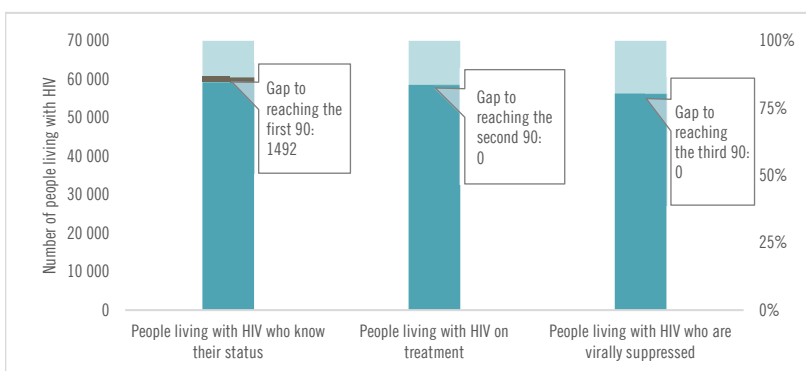
KEY POPULATIONS

	Sex workers	Gay men and other men who have sex with men	People who inject drugs	Transgender people	Prisoners
Estimated size of population	34 000	20 000	...	3 000	17 522
HIV prevalence	...	2.3%	15.2%
Know their HIV status	...	70.4%	...	70.9%	...
Antiretroviral therapy coverage	82.8%	95.4%	30.8%	95.1%	...
Condom use	88.8%	69.4%	8.7%	62.6%	...
Coverage of HIV prevention programmes	...	69.4%	78%
Avoidance of health care because of stigma and discrimination

HIV COMORBIDITIES

Estimated number of incident tuberculosis cases among people living with HIV (2016)	1300 [850–1900]
Proportion of people living with HIV newly enrolled in HIV care with active tuberculosis (2016)	...
Cervical cancer screening of women living with HIV	...
Proportion of people coinfectd with HIV and hepatitis B virus receiving combined treatment	...
Proportion of people coinfectd with HIV and hepatitis C virus starting hepatitis C treatment	...

HIV TESTING AND TREATMENT CASCADE



Category	2010	2017
All ages	88% [76–>95%]	87% [75–>95%]
Children (0–14)	>95% [87–>95%]	86% [71–>95%]
Women (15+)	89% [78–>95%]	88% [77–>95%]
Men (15+)	85% [72–>95%]	81% [68–94%]

Is antiretroviral therapy provided in community settings (such as outside health facilities) for people who are stable on antiretroviral therapy?	No
--	----

ELIMINATION OF MOTHER-TO-CHILD TRANSMISSION

	2010	2017
Percentage of pregnant women living with HIV accessing antiretroviral medicines	34% [28–40%]	>95% [73–>95%]
Early infant diagnosis	45% [39–54%]	64% [55–85%]

HIV PREVENTION

Knowledge of HIV prevention among young people aged 15–24 years (2014)	
— Women	37.6%
— Men	45.9%
Condom use at last higher-risk sex (with a non-marital, non-cohabiting partner) (2014)	
— Women	41.5%
— Men	72.8%
Women aged 15–49 years who have their demand for family planning satisfied by modern methods (2014)	56.5%
Men aged 15–49 years who are circumcised	Not applicable
Male circumcisions performed according to national standards	Not applicable
People who received PrEP at least once during the reporting period (2017)	...
Harm reduction	
— Use of sterile injecting equipment at last injection (2017)	93.5%
— Needles and syringes distributed per person who injects (2017)	304.64
— Coverage of opioid substitution therapy	...
— Naloxone available (2016)	Yes
— Safe injection rooms available (2016)	No

EPIDEMIC ESTIMATES

	2005	2010	2017
New HIV infections			
New HIV infections (all ages)	130 000 [66 000–230 000]	120 000 [60 000–210 000]	88 000 [44 000–160 000]
New HIV infections (0–14)	13 000 [8100–20 000]	7700 [4800–12 000]	3700 [2300–5800]
New HIV infections (women, 15+)	48 000 [23 000–87 000]	45 000 [22 000–81 000]	34 000 [16 000–60 000]
New HIV infections (men, 15+)	71 000 [35 000–130 000]	67 000 [33 000–120 000]	50 000 [25 000–92 000]
HIV incidence per 1000 population	0.12 [0.06–0.22]	0.1 [0.05–0.18]	0.1 [0.03–0.12]
AIDS-related deaths			
AIDS-related deaths (all ages)	240 000 [110 000–440 000]	160 000 [76 000–290 000]	69 000 [34 000–130 000]
AIDS-related deaths (0–14)	11 000 [5900–19 000]	6800 [3700–12 000]	2600 [1400–4600]
AIDS-related deaths (women, 15+)	88 000 [38 000–180 000]	58 000 [25 000–120 000]	20 000 [8800–42 000]
AIDS-related deaths (men, 15+)	140 000 [68 000–250 000]	91 000 [45 000–170 000]	46 000 [23 000–84 000]
People living with HIV			
People living with HIV (all ages)	2 800 000 [2 000 000–3 900 000]	2 300 000 [1 700 000–3 300 000]	2 100 000 [1 500 000–3 000 000]
People living with HIV (0–14)	100 000 [71 000–150 000]	88 000 [61 000–130 000]	61 000 [42 000–88 000]
People living with HIV (women, 15+)	1 100 000 [760 000–1 500 000]	900 000 [650 000–1 300 000]	880 000 [630 000–1 200 000]
People living with HIV (men, 15+)	1 600 000 [1 100 000–2 300 000]	1 300 000 [940 000–1 900 000]	1 200 000 [850 000–1 700 000]

LAWS AND POLICIES

Laws criminalizing the transmission of, non-disclosure of or exposure to HIV transmission	No
Criminalization of sex work among consenting adults	...
Criminalization of same-sex sexual acts	Yes, imprisonment (up to 14 years)
Drug use or possession for personal use is an offence	There is compulsory detention for drug offences
Criminalization of transgender people	Neither criminalized nor prosecuted
Laws or policies restricting the entry, stay and residence of people living with HIV	No
Parental consent for adolescents to access HIV testing	Yes, for adolescents younger than 18 years
Spousal consent for married women to access sexual and reproductive health services	No
Mandatory HIV testing for marriage, work or residence permits or for certain groups	No

STIGMA AND DISCRIMINATION

	2006	2016
Percentage of women and men aged 15–49 years who report discriminatory attitudes towards people living with HIV	35.1	27.6

Percentage of people living with HIV denied health services because of their HIV status in the last 12 months

Percentage of people living with HIV who reported a health-care professional told others about their HIV status without their consent

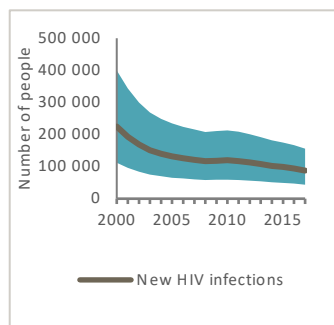
VIOLENCE

	2006	2016
Proportion of ever-married or partnered women aged 15–49 years who experienced physical or sexual violence from a male intimate partner in the past 12 months	23	22

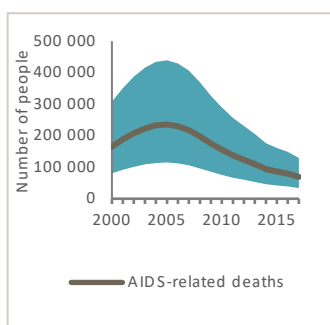
EXPENDITURES

	Financing sources					Total
	Domestic private	Domestic public	International: PEPFAR	International: Global Fund	International: all others	
Last available report: 2014	...	US\$ 164 330 065	US\$ 164 330 065

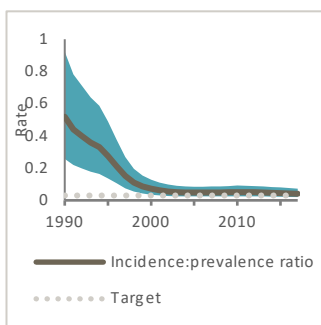
EPIDEMIC TRANSITION METRICS



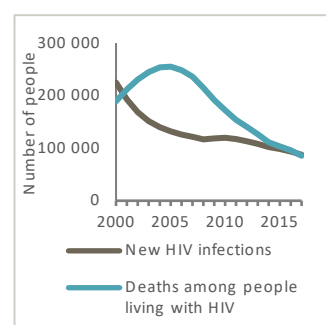
Change in new HIV infections since 2010 = **-27%**



Change in AIDS-related deaths since 2010 = **-56%**



Incidence:prevalence ratio = **0.04**



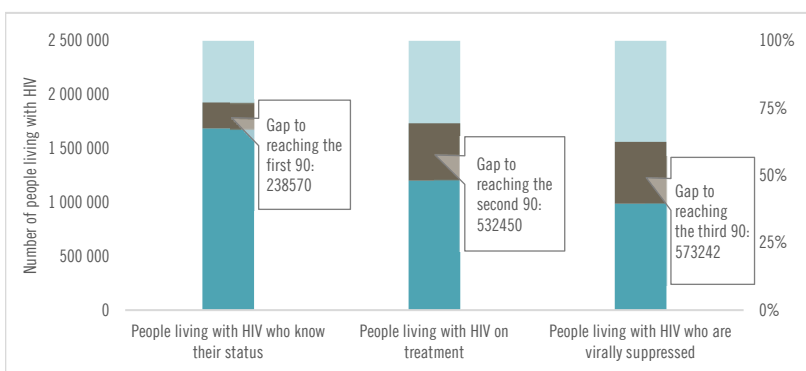
KEY POPULATIONS

	Sex workers	Gay men and other men who have sex with men	People who inject drugs	Transgender people	Prisoners
Estimated size of population	657 829	238 175	127 532	25 984	185 182
HIV prevalence	1.6%	2.7%	6.3%	3.1%	...
Know their HIV status	68.6%	69.2%	72%	59.7%	...
Antiretroviral therapy coverage
Condom use	90.8%	83.9%	77.4%	79.7%	...
Coverage of HIV prevention programmes
Avoidance of health care because of stigma and discrimination

HIV COMORBIDITIES

Estimated number of incident tuberculosis cases among people living with HIV (2016)	87 000 [56 000 -125 000]
Proportion of people living with HIV newly enrolled in HIV care with active tuberculosis (2016)	12.1%
Cervical cancer screening of women living with HIV (survey data) (2016)	35%
Proportion of people coinfecting with HIV and hepatitis B virus receiving combined treatment	...
Proportion of people coinfecting with HIV and hepatitis C virus starting hepatitis C treatment	...

HIV TESTING AND TREATMENT CASCADE



All ages	79% [56- >95%]	56% [40-79%]	46% [33-65%]
Children (0-14)	...% [...-...%]	76% [53- >95%]	...% [...-...%]
Women (15+)	87% [62- >95%]	63% [45-88%]	...% [...-...%]
Men (15+)	68% [48- >95%]	50% [35-71%]	...% [...-...%]

Is antiretroviral therapy provided in community settings (such as outside health facilities) for people who are stable on antiretroviral therapy? **No**

ELIMINATION OF MOTHER-TO-CHILD TRANSMISSION

	2010	2017
Percentage of pregnant women living with HIV accessing antiretroviral medicines	0% [0-0%]	60% [41-89%]
Early infant diagnosis	6% [4-9%]	23% [16-33%]

HIV PREVENTION

Knowledge of HIV prevention among young people aged 15-24 years (2016)	
— Women	21.7%
— Men	31.5%
Condom use at last higher-risk sex (with a non-marital, non-cohabiting partner) (2016)	
— Women	...
— Men	40.8%
Women aged 15-49 years who have their demand for family planning satisfied by modern methods (2016)	72.8%
Men aged 15-49 years who are circumcised	Not applicable
Male circumcisions performed according to national standards	Not applicable
People who received PrEP at least once during the reporting period (2017)	...
Harm reduction	
— Use of sterile injecting equipment at last injection (2015)	86.4%
— Needles and syringes distributed per person who injects (2017)	424.0
— Coverage of opioid substitution therapy (2017)	19%
— Naloxone available (2016)	Yes
— Safe injection rooms available (2016)	No

EPIDEMIC ESTIMATES

	2005	2010	2017
New HIV infections			
New HIV infections (all ages)	62 000 [54 000–70 000]	61 000 [54 000–70 000]	49 000 [43 000–57 000]
New HIV infections (0–14)	1300 [1100–1500]	2700 [2200–3100]	3100 [2600–3800]
New HIV infections (women, 15+)	18 000 [15 000–20 000]	22 000 [18 000–24 000]	17 000 [15 000–19 000]
New HIV infections (men, 15+)	43 000 [36 000–50 000]	37 000 [31 000–44 000]	29 000 [24 000–35 000]
HIV incidence per 1000 population	0.28 [0.24–0.31]	0.26 [0.22–0.29]	0.19 [0.16–0.22]
AIDS-related deaths			
AIDS-related deaths (all ages)	9000 [6600–12 000]	23 000 [19 000–29 000]	39 000 [33 000–45 000]
AIDS-related deaths (0–14)	680 [600–780]	1500 [1300–1800]	2200 [1800–2600]
AIDS-related deaths (women, 15+)	1600 [1100–2200]	5300 [3900–6800]	12 000 [9800–14 000]
AIDS-related deaths (men, 15+)	6700 [4700–8800]	16 000 [13 000–21 000]	25 000 [21 000–30 000]
People living with HIV			
People living with HIV (all ages)	300 000 [260 000–340 000]	510 000 [440 000–590 000]	630 000 [540 000–740 000]
People living with HIV (0–14)	2500 [2200–2900]	7100 [6200–8000]	14 000 [13 000–16 000]
People living with HIV (women, 15+)	71 000 [63 000–79 000]	160 000 [140 000–180 000]	220 000 [190 000–260 000]
People living with HIV (men, 15+)	220 000 [190 000–260 000]	350 000 [290 000–410 000]	390 000 [320 000–470 000]

LAWS AND POLICIES

Laws criminalizing the transmission of, non-disclosure of or exposure to HIV transmission	...
Criminalization of sex work among consenting adults	...
Criminalization of same-sex sexual acts	...
Drug use or possession for personal use is an offence	...
Criminalization of transgender people	...
Laws or policies restricting the entry, stay and residence of people living with HIV	...
Parental consent for adolescents to access HIV testing	Yes, for adolescents younger than 16 years
Spousal consent for married women to access sexual and reproductive health services	Yes
Mandatory HIV testing for marriage, work or residence permits or for certain groups	Yes

STIGMA AND DISCRIMINATION

	2007	2012
Percentage of women and men aged 15–49 years who report discriminatory attitudes towards people living with HIV	57.1	62.8

Percentage of people living with HIV denied health services because of their HIV status in the last 12 months

Percentage of people living with HIV who reported a health-care professional told others about their HIV status without their consent

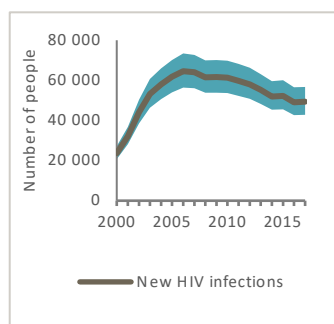
VIOLENCE

Proportion of ever-married or partnered women aged 15–49 years who experienced physical or sexual violence from a male intimate partner in the past 12 months

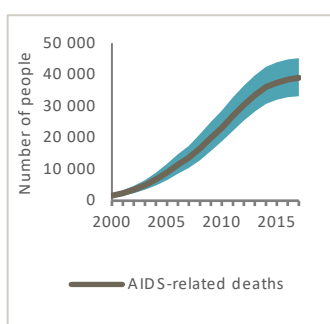
EXPENDITURES

	Financing sources					Total
	Domestic private	Domestic public	International: PEPFAR	International: Global Fund	International: all others	
Last available report: 2012	...	US\$ 36 851 913	...	US\$ 24 858 115	US\$ 55 100	US\$ 87 002 694

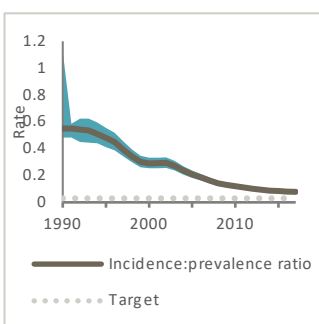
EPIDEMIC TRANSITION METRICS



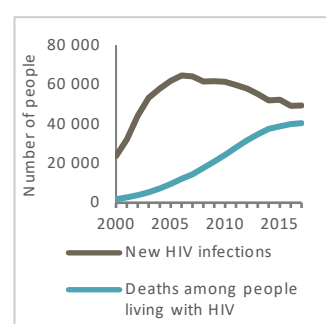
Change in new HIV infections since 2010 = **-19%**



Change in AIDS-related deaths since 2010 = **69%**



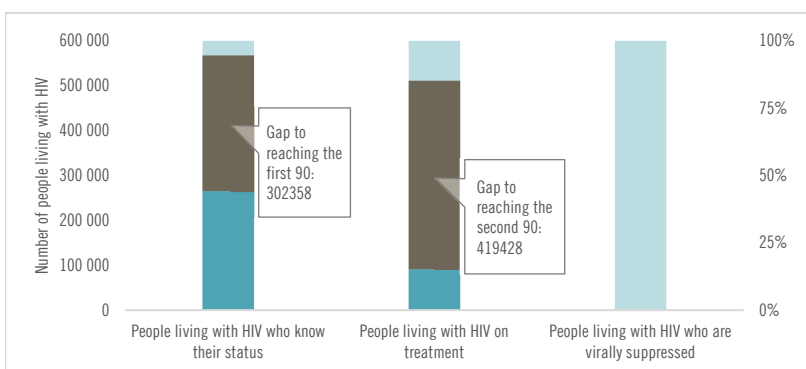
Incidence:prevalence ratio = **0.08**



KEY POPULATIONS

	Sex workers	Gay men and other men who have sex with men	People who inject drugs	Transgender people	Prisoners
Estimated size of population	226 791	754 310	33 492	38 928	...
HIV prevalence	5.3%	25.8%	28.76%	24.8%	1%
Know their HIV status
Antiretroviral therapy coverage	0.3%
Condom use	67.8%	81.03%	46.3%
Coverage of HIV prevention programmes
Avoidance of health care because of stigma and discrimination

HIV TESTING AND TREATMENT CASCADE



All ages	42% [36–49%]	14% [12–17%]	...% [...–...%]
Children (0–14)	...% [...–...%]	25% [22–28%]	...% [...–...%]
Women (15+)	...% [...–...%]	14% [12–17%]	...% [...–...%]
Men (15+)	...% [...–...%]	14% [12–17%]	...% [...–...%]

Is antiretroviral therapy provided in community settings (such as outside health facilities) for people who are stable on antiretroviral therapy? ...

ELIMINATION OF MOTHER-TO-CHILD TRANSMISSION

	2010	2017
Percentage of pregnant women living with HIV accessing antiretroviral medicines	3% [2–3%]	13% [11–15%]
Early infant diagnosis	...% [...–...%]	1% [1–1%]

HIV COMORBIDITIES

Estimated number of incident tuberculosis cases among people living with HIV (2016)	45 000 [21 000–78 000]
Proportion of people living with HIV newly enrolled in HIV care with active tuberculosis (2016)	27%
Cervical cancer screening of women living with HIV	...
Proportion of people coinfecting with HIV and hepatitis B virus receiving combined treatment	...
Proportion of people coinfecting with HIV and hepatitis C virus starting hepatitis C treatment	...

HIV PREVENTION

Knowledge of HIV prevention among young people aged 15–24 years

— Women	...
— Men	...

Condom use at last higher-risk sex (with a non-marital, non-cohabiting partner)

— Women	...
— Men	...

Women aged 15–49 years who have their demand for family planning satisfied by modern methods (2012) 79%

Men aged 15–49 years who are circumcised Not applicable

Male circumcisions performed according to national standards Not applicable

People who received PrEP at least once during the reporting period (2017) ...

Harm reduction

— Use of sterile injecting equipment at last injection (2015)	88.85%
— Needles and syringes distributed per person who injects (2017)	3.01
— Coverage of opioid substitution therapy (2017)	12%
— Naloxone available (2016)	...
— Safe injection rooms available (2016)	...

EPIDEMIC ESTIMATES

	2005	2010	2017
New HIV infections			
New HIV infections (all ages)	1400 [1000–1600]	1500 [1100–1800]	1500 [1100–1700]
New HIV infections (0–14)	... [...–...]	... [...–...]	... [...–...]
New HIV infections (women, 15+)	<200 [<200– <200]	<200 [<100– <200]	<100 [<100– <100]
New HIV infections (men, 15+)	1200 [860–1400]	1400 [990–1700]	1400 [1000–1700]
HIV incidence per 1000 population	0.01 [<0.01–0.01]	0.01 [<0.01–0.01]	0.01 [<0.01–0.01]
AIDS-related deaths			
AIDS-related deaths (all ages)	<200 [<100– <500]	<200 [<100– <200]	<200 [<100– <200]
AIDS-related deaths (0–14)	... [...–...]	... [...–...]	... [...–...]
AIDS-related deaths (women, 15+)	<100 [<100– <100]	<100 [<100– <100]	<100 [<100– <100]
AIDS-related deaths (men, 15+)	<200 [<100– <200]	<100 [<100– <200]	<100 [<100– <200]
People living with HIV			
People living with HIV (all ages)	12 000 [9800–14 000]	19 000 [16 000–22 000]	28 000 [24 000–32 000]
People living with HIV (0–14)	... [...–...]	... [...–...]	... [...–...]
People living with HIV (women, 15+)	1600 [1400–1800]	2200 [2000–2500]	2600 [2300–2900]
People living with HIV (men, 15+)	10 000 [8300–12 000]	16 000 [13 000–19 000]	25 000 [21 000–29 000]

LAWS AND POLICIES

Laws criminalizing the transmission of, non-disclosure of or exposure to HIV transmission	...
Criminalization of sex work among consenting adults	...
Criminalization of same-sex sexual acts	...
Drug use or possession for personal use is an offence	...
Criminalization of transgender people	...
Laws or policies restricting the entry, stay and residence of people living with HIV	...
Parental consent for adolescents to access HIV testing	...
Spousal consent for married women to access sexual and reproductive health services	...
Mandatory HIV testing for marriage, work or residence permits or for certain groups	...

STIGMA AND DISCRIMINATION

Percentage of women and men aged 15–49 years who report discriminatory attitudes towards people living with HIV	...
Percentage of people living with HIV denied health services because of their HIV status in the last 12 months	...
Percentage of people living with HIV who reported a health-care professional told others about their HIV status without their consent	...

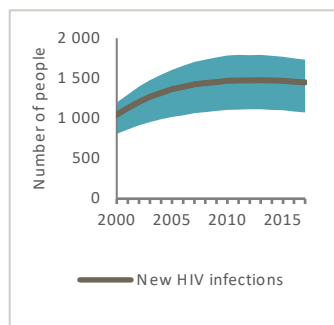
VIOLENCE

Proportion of ever-married or partnered women aged 15–49 years who experienced physical or sexual violence from a male intimate partner in the past 12 months	...
---	-----

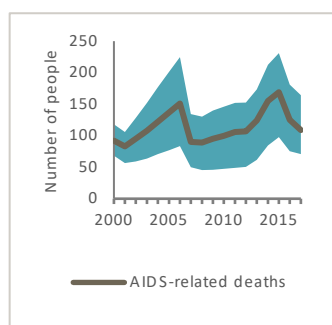
EXPENDITURES

	Financing sources					Total
	Domestic private	Domestic public	International: PEPFAR	International: Global Fund	International: all others	
Last available report: 2011	...	US\$ 67 907 854	US\$ 67 907 854

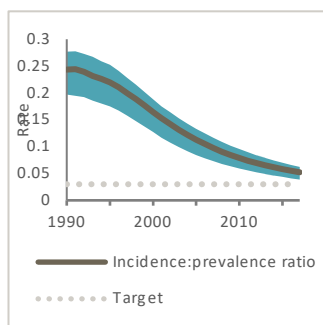
EPIDEMIC TRANSITION METRICS



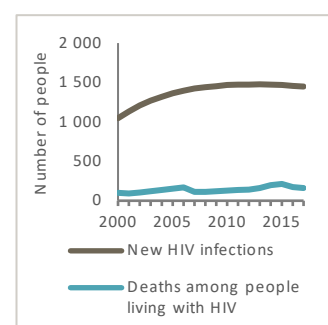
Change in new HIV infections since 2010 = -1%



Change in AIDS-related deaths since 2010 = 9%



Incidence:prevalence ratio = 0.05



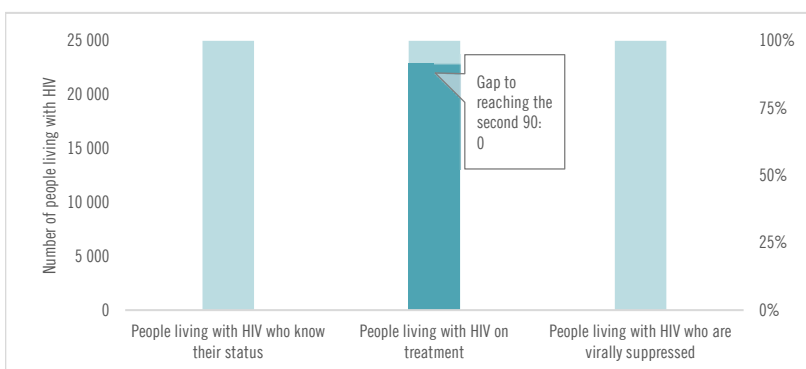
KEY POPULATIONS

	Sex workers	Gay men and other men who have sex with men	People who inject drugs	Transgender people	Prisoners
Estimated size of population
HIV prevalence	0%	4.8%	0.02%
Know their HIV status
Antiretroviral therapy coverage
Condom use	...	71%	40%
Coverage of HIV prevention programmes
Avoidance of health care because of stigma and discrimination

HIV COMORBIDITIES

Estimated number of incident tuberculosis cases among people living with HIV (2016)	89 [73–110]
Proportion of people living with HIV newly enrolled in HIV care with active tuberculosis (2016)	...
Cervical cancer screening of women living with HIV	...
Proportion of people coinfecting with HIV and hepatitis B virus receiving combined treatment	...
Proportion of people coinfecting with HIV and hepatitis C virus starting hepatitis C treatment	...

HIV TESTING AND TREATMENT CASCADE



All ages	...% [...-...%]	82% [70–95%]	...% [...-...%]
Children (0–14)	...% [...-...%]	...% [...-...%]	...% [...-...%]
Women (15+)	...% [...-...%]	85% [75–>95%]	...% [...-...%]
Men (15+)	...% [...-...%]	82% [69–>95%]	...% [...-...%]

Is antiretroviral therapy provided in community settings (such as outside health facilities) for people who are stable on antiretroviral therapy?	...
---	-----

ELIMINATION OF MOTHER-TO-CHILD TRANSMISSION

	2010	2017
Percentage of pregnant women living with HIV accessing antiretroviral medicines	...% [...-...%]	...% [...-...%]
Early infant diagnosis	...% [...-...%]	...% [...-...%]

HIV PREVENTION

Knowledge of HIV prevention among young people aged 15–24 years	...
— Women	...
— Men	...
Condom use at last higher-risk sex (with a non-marital, non-cohabiting partner)	...
— Women	...
— Men	...
Women aged 15–49 years who have their demand for family planning satisfied by modern methods	...
Men aged 15–49 years who are circumcised	Not applicable
Male circumcisions performed according to national standards	Not applicable
People who received PrEP at least once during the reporting period (2017)	...
Harm reduction	...
— Use of sterile injecting equipment at last injection (2014)	17.1%
— Needles and syringes distributed per person who injects	...
— Coverage of opioid substitution therapy	...
— Naloxone available (2016)	...
— Safe injection rooms available (2016)	...

EPIDEMIC ESTIMATES

	2005	2010	2017
New HIV infections			
New HIV infections (all ages)	... [...-...]	... [...-...]	... [...-...]
New HIV infections (0–14)	... [...-...]	... [...-...]	... [...-...]
New HIV infections (women, 15+)	... [...-...]	... [...-...]	... [...-...]
New HIV infections (men, 15+)	... [...-...]	... [...-...]	... [...-...]
HIV incidence per 1000 population	... [...-...]	... [...-...]	... [...-...]
AIDS-related deaths			
AIDS-related deaths (all ages)	<500 [<200– <500]	<500 [<500– <500]	<500 [<500– <500]
AIDS-related deaths (0–14)	<100 [<100– <100]	<100 [<100– <100]	<100 [<100– <100]
AIDS-related deaths (women, 15+)	<100 [<100– <100]	<200 [<100– <200]	<200 [<100– <200]
AIDS-related deaths (men, 15+)	<100 [<100– <200]	<200 [<200– <500]	<200 [<200– <500]
People living with HIV			
People living with HIV (all ages)	6800 [6100–7600]	10 000 [9000–12 000]	12 000 [10 000–14 000]
People living with HIV (0–14)	<500 [<500– <500]	<500 [<500–570]	670 [590–790]
People living with HIV (women, 15+)	2800 [2500–3100]	4200 [3800–4900]	5100 [4500–5800]
People living with HIV (men, 15+)	3800 [3400–4200]	5400 [4800–6200]	6100 [5300–7200]

LAWS AND POLICIES

Laws criminalizing the transmission of, non-disclosure of or exposure to HIV transmission	Yes
Criminalization of sex work among consenting adults	Selling sexual services is criminalized
Criminalization of same-sex sexual acts	No specific legislation
Drug use or possession for personal use is an offence	There is compulsory detention for drug offences
Criminalization of transgender people	Neither criminalized nor prosecuted
Laws or policies restricting the entry, stay and residence of people living with HIV	No
Parental consent for adolescents to access HIV testing	Yes, for adolescents younger than 14 years
Spousal consent for married women to access sexual and reproductive health services	No
Mandatory HIV testing for marriage, work or residence permits or for certain groups	Yes

STIGMA AND DISCRIMINATION

Percentage of women and men aged 15–49 years who report discriminatory attitudes towards people living with HIV

Percentage of people living with HIV denied health services because of their HIV status in the last 12 months

Percentage of people living with HIV who reported a health-care professional told others about their HIV status without their consent

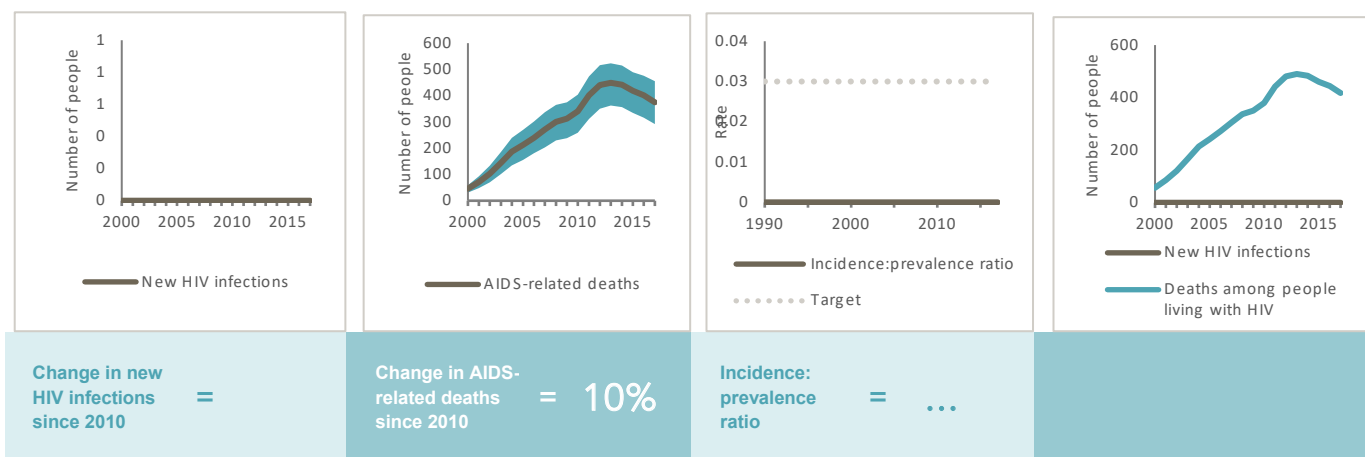
VIOLENCE

Proportion of ever-married or partnered women aged 15–49 years who experienced physical or sexual violence from a male intimate partner in the past 12 months

EXPENDITURES

	Financing sources					Total
	Domestic private	Domestic public	International: PEPFAR	International: Global Fund	International: all others	
Last available report: 2017	...	US\$ 569 221	US\$ 459 782	US\$ 3 246 284	...	US\$ 4 633 491

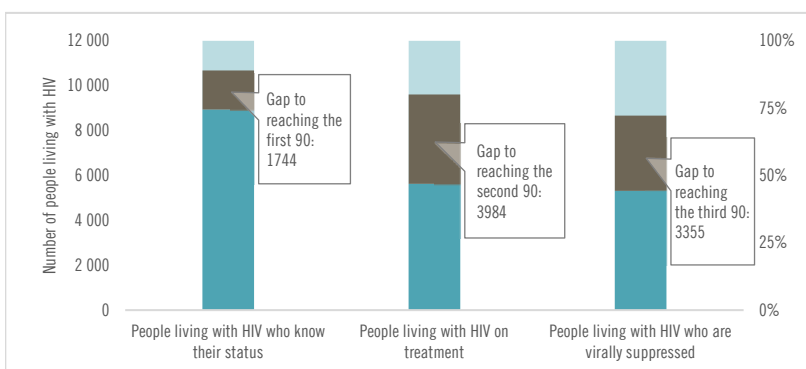
EPIDEMIC TRANSITION METRICS



KEY POPULATIONS

	Sex workers	Gay men and other men who have sex with men	People who inject drugs	Transgender people	Prisoners
Estimated size of population	13 400	50 000	1 600
HIV prevalence	...	1.6%
Know their HIV status	...	10.2%
Antiretroviral therapy coverage
Condom use	91.8%	25.7%
Coverage of HIV prevention programmes	50.7%	7.8%	...	50.7%	...
Avoidance of health care because of stigma and discrimination	2.3%	41.8%

HIV TESTING AND TREATMENT CASCADE



All ages	75% [66–87%]	47% [42–55%]	45% [39–52%]
Children (0–14)	...% [...–...%]	41% [36–48%]	35% [30–40%]
Women (15+)	...% [...–...%]	50% [44–57%]	47% [42–54%]
Men (15+)	...% [...–...%]	46% [40–55%]	44% [38–51%]

Is antiretroviral therapy provided in community settings (such as outside health facilities) for people who are stable on antiretroviral therapy? **No**

ELIMINATION OF MOTHER-TO-CHILD TRANSMISSION

	2010	2017
Percentage of pregnant women living with HIV accessing antiretroviral medicines	7% [6–8%]	24% [20–28%]
Early infant diagnosis	1% [1–1%]	7% [6–8%]

HIV COMORBIDITIES

Estimated number of incident tuberculosis cases among people living with HIV (2016)	710 [450–1000]
Proportion of people living with HIV newly enrolled in HIV care with active tuberculosis (2016)	13%
Cervical cancer screening of women living with HIV	...
Proportion of people coinfecting with HIV and hepatitis B virus receiving combined treatment	...
Proportion of people coinfecting with HIV and hepatitis C virus starting hepatitis C treatment	...

HIV PREVENTION

Knowledge of HIV prevention among young people aged 15–24 years	
— Women	...
— Men	...
Condom use at last higher-risk sex (with a non-marital, non-cohabiting partner)	
— Women	...
— Men	...
Women aged 15–49 years who have their demand for family planning satisfied by modern methods	...
Men aged 15–49 years who are circumcised	Not applicable
Male circumcisions performed according to national standards	Not applicable
People who received PrEP at least once during the reporting period (2017)	...

Harm reduction	
— Use of sterile injecting equipment at last injection	...
— Needles and syringes distributed per person who injects (2017)	2.5
— Coverage of opioid substitution therapy	...
— Naloxone available (2016)	No
— Safe injection rooms available (2016)	No

EPIDEMIC ESTIMATES

	2005	2010	2017
New HIV infections			
New HIV infections (all ages)	8100 [7300–8800]	7200 [6500–7800]	7800 [7000–8500]
New HIV infections (0–14)	<100 [<100– <100]	<100 [<100– <100]	<100 [<100– <100]
New HIV infections (women, 15+)	1300 [1100–1500]	1400 [1200–1600]	1100 [960–1200]
New HIV infections (men, 15+)	6700 [6000–7300]	5800 [5200–6300]	6700 [6000–7300]
HIV incidence per 1000 population	0.32 [0.29–0.34]	0.26 [0.23–0.28]	0.25 [0.22–0.27]
AIDS-related deaths			
AIDS-related deaths (all ages)	5100 [4400–5800]	5400 [4600–6000]	4400 [3700–5200]
AIDS-related deaths (0–14)	<100 [<100– <100]	<100 [<100– <100]	<100 [<100– <100]
AIDS-related deaths (women, 15+)	800 [640–930]	900 [730–1000]	780 [620–950]
AIDS-related deaths (men, 15+)	4300 [3700–4800]	4500 [3900–5000]	3600 [3000–4200]
People living with HIV			
People living with HIV (all ages)	75 000 [65 000–88 000]	80 000 [70 000–94 000]	87 000 [76 000–99 000]
People living with HIV (0–14)	570 [<500–660]	580 [<500–670]	<500 [<500– <500]
People living with HIV (women, 15+)	12 000 [11 000–14 000]	15 000 [13 000–18 000]	17 000 [15 000–19 000]
People living with HIV (men, 15+)	62 000 [54 000–73 000]	65 000 [56 000–76 000]	70 000 [61 000–80 000]

LAWS AND POLICIES

Laws criminalizing the transmission of, non-disclosure of or exposure to HIV transmission	...
Criminalization of sex work among consenting adults	Selling and buying sexual services is criminalized
Criminalization of same-sex sexual acts	...
Drug use or possession for personal use is an offence	There is compulsory detention for drug offences
Criminalization of transgender people	Both criminalized and prosecuted
Laws or policies restricting the entry, stay and residence of people living with HIV	...
Parental consent for adolescents to access HIV testing	Yes, for adolescents younger than 18 years
Spousal consent for married women to access sexual and reproductive health services	No
Mandatory HIV testing for marriage, work or residence permits or for certain groups	Yes

STIGMA AND DISCRIMINATION

Percentage of women and men aged 15–49 years who report discriminatory attitudes towards people living with HIV

Percentage of people living with HIV denied health services because of their HIV status in the last 12 months

Percentage of people living with HIV who reported a health-care professional told others about their HIV status without their consent

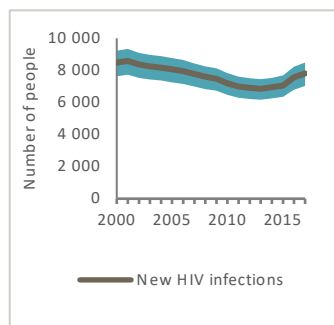
VIOLENCE

Proportion of ever-married or partnered women aged 15–49 years who experienced physical or sexual violence from a male intimate partner in the past 12 months

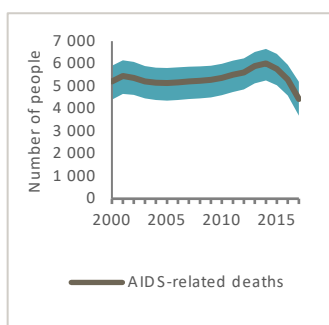
EXPENDITURES

	Financing sources					Total
	Domestic private	Domestic public	International: PEPFAR	International: Global Fund	International: all others	
Last available report: 2017	US\$ 721 955	US\$ 35 065 813	...	US\$ 906 297	...	US\$ 36 935 753

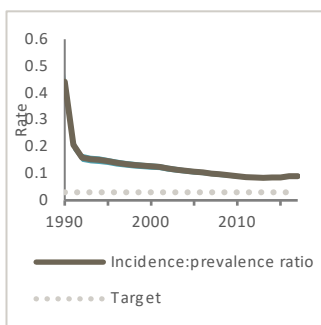
EPIDEMIC TRANSITION METRICS



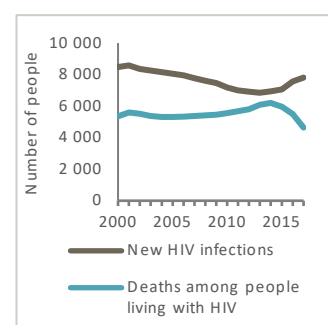
Change in new HIV infections since 2010 = 9%



Change in AIDS-related deaths since 2010 = -18%



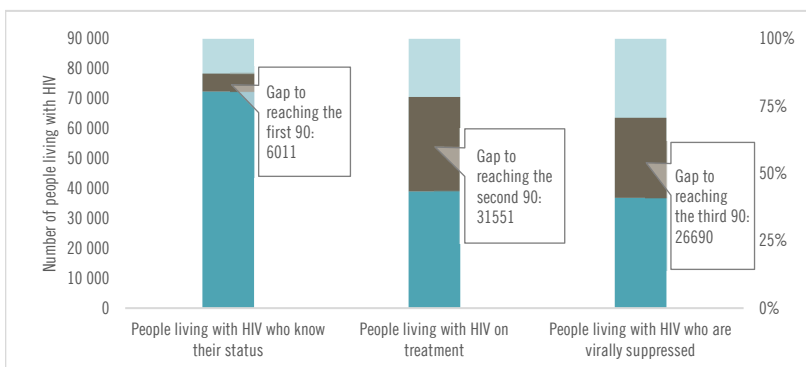
Incidence:prevalence ratio = 0.09



KEY POPULATIONS

	Sex workers	Gay men and other men who have sex with men	People who inject drugs	Transgender people	Prisoners
Estimated size of population	21 000	140 000	120 000	24 000	...
HIV prevalence	6.3%	21.6%	13.5%	10.9%	0.11%
Know their HIV status	35.1%	43.3%	38.9%	43%	...
Antiretroviral therapy coverage	22.5%	62.6%	34.6%	34%	...
Condom use	83.5%	65.4%	25.7%	78.2%	...
Coverage of HIV prevention programmes	40%	36.7%	1.4%	40%	...
Avoidance of health care because of stigma and discrimination

HIV TESTING AND TREATMENT CASCADE



	83% [73–95%]	45% [39–51%]	42% [37–48%]
All ages			
Children (0–14)	95% [83– >95%]	95% [83– >95%]	89% [78– >95%]
Women (15+)	65% [57–73%]	60% [53–68%]	55% [48–62%]
Men (15+)	87% [77– >95%]	41% [36–47%]	39% [34–45%]

Is antiretroviral therapy provided in community settings (such as outside health facilities) for people who are stable on antiretroviral therapy? No

ELIMINATION OF MOTHER-TO-CHILD TRANSMISSION

	2010	2017
Percentage of pregnant women living with HIV accessing antiretroviral medicines	65% [55–76%]	>95% [87– >95%]
Early infant diagnosis	61% [52–72%]	>95% [86– >95%]

HIV COMORBIDITIES

Estimated number of incident tuberculosis cases among people living with HIV (2016)	1700 [1400–2000]
Proportion of people living with HIV newly enrolled in HIV care with active tuberculosis (2016)	5.7%
Cervical cancer screening of women living with HIV	...
Proportion of people coinfecting with HIV and hepatitis B virus receiving combined treatment	...
Proportion of people coinfecting with HIV and hepatitis C virus starting hepatitis C treatment	...

HIV PREVENTION

Knowledge of HIV prevention among young people aged 15–24 years (2015)	
— Women	41.1%
— Men	41.8%
Condom use at last higher-risk sex (with a non-marital, non-cohabiting partner)	
— Women	...
— Men	...
Women aged 15–49 years who have their demand for family planning satisfied by modern methods	...
Men aged 15–49 years who are circumcised	Not applicable
Male circumcisions performed according to national standards	Not applicable
People who received PrEP at least once during the reporting period (2017)	...

Harm reduction

— Use of sterile injecting equipment at last injection (2017)	79.5%
— Needles and syringes distributed per person who injects (2017)	13.67
— Coverage of opioid substitution therapy (2017)	83%
— Naloxone available (2016)	Yes
— Safe injection rooms available (2016)	No

EPIDEMIC ESTIMATES

	2005	2010	2017
New HIV infections			
New HIV infections (all ages)	<100 [<100– <100]	<100 [<100– <100]	<100 [<100– <100]
New HIV infections (0–14)	... [...–...]	... [...–...]	... [...–...]
New HIV infections (women, 15+)	<100 [<100– <100]	<100 [<100– <100]	<100 [<100– <100]
New HIV infections (men, 15+)	<100 [<100– <100]	<100 [<100– <100]	<100 [<100– <100]
HIV incidence per 1000 population	0.01 [<0.01–0.01]	0.03 [0.02–0.04]	0.01 [<0.01–0.02]
AIDS-related deaths			
AIDS-related deaths (all ages)	<100 [<100– <100]	<100 [<100– <100]	<100 [<100– <100]
AIDS-related deaths (0–14)	... [...–...]	... [...–...]	... [...–...]
AIDS-related deaths (women, 15+)	<100 [<100– <100]	<100 [<100– <100]	<100 [<100– <100]
AIDS-related deaths (men, 15+)	<100 [<100– <100]	<100 [<100– <100]	<100 [<100– <100]
People living with HIV			
People living with HIV (all ages)	<100 [<100– <100]	<500 [<500– <500]	650 [540–750]
People living with HIV (0–14)	... [...–...]	... [...–...]	... [...–...]
People living with HIV (women, 15+)	<100 [<100– <100]	<100 [<100– <100]	<200 [<200– <200]
People living with HIV (men, 15+)	<100 [<100– <100]	<500 [<500– <500]	<500 [<500–590]

LAWS AND POLICIES

Laws criminalizing the transmission of, non-disclosure of or exposure to HIV transmission	...
Criminalization of sex work among consenting adults	...
Criminalization of same-sex sexual acts	...
Drug use or possession for personal use is an offence	...
Criminalization of transgender people	...
Laws or policies restricting the entry, stay and residence of people living with HIV	...
Parental consent for adolescents to access HIV testing	Yes, for adolescents younger than 18 years
Spousal consent for married women to access sexual and reproductive health services	No
Mandatory HIV testing for marriage, work or residence permits or for certain groups	Yes

STIGMA AND DISCRIMINATION

	2005	2014
Percentage of women and men aged 15–49 years who report discriminatory attitudes towards people living with HIV	67.9*	72.7

Percentage of people living with HIV denied health services because of their HIV status in the last 12 months

Percentage of people living with HIV who reported a health-care professional told others about their HIV status without their consent

VIOLENCE

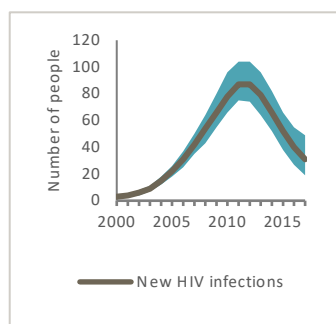
Proportion of ever-married or partnered women aged 15–49 years who experienced physical or sexual violence from a male intimate partner in the past 12 months

*Female respondents only

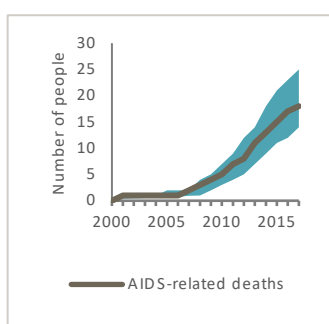
EXPENDITURES

	Financing sources					Total
	Domestic private	Domestic public	International: PEPFAR	International: Global Fund	International: all others	
Last available report: 2014	US\$ 72 379	US\$ 1 619 212	US\$ 2 858 199

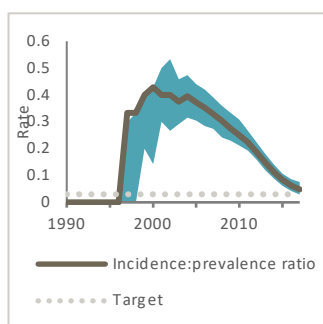
EPIDEMIC TRANSITION METRICS



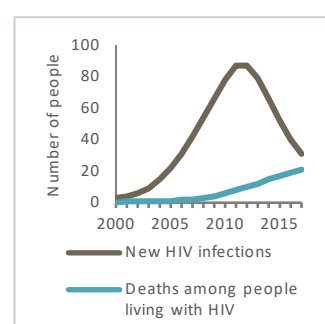
Change in new HIV infections since 2010 = **-60%**



Change in AIDS-related deaths since 2010 = **260%**



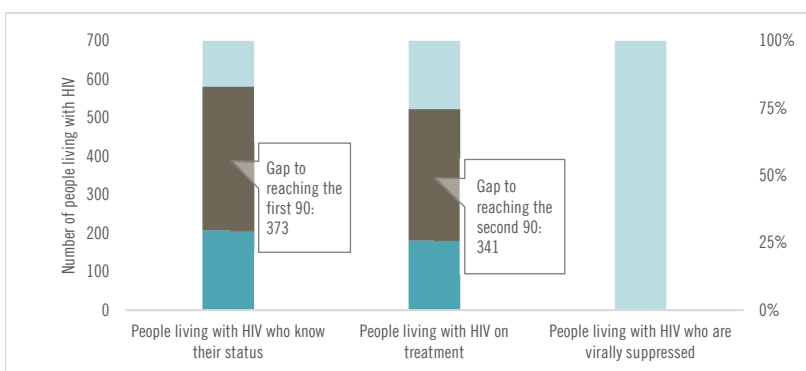
Incidence:prevalence ratio = **0.05**



KEY POPULATIONS

	Sex workers	Gay men and other men who have sex with men	People who inject drugs	Transgender people	Prisoners
Estimated size of population	1 293	3 118
HIV prevalence	0%	9.2%
Know their HIV status	76.4%	87.7%
Antiretroviral therapy coverage
Condom use	84.3%	78.5%
Coverage of HIV prevention programmes
Avoidance of health care because of stigma and discrimination

HIV TESTING AND TREATMENT CASCADE



All ages	32% [27–38%]	28% [23–33%]	...% [...–...%]
Children (0–14)	...% [...–...%]	...% [...–...%]	...% [...–...%]
Women (15+)	28% [23–33%]	22% [19–26%]	22% [19–26%]
Men (15+)	34% [28–40%]	30% [25–36%]	28% [24–33%]

Is antiretroviral therapy provided in community settings (such as outside health facilities) for people who are stable on antiretroviral therapy? ...

ELIMINATION OF MOTHER-TO-CHILD TRANSMISSION

	2010	2017
Percentage of pregnant women living with HIV accessing antiretroviral medicines	...% [...–...%]	...% [...–...%]
Early infant diagnosis	...% [...–...%]	...% [...–...%]

HIV COMORBIDITIES

Estimated number of incident tuberculosis cases among people living with HIV (2016)	12 [9–16]
Proportion of people living with HIV newly enrolled in HIV care with active tuberculosis (2016)	12%
Cervical cancer screening of women living with HIV	...
Proportion of people coinfecting with HIV and hepatitis B virus receiving combined treatment (2017)	100%
Proportion of people coinfecting with HIV and hepatitis C virus starting hepatitis C treatment (2017)	0%

HIV PREVENTION

Knowledge of HIV prevention among young people aged 15–24 years (2014)	
— Women	22.8%
— Men	20.7%
Condom use at last higher-risk sex (with a non-marital, non-cohabiting partner)	
— Women	...
— Men	...
Women aged 15–49 years who have their demand for family planning satisfied by modern methods (2013)	77.3%
Men aged 15–49 years who are circumcised	Not applicable
Male circumcisions performed according to national standards	Not applicable
People who received PrEP at least once during the reporting period (2017)	1

Harm reduction

— Use of sterile injecting equipment at last injection	...
— Needles and syringes distributed per person who injects	...
— Coverage of opioid substitution therapy	...
— Naloxone available (2016)	...
— Safe injection rooms available (2016)	...

EPIDEMIC ESTIMATES

	2005	2010	2017
New HIV infections			
New HIV infections (all ages)	23 000 [21 000–25 000]	15 000 [14 000–17 000]	11 000 [9900–12 000]
New HIV infections (0–14)	1400 [1200–1700]	1100 [770–1500]	750 [630–900]
New HIV infections (women, 15+)	7500 [6600–8400]	5300 [4600–5900]	3000 [2700–3400]
New HIV infections (men, 15+)	14 000 [12 000–15 000]	9100 [8100–9900]	7100 [6400–7800]
HIV incidence per 1000 population	0.48 [0.43–0.52]	0.31 [0.28–0.34]	0.21 [0.19–0.23]
AIDS-related deaths			
AIDS-related deaths (all ages)	13 000 [11 000–15 000]	13 000 [11 000–15 000]	6700 [5100–9300]
AIDS-related deaths (0–14)	780 [670–920]	630 [<500–900]	<500 [<500– <500]
AIDS-related deaths (women, 15+)	3000 [2400–3700]	3500 [2800–4100]	1400 [1000–2100]
AIDS-related deaths (men, 15+)	9200 [7800–11 000]	9000 [7700–10 000]	5100 [3900–6900]
People living with HIV			
People living with HIV (all ages)	210 000 [180 000–240 000]	210 000 [180 000–250 000]	220 000 [200 000–260 000]
People living with HIV (0–14)	5100 [4400–5900]	7100 [6000–8500]	8400 [7200–10 000]
People living with HIV (women, 15+)	58 000 [51 000–66 000]	67 000 [58 000–78 000]	79 000 [70 000–90 000]
People living with HIV (men, 15+)	150 000 [130 000–170 000]	140 000 [120 000–170 000]	140 000 [120 000–160 000]

LAWS AND POLICIES

Laws criminalizing the transmission of, non-disclosure of or exposure to HIV transmission	No
Criminalization of sex work among consenting adults	Selling sexual services is criminalized
Criminalization of same-sex sexual acts	Yes, imprisonment (14 years - life)
Drug use or possession for personal use is an offence	Possession of drugs for personal use is specified as a non-criminal offence
Criminalization of transgender people	Neither criminalized nor prosecuted
Laws or policies restricting the entry, stay and residence of people living with HIV	No
Parental consent for adolescents to access HIV testing	No
Spousal consent for married women to access sexual and reproductive health services	No
Mandatory HIV testing for marriage, work or residence permits or for certain groups	Yes

STIGMA AND DISCRIMINATION

Percentage of women and men aged 15–49 years who report discriminatory attitudes towards people living with HIV	2016 63.3
Percentage of people living with HIV denied health services because of their HIV status in the last 12 months	
Percentage of people living with HIV who reported a health-care professional told others about their HIV status without their consent	

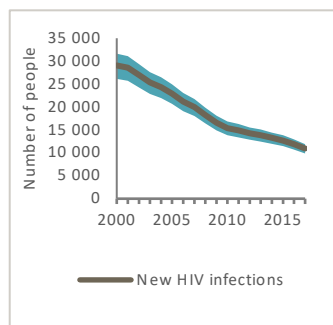
VIOLENCE

Proportion of ever-married or partnered women aged 15–49 years who experienced physical or sexual violence from a male intimate partner in the past 12 months	2016 11
---	-------------------

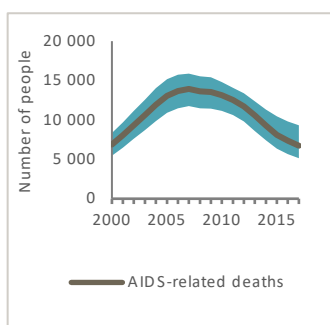
EXPENDITURES

	Financing sources					Total
	Domestic private	Domestic public	International: PEPFAR	International: Global Fund	International: all others	
Last available report: 2013	US\$ 4 307 590	US\$ 4 131 753	US\$ 1 072 833	US\$ 26 854 010	US\$ 18 047 417	US\$ 56 389 652

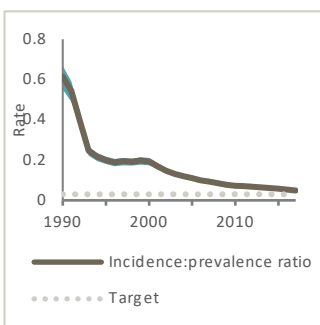
EPIDEMIC TRANSITION METRICS



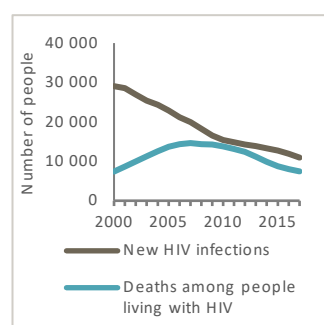
Change in new HIV infections since 2010 = **-29%**



Change in AIDS-related deaths since 2010 = **-49%**



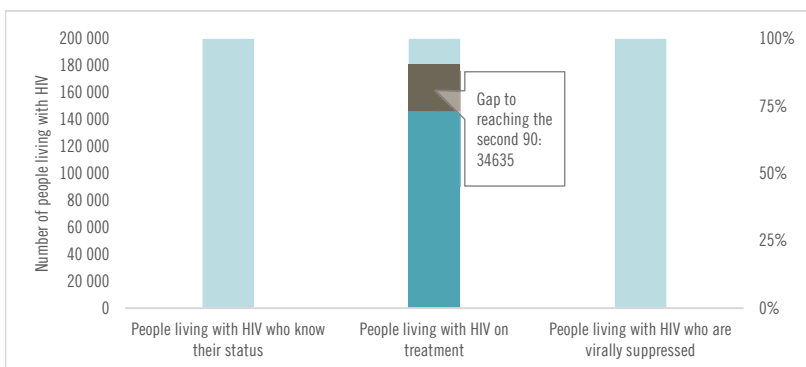
Incidence:prevalence ratio = **0.05**



KEY POPULATIONS

	Sex workers	Gay men and other men who have sex with men	People who inject drugs	Transgender people	Prisoners
Estimated size of population	66 000	252 000	93 000
HIV prevalence	5.4%	6.4%	34.9%	...	5.6%
Know their HIV status	44.6%	52.4%	27.9%
Antiretroviral therapy coverage	14.1%
Condom use	81.1%	77.1%	21.9%
Coverage of HIV prevention programmes	34.2%
Avoidance of health care because of stigma and discrimination	4.4%

HIV TESTING AND TREATMENT CASCADE



	...	66%	...
All ages	[...-...%]	[58-77%]	[...-...%]
Children (0-14)	[...-...%]	[77- >95%]	[...-...%]
Women (15+)	[...-...%]	[70-91%]	[...-...%]
Men (15+)	[...-...%]	[49-66%]	[...-...%]

Is antiretroviral therapy provided in community settings (such as outside health facilities) for people who are stable on antiretroviral therapy? **No**

ELIMINATION OF MOTHER-TO-CHILD TRANSMISSION

	2010	2017
Percentage of pregnant women living with HIV accessing antiretroviral medicines	52% [43-62%]	78% [67-90%]
Early infant diagnosis	1% [1-2%]	28% [25-33%]

HIV COMORBIDITIES

Estimated number of incident tuberculosis cases among people living with HIV (2016)	18 000 [13 000-24 000]
Proportion of people living with HIV newly enrolled in HIV care with active tuberculosis (2016)	11.4%
Cervical cancer screening of women living with HIV	...
Proportion of people coinfecting with HIV and hepatitis B virus receiving combined treatment (2017)	74.4%
Proportion of people coinfecting with HIV and hepatitis C virus starting hepatitis C treatment	...

HIV PREVENTION

Knowledge of HIV prevention among young people aged 15-24 years (2016)	
— Women	16.2%
— Men	17.8%
Condom use at last higher-risk sex (with a non-marital, non-cohabiting partner)	
— Women	...
— Men	...
Women aged 15-49 years who have their demand for family planning satisfied by modern methods (2016)	74.9%
Men aged 15-49 years who are circumcised (2016)	Not applicable
Male circumcisions performed according to national standards	Not applicable
People who received PrEP at least once during the reporting period (2017)	...

Harm reduction

— Use of sterile injecting equipment at last injection (2017)	90.8%
— Needles and syringes distributed per person who injects (2017)	358.47
— Coverage of opioid substitution therapy (2017)	15%
— Naloxone available (2016)	No
— Safe injection rooms available (2016)	No

EPIDEMIC ESTIMATES

	2005	2010	2017
New HIV infections			
New HIV infections (all ages)	3900 [3500–4300]	2100 [1900–2300]	840 [750–910]
New HIV infections (0–14)	<500 [<500– <500]	<200 [<200– <500]	<100 [<100– <100]
New HIV infections (women, 15+)	1100 [980–1300]	620 [530–690]	<500 [<500– <500]
New HIV infections (men, 15+)	2500 [2300–2800]	1300 [1200–1400]	520 [<500–580]
HIV incidence per 1000 population	0.16 [0.14–0.17]	0.08 [0.07–0.09]	0.03 [0.03–0.03]
AIDS-related deaths			
AIDS-related deaths (all ages)	1500 [1200–1800]	1700 [1400–1900]	1300 [1000–1700]
AIDS-related deaths (0–14)	<200 [<200– <200]	<200 [<100– <200]	<100 [<100– <100]
AIDS-related deaths (women, 15+)	<500 [<500– <500]	<500 [<500– <500]	<500 [<200– <500]
AIDS-related deaths (men, 15+)	950 [740–1200]	1200 [980–1300]	1000 [800–1200]
People living with HIV			
People living with HIV (all ages)	33 000 [29 000–37 000]	34 000 [30 000–41 000]	31 000 [27 000–36 000]
People living with HIV (0–14)	940 [810–1100]	1300 [1100–1500]	1200 [1000–1400]
People living with HIV (women, 15+)	9900 [8700–11 000]	11 000 [9700–13 000]	11 000 [10 000–13 000]
People living with HIV (men, 15+)	22 000 [19 000–25 000]	22 000 [19 000–26 000]	18 000 [16 000–22 000]

LAWS AND POLICIES

Laws criminalizing the transmission of, non-disclosure of or exposure to HIV transmission	No
Criminalization of sex work among consenting adults	Selling and buying sexual services is criminalized
Criminalization of same-sex sexual acts	No penalty specified
Drug use or possession for personal use is an offence	Possession of drugs for personal use is specified as a criminal offence
Criminalization of transgender people	Neither criminalized nor prosecuted
Laws or policies restricting the entry, stay and residence of people living with HIV	No
Parental consent for adolescents to access HIV testing	Yes, for adolescents younger than 16 years
Spousal consent for married women to access sexual and reproductive health services	No
Mandatory HIV testing for marriage, work or residence permits or for certain groups	No

STIGMA AND DISCRIMINATION

	2006	2016
Percentage of women and men aged 15–49 years who report discriminatory attitudes towards people living with HIV	26.5	32.5

Percentage of people living with HIV denied health services because of their HIV status in the last 12 months

Percentage of people living with HIV who reported a health-care professional told others about their HIV status without their consent

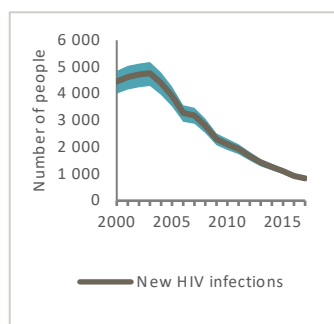
VIOLENCE

	2011	2016
Proportion of ever-married or partnered women aged 15–49 years who experienced physical or sexual violence from a male intimate partner in the past 12 months	14.3	11.2

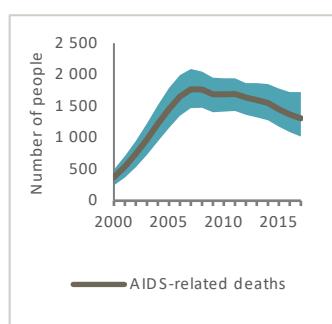
EXPENDITURES

	Financing sources					Total
	Domestic private	Domestic public	International: PEPFAR	International: Global Fund	International: all others	
Last available report: 2014	US\$ 1 416 230	US\$ 1 983 775	...	US\$ 7 984 347	US\$ 1 790 495	US\$ 18 815 087

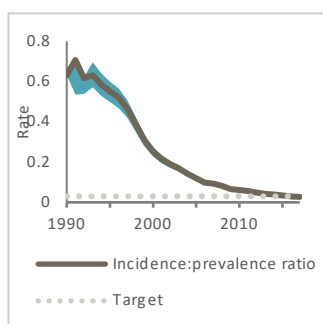
EPIDEMIC TRANSITION METRICS



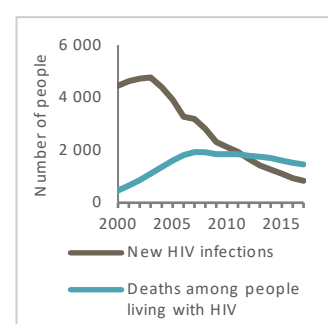
Change in new HIV infections since 2010 = **-61%**



Change in AIDS-related deaths since 2010 = **-23%**



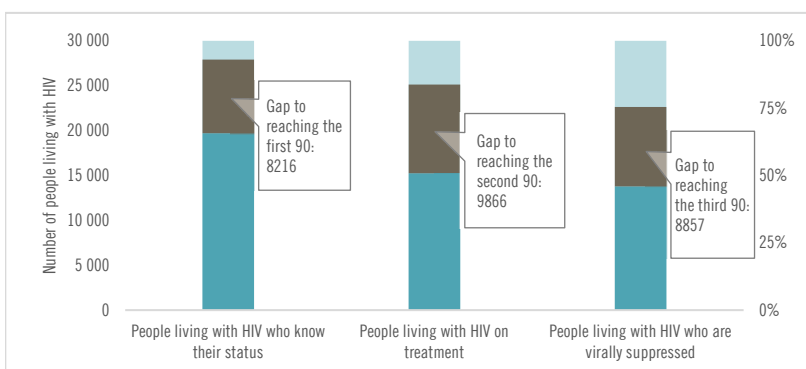
Incidence:prevalence ratio = **0.03**



KEY POPULATIONS

	Sex workers	Gay men and other men who have sex with men	People who inject drugs	Transgender people	Prisoners
Estimated size of population	67 300	60 333	30 868	21 460	...
HIV prevalence	...	5%	8.8%	8.5%	...
Know their HIV status	...	89.6%	54%	89.4%	...
Antiretroviral therapy coverage
Condom use	...	94.6%	48.9%	91.5%	...
Coverage of HIV prevention programmes
Avoidance of health care because of stigma and discrimination

HIV TESTING AND TREATMENT CASCADE



	64% [56–74%]	49% [43–58%]	44% [39–52%]
All ages			
Children (0–14)	83% [71–>95%]	>95% [94–>95%]	60% [52–71%]
Women (15+)	63% [56–74%]	60% [53–70%]	57% [50–66%]
Men (15+)	62% [54–74%]	39% [33–46%]	36% [31–43%]

Is antiretroviral therapy provided in community settings (such as outside health facilities) for people who are stable on antiretroviral therapy? **Yes**

ELIMINATION OF MOTHER-TO-CHILD TRANSMISSION

	2010	2017
Percentage of pregnant women living with HIV accessing antiretroviral medicines	13% [11–16%]	63% [53–75%]
Early infant diagnosis	3% [3–4%]	45% [38–53%]

HIV COMORBIDITIES

Estimated number of incident tuberculosis cases among people living with HIV (2016)	950 [520–1500]
Proportion of people living with HIV newly enrolled in HIV care with active tuberculosis (2016)	27.3%
Cervical cancer screening of women living with HIV	...
Proportion of people coinfectd with HIV and hepatitis B virus receiving combined treatment	...
Proportion of people coinfectd with HIV and hepatitis C virus starting hepatitis C treatment	...

HIV PREVENTION

Knowledge of HIV prevention among young people aged 15–24 years (2016)	
— Women	20.7%
— Men	27.1%
Condom use at last higher-risk sex (with a non-marital, non-cohabiting partner) (2016)	
— Women	...
— Men	67.6%
Women aged 15–49 years who have their demand for family planning satisfied by modern methods (2016)	56.3%
Men aged 15–49 years who are circumcised	Not applicable
Male circumcisions performed according to national standards	Not applicable
People who received PrEP at least once during the reporting period (2017)	...

Harm reduction

— Use of sterile injecting equipment at last injection (2017)	97.6%
— Needles and syringes distributed per person who injects (2017)	60.64
— Coverage of opioid substitution therapy (2017)	3%
— Naloxone available (2016)	No
— Safe injection rooms available (2016)	No

EPIDEMIC ESTIMATES

	2005	2010	2017
New HIV infections			
New HIV infections (all ages)	... [...-...]	... [...-...]	... [...-...]
New HIV infections (0–14)	... [...-...]	... [...-...]	... [...-...]
New HIV infections (women, 15+)	... [...-...]	... [...-...]	... [...-...]
New HIV infections (men, 15+)	... [...-...]	... [...-...]	... [...-...]
HIV incidence per 1000 population	... [...-...]	... [...-...]	... [...-...]
AIDS-related deaths			
AIDS-related deaths (all ages)	<100 [<100– <200]	<100 [<100– <200]	<100 [<100– <100]
AIDS-related deaths (0–14)	... [...-...]	... [...-...]	... [...-...]
AIDS-related deaths (women, 15+)	<100 [<100– <100]	<100 [<100– <100]	<100 [<100– <100]
AIDS-related deaths (men, 15+)	<100 [<100– <100]	<100 [<100– <100]	<100 [<100– <100]
People living with HIV			
People living with HIV (all ages)	2000 [<100–9800]	2300 [<100–9900]	3700 [<200–13 000]
People living with HIV (0–14)	... [...-...]	... [...-...]	... [...-...]
People living with HIV (women, 15+)	<500 [<100–2300]	530 [<100–2600]	820 [<100–3200]
People living with HIV (men, 15+)	1500 [<100–7400]	1800 [<100–7400]	2900 [<100–9300]

LAWS AND POLICIES

Laws criminalizing the transmission of, non-disclosure of or exposure to HIV transmission	No, but prosecutions exist based on general criminal laws
Criminalization of sex work among consenting adults	Sex work is not subject to punitive regulations or is not criminalized
Criminalization of same-sex sexual acts	Laws penalizing same-sex sexual acts have been decriminalized or never existed
Drug use or possession for personal use is an offence	Drug use or consumption is a specific offence in law
Criminalization of transgender people	Neither criminalized nor prosecuted
Laws or policies restricting the entry, stay and residence of people living with HIV	Yes
Parental consent for adolescents to access HIV testing	No
Spousal consent for married women to access sexual and reproductive health services	No
Mandatory HIV testing for marriage, work or residence permits or for certain groups	Yes

STIGMA AND DISCRIMINATION

Percentage of women and men aged 15–49 years who report discriminatory attitudes towards people living with HIV

Percentage of people living with HIV denied health services because of their HIV status in the last 12 months

Percentage of people living with HIV who reported a health-care professional told others about their HIV status without their consent

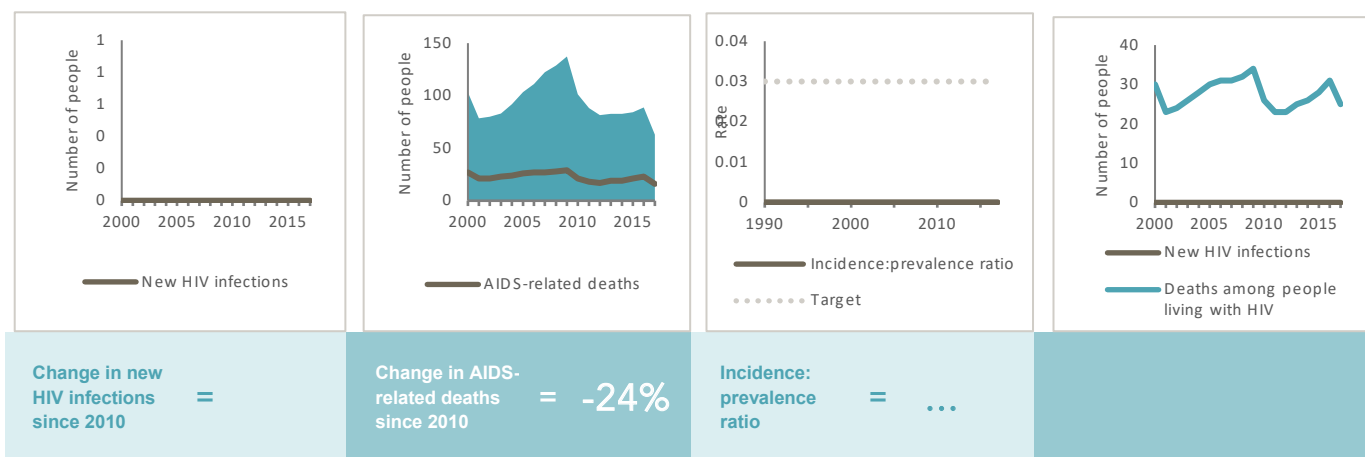
VIOLENCE

Proportion of ever-married or partnered women aged 15–49 years who experienced physical or sexual violence from a male intimate partner in the past 12 months

EXPENDITURES

	Financing sources					Total
	Domestic private	Domestic public	International: PEPFAR	International: Global Fund	International: all others	
Last available report: 2017	US\$ 30 068 244

EPIDEMIC TRANSITION METRICS



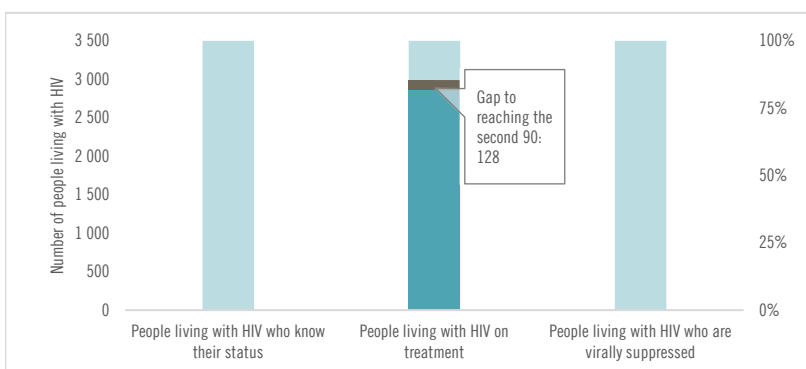
KEY POPULATIONS

	Sex workers	Gay men and other men who have sex with men	People who inject drugs	Transgender people	Prisoners
Estimated size of population
HIV prevalence	...	6.5%
Know their HIV status
Antiretroviral therapy coverage
Condom use	...	81%	34%
Coverage of HIV prevention programmes
Avoidance of health care because of stigma and discrimination

HIV COMORBIDITIES

Estimated number of incident tuberculosis cases among people living with HIV (2016)	0 [0-0]
Proportion of people living with HIV newly enrolled in HIV care with active tuberculosis (2016)	...
Cervical cancer screening of women living with HIV	...
Proportion of people coinfectd with HIV and hepatitis B virus receiving combined treatment	...
Proportion of people coinfectd with HIV and hepatitis C virus starting hepatitis C treatment	...

HIV TESTING AND TREATMENT CASCADE



All ages	...% [...-...%]	78% [3- >95%]	...% [...-...%]
Children (0-14)	...% [...-...%]	...% [...-...%]	...% [...-...%]
Women (15+)	...% [...-...%]	77% [2- >95%]	...% [...-...%]
Men (15+)	...% [...-...%]	78% [3- >95%]	...% [...-...%]

Is antiretroviral therapy provided in community settings (such as outside health facilities) for people who are stable on antiretroviral therapy?	...
--	-----

ELIMINATION OF MOTHER-TO-CHILD TRANSMISSION

	2010	2017
Percentage of pregnant women living with HIV accessing antiretroviral medicines	...% [...-...%]	...% [...-...%]
Early infant diagnosis	...% [...-...%]	...% [...-...%]

HIV PREVENTION

Knowledge of HIV prevention among young people aged 15-24 years	
— Women	...
— Men	...
Condom use at last higher-risk sex (with a non-marital, non-cohabiting partner)	
— Women	...
— Men	...
Women aged 15-49 years who have their demand for family planning satisfied by modern methods	...
Men aged 15-49 years who are circumcised	Not applicable
Male circumcisions performed according to national standards	Not applicable
People who received PrEP at least once during the reporting period (2017)	...
Harm reduction	
— Use of sterile injecting equipment at last injection (2016)	62.1%
— Needles and syringes distributed per person who injects (2016)	277.0
— Coverage of opioid substitution therapy	...
— Naloxone available (2016)	No
— Safe injection rooms available (2016)	No

EPIDEMIC ESTIMATES

	2005	2010	2017
New HIV infections			
New HIV infections (all ages)	9400 [8400–10 000]	14 000 [12 000–15 000]	20 000 [18 000–21 000]
New HIV infections (0–14)	<100 [<100– <200]	510 [<500–600]	950 [800–1100]
New HIV infections (women, 15+)	2600 [2300–3000]	3800 [3200–4200]	5400 [4700–6000]
New HIV infections (men, 15+)	6700 [6000–7300]	9400 [8400–10 000]	13 000 [12 000–15 000]
HIV incidence per 1000 population	0.06 [0.06–0.07]	0.08 [0.07–0.09]	0.1 [0.09–0.11]
AIDS-related deaths			
AIDS-related deaths (all ages)	<100 [<100– <100]	1300 [840–1800]	6200 [5000–7300]
AIDS-related deaths (0–14)	<100 [<100– <100]	<500 [<200– <500]	530 [<500–630]
AIDS-related deaths (women, 15+)	<100 [<100– <100]	<500 [<200– <500]	1700 [1400–2100]
AIDS-related deaths (men, 15+)	<100 [<100– <100]	780 [<500–1100]	3900 [3200–4700]
People living with HIV			
People living with HIV (all ages)	12 000 [11 000–13 000]	66 000 [59 000–73 000]	150 000 [130 000–170 000]
People living with HIV (0–14)	<200 [<100– <200]	1100 [920–1200]	3500 [3000–4000]
People living with HIV (women, 15+)	3400 [3000–3700]	19 000 [17 000–21 000]	43 000 [38 000–49 000]
People living with HIV (men, 15+)	8400 [7500–9200]	46 000 [41 000–50 000]	99 000 [87 000–110 000]

LAWS AND POLICIES

Laws criminalizing the transmission of, non-disclosure of or exposure to HIV transmission	No
Criminalization of sex work among consenting adults	Selling and buying sexual services is criminalized
Criminalization of same-sex sexual acts	Yes, death penalty
Drug use or possession for personal use is an offence	Drug use or consumption is a specific offence in law
Criminalization of transgender people	Neither criminalized nor prosecuted
Laws or policies restricting the entry, stay and residence of people living with HIV	No
Parental consent for adolescents to access HIV testing	Yes, for adolescents younger than 18 years
Spousal consent for married women to access sexual and reproductive health services	...
Mandatory HIV testing for marriage, work or residence permits or for certain groups	Yes

STIGMA AND DISCRIMINATION

Percentage of women and men aged 15–49 years who report discriminatory attitudes towards people living with HIV	2013 49
Percentage of people living with HIV denied health services because of their HIV status in the last 12 months	
Percentage of people living with HIV who reported a health-care professional told others about their HIV status without their consent	

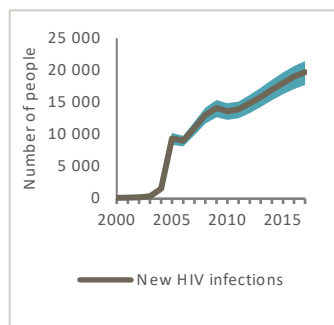
VIOLENCE

Proportion of ever-married or partnered women aged 15–49 years who experienced physical or sexual violence from a male intimate partner in the past 12 months	2013 18
---	------------

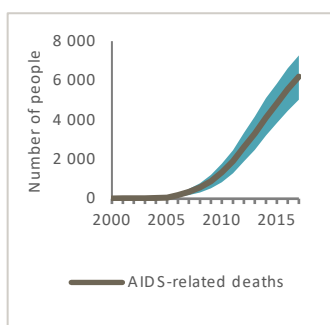
EXPENDITURES

	Financing sources					Total
	Domestic private	Domestic public	International: PEPFAR	International: Global Fund	International: all others	
Last available report: 2013	...	US\$ 3 631 968	...	US\$ 5 311 225	US\$ 330 927	US\$ 9 993 630

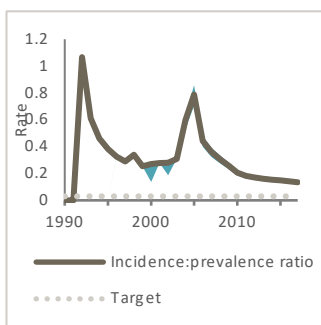
EPIDEMIC TRANSITION METRICS



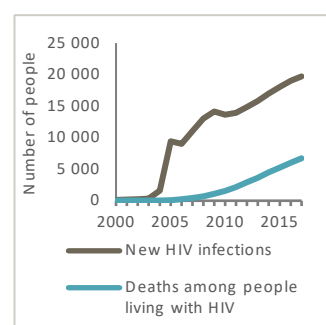
Change in new HIV infections since 2010 = 45%



Change in AIDS-related deaths since 2010 = 364%



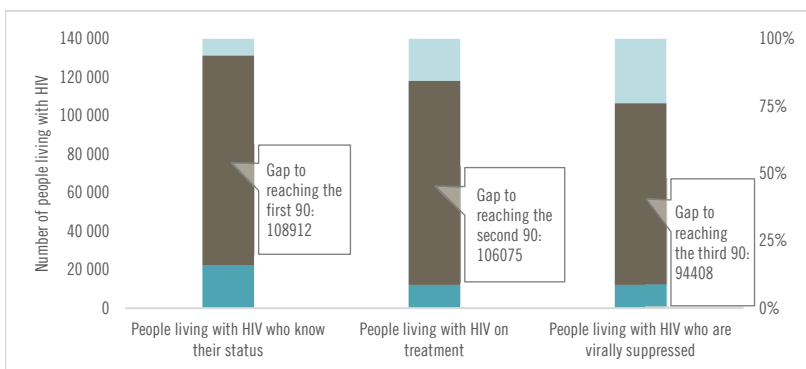
Incidence:prevalence ratio = 0.14



KEY POPULATIONS

	Sex workers	Gay men and other men who have sex with men	People who inject drugs	Transgender people	Prisoners
Estimated size of population	228 787	832 213	113 422	52 646	77 500
HIV prevalence	3.8%	3.7%	21%	5.5%	...
Know their HIV status	30.6%	22.3%	39.3%	29%	...
Antiretroviral therapy coverage	4.3%	0.1%	10.3%	3.2%	...
Condom use	35.1%	22.4%	15.3%	24.4%	...
Coverage of HIV prevention programmes	0.7%	1.2%	1.6%	0.7%	...
Avoidance of health care because of stigma and discrimination

HIV TESTING AND TREATMENT CASCADE



	15%	8%	8%
All ages	[13–17%]	[7–9%]	[7–9%]
Children (0–14)	20%	13%	13%
	[18–24%]	[11–15%]	[11–15%]
Women (15+)	14%	6%	...%
	[12–16%]	[5–6%]	[...–...%]
Men (15+)	16%	9%	9%
	[14–18%]	[8–11%]	[8–10%]

Is antiretroviral therapy provided in community settings (such as outside health facilities) for people who are stable on antiretroviral therapy? No

ELIMINATION OF MOTHER-TO-CHILD TRANSMISSION

	2010	2017
Percentage of pregnant women living with HIV accessing antiretroviral medicines	1% [1–2%]	6% [5–7%]
Early infant diagnosis	1% [1–2%]	1% [1–1%]

HIV COMORBIDITIES

Estimated number of incident tuberculosis cases among people living with HIV (2016)	6900 [3200–12 000]
Proportion of people living with HIV newly enrolled in HIV care with active tuberculosis (2016)	...
Cervical cancer screening of women living with HIV	...
Proportion of people coinfecting with HIV and hepatitis B virus receiving combined treatment	...
Proportion of people coinfecting with HIV and hepatitis C virus starting hepatitis C treatment	...

HIV PREVENTION

Knowledge of HIV prevention among young people aged 15–24 years	
— Women	...
— Men	...
Condom use at last higher-risk sex (with a non-marital, non-cohabiting partner)	
— Women	...
— Men	...
Women aged 15–49 years who have their demand for family planning satisfied by modern methods (2013)	47%
Men aged 15–49 years who are circumcised	Not applicable
Male circumcisions performed according to national standards	Not applicable
People who received PrEP at least once during the reporting period (2017)	...

Harm reduction	
— Use of sterile injecting equipment at last injection (2016)	72.5%
— Needles and syringes distributed per person who injects (2017)	241.92
— Coverage of opioid substitution therapy	...
— Naloxone available (2016)	No
— Safe injection rooms available (2016)	No

EPIDEMIC ESTIMATES

	2005	2010	2017
New HIV infections			
New HIV infections (all ages)	3200 [2700–3800]	2800 [2500–3200]	3000 [2500–3600]
New HIV infections (0–14)	530 [<500–630]	530 [<500–630]	<500 [<500–530]
New HIV infections (women, 15+)	1500 [1200–1800]	1300 [1100–1500]	1400 [1200–1800]
New HIV infections (men, 15+)	1200 [940–1400]	1000 [830–1200]	1100 [900–1400]
HIV incidence per 1000 population	0.52 [0.44–0.62]	0.41 [0.36–0.46]	0.37 [0.31–0.45]
AIDS-related deaths			
AIDS-related deaths (all ages)	1800 [1400–2400]	1600 [1200–1900]	1100 [860–1400]
AIDS-related deaths (0–14)	<500 [<500– <500]	<500 [<500– <500]	<500 [<200– <500]
AIDS-related deaths (women, 15+)	830 [610–1100]	690 [530–850]	<500 [<500–560]
AIDS-related deaths (men, 15+)	710 [530–990]	560 [<500–720]	<500 [<500–560]
People living with HIV			
People living with HIV (all ages)	33 000 [29 000–37 000]	38 000 [34 000–42 000]	48 000 [43 000–52 000]
People living with HIV (0–14)	2100 [1700–2500]	3000 [2400–3400]	3400 [2600–3900]
People living with HIV (women, 15+)	17 000 [15 000–19 000]	20 000 [18 000–22 000]	26 000 [23 000–28 000]
People living with HIV (men, 15+)	14 000 [12 000–16 000]	15 000 [14 000–17 000]	19 000 [16 000–21 000]

LAWS AND POLICIES

Laws criminalizing the transmission of, non-disclosure of or exposure to HIV transmission	Yes
Criminalization of sex work among consenting adults	Selling sexual services is criminalized
Criminalization of same-sex sexual acts	Yes, imprisonment (14 years - life)
Drug use or possession for personal use is an offence	Drug use or consumption is a specific offence in law
Criminalization of transgender people	Neither criminalized nor prosecuted
Laws or policies restricting the entry, stay and residence of people living with HIV	Yes
Parental consent for adolescents to access HIV testing	Yes, for adolescents younger than 14 years
Spousal consent for married women to access sexual and reproductive health services	No
Mandatory HIV testing for marriage, work or residence permits or for certain groups	Yes

STIGMA AND DISCRIMINATION

Percentage of women and men aged 15–49 years who report discriminatory attitudes towards people living with HIV

Percentage of people living with HIV denied health services because of their HIV status in the last 12 months

Percentage of people living with HIV who reported a health-care professional told others about their HIV status without their consent

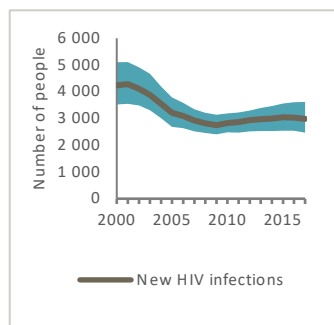
VIOLENCE

Proportion of ever-married or partnered women aged 15–49 years who experienced physical or sexual violence from a male intimate partner in the past 12 months

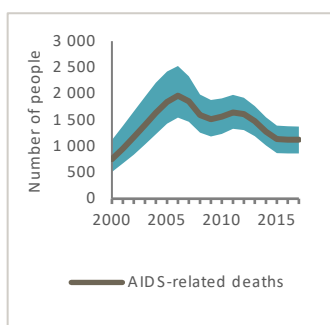
EXPENDITURES

	Financing sources					Total
	Domestic private	Domestic public	International: PEPFAR	International: Global Fund	International: all others	
Last available report: 2012	US\$ 740 081	US\$ 6 385 677	...	US\$ 1 577 356	US\$ 2 048 635	US\$ 36 659 267

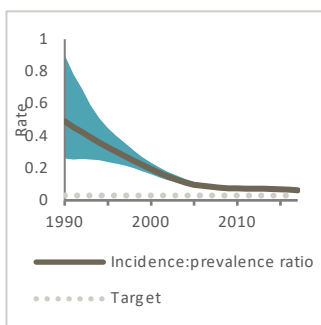
EPIDEMIC TRANSITION METRICS



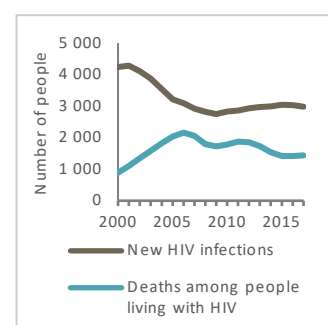
Change in new HIV infections since 2010 = 5%



Change in AIDS-related deaths since 2010 = -28%



Incidence:prevalence ratio = 0.06



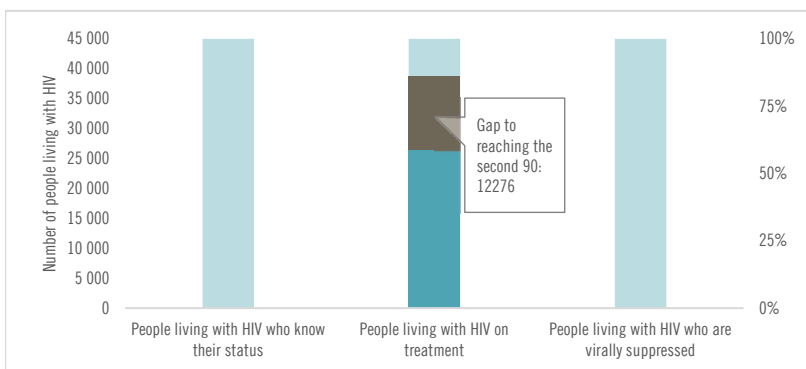
KEY POPULATIONS

	Sex workers	Gay men and other men who have sex with men	People who inject drugs	Transgender people	Prisoners
Estimated size of population
HIV prevalence
Know their HIV status	56.9%	59%
Antiretroviral therapy coverage
Condom use	...	63.1%
Coverage of HIV prevention programmes
Avoidance of health care because of stigma and discrimination

HIV COMORBIDITIES

Estimated number of incident tuberculosis cases among people living with HIV (2016)	3600 [2000–5500]
Proportion of people living with HIV newly enrolled in HIV care with active tuberculosis (2016)	9.2%
Cervical cancer screening of women living with HIV	...
Proportion of people coinfecting with HIV and hepatitis B virus receiving combined treatment	...
Proportion of people coinfecting with HIV and hepatitis C virus starting hepatitis C treatment	...

HIV TESTING AND TREATMENT CASCADE



All ages	...% [...-...%]	55% [50–61%]	...% [...-...%]
Children (0–14)	...% [...-...%]	40% [31–45%]	...% [...-...%]
Women (15+)	...% [...-...%]	59% [53–65%]	...% [...-...%]
Men (15+)	...% [...-...%]	53% [46–60%]	...% [...-...%]

Is antiretroviral therapy provided in community settings (such as outside health facilities) for people who are stable on antiretroviral therapy?	No
---	----

ELIMINATION OF MOTHER-TO-CHILD TRANSMISSION

	2010	2017
Percentage of pregnant women living with HIV accessing antiretroviral medicines	5% [4–5%]	41% [32–47%]
Early infant diagnosis	...% [...-...%]	35% [30–45%]

HIV PREVENTION

Knowledge of HIV prevention among young people aged 15–24 years	...
— Women	...
— Men	...
Condom use at last higher-risk sex (with a non-marital, non-cohabiting partner)	...
— Women	...
— Men	...
Women aged 15–49 years who have their demand for family planning satisfied by modern methods	...
Men aged 15–49 years who are circumcised	Not applicable
Male circumcisions performed according to national standards	Not applicable
People who received PrEP at least once during the reporting period (2017)	...
Harm reduction	...
— Use of sterile injecting equipment at last injection	...
— Needles and syringes distributed per person who injects	...
— Coverage of opioid substitution therapy	...
— Naloxone available (2016)	No
— Safe injection rooms available (2016)	No

EPIDEMIC ESTIMATES

	2005	2010	2017
New HIV infections			
New HIV infections (all ages)	980 [870–1000]	4400 [4000–4800]	12 000 [11 000–13 000]
New HIV infections (0–14)	<100 [<100– <100]	<100 [<100– <100]	<200 [<200– <200]
New HIV infections (women, 15+)	<500 [<500– <500]	<500 [<500– <500]	890 [770–1000]
New HIV infections (men, 15+)	660 [580–710]	4000 [3600–4300]	11 000 [10 000–12 000]
HIV incidence per 1000 population	0.01 [0.01–0.01]	0.05 [0.04–0.05]	0.12 [0.11–0.13]
AIDS-related deaths			
AIDS-related deaths (all ages)	<100 [<100– <200]	<200 [<200– <500]	760 [510–1000]
AIDS-related deaths (0–14)	<100 [<100– <100]	<100 [<100– <100]	<100 [<100– <100]
AIDS-related deaths (women, 15+)	<100 [<100– <100]	<100 [<100– <100]	<200 [<200– <500]
AIDS-related deaths (men, 15+)	<100 [<100– <100]	<200 [<100– <200]	520 [<500–730]
People living with HIV			
People living with HIV (all ages)	3900 [3500–4400]	16 000 [14 000–17 000]	68 000 [61 000–76 000]
People living with HIV (0–14)	<100 [<100– <200]	<200 [<200– <500]	510 [<500–610]
People living with HIV (women, 15+)	1200 [1100–1400]	2600 [2300–3000]	6200 [5500–7000]
People living with HIV (men, 15+)	2600 [2300–2900]	13 000 [12 000–14 000]	61 000 [55 000–68 000]

LAWS AND POLICIES

Laws criminalizing the transmission of, non-disclosure of or exposure to HIV transmission	Yes
Criminalization of sex work among consenting adults	Selling sexual services is criminalized
Criminalization of same-sex sexual acts	No specific legislation
Drug use or possession for personal use is an offence	...
Criminalization of transgender people	Neither criminalized nor prosecuted
Laws or policies restricting the entry, stay and residence of people living with HIV	No
Parental consent for adolescents to access HIV testing	Yes, for adolescents younger than 18 years
Spousal consent for married women to access sexual and reproductive health services	No
Mandatory HIV testing for marriage, work or residence permits or for certain groups	No

STIGMA AND DISCRIMINATION

Percentage of women and men aged 15–49 years who report discriminatory attitudes towards people living with HIV

Percentage of people living with HIV denied health services because of their HIV status in the last 12 months

Percentage of people living with HIV who reported a health-care professional told others about their HIV status without their consent

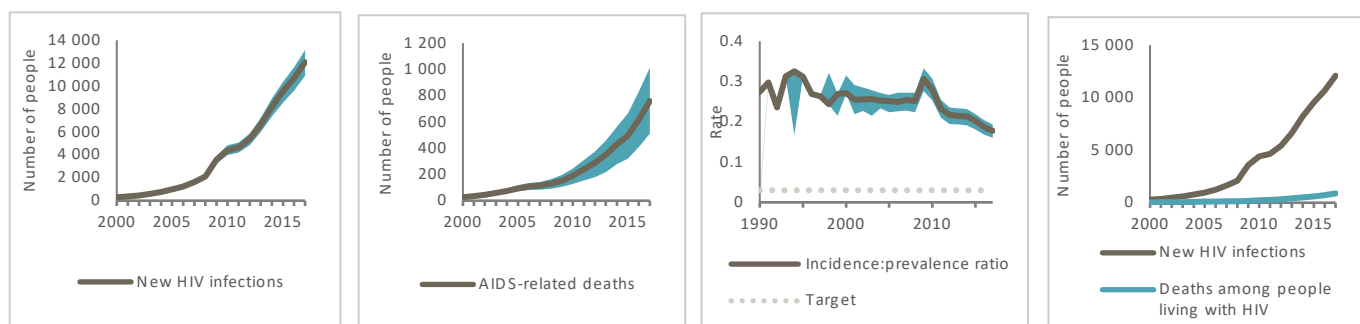
VIOLENCE

Proportion of ever-married or partnered women aged 15–49 years who experienced physical or sexual violence from a male intimate partner in the past 12 months	2008	2013
	10	7.1

EXPENDITURES

	Financing sources					Total
	Domestic private	Domestic public	International: PEPFAR	International: Global Fund	International: all others	
Last available report: 2013	US\$ 17 814	US\$ 4 522 803	...	US\$ 3 180 753	US\$ 1 554 466	US\$ 10 319 421

EPIDEMIC TRANSITION METRICS



Change in new HIV infections since 2010 = **174%**

Change in AIDS-related deaths since 2010 = **299%**

Incidence:prevalence ratio = **0.18**

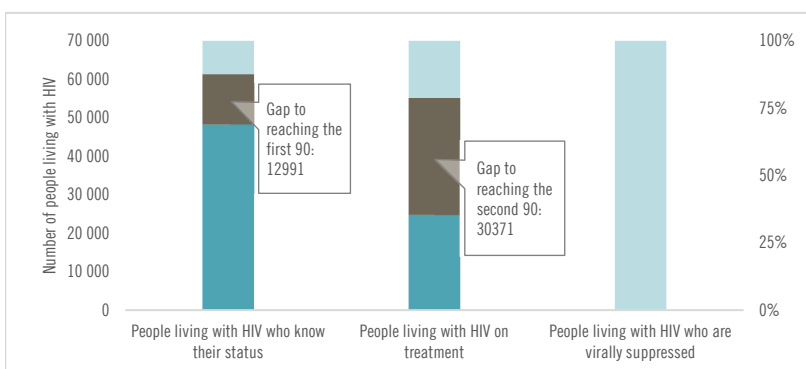
KEY POPULATIONS

	Sex workers	Gay men and other men who have sex with men	People who inject drugs	Transgender people	Prisoners
Estimated size of population	152 600	531 500	10 000	122 800	...
HIV prevalence	0.6%	4.9%	29%	1.7%	...
Know their HIV status	...	16.08%	...	14.68%	...
Antiretroviral therapy coverage
Condom use	70.6%	49.8%	14.5%	37.17%	...
Coverage of HIV prevention programmes
Avoidance of health care because of stigma and discrimination

HIV COMORBIDITIES

Estimated number of incident tuberculosis cases among people living with HIV (2016)	6000 [2500 -11 000]
Proportion of people living with HIV newly enrolled in HIV care with active tuberculosis (2016)	27.6%
Cervical cancer screening of women living with HIV	...
Proportion of people coinfectd with HIV and hepatitis B virus receiving combined treatment	...
Proportion of people coinfectd with HIV and hepatitis C virus starting hepatitis C treatment	...

HIV TESTING AND TREATMENT CASCADE



All ages	71% [64-79%]	36% [33-40%]	...% [...-...%]
Children (0-14)	18% [16-22%]	13% [12-16%]	...% [...-...%]
Women (15+)	48% [43-54%]	12% [11-14%]	...% [...-...%]
Men (15+)	74% [66-82%]	39% [35-43%]	...% [...-...%]

Is antiretroviral therapy provided in community settings (such as outside health facilities) for people who are stable on antiretroviral therapy? **Yes**

ELIMINATION OF MOTHER-TO-CHILD TRANSMISSION

	2010	2017
Percentage of pregnant women living with HIV accessing antiretroviral medicines	5% [4-6%]	11% [10-14%]
Early infant diagnosis	3% [3-4%]	5% [4-5%]

HIV PREVENTION

Knowledge of HIV prevention among young people aged 15-24 years (2017)	
— Women	20.2%
— Men	...
Condom use at last higher-risk sex (with a non-marital, non-cohabiting partner)	
— Women	...
— Men	...
Women aged 15-49 years who have their demand for family planning satisfied by modern methods (2013)	51.5%
Men aged 15-49 years who are circumcised	Not applicable
Male circumcisions performed according to national standards	Not applicable
People who received PrEP at least once during the reporting period (2017)	...
Harm reduction	
— Use of sterile injecting equipment at last injection (2015)	63.6%
— Needles and syringes distributed per person who injects	...
— Coverage of opioid substitution therapy	...
— Naloxone available (2016)	No
— Safe injection rooms available (2016)	No

EPIDEMIC ESTIMATES

	2005	2010	2017
New HIV infections			
New HIV infections (all ages)	<500 [<500– <500]	<500 [<500– <500]	<500 [<500– <500]
New HIV infections (0–14)	... [...–...]	... [...–...]	... [...–...]
New HIV infections (women, 15+)	<100 [<100– <100]	<100 [<100– <100]	<100 [<100– <100]
New HIV infections (men, 15+)	<500 [<500– <500]	<500 [<500– <500]	<500 [<200– <500]
HIV incidence per 1000 population	0.11 [0.09–0.13]	0.11 [0.09–0.13]	0.08 [0.06–0.09]
AIDS-related deaths			
AIDS-related deaths (all ages)	<200 [<200– <200]	<200 [<100– <200]	<100 [<100– <100]
AIDS-related deaths (0–14)	... [...–...]	... [...–...]	... [...–...]
AIDS-related deaths (women, 15+)	<100 [<100– <100]	<100 [<100– <100]	<100 [<100– <100]
AIDS-related deaths (men, 15+)	<200 [<100– <200]	<200 [<100– <200]	<100 [<100– <100]
People living with HIV			
People living with HIV (all ages)	4200 [3600–4800]	5700 [4800–6500]	7600 [6300–8900]
People living with HIV (0–14)	... [...–...]	... [...–...]	... [...–...]
People living with HIV (women, 15+)	<500 [<500–540]	590 [520–680]	750 [650–850]
People living with HIV (men, 15+)	3700 [3100–4300]	5100 [4200–5900]	6900 [5500–8100]

LAWS AND POLICIES

Laws criminalizing the transmission of, non-disclosure of or exposure to HIV transmission	...
Criminalization of sex work among consenting adults	...
Criminalization of same-sex sexual acts	...
Drug use or possession for personal use is an offence	...
Criminalization of transgender people	...
Laws or policies restricting the entry, stay and residence of people living with HIV	...
Parental consent for adolescents to access HIV testing	Yes, for adolescents younger than 16 years
Spousal consent for married women to access sexual and reproductive health services	No
Mandatory HIV testing for marriage, work or residence permits or for certain groups	Yes

STIGMA AND DISCRIMINATION

Percentage of women and men aged 15–49 years who report discriminatory attitudes towards people living with HIV

Percentage of people living with HIV denied health services because of their HIV status in the last 12 months

Percentage of people living with HIV who reported a health-care professional told others about their HIV status without their consent

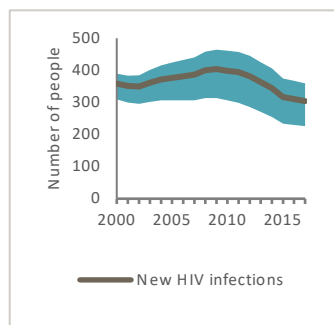
VIOLENCE

Proportion of ever-married or partnered women aged 15–49 years who experienced physical or sexual violence from a male intimate partner in the past 12 months

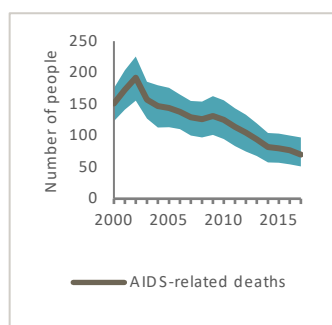
EXPENDITURES

	Financing sources					Total
	Domestic private	Domestic public	International: PEPFAR	International: Global Fund	International: all others	
Last available report: 2017	...	US\$ 52 093 243	US\$ 52 093 243

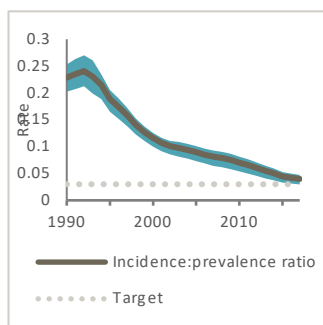
EPIDEMIC TRANSITION METRICS



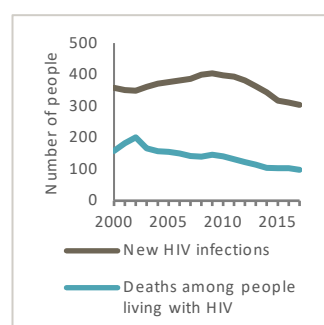
Change in new HIV infections since 2010 = **-24%**



Change in AIDS-related deaths since 2010 = **-44%**



Incidence:prevalence ratio = **0.04**



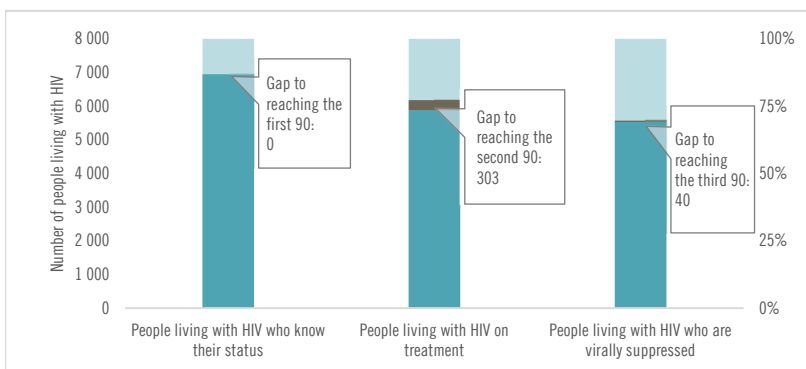
KEY POPULATIONS

	Sex workers	Gay men and other men who have sex with men	People who inject drugs	Transgender people	Prisoners
Estimated size of population	10 363
HIV prevalence	0%	11%	0.5%	...	1.1%
Know their HIV status
Antiretroviral therapy coverage	...	99.2%	...	100%	100%
Condom use	...	57.8%
Coverage of HIV prevention programmes
Avoidance of health care because of stigma and discrimination

HIV COMORBIDITIES

Estimated number of incident tuberculosis cases among people living with HIV (2016)	44 [37–51]
Proportion of people living with HIV newly enrolled in HIV care with active tuberculosis (2016)	2.8%
Cervical cancer screening of women living with HIV	...
Proportion of people coinfecting with HIV and hepatitis B virus receiving combined treatment (2017)	99.39%
Proportion of people coinfecting with HIV and hepatitis C virus starting hepatitis C treatment	...

HIV TESTING AND TREATMENT CASCADE



All ages	91% [75–>95%]	77% [64–90%]	72% [60–85%]
Children (0–14)	...% [...–...%]	...% [...–...%]	...% [...–...%]
Women (15+)	...% [...–...%]	77% [67–88%]	...% [...–...%]
Men (15+)	...% [...–...%]	77% [62–91%]	...% [...–...%]

Is antiretroviral therapy provided in community settings (such as outside health facilities) for people who are stable on antiretroviral therapy? ...

ELIMINATION OF MOTHER-TO-CHILD TRANSMISSION

	2010	2017
Percentage of pregnant women living with HIV accessing antiretroviral medicines	...% [...–...%]	...% [...–...%]
Early infant diagnosis	...% [...–...%]	...% [...–...%]

HIV PREVENTION

Knowledge of HIV prevention among young people aged 15–24 years	...
— Women	...
— Men	...
Condom use at last higher-risk sex (with a non-marital, non-cohabiting partner)	...
— Women	...
— Men	...
Women aged 15–49 years who have their demand for family planning satisfied by modern methods	...
Men aged 15–49 years who are circumcised	Not applicable
Male circumcisions performed according to national standards	Not applicable
People who received PrEP at least once during the reporting period (2017)	24
Harm reduction	...
— Use of sterile injecting equipment at last injection	...
— Needles and syringes distributed per person who injects	...
— Coverage of opioid substitution therapy	...
— Naloxone available (2016)	...
— Safe injection rooms available (2016)	...

EPIDEMIC ESTIMATES

	2005	2010	2017
New HIV infections			
New HIV infections (all ages)	<500 [<500– <500]	<500 [<500– <500]	<200 [<200– <200]
New HIV infections (0–14)	... [...–...]	... [...–...]	... [...–...]
New HIV infections (women, 15+)	<200 [<200– <200]	<100 [<100– <100]	<100 [<100– <100]
New HIV infections (men, 15+)	<500 [<500– <500]	<200 [<200– <200]	<200 [<200– <200]
HIV incidence per 1000 population	0.02 [0.02–0.02]	0.01 [0.01–0.01]	<0.01 [<0.01– <0.01]
AIDS-related deaths			
AIDS-related deaths (all ages)	<500 [<200– <500]	<500 [<500– <500]	<500 [<200– <500]
AIDS-related deaths (0–14)	... [...–...]	... [...–...]	... [...–...]
AIDS-related deaths (women, 15+)	<100 [<100– <100]	<100 [<100– <100]	<100 [<100– <100]
AIDS-related deaths (men, 15+)	<200 [<200– <200]	<200 [<200– <500]	<200 [<200– <200]
People living with HIV			
People living with HIV (all ages)	4200 [3700–4900]	4200 [3600–5100]	3500 [3000–4200]
People living with HIV (0–14)	... [...–...]	... [...–...]	... [...–...]
People living with HIV (women, 15+)	1300 [1100–1500]	1300 [1100–1600]	1200 [1000–1400]
People living with HIV (men, 15+)	2900 [2500–3400]	2800 [2400–3500]	2300 [2000–2800]

LAWS AND POLICIES

Laws criminalizing the transmission of, non-disclosure of or exposure to HIV transmission	No
Criminalization of sex work among consenting adults	Other punitive regulation of sex work
Criminalization of same-sex sexual acts	Yes, imprisonment (up to 14 years)
Drug use or possession for personal use is an offence	Drug use or consumption is a specific offence in law
Criminalization of transgender people	Neither criminalized nor prosecuted
Laws or policies restricting the entry, stay and residence of people living with HIV	No
Parental consent for adolescents to access HIV testing	No
Spousal consent for married women to access sexual and reproductive health services	No
Mandatory HIV testing for marriage, work or residence permits or for certain groups	No

STIGMA AND DISCRIMINATION

Percentage of women and men aged 15–49 years who report discriminatory attitudes towards people living with HIV

Percentage of people living with HIV denied health services because of their HIV status in the last 12 months

Percentage of people living with HIV who reported a health-care professional told others about their HIV status without their consent

VIOLENCE

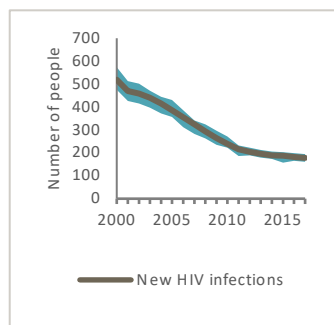
Proportion of ever-married or partnered women aged 15–49 years who experienced physical or sexual violence from a male intimate partner in the past 12 months

2012
18.4

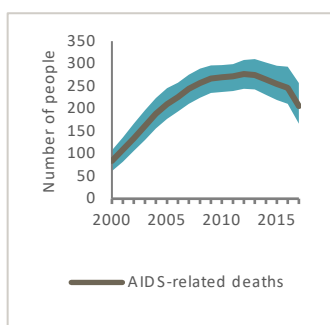
EXPENDITURES

	Financing sources					Total
	Domestic private	Domestic public	International: PEPFAR	International: Global Fund	International: all others	
Last available report: 2013	...	US\$ 671 143	US\$ 5511	US\$ 1 226 938

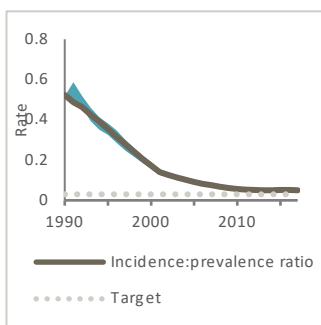
EPIDEMIC TRANSITION METRICS



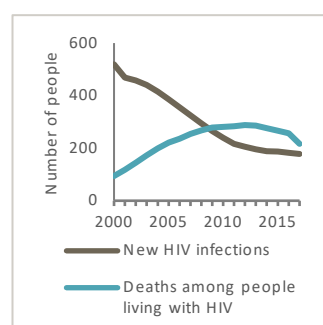
Change in new HIV infections since 2010 = **-26%**



Change in AIDS-related deaths since 2010 = **-24%**



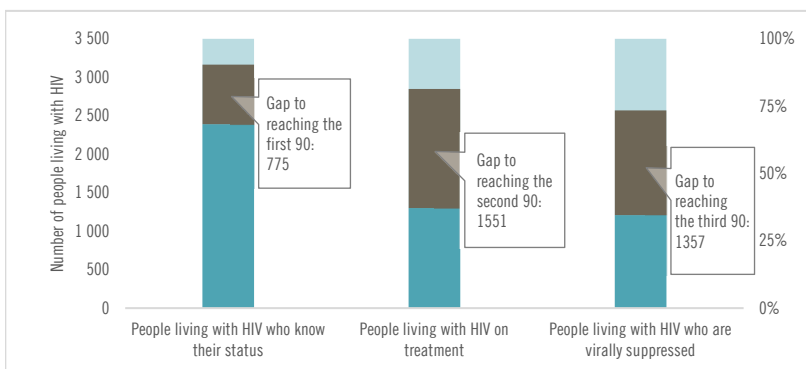
Incidence:prevalence ratio = **0.05**



KEY POPULATIONS

	Sex workers	Gay men and other men who have sex with men	People who inject drugs	Transgender people	Prisoners
Estimated size of population
HIV prevalence	0%	1.5%	0%	...	0.036%
Know their HIV status
Antiretroviral therapy coverage	100%
Condom use	93.1%	47.1%	25.9%
Coverage of HIV prevention programmes
Avoidance of health care because of stigma and discrimination

HIV TESTING AND TREATMENT CASCADE



	68% [59–81%]	37% [32–44%]	34% [30–41%]
All ages
Children (0–14)
Women (15+)	71% [61–83%]	35% [30–41%]	33% [28–38%]
Men (15+)	66% [57–80%]	37% [31–45%]	34% [29–42%]

Is antiretroviral therapy provided in community settings (such as outside health facilities) for people who are stable on antiretroviral therapy?	No
---	----

ELIMINATION OF MOTHER-TO-CHILD TRANSMISSION

	2010	2017
Percentage of pregnant women living with HIV accessing antiretroviral medicines	...% [...–...%]	...% [...–...%]
Early infant diagnosis	...% [...–...%]	...% [...–...%]

HIV COMORBIDITIES

Estimated number of incident tuberculosis cases among people living with HIV (2016)	20 [15–27]
Proportion of people living with HIV newly enrolled in HIV care with active tuberculosis (2016)	5.8%
Cervical cancer screening of women living with HIV	...
Proportion of people coinfecting with HIV and hepatitis B virus receiving combined treatment (2017)	100%
Proportion of people coinfecting with HIV and hepatitis C virus starting hepatitis C treatment	...

HIV PREVENTION

Knowledge of HIV prevention among young people aged 15–24 years	...
— Women	...
— Men	...
Condom use at last higher-risk sex (with a non-marital, non-cohabiting partner)	...
— Women	...
— Men	...
Women aged 15–49 years who have their demand for family planning satisfied by modern methods (2016)	74.2%
Men aged 15–49 years who are circumcised	Not applicable
Male circumcisions performed according to national standards	Not applicable
People who received PrEP at least once during the reporting period (2017)	...

Harm reduction	...
— Use of sterile injecting equipment at last injection (2014)	46.3%
— Needles and syringes distributed per person who injects (2016)	0.0
— Coverage of opioid substitution therapy	...
— Naloxone available (2016)	No
— Safe injection rooms available (2016)	No

EPIDEMIC ESTIMATES

	2005	2010	2017
New HIV infections			
New HIV infections (all ages)	... [...-...]	... [...-...]	... [...-...]
New HIV infections (0–14)	... [...-...]	... [...-...]	... [...-...]
New HIV infections (women, 15+)	... [...-...]	... [...-...]	... [...-...]
New HIV infections (men, 15+)	... [...-...]	... [...-...]	... [...-...]
HIV incidence per 1000 population	... [...-...]	... [...-...]	... [...-...]
AIDS-related deaths			
AIDS-related deaths (all ages)	41 000 [34 000–49 000]	24 000 [15 000–37 000]	15 000 [11 000–22 000]
AIDS-related deaths (0–14)	1100 [900–1300]	<500 [<500– <500]	<100 [<100– <100]
AIDS-related deaths (women, 15+)	12 000 [9600–13 000]	7000 [4600–10 000]	5500 [3900–9200]
AIDS-related deaths (men, 15+)	28 000 [23 000–35 000]	17 000 [10 000–26 000]	9100 [6800–13 000]
People living with HIV			
People living with HIV (all ages)	570 000 [460 000–720 000]	510 000 [450 000–610 000]	440 000 [390 000–510 000]
People living with HIV (0–14)	12 000 [11 000–15 000]	9000 [7600–11 000]	3400 [2900–4100]
People living with HIV (women, 15+)	220 000 [190 000–270 000]	220 000 [190 000–260 000]	190 000 [170 000–220 000]
People living with HIV (men, 15+)	330 000 [260 000–450 000]	290 000 [250 000–350 000]	240 000 [210 000–280 000]

LAWS AND POLICIES

Laws criminalizing the transmission of, non-disclosure of or exposure to HIV transmission	...
Criminalization of sex work among consenting adults	...
Criminalization of same-sex sexual acts	...
Drug use or possession for personal use is an offence	...
Criminalization of transgender people	...
Laws or policies restricting the entry, stay and residence of people living with HIV	...
Parental consent for adolescents to access HIV testing	No
Spousal consent for married women to access sexual and reproductive health services	No
Mandatory HIV testing for marriage, work or residence permits or for certain groups	No

STIGMA AND DISCRIMINATION

Percentage of women and men aged 15–49 years who report discriminatory attitudes towards people living with HIV **2006**
65.3*

Percentage of people living with HIV denied health services because of their HIV status in the last 12 months

Percentage of people living with HIV who reported a health-care professional told others about their HIV status without their consent

VIOLENCE

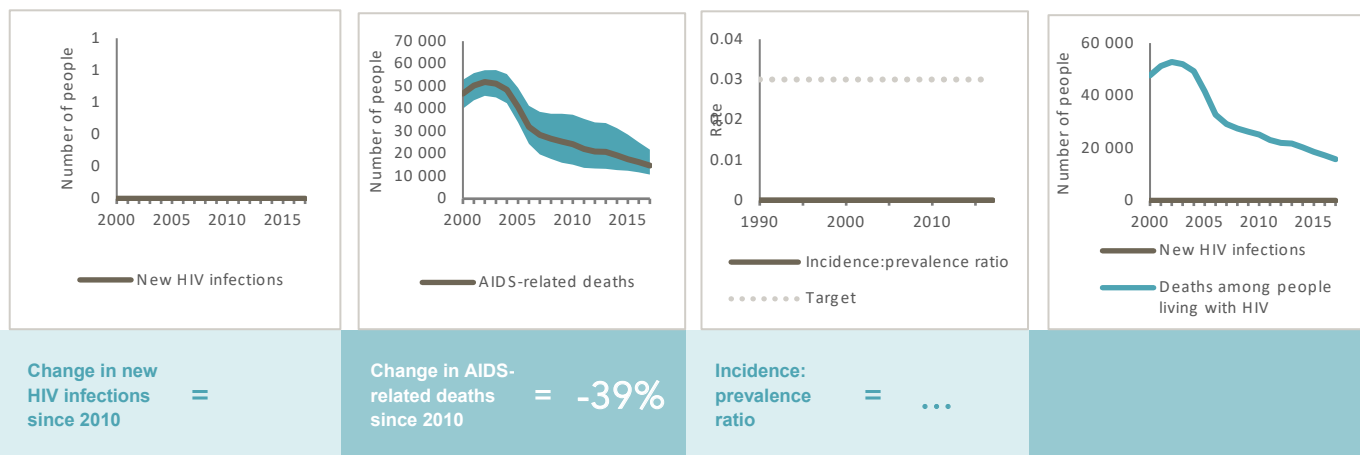
Proportion of ever-married or partnered women aged 15–49 years who experienced physical or sexual violence from a male intimate partner in the past 12 months

*Female respondents only

EXPENDITURES

	Financing sources					Total
	Domestic private	Domestic public	International: PEPFAR	International: Global Fund	International: all others	
Last available report: 2013	US\$ 76 396	US\$ 256 685 666	US\$ 1 863 515	US\$ 27 326 826	US\$ 415 073	US\$ 287 278 782

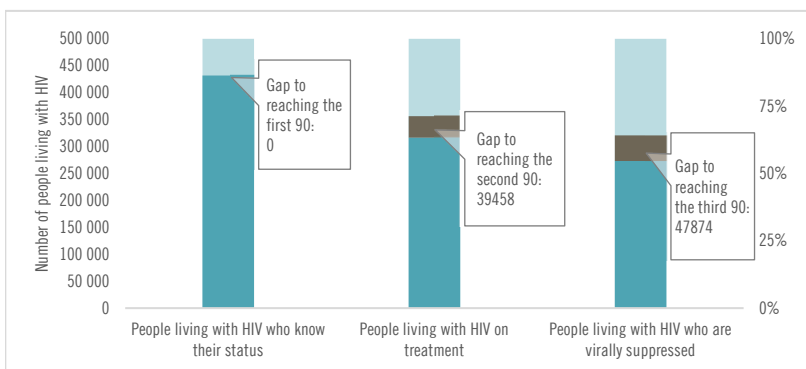
EPIDEMIC TRANSITION METRICS



KEY POPULATIONS

	Sex workers	Gay men and other men who have sex with men	People who inject drugs	Transgender people	Prisoners
Estimated size of population	144 000	590 700	42 000	62 800	311 587
HIV prevalence	1%	9.15%	19.02%
Know their HIV status	58.3%	72.3%	...
Antiretroviral therapy coverage
Condom use	80.8%	82.1%	47.2%
Coverage of HIV prevention programmes
Avoidance of health care because of stigma and discrimination	10.51%

HIV TESTING AND TREATMENT CASCADE



	>95%	72%	62%
All ages	[86– >95%]	[63–83%]	[55–72%]
Children (0–14)	>95%	84%	71%
Women (15+)	>95%	75%	66%
Men (15+)	>95%	70%	59%

Is antiretroviral therapy provided in community settings (such as outside health facilities) for people who are stable on antiretroviral therapy? ...

ELIMINATION OF MOTHER-TO-CHILD TRANSMISSION

	2010	2017
Percentage of pregnant women living with HIV accessing antiretroviral medicines	94% [76– >95%]	>95% [79– >95%]
Early infant diagnosis	54% [46–66%]	94% [79– >95%]

HIV COMORBIDITIES

Estimated number of incident tuberculosis cases among people living with HIV (2016)	10 000 [6100 –16 000]
Proportion of people living with HIV newly enrolled in HIV care with active tuberculosis (2016)	14%
Cervical cancer screening of women living with HIV	...
Proportion of people coinfecting with HIV and hepatitis B virus receiving combined treatment	...
Proportion of people coinfecting with HIV and hepatitis C virus starting hepatitis C treatment	...

HIV PREVENTION

Knowledge of HIV prevention among young people aged 15–24 years (2016)	
— Women	46%
— Men	45.1%
Condom use at last higher-risk sex (with a non-marital, non-cohabiting partner) (2017)	
— Women	76.8%
— Men	75%
Women aged 15–49 years who have their demand for family planning satisfied by modern methods	...
Men aged 15–49 years who are circumcised	Not applicable
Male circumcisions performed according to national standards	Not applicable
People who received PrEP at least once during the reporting period (2017)	1865

Harm reduction	
— Use of sterile injecting equipment at last injection (2014)	84.88%
— Needles and syringes distributed per person who injects (2017)	12.79
— Coverage of opioid substitution therapy (2017)	4.1%
— Naloxone available (2016)	...
— Safe injection rooms available (2016)	...

EPIDEMIC ESTIMATES

	2005	2010	2017
New HIV infections			
New HIV infections (all ages)	... [...-...]	... [...-...]	... [...-...]
New HIV infections (0–14)	... [...-...]	... [...-...]	... [...-...]
New HIV infections (women, 15+)	... [...-...]	... [...-...]	... [...-...]
New HIV infections (men, 15+)	... [...-...]	... [...-...]	... [...-...]
HIV incidence per 1000 population	... [...-...]	... [...-...]	... [...-...]
AIDS-related deaths			
AIDS-related deaths (all ages)	10 000 [8200–12 000]	8600 [6900–10 000]	8600 [6600–11 000]
AIDS-related deaths (0–14)	<500 [<500–510]	<500 [<200– <500]	<200 [<100– <500]
AIDS-related deaths (women, 15+)	1700 [1300–2100]	1700 [1300–2100]	1900 [1300–2500]
AIDS-related deaths (men, 15+)	8100 [6500–9900]	6600 [5400–7700]	6600 [5100–8200]
People living with HIV			
People living with HIV (all ages)	190 000 [170 000–220 000]	230 000 [200 000–270 000]	250 000 [220 000–280 000]
People living with HIV (0–14)	2600 [2300–3000]	4100 [3400–4800]	5400 [4400–6600]
People living with HIV (women, 15+)	46 000 [41 000–52 000]	65 000 [57 000–75 000]	79 000 [70 000–90 000]
People living with HIV (men, 15+)	150 000 [130 000–170 000]	160 000 [140 000–190 000]	160 000 [150 000–190 000]

LAWS AND POLICIES

Laws criminalizing the transmission of, non-disclosure of or exposure to HIV transmission	...
Criminalization of sex work among consenting adults	...
Criminalization of same-sex sexual acts	...
Drug use or possession for personal use is an offence	...
Criminalization of transgender people	...
Laws or policies restricting the entry, stay and residence of people living with HIV	...
Parental consent for adolescents to access HIV testing	...
Spousal consent for married women to access sexual and reproductive health services	...
Mandatory HIV testing for marriage, work or residence permits or for certain groups	...

STIGMA AND DISCRIMINATION

Percentage of women and men aged 15–49 years who report discriminatory attitudes towards people living with HIV **2006**
44.1*

Percentage of people living with HIV denied health services because of their HIV status in the last 12 months

Percentage of people living with HIV who reported a health-care professional told others about their HIV status without their consent

VIOLENCE

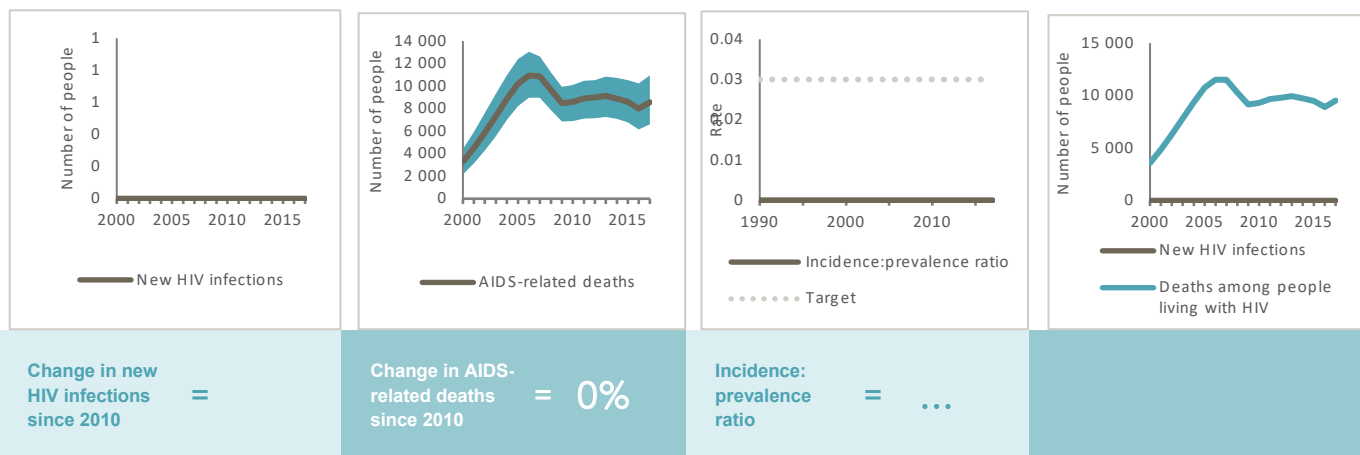
Proportion of ever-married or partnered women aged 15–49 years who experienced physical or sexual violence from a male intimate partner in the past 12 months

*Female respondents only

EXPENDITURES

	Financing sources					Total
	Domestic private	Domestic public	International: PEPFAR	International: Global Fund	International: all others	
Last available report: 2012	...	US\$ 30 327 094	US\$ 28 917 091	US\$ 19 495 015	US\$ 900 934	US\$ 95 446 487

EPIDEMIC TRANSITION METRICS



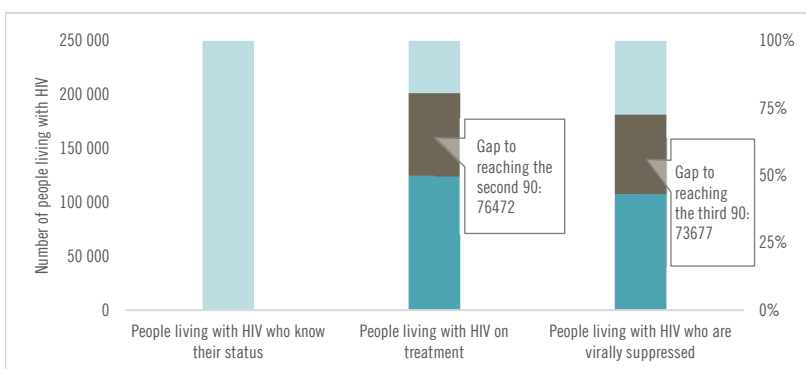
KEY POPULATIONS

	Sex workers	Gay men and other men who have sex with men	People who inject drugs	Transgender people	Prisoners
Estimated size of population	85 600	174 944	226 900
HIV prevalence	3.7%	12.2%	14%
Know their HIV status	39.6%	65.4%	61.5%
Antiretroviral therapy coverage	27.6%	17.7%	53.4%
Condom use	82.9%	59.9%	43.7%
Coverage of HIV prevention programmes	32.8%	28.7%	18.7%	32.8%	...
Avoidance of health care because of stigma and discrimination

HIV COMORBIDITIES

Estimated number of incident tuberculosis cases among people living with HIV (2016)	4200 [3400–5100]
Proportion of people living with HIV newly enrolled in HIV care with active tuberculosis (2016)	...
Cervical cancer screening of women living with HIV	...
Proportion of people coinfectd with HIV and hepatitis B virus receiving combined treatment	...
Proportion of people coinfectd with HIV and hepatitis C virus starting hepatitis C treatment	...

HIV TESTING AND TREATMENT CASCADE



All ages	...% [...-...%]	50% [44–57%]	43% [38–49%]
Children (0–14)	...% [...-...%]	88% [71–>95%]	...% [...-...%]
Women (15+)	...% [...-...%]	52% [46–60%]	...% [...-...%]
Men (15+)	...% [...-...%]	48% [42–55%]	...% [...-...%]

Is antiretroviral therapy provided in community settings (such as outside health facilities) for people who are stable on antiretroviral therapy?	...
--	-----

ELIMINATION OF MOTHER-TO-CHILD TRANSMISSION

	2010	2017
Percentage of pregnant women living with HIV accessing antiretroviral medicines	44% [36–52%]	73% [61–85%]
Early infant diagnosis	...% [...-...%]	31% [26–36%]

HIV PREVENTION

Knowledge of HIV prevention among young people aged 15–24 years (2014)	
— Women	49.3%
— Men	...
Condom use at last higher-risk sex (with a non-marital, non-cohabiting partner)	
— Women	...
— Men	...
Women aged 15–49 years who have their demand for family planning satisfied by modern methods	...
Men aged 15–49 years who are circumcised	Not applicable
Male circumcisions performed according to national standards	Not applicable
People who received PrEP at least once during the reporting period (2017)	808
Harm reduction	
— Use of sterile injecting equipment at last injection (2017)	98%
— Needles and syringes distributed per person who injects (2016)	147.8
— Coverage of opioid substitution therapy (2016)	22.19%
— Naloxone available (2016)	...
— Safe injection rooms available (2016)	...

Latin America

AT A GLANCE

1 The region is approaching the 90–90–90 testing and treatment targets. Closing the remaining gaps requires community-led services that more effectively reach key populations.

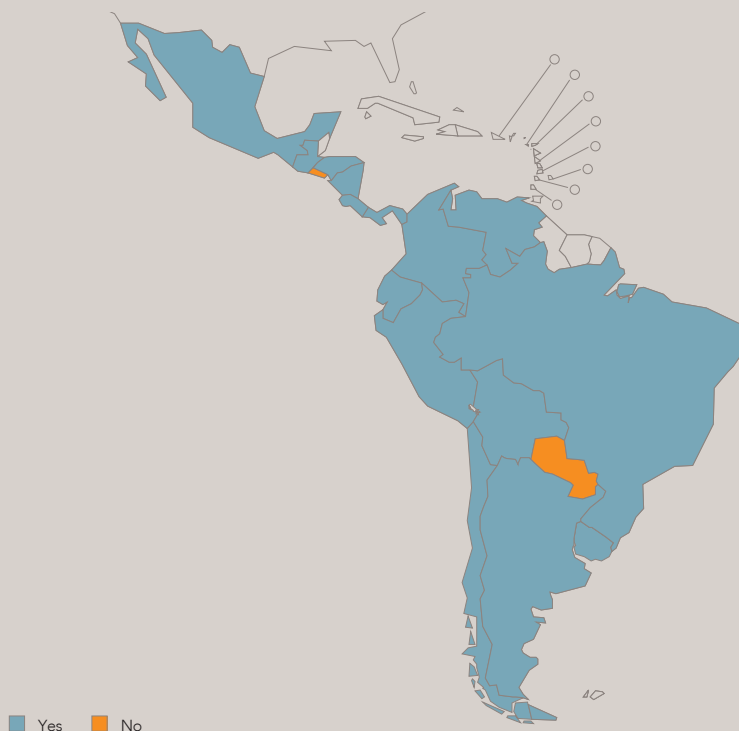
2 Prevention needs reinvigoration, especially for young people within key populations.

3 Wider availability of pre-exposure prophylaxis (PrEP) for people at high risk of HIV infection could add momentum to prevention efforts.

4 Despite significant progress related to the HIV and legal and policy environment for lesbian, gay, bisexual, transgender and intersex (LGBTI) people, stigma and violence still obstruct their access to HIV services.

5 Apart from Argentina, Brazil, Chile, Colombia, Mexico and Uruguay, HIV programmes focused on key populations are too dependent on donor funding, which threatens their sustainability.

Countries with a national human rights institution that includes sexual orientation in its human rights work, Latin America, 2017



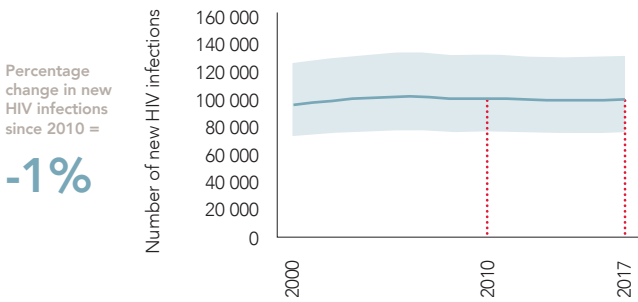
Source: National Commitment and Policy Instrument, 2018.

Antiretroviral therapy coverage has been relatively high and AIDS-related mortality relatively low in Latin America for many years. However, little progress has been made towards the region's 2020 HIV prevention milestone, and there is evidence of rising incidence of HIV among young people within key populations. Brazil is playing a key leadership role in the reinvigoration of HIV prevention, but political commitment in the region is inconsistent.

Latin America has made notable progress in safeguarding the human rights of LGBTI people. National and regional networks of key populations and people living with HIV are monitoring human rights abuses. National and local governments have established mechanisms for addressing human rights issues. Sixteen countries in the region have national human rights institutions that include sexual orientation in their mandate.

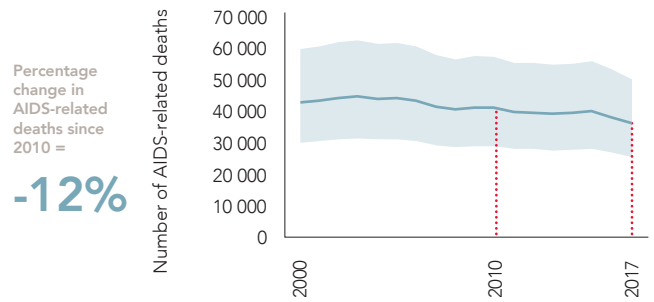
EPIDEMIC TRANSITION MEASURES

Number of new HIV infections, Latin America, 2000–2017



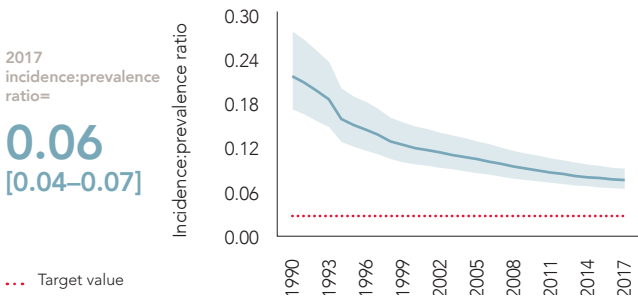
Source: UNAIDS 2018 estimates.

Number of AIDS-related deaths, Latin America, 2000–2017



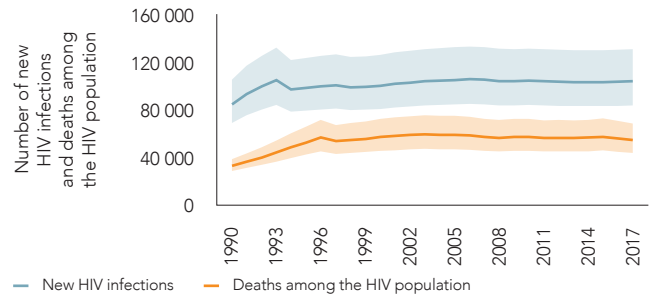
Source: UNAIDS 2018 estimates.

Incidence:prevalence ratio, Latin America, 1990–2017



Source: UNAIDS 2018 estimates.

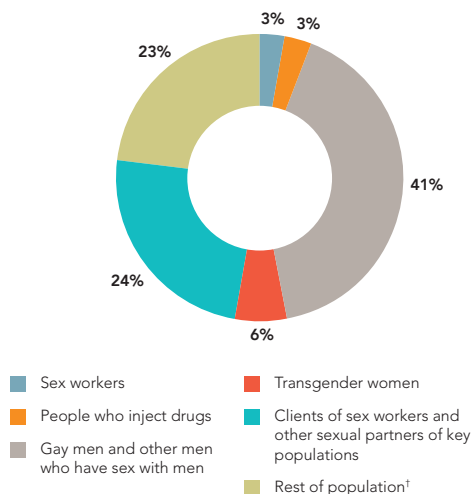
Number of new HIV infections and deaths among the HIV population, Latin America, 1990–2017



Source: UNAIDS 2018 estimates.

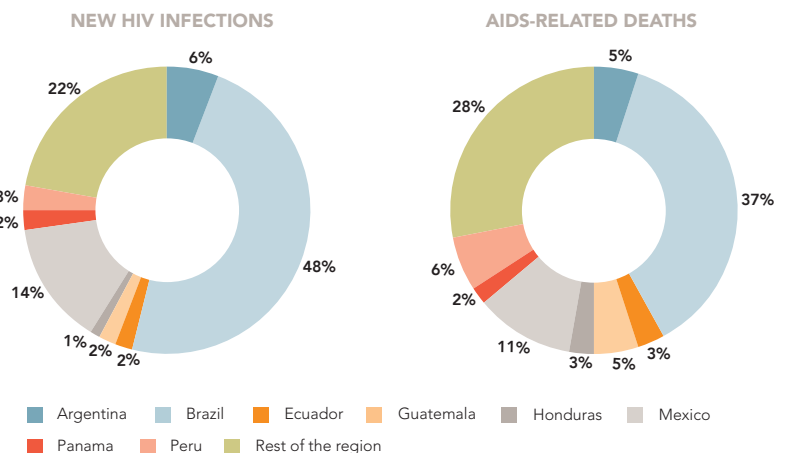
The region's strong performance along the 90–90–90 continuum of services saw deaths from AIDS-related illness decline by 12% from 2010 to 2017. Although there has been little change in the number of new HIV infections in Latin America over the last 15 years, high treatment coverage and low AIDS-related mortality has driven a gradual decline in the region's incidence:prevalence ratio, which was 0.06 [0.04–0.07] in 2017. Gay men and other men who have sex with men accounted for 41% of HIV infections in 2017, and key populations and their sexual partners represented more than three quarters of new infections overall.

Distribution of new HIV infections, by population group, Latin America, 2017



Source: UNAIDS special analysis, 2018.

Distribution of new HIV infections and AIDS-related deaths by country, Latin America, 2017



Source: UNAIDS 2018 estimates.

LAWS AND POLICIES SCORECARD

Country	Criminalization of transgender people	Criminalization of sex work	Criminalization of same-sex sexual acts	Drug use or possession for personal use an offence	Parental consent for adolescents to access HIV testing	Spousal consent for married women to access SRH services	Laws criminalizing the transmission of, non-disclosure of or exposure to HIV transmission	Laws or policies restricting the entry, stay and residence of people living with HIV	Mandatory HIV testing for marriage, work or residence permits or for certain groups
Argentina	■	■	■	■	■	■	■	■	
Bolivia (Plurinational State of)	■	■	■	■	■	■	■	■	
Brazil	■	■	■	■	k	■	■	■	
Chile	■	■	l	■	■	■	■	j	
Colombia	■	■	m	n	■	■	■	■	
Costa Rica	■	■	■	■	■	■	■	■	
Ecuador	■	f	b	f	■	■	■	■	
El Salvador	■	■	■	■	■	■	■	■	
Guatemala	■	a	b	d	■	■	■	■	
Honduras	■	■	■	o	■	■	■	■	
Mexico	■	■	■	p	■	■	■	■	
Nicaragua	■	q	■	r	■	■	c	■	
Panama	■	■	■	s	■	■	■	■	
Paraguay	■	■	■	■	■	■	■	■	
Peru	■	g	b	h	■	■	i	■	
Uruguay	■	■	■	e	■	■	■	■	
Venezuela (Bolivarian Republic of)	■	■	b	■	■	■	■	■	

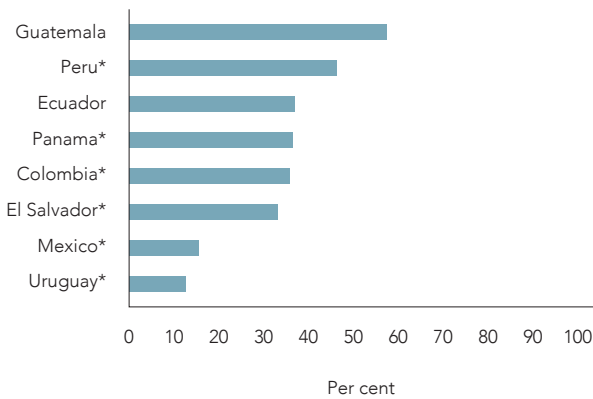
<p>■ Criminalized and/or prosecuted</p> <p>■ Neither criminalized nor prosecuted</p> <p>■ Data not available</p>	<p>■ Any criminalization or punitive regulation of sex work</p> <p>■ Sex work is not subject to punitive regulations or is not criminalized</p> <p>■ Issue is determined/differs at subnational level</p> <p>■ Data not available</p>	<p>■ Death penalty</p> <p>■ Imprisonment (14 years–life, up to 14 years) or no penalty specified</p> <p>■ Laws penalizing same-sex sexual acts have been decriminalized or never existed, or no specific legislation</p> <p>■ Data not available</p>	<p>■ Compulsory detention for drug offences</p> <p>■ Possession of drugs for personal use is specified as a criminal offence or drug use or consumption is a specific offence in law</p> <p>■ Possession of drugs for personal use is specified as a non-criminal offence</p> <p>■ Data not available</p>	<p>■ Yes, for adolescents younger than 18</p> <p>■ Yes, for adolescents younger than 14 and 16</p> <p>■ Yes, for adolescents younger than 12</p> <p>■ No</p> <p>■ Data not available</p>	<p>■ Yes</p> <p>■ No</p> <p>■ Data not available</p>	<p>■ Yes</p> <p>■ No</p> <p>■ Data not available</p>	<p>■ Yes</p> <p>■ No</p> <p>■ Data not available</p>	<p>■ Yes</p> <p>■ No</p> <p>■ Data not available</p>
--	---	--	---	--	--	--	--	--

Sources: National Commitment and Policy Instrument, 2017 and 2018; supplemented by additional sources where noted (see references at end of chapter).

Note: Data on laws restricting the entry, stay and residence of people living with HIV are currently undergoing a global review that will involve country validation. An update is expected by the end of 2018.

STIGMA AND DISCRIMINATION

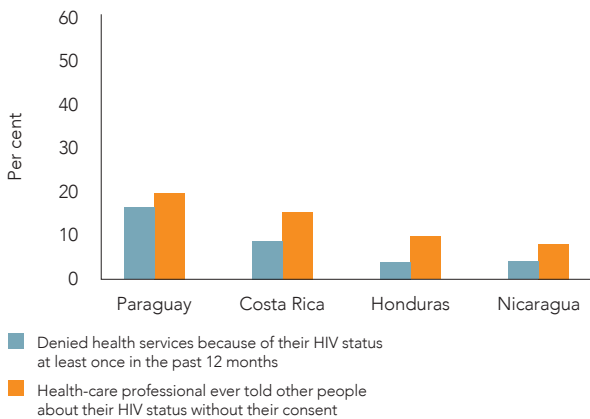
Percentage of men and women aged 15–49 years who would not buy vegetables from a shopkeeper living with HIV, Latin America, most recent data, 2012–2016



*Female respondents only.

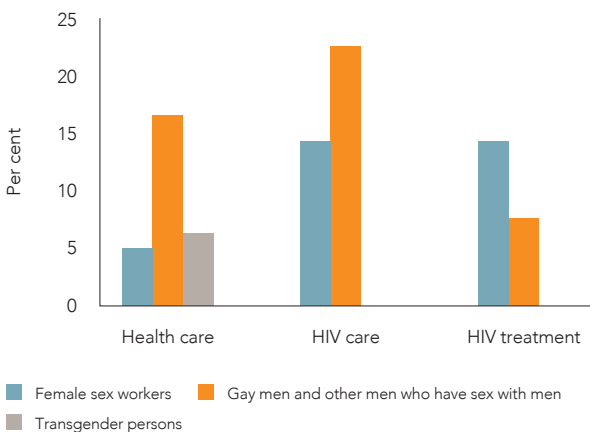
Source: Population-based surveys, 2012–2016.

Percentage of people living with HIV who experienced discrimination in health-care settings, countries with available data, Latin America, 2013–2016



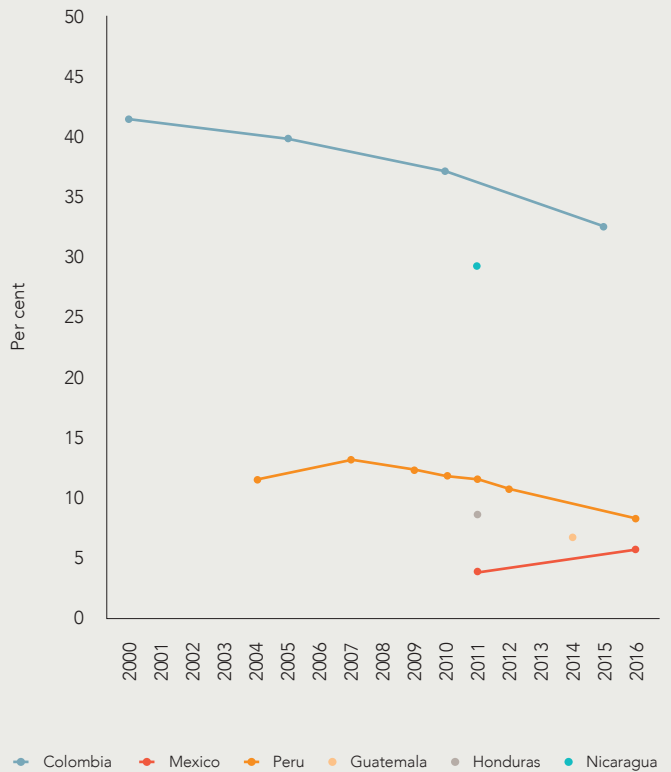
Source: People Living with HIV Stigma Index surveys, 2013–2016.

Percentage of key populations who reported having avoided health-care services, HIV care and HIV treatment in the past 12 months due to stigma and discrimination, Paraguay, 2017



Source: Integrated biological and behavioural surveys, 2016–2017.

Percentage of ever-married or partnered women aged 15–49 years who experienced physical and/or sexual violence by an intimate partner in the past 12 months, countries with available data, Latin America, 2000–2016



Source: Population-based surveys, 2000–2016.

Basic misunderstandings about HIV persist. In several Latin American countries, for example, at least one third of men and women (aged 15–49 years) said they would not buy vegetables from a shopkeeper who is living with HIV (1). Widely varying levels of discrimination at health-care facilities are reported by people living with HIV in the region (2). In Paraguay, 17% of people living with HIV said they had been denied health services because of their HIV status within the last 12 months, and 20% said that health-care professionals had revealed their HIV status to others without consent. In Nicaragua, these transgressions were much less frequent at 4% and 8%, respectively.

Intimate partner violence is a major issue in several countries in the region. In Colombia and Nicaragua, more than one in three women reported being physically or sexually assaulted by a partner in the previous 12 months, compared with about one in 10 women in Guatemala, Mexico and Peru (3). Violence is also a common threat faced by LGBTI people in the region (4).

COMBINATION HIV PREVENTION

Availability of PrEP, Latin America, 2017



HIV prevalence among transgender people and gay men and other men who have sex with men is extremely high in several countries. HIV prevention efforts should be focused on key populations. Regional prevention targets have been endorsed by all countries in the region and by prominent civil society organizations. However, financial investment in the five pillars of primary prevention remains insufficient and PrEP is underutilized.

Brazil is at the vanguard of the rejuvenation of HIV prevention in Latin America. With 35% of the total population of the region and 47% of new infections in 2017, Brazil is the only country in the region where PrEP is available through the public sector. The country's Ministry of Health aims to provide PrEP to more than 50 000 sex workers, gay men and other men who have sex with men, and transgender people over the next five years. In Chile, Costa Rica, Guatemala, Mexico and Uruguay, PrEP can be obtained through private health-care providers, the Internet or research projects.

- Through private providers, the Internet and/or research
- Through public facilities
- PrEP not available
- Data not available

*Female respondents only.

Source: 2017 and 2018 National Commitments and Policy Instrument.

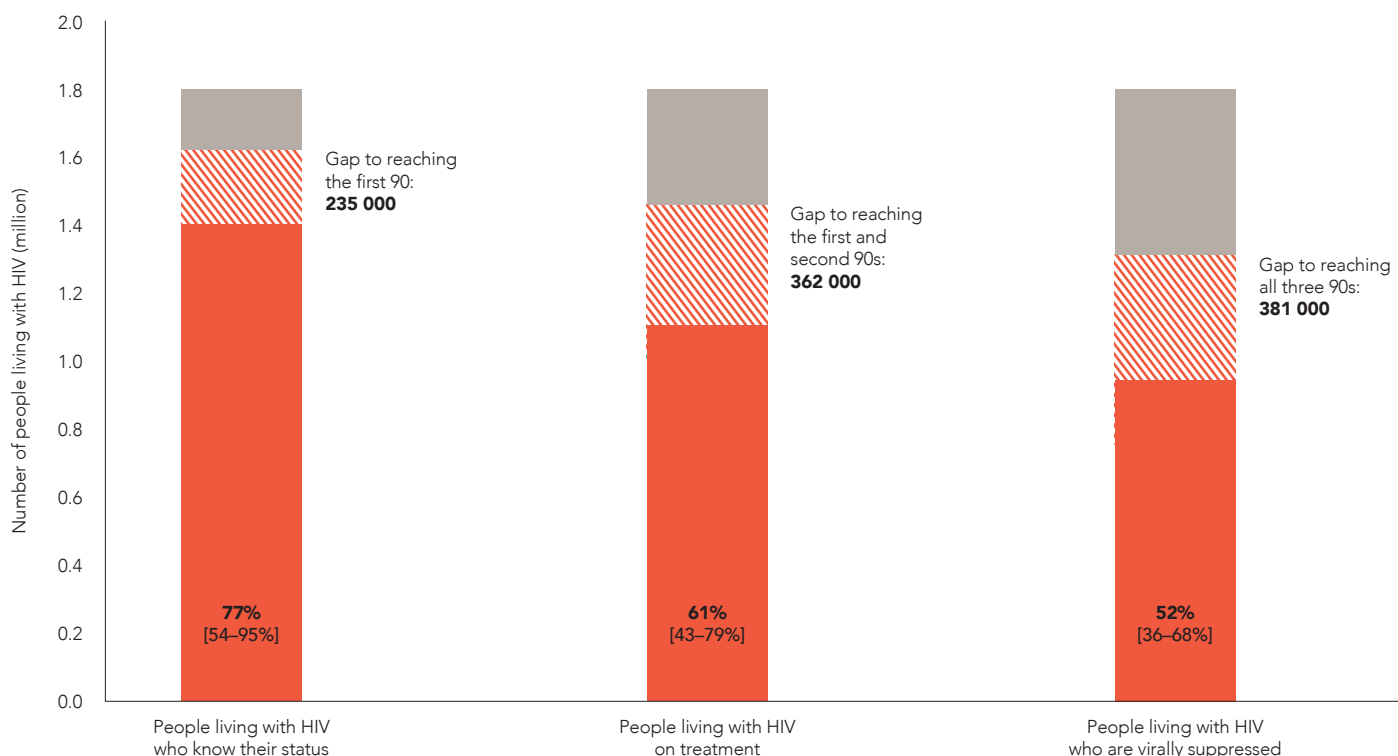
HIV prevalence among key populations, countries with available data, Latin America, 2015–2017



Source: 2018 Global AIDS Monitoring.

HIV TESTING AND TREATMENT

HIV testing and treatment cascade, Latin America, 2017



Source: UNAIDS special analysis, 2018; see annex on methods for more details

Among the 1.8 million [1.5–2.3 million] people living with HIV in Latin America at the end of 2017, 77% [54–95%] were aware of their HIV status, the same as in 2016. The gap to achieving the first 90 of the 90–90–90 targets in 2017 was 235 000 people living with HIV.

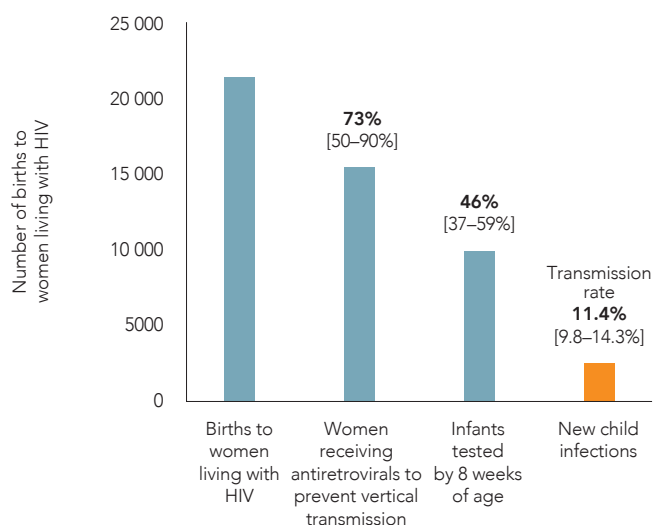
About 1.1 million [992 000–1 200 000] people in the region were accessing antiretroviral therapy in 2017, which represents 61% [43–79%] of all people living with HIV. The gap to achieving the first and second 90s of the 90–90–90 targets in 2017 was 362 000 people living with HIV.

The estimated percentage of people living with HIV who achieved viral suppression increased from 45% [31–59%] in 2016 to 52% [36–68%] in 2017. The gap to achieving all three 90s in 2017 was the viral suppression of an additional 381 000 people living with HIV.

The costs of antiretroviral medicines and other HIV commodities in the region remain an issue. Since most countries in South America are classified as middle-income, they have limited access to the price reductions available to low-income countries. In the Bolivarian Republic of Venezuela, the economic crisis is making it difficult to procure and distribute medical commodities, including for HIV testing and treatment. Shortages of antiretroviral medicines, supplies to treat opportunistic infections and condoms are common.

ELIMINATION OF MOTHER-TO-CHILD TRANSMISSION

Cascade of services for preventing vertical transmission and transmission rate, Latin America, 2017

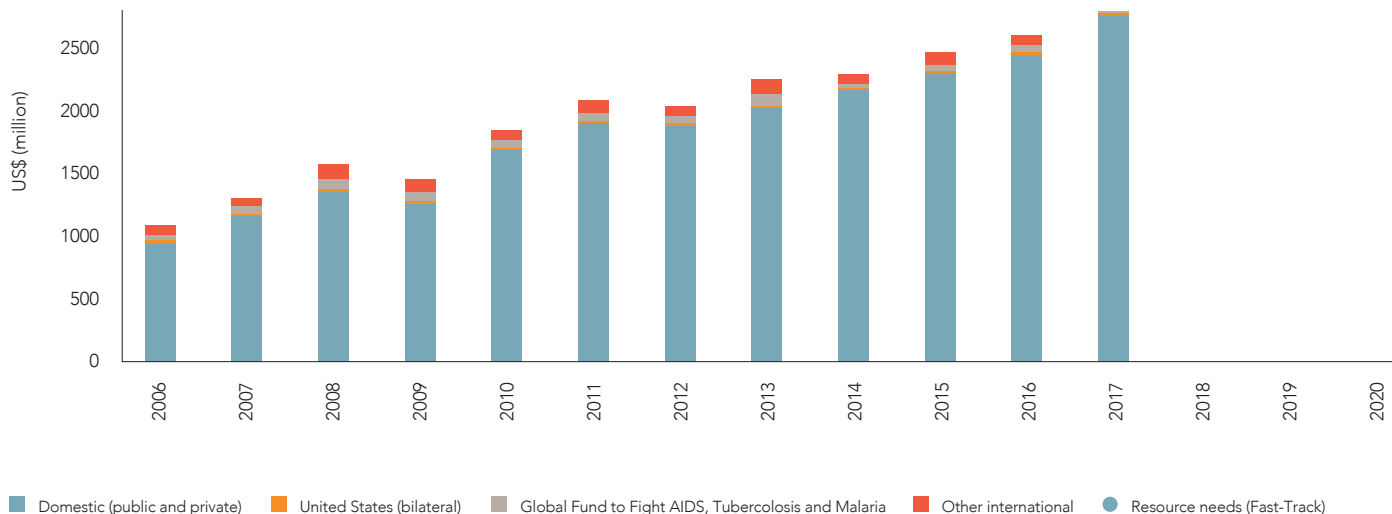


Source: UNAIDS 2018 estimates; 2018 Global AIDS Monitoring.

The rate of mother-to-child transmission of HIV in Latin America was 11.4% [9.8–14.3%] in 2017, one of the lowest in the world (and down from 16.2% [13.9–20.4%] in 2010). This largely reflects the strength of programmes in Brazil and Mexico—two countries that are home to 62% of people living with HIV in the region. Almost 75% [58–90%] of pregnant women living with HIV in 2017 received antiretroviral prophylaxis to prevent vertical transmission of HIV and protect their own health. In addition, almost half (46%; [37–59%]) of infants exposed to HIV received early infant diagnosis, a crucial intervention for early initiation of treatment.

INVESTMENT

HIV resource availability by source, 2000–2017, and projected resource needs by 2020, Latin America



*Estimates for low- and middle-income countries per 2015 World Bank income level classification. All figures are expressed in constant 2016 US dollars.

Source: UNAIDS 2018 resource availability and needs estimates.

More than 95% of the HIV response in Latin America is funded from domestic resources, and total funding available for the HIV response in the region has nearly doubled over the last decade. Domestic resources increased by 189% since 2006, and international resources decreased by 11.6%. An additional US\$ 293 million, a 9.3% increase, will be needed to reach the region's 2020 funding target. However, HIV programme and impact data suggest that additional efficiency and effectiveness measures will be needed to ensure that these resources are sufficient to reach the region's 2020 milestone for the reduction of HIV infections.

References

1. Population-based surveys, 2012–2016.
2. People Living with HIV Stigma Index surveys, 2013–2016.
3. Population-based surveys, 2000–2016.
4. Violence against LGBTI persons. Inter-American Commission on Human Rights; 2015 (<http://www.oas.org/en/iachr/reports/pdfs/violenceigbtipers.pdf>).

Additional sources for the laws and policies scorecard

- a. Sexual Rights Initiative database [database]. Sexual Rights Initiative; c2016 (<http://sexualrightsdatabase.org/map/21/Adult%20sex%20work>).
- b. State-sponsored homophobia. A world survey of sexual orientation laws: criminalisation, protection and recognition. ILGA; 2017 (https://ilga.org/downloads/2017/ILGA_State_Sponsored_Homophobia_2017_WEB.pdf).
- c. Bernard EJ, Cameron S. Advancing HIV justice 2. Building momentum in global advocacy against HIV criminalisation. Brighton and Amsterdam: HIV Justice Network, GNP+; 2016 (<https://www.scribd.com/doc/312008825/Advancing-HIV-Justice-2-Building-momentum-in-global-advocacy-against-HIV-criminalisation>).
- d. Republic of Guatemala. Código Penal (Decreto No. 17–72). Article 307 (http://www.un.org/depts/los/LEGISLATIONANDTREATIES/PDFFILES/GTM_codigo_penal.pdf).
- e. Eastern Republic of Uruguay. Decreto Ley N°14294. Article 31 (http://www.infodrogas.gub.uy/html/marco_legal/documentos/02-DecretoLey14294.pdf).
- f. Código organico integral penal, 2014. Quito: Ministerio de Justicia, Derechos Humanos y Cultos; 2014 (https://www.justicia.gob.ec/wp-content/uploads/2014/05/c%C3%B3digo_org%C3%A1nico_integral_penal_-_coip_ed._sdn-mjdhc.pdf).
- g. Decreto Legislativo N°635 Código Penal. Décimo segundo edición oficial. Article 153. Lima: Ministerio de Justicia y Derechos Humanos; 2016 (http://spij.minjus.gob.pe/content/publicaciones_oficiales/img/CODIGOPENAL.pdf).
- h. Decreto Legislativo N°635 Código Penal. Décimo segundo edición oficial. Article 299. Lima: Ministerio de Justicia y Derechos Humanos; 2016 (http://spij.minjus.gob.pe/content/publicaciones_oficiales/img/CODIGOPENAL.pdf).
- i. Republic of Peru. Código Penal del Perú. Principios Generales. Article 289. (https://www.unifr.ch/ddp1/derechopenal/legislacion/l_20080616_75.pdf).
- j. Republic of Chile. Establece Normas Relativas al Virus de Inmuno Deficiencia Humana y Crea Bonificación Fiscal para Enfermedades Catastróficas: Ley N° 19.779. Article 5 (<https://www.leychile.cl/Navegar?idNorma=192511>).
- k. Proteger e cuidar da saúde de adolescentes na Atenção Básica. Brasília: Ministério da Saúde; 2017 (http://bvsmis.saude.gov.br/bvs/publicacoes/proteger_cuidar_adolescentes_atencao_basica.pdf).
- l. Republic of Chile. Modifica el Código Penal, El Código de Procedimiento Penal y Otros Cuerpos Legales en Materias Relativas al Delito de Violación: Ley N° 19.617. Article 365. (<https://www.leychile.cl/Navegar?idNorma=138814&idParte=8346393&idVersion=1999-07-12>).
- m. Republic of Colombia. Communication N° 17 of 28 April of 2016 of the Colombian Constitutional Court (<http://www.corteconstitucional.gov.co/comunicados/No.%2017%20comunicado%2028%20de%20abril%20de%202016.pdf>).
- n. Republic of Colombia. Penal Code. Article 376 (<http://www.alcaldiabogota.gov.co/sisjur/normas/Norma1.jsp?i=6388>).
- o. Republic of Honduras. Ley Sobre uso Indevido y Tráfico Ilícito de Drogas y Sustancias Psicotrópicas (Decreto Número 126–89). Article 11 (<http://www.poderjudicial.gob.hn/CEDIJ/Leyes/Documents/LeyUsolndevidoTráficoIlícitoDeDrogasYSustanciasPsicotrópicas.pdf>).
- p. United Mexican States. 479 Ley General de Salud 2013. Articles 477–9 (http://www.conadic.salud.gob.mx/pdfs/Ley_general_de_salud.pdf).
- q. Republic of Nicaragua. Penal Code amended by Law No. 641, 2007. Article 178 (https://www.poderjudicial.gob.ni/pjupload/noticia_reciente/CP_641.pdf).
- r. Republic of Nicaragua. Ley de Reforma y Adiciones a la Ley N° 177: Ley de Estupefacientes, Sicotrópicas y Sustancias Controladas, 1999. Article 67 (https://www.poderjudicial.gob.ni/pjupload/comjib/LEY_177.pdf).
- s. Republic of Panama. Código Penal de la República de Panamá, modified by Law 14 of 2000. Article 320 (https://www.oas.org/juridico/mla/sp/pan/sp_pan-int-text-cp.pdf).

EPIDEMIC ESTIMATES

	2005	2010	2017
New HIV infections			
New HIV infections (all ages)	5600 [4900–6200]	6000 [5200–6700]	6500 [5600–7200]
New HIV infections (0–14)	<200 [<200– <200]	<100 [<100– <100]	<100 [<100– <100]
New HIV infections (women, 15+)	1600 [1400–1800]	1700 [1500–1900]	1900 [1700–2100]
New HIV infections (men, 15+)	3900 [3200–4400]	4200 [3400–4700]	4500 [3700–5100]
HIV incidence per 1000 population	0.15 [0.13–0.16]	0.15 [0.13–0.16]	0.15 [0.13–0.17]
AIDS-related deaths			
AIDS-related deaths (all ages)	1900 [1400–2400]	1900 [1400–2300]	2000 [1400–2600]
AIDS-related deaths (0–14)	<100 [<100– <100]	<100 [<100– <100]	<100 [<100– <100]
AIDS-related deaths (women, 15+)	<500 [<500–660]	<500 [<500–560]	<500 [<500–630]
AIDS-related deaths (men, 15+)	1300 [950–1700]	1400 [1000–1800]	1500 [1000–2000]
People living with HIV			
People living with HIV (all ages)	76 000 [67 000–85 000]	94 000 [85 000–100 000]	120 000 [110 000–130 000]
People living with HIV (0–14)	1200 [1000–1500]	1100 [950–1400]	850 [770–960]
People living with HIV (women, 15+)	23 000 [21 000–26 000]	29 000 [27 000–33 000]	39 000 [35 000–42 000]
People living with HIV (men, 15+)	52 000 [44 000–58 000]	64 000 [56 000–72 000]	82 000 [73 000–92 000]

LAWS AND POLICIES

Laws criminalizing the transmission of, non-disclosure of or exposure to HIV transmission	No
Criminalization of sex work among consenting adults	Other punitive regulation of sex work
Criminalization of same-sex sexual acts	Laws penalizing same-sex sexual acts have been decriminalized or never existed
Drug use or possession for personal use is an offence	Possession of drugs for personal use is specified as a criminal offence
Criminalization of transgender people	Neither criminalized nor prosecuted
Laws or policies restricting the entry, stay and residence of people living with HIV	No
Parental consent for adolescents to access HIV testing	No
Spousal consent for married women to access sexual and reproductive health services	No
Mandatory HIV testing for marriage, work or residence permits or for certain groups	Yes

STIGMA AND DISCRIMINATION

Percentage of women and men aged 15–49 years who report discriminatory attitudes towards people living with HIV

Percentage of people living with HIV denied health services because of their HIV status in the last 12 months

Percentage of people living with HIV who reported a health-care professional told others about their HIV status without their consent

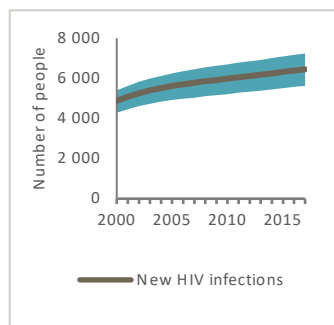
VIOLENCE

Proportion of ever-married or partnered women aged 15–49 years who experienced physical or sexual violence from a male intimate partner in the past 12 months

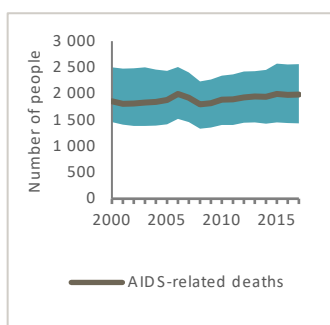
EXPENDITURES

	Financing sources					Total
	Domestic private	Domestic public	International: PEPFAR	International: Global Fund	International: all others	
Last available report: 2012	...	US\$ 178 870 021	US\$ 179 007 273

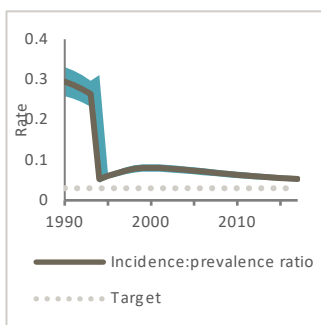
EPIDEMIC TRANSITION METRICS



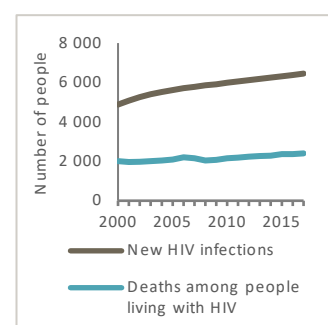
Change in new HIV infections since 2010 = 8%



Change in AIDS-related deaths since 2010 = 5%



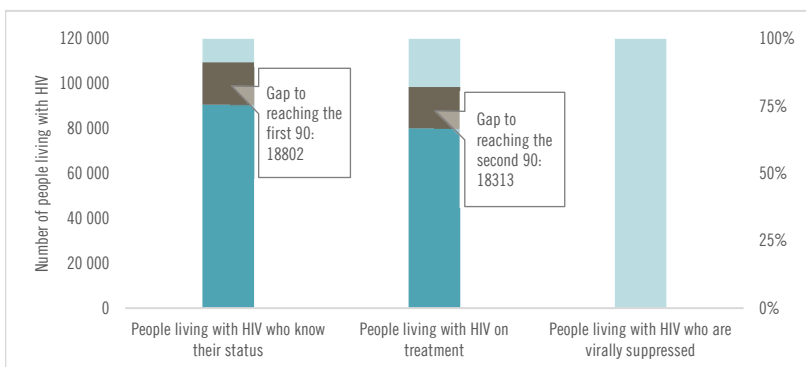
Incidence:prevalence ratio = 0.05



KEY POPULATIONS

	Sex workers	Gay men and other men who have sex with men	People who inject drugs	Transgender people	Prisoners
Estimated size of population	74 896	205 596
HIV prevalence	...	11.4%	2.7%
Know their HIV status
Antiretroviral therapy coverage	87.4%
Condom use
Coverage of HIV prevention programmes
Avoidance of health care because of stigma and discrimination

HIV TESTING AND TREATMENT CASCADE



All ages	75% [67–83%]	66% [60–73%]	...% [...–...%]
Children (0–14)	...% [...–...%]	>95% [>95–>95%]	...% [...–...%]
Women (15+)	...% [...–...%]	75% [68–82%]	...% [...–...%]
Men (15+)	...% [...–...%]	61% [54–68%]	...% [...–...%]

Is antiretroviral therapy provided in community settings (such as outside health facilities) for people who are stable on antiretroviral therapy? No

ELIMINATION OF MOTHER-TO-CHILD TRANSMISSION

	2010	2017
Percentage of pregnant women living with HIV accessing antiretroviral medicines	90% [79–>95%]	90% [78–>95%]
Early infant diagnosis	...% [...–...%]	66% [60–77%]

HIV COMORBIDITIES

Estimated number of incident tuberculosis cases among people living with HIV (2016)	590 [380–850]
Proportion of people living with HIV newly enrolled in HIV care with active tuberculosis (2016)	...
Women who tested positive for HIV among those screened for cervical cancer (programme data) (2016)	43.6%
Proportion of people coinfecting with HIV and hepatitis B virus receiving combined treatment	...
Proportion of people coinfecting with HIV and hepatitis C virus starting hepatitis C treatment	...

HIV PREVENTION

Knowledge of HIV prevention among young people aged 15–24 years	
— Women	...
— Men	...
Condom use at last higher-risk sex (with a non-marital, non-cohabiting partner)	
— Women	...
— Men	...
Women aged 15–49 years who have their demand for family planning satisfied by modern methods	...
Men aged 15–49 years who are circumcised	Not applicable
Male circumcisions performed according to national standards	Not applicable
People who received PrEP at least once during the reporting period (2017)	...

Harm reduction	
— Use of sterile injecting equipment at last injection	...
— Needles and syringes distributed per person who injects	...
— Coverage of opioid substitution therapy	...
— Naloxone available (2016)	No
— Safe injection rooms available (2016)	No

EPIDEMIC ESTIMATES

	2005	2010	2017
New HIV infections			
New HIV infections (all ages)	1700 [1200–2400]	1500 [870–2300]	1500 [760–2800]
New HIV infections (0–14)	<100 [<100– <200]	<100 [<100– <100]	<100 [<100– <100]
New HIV infections (women, 15+)	<500 [<500–700]	<500 [<500–640]	<500 [<500–760]
New HIV infections (men, 15+)	1200 [790–1600]	1000 [590–1500]	1000 [530–2000]
HIV incidence per 1000 population	0.19 [0.14–0.27]	0.15 [0.09–0.23]	0.14 [0.07–0.26]
AIDS-related deaths			
AIDS-related deaths (all ages)	570 [<500–800]	800 [570–1100]	730 [<500–1200]
AIDS-related deaths (0–14)	<100 [<100– <100]	<100 [<100– <100]	<100 [<100– <100]
AIDS-related deaths (women, 15+)	<200 [<100– <200]	<500 [<200– <500]	<200 [<100– <500]
AIDS-related deaths (men, 15+)	<500 [<500–540]	540 [<500–770]	520 [<500–870]
People living with HIV			
People living with HIV (all ages)	14 000 [11 000–18 000]	17 000 [13 000–23 000]	21 000 [13 000–31 000]
People living with HIV (0–14)	<500 [<500– <500]	<500 [<500–520]	<500 [<500– <500]
People living with HIV (women, 15+)	3900 [3100–5100]	5100 [3600–6800]	6300 [4200–9400]
People living with HIV (men, 15+)	9400 [7200–12 000]	12 000 [8400–16 000]	14 000 [8900–21 000]

LAWS AND POLICIES

Laws criminalizing the transmission of, non-disclosure of or exposure to HIV transmission	Yes
Criminalization of sex work among consenting adults	Partial criminalization of sex work
Criminalization of same-sex sexual acts	No specific legislation
Drug use or possession for personal use is an offence	Drug use or consumption is a specific offence in law
Criminalization of transgender people	Neither criminalized nor prosecuted
Laws or policies restricting the entry, stay and residence of people living with HIV	No
Parental consent for adolescents to access HIV testing	Yes, for adolescents younger than 18 years
Spousal consent for married women to access sexual and reproductive health services	...
Mandatory HIV testing for marriage, work or residence permits or for certain groups	Yes

STIGMA AND DISCRIMINATION

Percentage of women and men aged 15–49 years who report discriminatory attitudes towards people living with HIV

Percentage of people living with HIV denied health services because of their HIV status in the last 12 months

Percentage of people living with HIV who reported a health-care professional told others about their HIV status without their consent

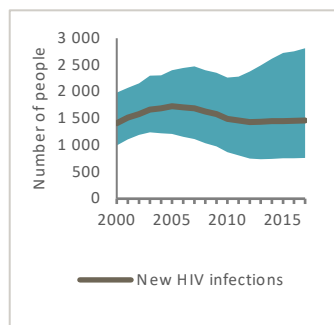
VIOLENCE

Proportion of ever-married or partnered women aged 15–49 years who experienced physical or sexual violence from a male intimate partner in the past 12 months

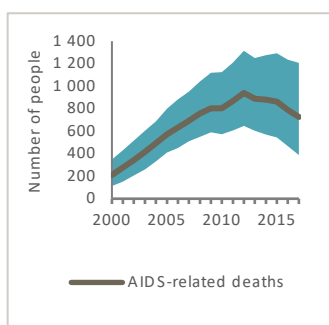
EXPENDITURES

	Financing sources					Total
	Domestic private	Domestic public	International: PEPFAR	International: Global Fund	International: all others	
Last available report: 2012	US\$ 2 112 301	US\$ 4 786 726	...	US\$ 3 549 926	US\$ 97 951	US\$ 11 768 762

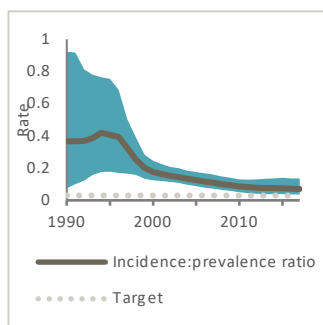
EPIDEMIC TRANSITION METRICS



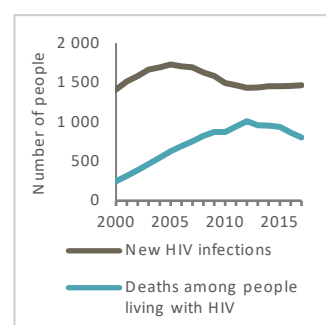
Change in new HIV infections since 2010 = **-2%**



Change in AIDS-related deaths since 2010 = **-10%**



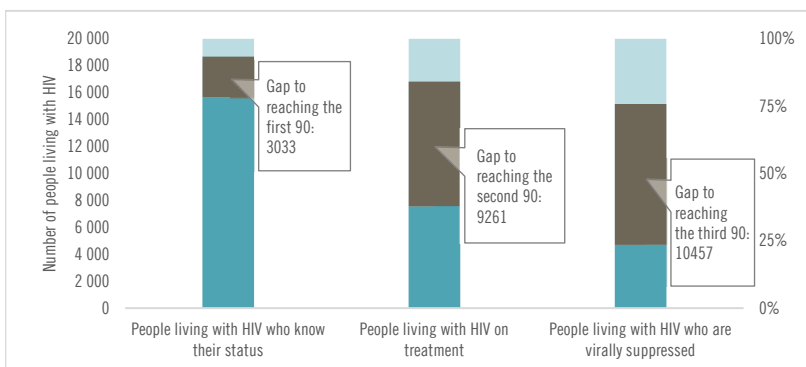
Incidence:prevalence ratio = **0.07**



KEY POPULATIONS

	Sex workers	Gay men and other men who have sex with men	People who inject drugs	Transgender people	Prisoners
Estimated size of population	13 130	29 490	...	833	...
HIV prevalence	4.3%	25.4%
Know their HIV status
Antiretroviral therapy coverage
Condom use	95.7%	57.8%
Coverage of HIV prevention programmes
Avoidance of health care because of stigma and discrimination

HIV TESTING AND TREATMENT CASCADE



All ages	75% [49- >95%]	36% [24-55%]	23% [15-34%]
Children (0-14)	>95% [74- >95%]	62% [42-88%]	56% [38-79%]
Women (15+)	83% [56- >95%]	41% [28-61%]	25% [17-37%]
Men (15+)	71% [45- >95%]	34% [21-51%]	21% [13-32%]

Is antiretroviral therapy provided in community settings (such as outside health facilities) for people who are stable on antiretroviral therapy? **No**

ELIMINATION OF MOTHER-TO-CHILD TRANSMISSION

	2010	2017
Percentage of pregnant women living with HIV accessing antiretroviral medicines	41% [28-55%]	90% [63- >95%]
Early infant diagnosis	46% [34-67%]	40% [28-57%]

HIV COMORBIDITIES

Estimated number of incident tuberculosis cases among people living with HIV (2016)	500 [320-710]
Proportion of people living with HIV newly enrolled in HIV care with active tuberculosis (2016)	...
Cervical cancer screening of women living with HIV	...
Proportion of people coinfectd with HIV and hepatitis B virus receiving combined treatment	...
Proportion of people coinfectd with HIV and hepatitis C virus starting hepatitis C treatment	...

HIV PREVENTION

Knowledge of HIV prevention among young people aged 15-24 years	...
— Women	...
— Men	...
Condom use at last higher-risk sex (with a non-marital, non-cohabiting partner)	...
— Women	...
— Men	...
Women aged 15-49 years who have their demand for family planning satisfied by modern methods	...
Men aged 15-49 years who are circumcised	Not applicable
Male circumcisions performed according to national standards	Not applicable
People who received PrEP at least once during the reporting period (2017)	...

Harm reduction	
— Use of sterile injecting equipment at last injection	...
— Needles and syringes distributed per person who injects	...
— Coverage of opioid substitution therapy	...
— Naloxone available (2016)	No
— Safe injection rooms available (2016)	No

EPIDEMIC ESTIMATES

	2005	2010	2017
New HIV infections			
New HIV infections (all ages)	45 000 [33 000–58 000]	47 000 [34 000–60 000]	48 000 [35 000–63 000]
New HIV infections (0–14)	2200 [1600–3000]	1300 [<500–2300]	720 [520–1500]
New HIV infections (women, 15+)	16 000 [11 000–20 000]	14 000 [10 000–19 000]	15 000 [10 000–19 000]
New HIV infections (men, 15+)	28 000 [19 000–36 000]	31 000 [22 000–42 000]	33 000 [23 000–45 000]
HIV incidence per 1000 population	0.25 [0.18–0.32]	0.24 [0.17–0.31]	0.24 [0.17–0.31]
AIDS-related deaths			
AIDS-related deaths (all ages)	14 000 [9900–18 000]	14 000 [9900–19 000]	14 000 [9400–18 000]
AIDS-related deaths (0–14)	1400 [1000–1900]	660 [<500–1600]	680 [<500–1300]
AIDS-related deaths (women, 15+)	4700 [3100–6400]	5000 [3300–6800]	4600 [3200–6100]
AIDS-related deaths (men, 15+)	7700 [5600–10 000]	8500 [5900–11 000]	8400 [5800–11 000]
People living with HIV			
People living with HIV (all ages)	490 000 [360 000–630 000]	640 000 [480 000–830 000]	860 000 [630 000–1 100 000]
People living with HIV (0–14)	12 000 [8600–15 000]	13 000 [9200–17 000]	13 000 [7100–17 000]
People living with HIV (women, 15+)	190 000 [130 000–240 000]	230 000 [170 000–310 000]	300 000 [220 000–400 000]
People living with HIV (men, 15+)	290 000 [220 000–380 000]	400 000 [290 000–520 000]	550 000 [390 000–730 000]

LAWS AND POLICIES

Laws criminalizing the transmission of, non-disclosure of or exposure to HIV transmission	No
Criminalization of sex work among consenting adults	Other punitive regulation of sex work
Criminalization of same-sex sexual acts	No specific legislation
Drug use or possession for personal use is an offence	Drug use or consumption is a specific offence in law
Criminalization of transgender people	Neither criminalized nor prosecuted
Laws or policies restricting the entry, stay and residence of people living with HIV	No
Parental consent for adolescents to access HIV testing	No
Spousal consent for married women to access sexual and reproductive health services	No
Mandatory HIV testing for marriage, work or residence permits or for certain groups	No

STIGMA AND DISCRIMINATION

Percentage of women and men aged 15–49 years who report discriminatory attitudes towards people living with HIV

Percentage of people living with HIV denied health services because of their HIV status in the last 12 months

Percentage of people living with HIV who reported a health-care professional told others about their HIV status without their consent

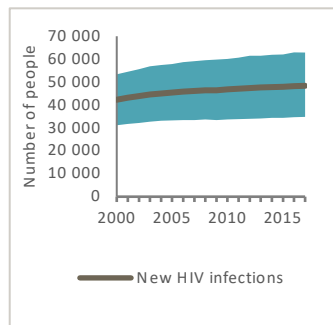
VIOLENCE

Proportion of ever-married or partnered women aged 15–49 years who experienced physical or sexual violence from a male intimate partner in the past 12 months

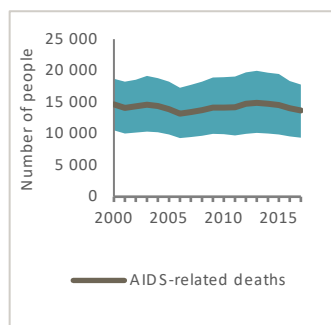
EXPENDITURES

	Financing sources					Total
	Domestic private	Domestic public	International: PEPFAR	International: Global Fund	International: all others	
Last available report: 2017	...	US\$ 771 909 014	US\$ 771 909 014

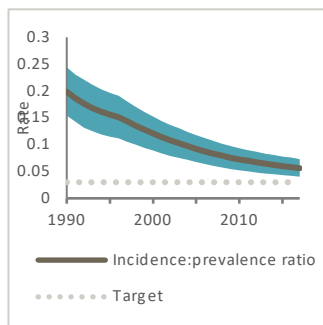
EPIDEMIC TRANSITION METRICS



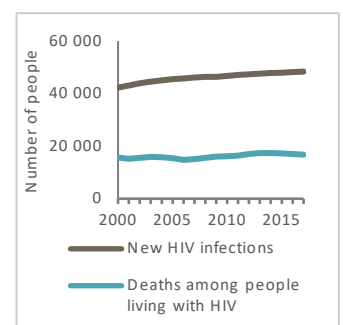
Change in new HIV infections since 2010 = 3%



Change in AIDS-related deaths since 2010 = -3%



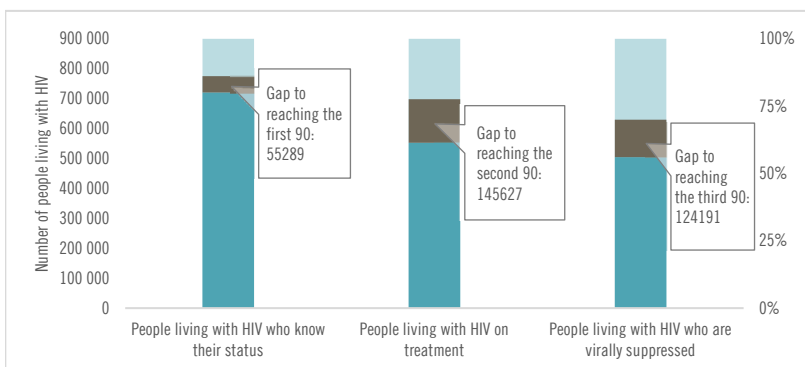
Incidence:prevalence ratio = 0.06



KEY POPULATIONS

	Sex workers	Gay men and other men who have sex with men	People who inject drugs	Transgender people	Prisoners
Estimated size of population	227 253	...	607 731
HIV prevalence	5.3%
Know their HIV status	52.3%	72.6%	...	76.9%	...
Antiretroviral therapy coverage
Condom use	...	64.3%	40.8%
Coverage of HIV prevention programmes	22.4%	29.8%	...	22.4%	...
Avoidance of health care because of stigma and discrimination	12.1%	62.7%

HIV TESTING AND TREATMENT CASCADE



	84% [61–>95%]	64% [47–82%]	59% [43–75%]
All ages	...	45%	35%
Children (0–14)	...	65%	...
Women (15+)	...	64%	...
Men (15+)

Is antiretroviral therapy provided in community settings (such as outside health facilities) for people who are stable on antiretroviral therapy? No

ELIMINATION OF MOTHER-TO-CHILD TRANSMISSION

	2010	2017
Percentage of pregnant women living with HIV accessing antiretroviral medicines	58% [42–77%]	85% [61–>95%]
Early infant diagnosis	25% [19–35%]	45% [35–63%]

HIV COMORBIDITIES

Estimated number of incident tuberculosis cases among people living with HIV (2016)	11 000 [9100–13 000]
Proportion of people living with HIV newly enrolled in HIV care with active tuberculosis (2016)	...
Cervical cancer screening of women living with HIV	...
Proportion of people coinfectd with HIV and hepatitis B virus receiving combined treatment	...
Proportion of people coinfectd with HIV and hepatitis C virus starting hepatitis C treatment	...

HIV PREVENTION

Knowledge of HIV prevention among young people aged 15–24 years	...
— Women	...
— Men	...
Condom use at last higher-risk sex (with a non-marital, non-cohabiting partner)	...
— Women	...
— Men	...
Women aged 15–49 years who have their demand for family planning satisfied by modern methods	...
Men aged 15–49 years who are circumcised	Not applicable
Male circumcisions performed according to national standards	Not applicable
People who received PrEP at least once during the reporting period (2017)	...

Harm reduction	
— Use of sterile injecting equipment at last injection (2016)	54.3%
— Needles and syringes distributed per person who injects	...
— Coverage of opioid substitution therapy	...
— Naloxone available (2016)	No
— Safe injection rooms available (2016)	No

EPIDEMIC ESTIMATES

	2005	2010	2017
New HIV infections			
New HIV infections (all ages)	2200 [1900–2500]	3200 [2700–3600]	6000 [4800–7100]
New HIV infections (0–14)	<100 [<100– <100]	<100 [<100– <100]	<100 [<100– <100]
New HIV infections (women, 15+)	640 [550–740]	930 [820–1100]	1700 [1400–2100]
New HIV infections (men, 15+)	1500 [1300–1800]	2300 [1800–2700]	4200 [3200–5200]
HIV incidence per 1000 population	0.14 [0.12–0.16]	0.19 [0.16–0.22]	0.33 [0.27–0.39]
AIDS-related deaths			
AIDS-related deaths (all ages)	... [...–...]	... [...–...]	... [...–...]
AIDS-related deaths (0–14)	... [...–...]	... [...–...]	... [...–...]
AIDS-related deaths (women, 15+)	... [...–...]	... [...–...]	... [...–...]
AIDS-related deaths (men, 15+)	... [...–...]	... [...–...]	... [...–...]
People living with HIV			
People living with HIV (all ages)	28 000 [24 000–31 000]	39 000 [34 000–44 000]	67 000 [58 000–76 000]
People living with HIV (0–14)	<200 [<200– <500]	<500 [<200– <500]	<500 [<200– <500]
People living with HIV (women, 15+)	7500 [6800–8500]	11 000 [9500–12 000]	17 000 [15 000–19 000]
People living with HIV (men, 15+)	20 000 [17 000–23 000]	28 000 [24 000–32 000]	49 000 [42 000–57 000]

LAWS AND POLICIES

Laws criminalizing the transmission of, non-disclosure of or exposure to HIV transmission	No
Criminalization of sex work among consenting adults	Sex work is not subject to punitive regulations or is not criminalized
Criminalization of same-sex sexual acts	Yes, imprisonment (up to 14 years)
Drug use or possession for personal use is an offence	Possession of drugs for personal use is specified as a non-criminal offence
Criminalization of transgender people	Neither criminalized nor prosecuted
Laws or policies restricting the entry, stay and residence of people living with HIV	No
Parental consent for adolescents to access HIV testing	Yes, for adolescents younger than 14 years
Spousal consent for married women to access sexual and reproductive health services	No
Mandatory HIV testing for marriage, work or residence permits or for certain groups	Yes

STIGMA AND DISCRIMINATION

Percentage of women and men aged 15–49 years who report discriminatory attitudes towards people living with HIV

Percentage of people living with HIV denied health services because of their HIV status in the last 12 months

Percentage of people living with HIV who reported a health-care professional told others about their HIV status without their consent

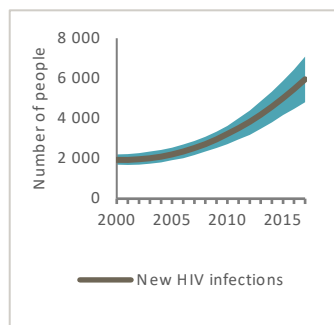
VIOLENCE

Proportion of ever-married or partnered women aged 15–49 years who experienced physical or sexual violence from a male intimate partner in the past 12 months

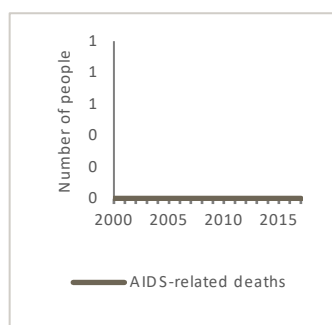
EXPENDITURES

	Financing sources					Total
	Domestic private	Domestic public	International: PEPFAR	International: Global Fund	International: all others	
Last available report: 2016	US\$ 65 865 282	US\$ 118 838 480	...	US\$ 43 383	...	US\$ 184 816 554

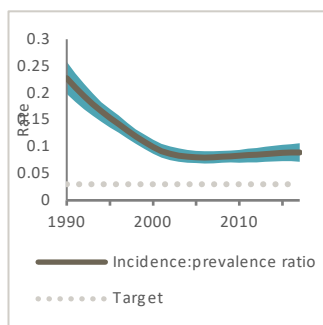
EPIDEMIC TRANSITION METRICS



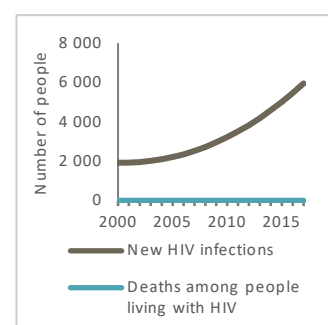
Change in new HIV infections since 2010 = 85%



Change in AIDS-related deaths since 2010 =



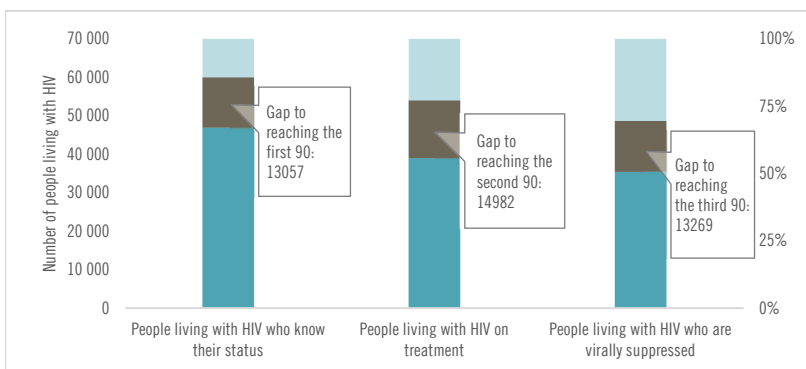
Incidence:prevalence ratio = 0.09



KEY POPULATIONS

	Sex workers	Gay men and other men who have sex with men	People who inject drugs	Transgender people	Prisoners
Estimated size of population	42 874
HIV prevalence	1.1%	13.9%	0.4%
Know their HIV status	...	78%
Antiretroviral therapy coverage	82.5%	89%	...	84.7%	85.8%
Condom use	92.7%	55.8%
Coverage of HIV prevention programmes
Avoidance of health care because of stigma and discrimination

HIV TESTING AND TREATMENT CASCADE



	70% [61–81%]	59% [51–67%]	53% [46–61%]
All ages	>95%	65%	59%
Children (0–14)	>95%	65%	59%
Women (15+)	40% [35–45%]	32% [28–36%]	28% [25–31%]
Men (15+)	81% [69–93%]	68% [58–78%]	62% [53–72%]

Is antiretroviral therapy provided in community settings (such as outside health facilities) for people who are stable on antiretroviral therapy? No

ELIMINATION OF MOTHER-TO-CHILD TRANSMISSION

	2010	2017
Percentage of pregnant women living with HIV accessing antiretroviral medicines	57% [50–64%]	>95% [86–>95%]
Early infant diagnosis	...% [...–...%]	85% [76–>95%]

HIV COMORBIDITIES

Estimated number of incident tuberculosis cases among people living with HIV (2016)	470 [280–700]
Proportion of people living with HIV newly enrolled in HIV care with active tuberculosis (2016)	...
Cervical cancer screening of women living with HIV	...
Proportion of people coinfectd with HIV and hepatitis B virus receiving combined treatment	...
Proportion of people coinfectd with HIV and hepatitis C virus starting hepatitis C treatment	...

HIV PREVENTION

Knowledge of HIV prevention among young people aged 15–24 years	...
— Women	...
— Men	...
Condom use at last higher-risk sex (with a non-marital, non-cohabiting partner) (2016)	...
— Women	26.1%
— Men	49.2%
Women aged 15–49 years who have their demand for family planning satisfied by modern methods	...
Men aged 15–49 years who are circumcised	Not applicable
Male circumcisions performed according to national standards	Not applicable
People who received PrEP at least once during the reporting period (2017)	...

Harm reduction	
— Use of sterile injecting equipment at last injection	...
— Needles and syringes distributed per person who injects	...
— Coverage of opioid substitution therapy	...
— Naloxone available (2016)	No
— Safe injection rooms available (2016)	No

EPIDEMIC ESTIMATES

	2005	2010	2017
New HIV infections			
New HIV infections (all ages)	... [...-...]	... [...-...]	... [...-...]
New HIV infections (0–14)	... [...-...]	... [...-...]	... [...-...]
New HIV infections (women, 15+)	... [...-...]	... [...-...]	... [...-...]
New HIV infections (men, 15+)	... [...-...]	... [...-...]	... [...-...]
HIV incidence per 1000 population	... [...-...]	... [...-...]	... [...-...]
AIDS-related deaths			
AIDS-related deaths (all ages)	9200 [7500–11 000]	9500 [7900–12 000]	4400 [3100–6100]
AIDS-related deaths (0–14)	540 [<500–650]	<500 [<500– <500]	<200 [<200– <500]
AIDS-related deaths (women, 15+)	3100 [2600–3700]	3000 [2600–3700]	1400 [1100–1900]
AIDS-related deaths (men, 15+)	5600 [4500–6900]	6200 [5000–7700]	2800 [1900–4000]
People living with HIV			
People living with HIV (all ages)	140 000 [120 000–170 000]	140 000 [120 000–180 000]	150 000 [120 000–180 000]
People living with HIV (0–14)	4600 [3700–5400]	3500 [2900–4200]	1800 [1400–2300]
People living with HIV (women, 15+)	44 000 [36 000–54 000]	40 000 [34 000–50 000]	37 000 [31 000–44 000]
People living with HIV (men, 15+)	94 000 [78 000–120 000]	99 000 [80 000–120 000]	110 000 [90 000–130 000]

LAWS AND POLICIES

Laws criminalizing the transmission of, non-disclosure of or exposure to HIV transmission	Yes
Criminalization of sex work among consenting adults	Sex work is not subject to punitive regulations or is not criminalized
Criminalization of same-sex sexual acts	No penalty specified
Drug use or possession for personal use is an offence	...
Criminalization of transgender people	Neither criminalized nor prosecuted
Laws or policies restricting the entry, stay and residence of people living with HIV	No
Parental consent for adolescents to access HIV testing	Yes, for adolescents younger than 14 years
Spousal consent for married women to access sexual and reproductive health services	No
Mandatory HIV testing for marriage, work or residence permits or for certain groups	No

STIGMA AND DISCRIMINATION

Percentage of women and men aged 15–49 years who report discriminatory attitudes towards people living with HIV	2015
	37.2
Percentage of people living with HIV denied health services because of their HIV status in the last 12 months	
Percentage of people living with HIV who reported a health-care professional told others about their HIV status without their consent	

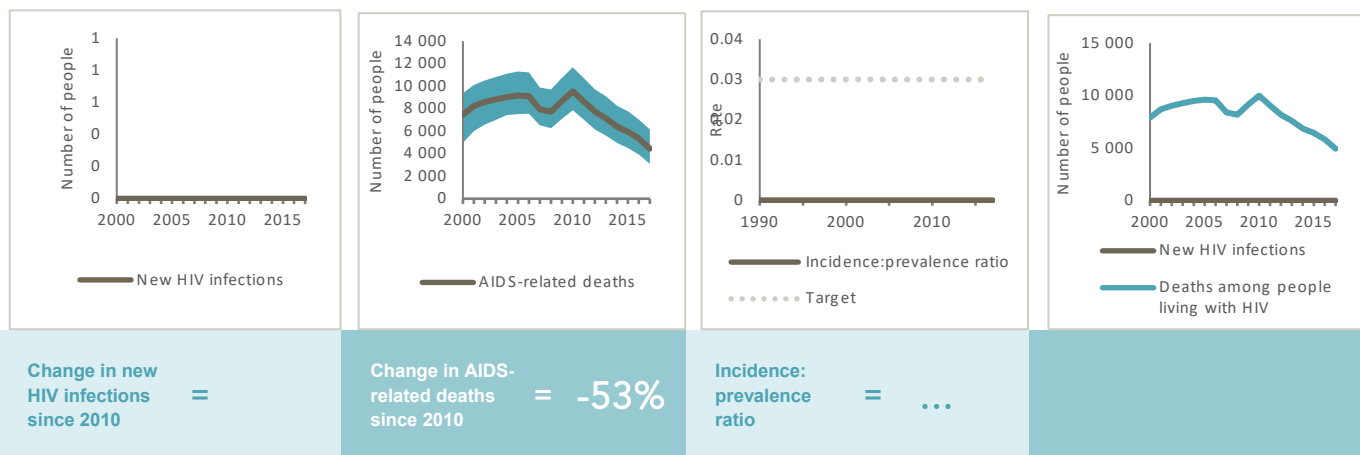
VIOLENCE

Proportion of ever-married or partnered women aged 15–49 years who experienced physical or sexual violence from a male intimate partner in the past 12 months	2010	2015
	37.4	33.3

EXPENDITURES

	Financing sources					Total
	Domestic private	Domestic public	International: PEPFAR	International: Global Fund	International: all others	
Last available report: 2013	US\$ 34 547 857	US\$ 84 674 170	US\$ 119 528 046

EPIDEMIC TRANSITION METRICS



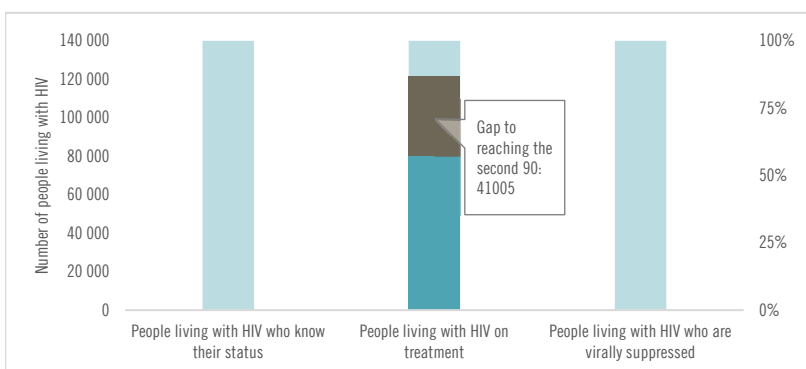
KEY POPULATIONS

	Sex workers	Gay men and other men who have sex with men	People who inject drugs	Transgender people	Prisoners
Estimated size of population	...	576 999	15 062	24 000	180 009
HIV prevalence	1.2%	17%	2.8%	21.4%	...
Know their HIV status	90.6%	26.3%	...	42.9%	...
Antiretroviral therapy coverage
Condom use	94.7%	17%	35.8%
Coverage of HIV prevention programmes
Avoidance of health care because of stigma and discrimination

HIV COMORBIDITIES

Estimated number of incident tuberculosis cases among people living with HIV (2016)	2200 [1400–3100]
Proportion of people living with HIV newly enrolled in HIV care with active tuberculosis (2016)	12.5%
Cervical cancer screening of women living with HIV	...
Proportion of people coinfectd with HIV and hepatitis B virus receiving combined treatment	...
Proportion of people coinfectd with HIV and hepatitis C virus starting hepatitis C treatment	...

HIV TESTING AND TREATMENT CASCADE



All ages	...% [...-...%]	54% [44–64%]	...% [...-...%]
Children (0–14)	...% [...-...%]	59% [46–77%]	...% [...-...%]
Women (15+)	...% [...-...%]	48% [40–57%]	...% [...-...%]
Men (15+)	...% [...-...%]	56% [45–67%]	...% [...-...%]

Is antiretroviral therapy provided in community settings (such as outside health facilities) for people who are stable on antiretroviral therapy?	Yes
--	-----

ELIMINATION OF MOTHER-TO-CHILD TRANSMISSION

	2010	2017
Percentage of pregnant women living with HIV accessing antiretroviral medicines	47% [40–58%]	66% [54–77%]
Early infant diagnosis	10% [8–12%]	48% [41–59%]

HIV PREVENTION

Knowledge of HIV prevention among young people aged 15–24 years (2015)	
— Women	31.63%
— Men	28.52%
Condom use at last higher-risk sex (with a non-marital, non-cohabiting partner) (2015)	
— Women	...
— Men	70.5%
Women aged 15–49 years who have their demand for family planning satisfied by modern methods (2015)	86.6%
Men aged 15–49 years who are circumcised	Not applicable
Male circumcisions performed according to national standards	Not applicable
People who received PrEP at least once during the reporting period (2017)	...
Harm reduction	
— Use of sterile injecting equipment at last injection	...
— Needles and syringes distributed per person who injects	...
— Coverage of opioid substitution therapy	...
— Naloxone available (2016)	No
— Safe injection rooms available (2016)	No

EPIDEMIC ESTIMATES

	2005	2010	2017
New HIV infections			
New HIV infections (all ages)	530 [<500–590]	720 [640–800]	1100 [910–1200]
New HIV infections (0–14)	<100 [<100– <100]	<100 [<100– <100]	<100 [<100– <100]
New HIV infections (women, 15+)	<200 [<200– <200]	<500 [<200– <500]	<500 [<500– <500]
New HIV infections (men, 15+)	<500 [<500– <500]	500 [<500–570]	740 [610–880]
HIV incidence per 1000 population	0.13 [0.11–0.14]	0.16 [0.14–0.18]	0.22 [0.19–0.25]
AIDS-related deaths			
AIDS-related deaths (all ages)	<200 [<100– <200]	<200 [<200– <200]	<200 [<200– <500]
AIDS-related deaths (0–14)	<100 [<100– <100]	<100 [<100– <100]	<100 [<100– <100]
AIDS-related deaths (women, 15+)	<100 [<100– <100]	<100 [<100– <100]	<100 [<100– <100]
AIDS-related deaths (men, 15+)	<100 [<100– <100]	<100 [<100– <200]	<100 [<100– <200]
People living with HIV			
People living with HIV (all ages)	4900 [4400–5400]	7500 [6700–8200]	13 000 [11 000–14 000]
People living with HIV (0–14)	<100 [<100– <100]	<100 [<100– <100]	<100 [<100– <100]
People living with HIV (women, 15+)	1400 [1300–1600]	2200 [2000–2400]	3500 [3200–3900]
People living with HIV (men, 15+)	3400 [3000–3900]	5200 [4600–5800]	9000 [8000–10 000]

LAWS AND POLICIES

Laws criminalizing the transmission of, non-disclosure of or exposure to HIV transmission	No, but prosecutions exist based on general criminal laws
Criminalization of sex work among consenting adults	Partial criminalization of sex work
Criminalization of same-sex sexual acts	Laws penalizing same-sex sexual acts have been decriminalized or never existed
Drug use or possession for personal use is an offence	Possession of drugs for personal use is specified as a criminal offence
Criminalization of transgender people	Neither criminalized nor prosecuted
Laws or policies restricting the entry, stay and residence of people living with HIV	No
Parental consent for adolescents to access HIV testing	No
Spousal consent for married women to access sexual and reproductive health services	No
Mandatory HIV testing for marriage, work or residence permits or for certain groups	No

STIGMA AND DISCRIMINATION

Percentage of women and men aged 15–49 years who report discriminatory attitudes towards people living with HIV

Percentage of people living with HIV denied health services because of their HIV status in the last 12 months **2014**
8.8

Percentage of people living with HIV who reported a health-care professional told others about their HIV status without their consent **2014**
15.5

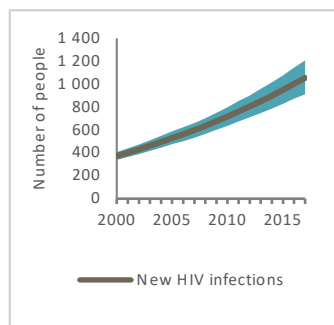
VIOLENCE

Proportion of ever-married or partnered women aged 15–49 years who experienced physical or sexual violence from a male intimate partner in the past 12 months

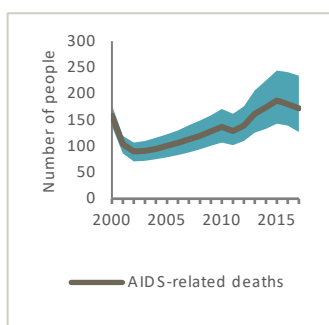
EXPENDITURES

	Financing sources					Total
	Domestic private	Domestic public	International: PEPFAR	International: Global Fund	International: all others	
Last available report: 2014	US\$ 6 028 593	US\$ 12 236 072	US\$ 19 139 767

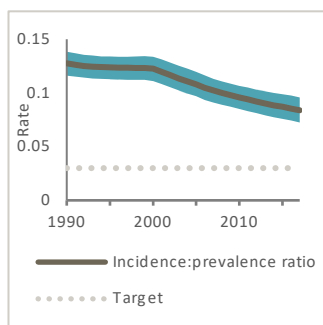
EPIDEMIC TRANSITION METRICS



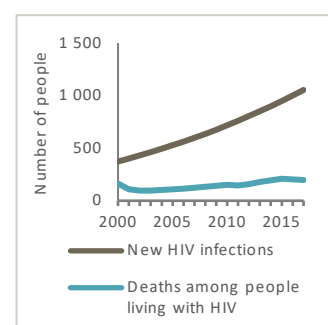
Change in new HIV infections since 2010 = **47%**



Change in AIDS-related deaths since 2010 = **26%**



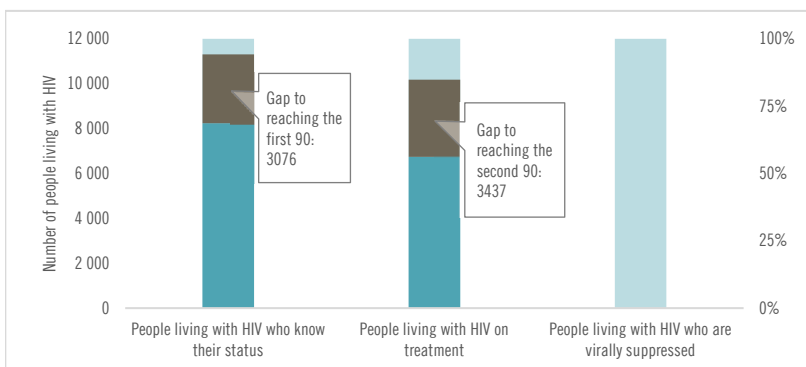
Incidence:prevalence ratio = **0.08**



KEY POPULATIONS

	Sex workers	Gay men and other men who have sex with men	People who inject drugs	Transgender people	Prisoners
Estimated size of population	3 032	10 127	...	416	...
HIV prevalence	1.4%	15.4%	...	24.6%	0.1%
Know their HIV status
Antiretroviral therapy coverage	100%
Condom use	74%	39.1%	...	78.6%	...
Coverage of HIV prevention programmes	83.3%	83.3%	...
Avoidance of health care because of stigma and discrimination

HIV TESTING AND TREATMENT CASCADE



All ages	66% [59–73%]	54% [48–60%]	...% [...–...%]
Children (0–14)	92% [76–>95%]	92% [76–>95%]	...% [...–...%]
Women (15+)	44% [40–49%]	34% [31–38%]	...% [...–...%]
Men (15+)	74% [66–84%]	61% [54–69%]	...% [...–...%]

Is antiretroviral therapy provided in community settings (such as outside health facilities) for people who are stable on antiretroviral therapy? **No**

ELIMINATION OF MOTHER-TO-CHILD TRANSMISSION

	2010	2017
Percentage of pregnant women living with HIV accessing antiretroviral medicines	69% [61–77%]	71% [62–79%]
Early infant diagnosis	69% [61–78%]	71% [64–81%]

HIV COMORBIDITIES

Estimated number of incident tuberculosis cases among people living with HIV (2016) 39 [25–56]

Proportion of people living with HIV newly enrolled in HIV care with active tuberculosis (2016) 3.1%

Cervical cancer screening of women living with HIV ...

Proportion of people coinfectd with HIV and hepatitis B virus receiving combined treatment ...

Proportion of people coinfectd with HIV and hepatitis C virus starting hepatitis C treatment ...

HIV PREVENTION

Knowledge of HIV prevention among young people aged 15–24 years

— Women ...
— Men ...

Condom use at last higher-risk sex (with a non-marital, non-cohabiting partner)

— Women ...
— Men ...

Women aged 15–49 years who have their demand for family planning satisfied by modern methods ...

Men aged 15–49 years who are circumcised Not applicable

Male circumcisions performed according to national standards Not applicable

People who received PrEP at least once during the reporting period (2017) ...

Harm reduction

— Use of sterile injecting equipment at last injection ...
— Needles and syringes distributed per person who injects ...
— Coverage of opioid substitution therapy ...
— Naloxone available (2016) No
— Safe injection rooms available (2016) No

EPIDEMIC ESTIMATES

	2005	2010	2017
New HIV infections			
New HIV infections (all ages)	2100 [1400–4000]	2100 [1200–4200]	2000 [1100–4400]
New HIV infections (0–14)	<200 [<100– <500]	<100 [<100– <500]	<100 [<100– <500]
New HIV infections (women, 15+)	590 [<500–1100]	590 [<500–1200]	570 [<500–1100]
New HIV infections (men, 15+)	1400 [900–2700]	1400 [820–2800]	1400 [780–3000]
HIV incidence per 1000 population	0.16 [0.1–0.29]	0.14 [0.08–0.29]	0.12 [0.07–0.27]
AIDS-related deaths			
AIDS-related deaths (all ages)	1700 [910–3100]	1200 [660–2500]	960 [<500–2400]
AIDS-related deaths (0–14)	<200 [<100– <200]	<100 [<100– <200]	<100 [<100– <100]
AIDS-related deaths (women, 15+)	<500 [<500–870]	<500 [<200–770]	<200 [<100–530]
AIDS-related deaths (men, 15+)	1100 [620–2100]	790 [<500–1600]	760 [<500–1800]
People living with HIV			
People living with HIV (all ages)	28 000 [19 000–52 000]	30 000 [21 000–55 000]	36 000 [25 000–65 000]
People living with HIV (0–14)	730 [<500–1400]	710 [<500–1400]	660 [<500–1500]
People living with HIV (women, 15+)	8200 [5400–16 000]	9000 [6100–17 000]	11 000 [7800–20 000]
People living with HIV (men, 15+)	19 000 [13 000–34 000]	21 000 [14 000–37 000]	24 000 [17 000–43 000]

LAWS AND POLICIES

Laws criminalizing the transmission of, non-disclosure of or exposure to HIV transmission	...
Criminalization of sex work among consenting adults	...
Criminalization of same-sex sexual acts	...
Drug use or possession for personal use is an offence	...
Criminalization of transgender people	...
Laws or policies restricting the entry, stay and residence of people living with HIV	...
Parental consent for adolescents to access HIV testing	Yes, for adolescents younger than 18 years
Spousal consent for married women to access sexual and reproductive health services	No
Mandatory HIV testing for marriage, work or residence permits or for certain groups	No

STIGMA AND DISCRIMINATION

Percentage of women and men aged 15–49 years who report discriminatory attitudes towards people living with HIV	2017 36.9
Percentage of people living with HIV denied health services because of their HIV status in the last 12 months	
Percentage of people living with HIV who reported a health-care professional told others about their HIV status without their consent	

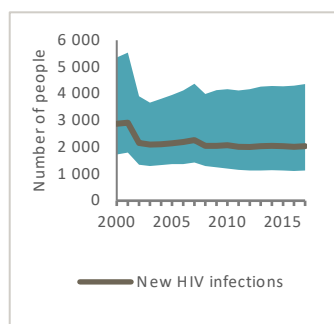
VIOLENCE

Proportion of ever-married or partnered women aged 15–49 years who experienced physical or sexual violence from a male intimate partner in the past 12 months

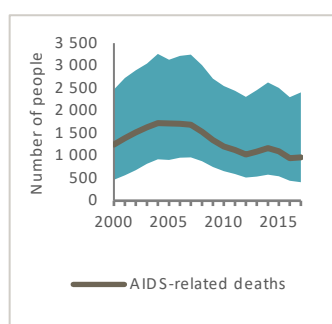
EXPENDITURES

	Financing sources					Total
	Domestic private	Domestic public	International: PEPFAR	International: Global Fund	International: all others	
Last available report: 2017	...	US\$ 24 904 746	US\$ 24 904 746

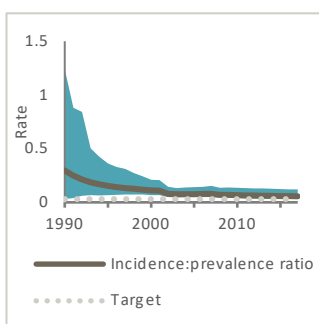
EPIDEMIC TRANSITION METRICS



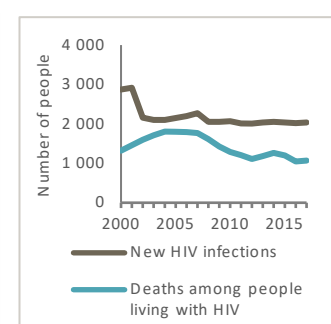
Change in new HIV infections since 2010 = **-1%**



Change in AIDS-related deaths since 2010 = **-20%**



Incidence:prevalence ratio = **0.06**



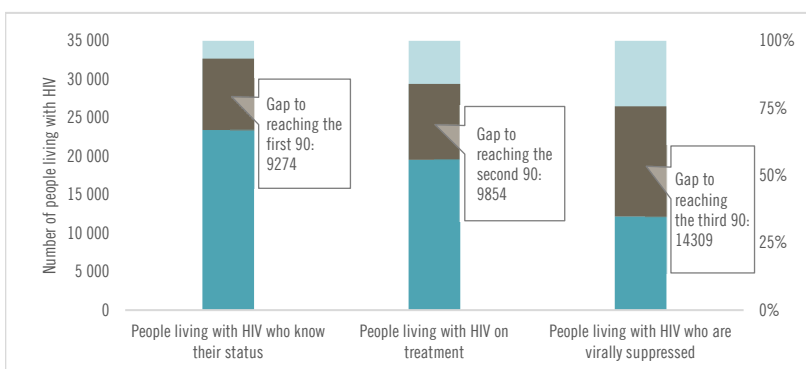
KEY POPULATIONS

	Sex workers	Gay men and other men who have sex with men	People who inject drugs	Transgender people	Prisoners
Estimated size of population	34 420	47 410	12 230	12 230	...
HIV prevalence	...	16.5%	...	34.8%	...
Know their HIV status	...	56.3%	...	60.4%	...
Antiretroviral therapy coverage	89.7%
Condom use	96.2%	68.1%	...	50.9%	...
Coverage of HIV prevention programmes
Avoidance of health care because of stigma and discrimination

HIV COMORBIDITIES

Estimated number of incident tuberculosis cases among people living with HIV (2016)	1100 [690–1500]
Proportion of people living with HIV newly enrolled in HIV care with active tuberculosis (2016)	21.3%
Cervical cancer screening of women living with HIV	...
Proportion of people coinfecting with HIV and hepatitis B virus receiving combined treatment	...
Proportion of people coinfecting with HIV and hepatitis C virus starting hepatitis C treatment	...

HIV TESTING AND TREATMENT CASCADE



All ages	64% [45– >95%]	54% [37– >95%]	34% [23–60%]
Children (0–14)	...% [...–...%]	>95% [59– >95%]	...% [...–...%]
Women (15+)	...% [...–...%]	61% [42– >95%]	...% [...–...%]
Men (15+)	...% [...–...%]	50% [34–87%]	...% [...–...%]

Is antiretroviral therapy provided in community settings (such as outside health facilities) for people who are stable on antiretroviral therapy? ...

ELIMINATION OF MOTHER-TO-CHILD TRANSMISSION

	2010	2017
Percentage of pregnant women living with HIV accessing antiretroviral medicines	80% [52– >95%]	63% [45– >95%]
Early infant diagnosis	1% [0–1%]	69% [41– >95%]

HIV PREVENTION

Knowledge of HIV prevention among young people aged 15–24 years	...
— Women	...
— Men	...
Condom use at last higher-risk sex (with a non-marital, non-cohabiting partner)	...
— Women	...
— Men	...
Women aged 15–49 years who have their demand for family planning satisfied by modern methods	...
Men aged 15–49 years who are circumcised	Not applicable
Male circumcisions performed according to national standards	Not applicable
People who received PrEP at least once during the reporting period (2017)	...

Harm reduction

- Use of sterile injecting equipment at last injection ...
- Needles and syringes distributed per person who injects ...
- Coverage of opioid substitution therapy ...
- Naloxone available (2016) ...
- Safe injection rooms available (2016) ...

EPIDEMIC ESTIMATES

	2005	2010	2017
New HIV infections			
New HIV infections (all ages)	1700 [1600–1900]	1500 [1400–1700]	1200 [1100–1300]
New HIV infections (0–14)	<100 [<100– <100]	<100 [<100– <100]	<100 [<100– <100]
New HIV infections (women, 15+)	540 [<500–590]	<500 [<500–520]	<500 [<500– <500]
New HIV infections (men, 15+)	1100 [980–1300]	990 [870–1100]	790 [710–890]
HIV incidence per 1000 population	0.28 [0.26–0.31]	0.25 [0.23–0.27]	0.19 [0.18–0.21]
AIDS-related deaths			
AIDS-related deaths (all ages)	530 [<500–600]	<500 [<500– <500]	610 [510–720]
AIDS-related deaths (0–14)	<100 [<100– <100]	<100 [<100– <100]	<100 [<100– <100]
AIDS-related deaths (women, 15+)	<200 [<200– <200]	<200 [<100– <200]	<200 [<200– <200]
AIDS-related deaths (men, 15+)	<500 [<500– <500]	<500 [<200– <500]	<500 [<500–510]
People living with HIV			
People living with HIV (all ages)	16 000 [14 000–18 000]	21 000 [19 000–23 000]	25 000 [22 000–27 000]
People living with HIV (0–14)	<500 [<500– <500]	<500 [<500–500]	520 [<500–590]
People living with HIV (women, 15+)	5300 [4700–6000]	6800 [6100–7700]	8500 [7700–9500]
People living with HIV (men, 15+)	11 000 [9200–12 000]	13 000 [12 000–15 000]	16 000 [14 000–17 000]

LAWS AND POLICIES

Laws criminalizing the transmission of, non-disclosure of or exposure to HIV transmission	Yes
Criminalization of sex work among consenting adults	Sex work is not subject to punitive regulations or is not criminalized
Criminalization of same-sex sexual acts	No specific legislation
Drug use or possession for personal use is an offence	Possession of drugs for personal use is specified as a non-criminal offence
Criminalization of transgender people	Neither criminalized nor prosecuted
Laws or policies restricting the entry, stay and residence of people living with HIV	Yes
Parental consent for adolescents to access HIV testing	No
Spousal consent for married women to access sexual and reproductive health services	No
Mandatory HIV testing for marriage, work or residence permits or for certain groups	No

STIGMA AND DISCRIMINATION

Percentage of women and men aged 15–49 years who report discriminatory attitudes towards people living with HIV

Percentage of people living with HIV denied health services because of their HIV status in the last 12 months

Percentage of people living with HIV who reported a health-care professional told others about their HIV status without their consent

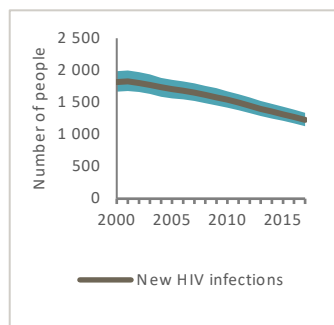
VIOLENCE

Proportion of ever-married or partnered women aged 15–49 years who experienced physical or sexual violence from a male intimate partner in the past 12 months

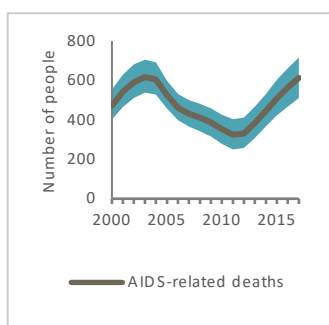
EXPENDITURES

	Financing sources					Total
	Domestic private	Domestic public	International: PEPFAR	International: Global Fund	International: all others	
Last available report: 2017	US\$ 3 366 539	US\$ 48 152 828	US\$ 2 934 096	US\$ 4 816 917	...	US\$ 60 112 211

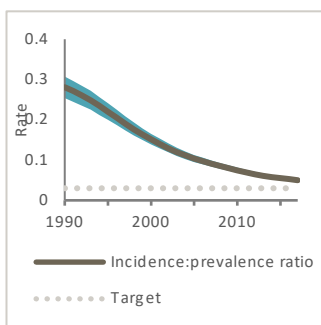
EPIDEMIC TRANSITION METRICS



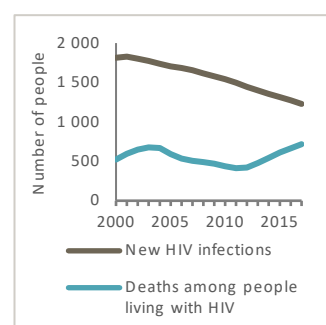
Change in new HIV infections since 2010 = **-20%**



Change in AIDS-related deaths since 2010 = **73%**



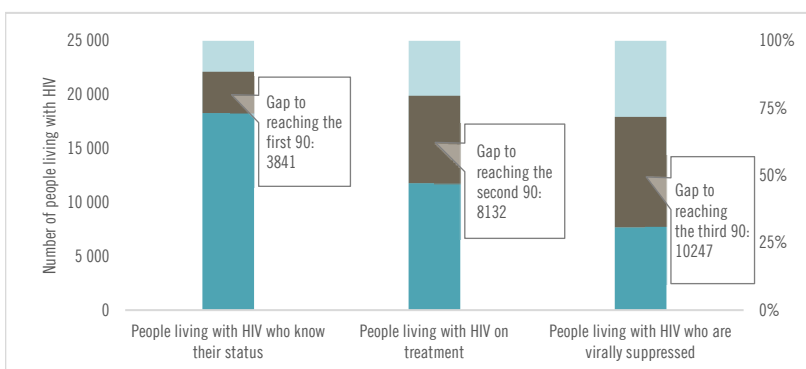
Incidence:prevalence ratio = **0.05**



KEY POPULATIONS

	Sex workers	Gay men and other men who have sex with men	People who inject drugs	Transgender people	Prisoners
Estimated size of population	44 972	54 140	...	1 835	...
HIV prevalence	0%	7.7%	...	7.4%	0.1%
Know their HIV status	89.5%	77.3%	...	74.4%	...
Antiretroviral therapy coverage
Condom use	92.9%	58%	...	60.5%	...
Coverage of HIV prevention programmes
Avoidance of health care because of stigma and discrimination

HIV TESTING AND TREATMENT CASCADE



	74% [67–83%]	48% [43–53%]	31% [28–35%]
All ages	...	34% [29–39%]	...
Children (0–14)	...	56% [51–62%]	...
Women (15+)	...	44% [39–49%]	...
Men (15+)

Is antiretroviral therapy provided in community settings (such as outside health facilities) for people who are stable on antiretroviral therapy? **No**

ELIMINATION OF MOTHER-TO-CHILD TRANSMISSION

	2010	2017
Percentage of pregnant women living with HIV accessing antiretroviral medicines	25% [22–28%]	35% [31–39%]
Early infant diagnosis	28% [25–32%]	34% [31–39%]

HIV COMORBIDITIES

Estimated number of incident tuberculosis cases among people living with HIV (2016) **260**
[170–370]

Proportion of people living with HIV newly enrolled in HIV care with active tuberculosis (2016) **...**

Cervical cancer screening of women living with HIV **...**

Proportion of people coinfecting with HIV and hepatitis B virus receiving combined treatment **...**

Proportion of people coinfecting with HIV and hepatitis C virus starting hepatitis C treatment **...**

HIV PREVENTION

Knowledge of HIV prevention among young people aged 15–24 years (2014)

— Women **31.1%**
— Men **33.9%**

Condom use at last higher-risk sex (with a non-marital, non-cohabiting partner)

— Women **...**
— Men **...**

Women aged 15–49 years who have their demand for family planning satisfied by modern methods **...**

Men aged 15–49 years who are circumcised **Not applicable**

Male circumcisions performed according to national standards **Not applicable**

People who received PrEP at least once during the reporting period (2017) **...**

Harm reduction

— Use of sterile injecting equipment at last injection **...**
— Needles and syringes distributed per person who injects **...**
— Coverage of opioid substitution therapy **...**
— Naloxone available (2016) **No**
— Safe injection rooms available (2016) **No**

EPIDEMIC ESTIMATES

	2005	2010	2017
New HIV infections			
New HIV infections (all ages)	3300 [2700–4200]	2700 [2200–3400]	2300 [1700–3100]
New HIV infections (0–14)	<500 [<500– <500]	<500 [<200– <500]	<500 [<500– <500]
New HIV infections (women, 15+)	1200 [950–1500]	970 [790–1200]	760 [540–1000]
New HIV infections (men, 15+)	1900 [1500–2500]	1500 [1200–1900]	1300 [940–1800]
HIV incidence per 1000 population	0.26 [0.21–0.33]	0.19 [0.15–0.23]	0.14 [0.1–0.19]
AIDS-related deaths			
AIDS-related deaths (all ages)	720 [<500–1100]	840 [530–1200]	2000 [1500–2500]
AIDS-related deaths (0–14)	<200 [<200– <200]	<200 [<200– <200]	<200 [<200– <500]
AIDS-related deaths (women, 15+)	<500 [<200– <500]	<500 [<200– <500]	540 [<500–700]
AIDS-related deaths (men, 15+)	<500 [<500–530]	<500 [<500–710]	1200 [980–1500]
People living with HIV			
People living with HIV (all ages)	30 000 [25 000–35 000]	40 000 [35 000–45 000]	46 000 [40 000–52 000]
People living with HIV (0–14)	970 [790–1200]	1300 [1100–1500]	1800 [1600–2000]
People living with HIV (women, 15+)	9200 [7600–11 000]	13 000 [12 000–15 000]	17 000 [15 000–19 000]
People living with HIV (men, 15+)	20 000 [16 000–24 000]	25 000 [22 000–29 000]	28 000 [24 000–32 000]

LAWS AND POLICIES

Laws criminalizing the transmission of, non-disclosure of or exposure to HIV transmission
Criminalization of sex work among consenting adults
Criminalization of same-sex sexual acts
Drug use or possession for personal use is an offence
Criminalization of transgender people
Laws or policies restricting the entry, stay and residence of people living with HIV	No
Parental consent for adolescents to access HIV testing	Yes, for adolescents younger than 18 years
Spousal consent for married women to access sexual and reproductive health services	No
Mandatory HIV testing for marriage, work or residence permits or for certain groups	Yes

STIGMA AND DISCRIMINATION

Percentage of women and men aged 15–49 years who report discriminatory attitudes towards people living with HIV	2015 57.3
Percentage of people living with HIV denied health services because of their HIV status in the last 12 months	
Percentage of people living with HIV who reported a health-care professional told others about their HIV status without their consent	

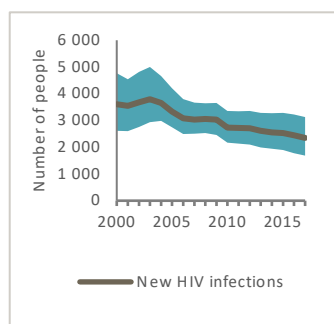
VIOLENCE

Proportion of ever-married or partnered women aged 15–49 years who experienced physical or sexual violence from a male intimate partner in the past 12 months	2015 8.5
---	-------------

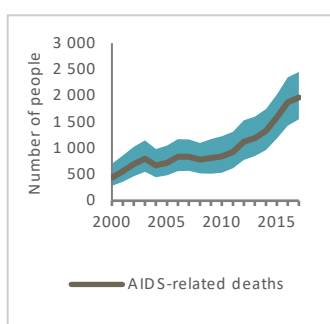
EXPENDITURES

	Financing sources					Total
	Domestic private	Domestic public	International: PEPFAR	International: Global Fund	International: all others	
Last available report: 2016	US\$ 2 482 205	US\$ 32 542 621	US\$ 5 366 063	US\$ 8 558 383	US\$ 1 515 104	US\$ 50 464 376

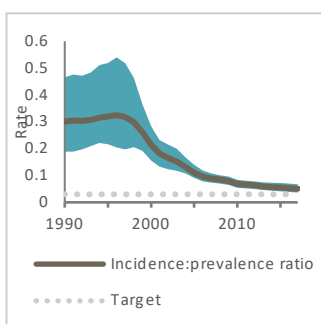
EPIDEMIC TRANSITION METRICS



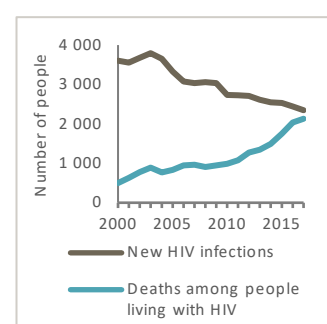
Change in new HIV infections since 2010 = **-14%**



Change in AIDS-related deaths since 2010 = **133%**



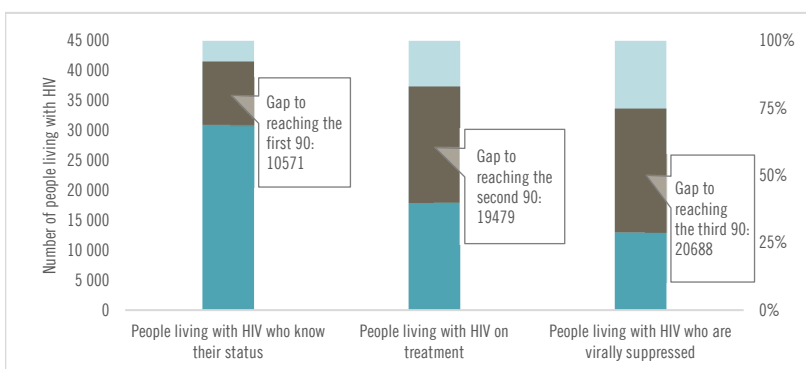
Incidence:prevalence ratio = **0.05**



KEY POPULATIONS

	Sex workers	Gay men and other men who have sex with men	People who inject drugs	Transgender people	Prisoners
Estimated size of population	4 840	20 853
HIV prevalence	1.6%	7.14%	...	22.2%	...
Know their HIV status	85.9%	77.9%
Antiretroviral therapy coverage	0.8%	26.02%
Condom use	97.7%	63.3%
Coverage of HIV prevention programmes	29%	26%	...	29%	...
Avoidance of health care because of stigma and discrimination

HIV TESTING AND TREATMENT CASCADE



	67% [59–76%]	39% [34–44%]	28% [25–32%]
All ages	...	42% [37–48%]	30% [26–33%]
Children (0–14)	...	40% [36–46%]	28% [25–32%]
Women (15+)	...	38% [33–43%]	28% [24–32%]

Is antiretroviral therapy provided in community settings (such as outside health facilities) for people who are stable on antiretroviral therapy? **No**

ELIMINATION OF MOTHER-TO-CHILD TRANSMISSION

	2010	2017
Percentage of pregnant women living with HIV accessing antiretroviral medicines	25% [22–28%]	21% [18–24%]
Early infant diagnosis	...% [...–...%]	17% [15–19%]

HIV COMORBIDITIES

Estimated number of incident tuberculosis cases among people living with HIV (2016)	310 [200–440]
Proportion of people living with HIV newly enrolled in HIV care with active tuberculosis (2016)	5.4%
Cervical cancer screening of women living with HIV	...
Proportion of people coinfecting with HIV and hepatitis B virus receiving combined treatment (2017)	87.5%
Proportion of people coinfecting with HIV and hepatitis C virus starting hepatitis C treatment	...

HIV PREVENTION

Knowledge of HIV prevention among young people aged 15–24 years (2015)	
— Women	22.2%
— Men	21.9%
Condom use at last higher-risk sex (with a non-marital, non-cohabiting partner) (2015)	
— Women	19.9%
— Men	45.3%
Women aged 15–49 years who have their demand for family planning satisfied by modern methods (2015)	66.2%
Men aged 15–49 years who are circumcised (2015)	Not applicable
Male circumcisions performed according to national standards	Not applicable
People who received PrEP at least once during the reporting period (2017)	30

Harm reduction

— Use of sterile injecting equipment at last injection	...
— Needles and syringes distributed per person who injects	...
— Coverage of opioid substitution therapy	...
— Naloxone available (2016)	...
— Safe injection rooms available (2016)	...

EPIDEMIC ESTIMATES

	2005	2010	2017
New HIV infections			
New HIV infections (all ages)	1000 [720–1400]	840 [570–1200]	880 [560–1200]
New HIV infections (0–14)	<200 [<200– <500]	<100 [<100– <200]	<100 [<100– <100]
New HIV infections (women, 15+)	<500 [<200– <500]	<500 [<200– <500]	<500 [<200– <500]
New HIV infections (men, 15+)	610 [<500–850]	530 [<500–750]	580 [<500–810]
HIV incidence per 1000 population	0.15 [0.1–0.2]	0.11 [0.07–0.15]	0.1 [0.06–0.13]
AIDS-related deaths			
AIDS-related deaths (all ages)	2200 [1800–2700]	1500 [1200–1900]	1000 [690–1400]
AIDS-related deaths (0–14)	<200 [<200– <200]	<100 [<100– <100]	<100 [<100– <100]
AIDS-related deaths (women, 15+)	510 [<500–640]	<500 [<500– <500]	<500 [<200– <500]
AIDS-related deaths (men, 15+)	1600 [1300–1900]	1200 [900–1400]	710 [<500–960]
People living with HIV			
People living with HIV (all ages)	31 000 [25 000–37 000]	26 000 [20 000–32 000]	22 000 [17 000–27 000]
People living with HIV (0–14)	1500 [1300–1800]	1300 [1100–1500]	830 [620–1000]
People living with HIV (women, 15+)	9300 [7700–11 000]	8600 [7100–10 000]	8200 [6800–9800]
People living with HIV (men, 15+)	20 000 [16 000–24 000]	16 000 [12 000–20 000]	13 000 [10 000–16 000]

LAWS AND POLICIES

Laws criminalizing the transmission of, non-disclosure of or exposure to HIV transmission	No, but prosecutions exist based on general criminal laws
Criminalization of sex work among consenting adults	Sex work is not subject to punitive regulations or is not criminalized
Criminalization of same-sex sexual acts	No specific legislation
Drug use or possession for personal use is an offence	...
Criminalization of transgender people	Neither criminalized nor prosecuted
Laws or policies restricting the entry, stay and residence of people living with HIV	No
Parental consent for adolescents to access HIV testing	Yes, for adolescents younger than 18 years
Spousal consent for married women to access sexual and reproductive health services	No
Mandatory HIV testing for marriage, work or residence permits or for certain groups	Yes

STIGMA AND DISCRIMINATION

Percentage of women and men aged 15–49 years who report discriminatory attitudes towards people living with HIV	2006 50.8*
Percentage of people living with HIV denied health services because of their HIV status in the last 12 months	2013 4.1
Percentage of people living with HIV who reported a health-care professional told others about their HIV status without their consent	2013 9.9

VIOLENCE

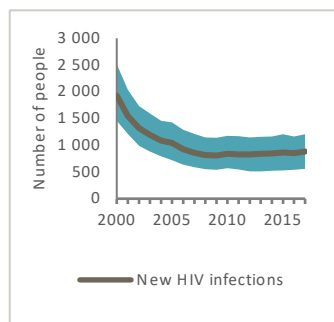
Proportion of ever-married or partnered women aged 15–49 years who experienced physical or sexual violence from a male intimate partner in the past 12 months	2012 11
--	-------------------

*Female respondents only

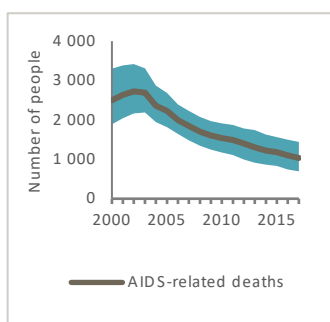
EXPENDITURES

	Financing sources					Total
	Domestic private	Domestic public	International: PEPFAR	International: Global Fund	International: all others	
Last available report: 2013	US\$ 3 692 374	US\$ 15 784 431	US\$ 4 855 998	US\$ 8 468 368	US\$ 1 958 363	US\$ 36 713 777

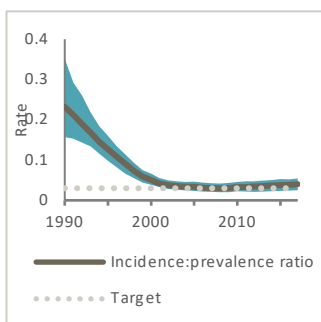
EPIDEMIC TRANSITION METRICS



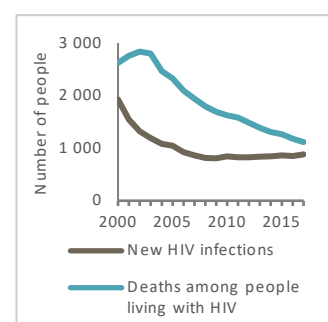
Change in new HIV infections since 2010 = 4%



Change in AIDS-related deaths since 2010 = -33%



Incidence:prevalence ratio = 0.04



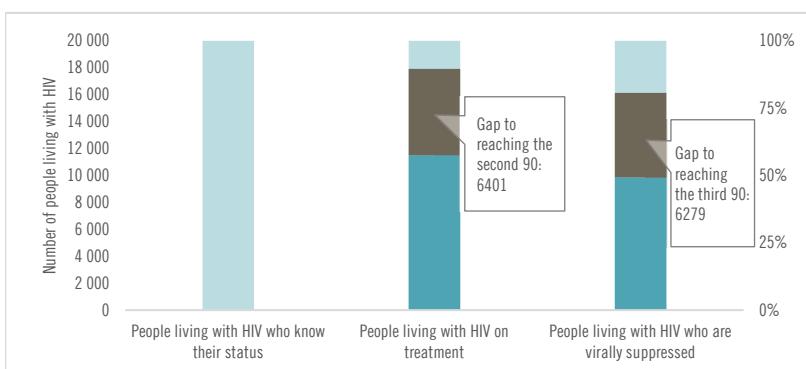
KEY POPULATIONS

	Sex workers	Gay men and other men who have sex with men	People who inject drugs	Transgender people	Prisoners
Estimated size of population	22 771	40 949	2 658	2 975	...
HIV prevalence	3.6%	12.4%	...	9.7%	1.7%
Know their HIV status
Antiretroviral therapy coverage
Condom use	93.8%	84.8%	...	91.2%	...
Coverage of HIV prevention programmes	...	70.6%
Avoidance of health care because of stigma and discrimination

HIV COMORBIDITIES

Estimated number of incident tuberculosis cases among people living with HIV (2016)	310 [240–400]
Proportion of people living with HIV newly enrolled in HIV care with active tuberculosis (2016)	8.3%
Cervical cancer screening of women living with HIV	...
Proportion of people coinfecting with HIV and hepatitis B virus receiving combined treatment	...
Proportion of people coinfecting with HIV and hepatitis C virus starting hepatitis C treatment	...

HIV TESTING AND TREATMENT CASCADE



All ages	...% [...-...%]	52% [41–63%]	45% [35–54%]
Children (0–14)	...% [...-...%]	65% [49–79%]	51% [38–62%]
Women (15+)	...% [...-...%]	65% [54–78%]	56% [46–66%]
Men (15+)	...% [...-...%]	43% [33–54%]	37% [29–47%]

Is antiretroviral therapy provided in community settings (such as outside health facilities) for people who are stable on antiretroviral therapy? No

ELIMINATION OF MOTHER-TO-CHILD TRANSMISSION

	2010	2017
Percentage of pregnant women living with HIV accessing antiretroviral medicines	52% [42–62%]	53% [41–63%]
Early infant diagnosis	69% [59–86%]	59% [50–76%]

HIV PREVENTION

Knowledge of HIV prevention among young people aged 15–24 years	...
— Women	...
— Men	...
Condom use at last higher-risk sex (with a non-marital, non-cohabiting partner)	...
— Women	...
— Men	...
Women aged 15–49 years who have their demand for family planning satisfied by modern methods (2012)	75.9%
Men aged 15–49 years who are circumcised	Not applicable
Male circumcisions performed according to national standards	Not applicable
People who received PrEP at least once during the reporting period (2017)	...
Harm reduction	...
— Use of sterile injecting equipment at last injection	...
— Needles and syringes distributed per person who injects	...
— Coverage of opioid substitution therapy	...
— Naloxone available (2016)	No
— Safe injection rooms available (2016)	No

EPIDEMIC ESTIMATES

	2005	2010	2017
New HIV infections			
New HIV infections (all ages)	12 000 [10 000–12 000]	13 000 [12 000–14 000]	15 000 [13 000–16 000]
New HIV infections (0–14)	<500 [<500– <500]	<500 [<500– <500]	<500 [<500– <500]
New HIV infections (women, 15+)	2500 [2200–2700]	2700 [2400–2900]	3100 [2800–3500]
New HIV infections (men, 15+)	8700 [7700–9400]	10 000 [8700–11 000]	11 000 [9500–12 000]
HIV incidence per 1000 population	0.11 [0.1–0.12]	0.11 [0.1–0.12]	0.12 [0.1–0.13]
AIDS-related deaths			
AIDS-related deaths (all ages)	4700 [4100–5500]	3900 [3200–4600]	4000 [3200–5200]
AIDS-related deaths (0–14)	<500 [<500– <500]	<200 [<200– <200]	<200 [<200– <200]
AIDS-related deaths (women, 15+)	710 [610–790]	790 [660–900]	760 [560–950]
AIDS-related deaths (men, 15+)	3800 [3200–4500]	2900 [2300–3600]	3100 [2300–4100]
People living with HIV			
People living with HIV (all ages)	140 000 [120 000–150 000]	170 000 [160 000–190 000]	230 000 [210 000–260 000]
People living with HIV (0–14)	1800 [1600–1900]	2200 [2000–2400]	2600 [2300–2900]
People living with HIV (women, 15+)	25 000 [23 000–28 000]	35 000 [32 000–38 000]	50 000 [45 000–54 000]
People living with HIV (men, 15+)	110 000 [95 000–120 000]	140 000 [120 000–150 000]	180 000 [160 000–200 000]

LAWS AND POLICIES

Laws criminalizing the transmission of, non-disclosure of or exposure to HIV transmission	Yes
Criminalization of sex work among consenting adults	Partial criminalization of sex work
Criminalization of same-sex sexual acts	No specific legislation
Drug use or possession for personal use is an offence	...
Criminalization of transgender people	Neither criminalized nor prosecuted
Laws or policies restricting the entry, stay and residence of people living with HIV	No
Parental consent for adolescents to access HIV testing	Yes, for adolescents younger than 18 years
Spousal consent for married women to access sexual and reproductive health services	No
Mandatory HIV testing for marriage, work or residence permits or for certain groups	No

STIGMA AND DISCRIMINATION

Percentage of women and men aged 15–49 years who report discriminatory attitudes towards people living with HIV

Percentage of people living with HIV denied health services because of their HIV status in the last 12 months

Percentage of people living with HIV who reported a health-care professional told others about their HIV status without their consent

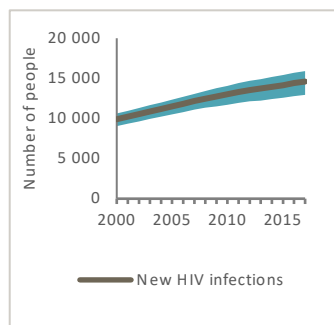
VIOLENCE

Proportion of ever-married or partnered women aged 15–49 years who experienced physical or sexual violence from a male intimate partner in the past 12 months	2011	2016
	6.5	8.1

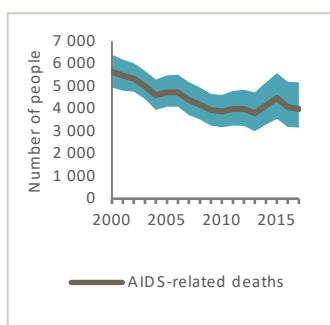
EXPENDITURES

	Financing sources					Total
	Domestic private	Domestic public	International: PEPFAR	International: Global Fund	International: all others	
Last available report: 2015	US\$ 67 939 646	US\$ 867 060 986	US\$ 283 595	US\$ 936 191 579

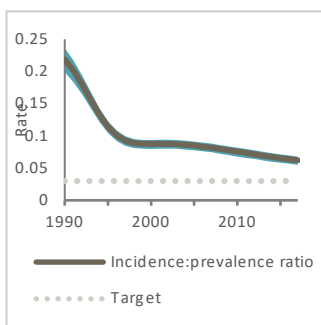
EPIDEMIC TRANSITION METRICS



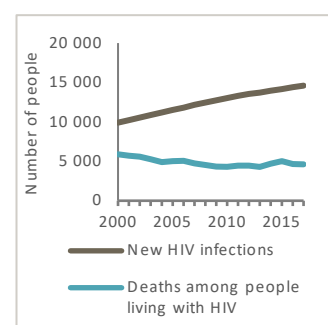
Change in new HIV infections since 2010 = 12%



Change in AIDS-related deaths since 2010 = 3%



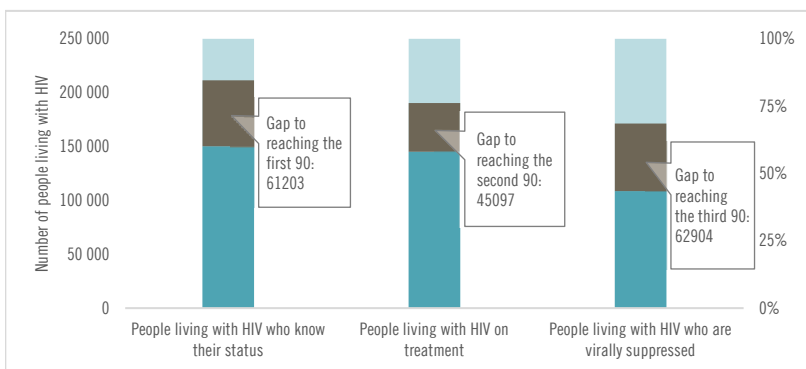
Incidence:prevalence ratio = 0.06



KEY POPULATIONS

	Sex workers	Gay men and other men who have sex with men	People who inject drugs	Transgender people	Prisoners
Estimated size of population	239 333	1 175 098	109 079	117 510	204 617
HIV prevalence	...	20.7%	2.5%	...	0.7%
Know their HIV status	65.8%	39.8%	...	62.3%	...
Antiretroviral therapy coverage
Condom use	86.8%	65.3%	27.8%
Coverage of HIV prevention programmes
Avoidance of health care because of stigma and discrimination

HIV TESTING AND TREATMENT CASCADE



	64%	62%	46%
All ages	[58–70%]	[56–68%]	[42–51%]
Children (0–14)	>95%	69%	47%
	[92–>95%]	[61–77%]	[42–53%]
Women (15+)	62%	57%	42%
	[56–68%]	[52–62%]	[38–46%]
Men (15+)	64%	63%	47%
	[57–70%]	[57–70%]	[43–52%]

Is antiretroviral therapy provided in community settings (such as outside health facilities) for people who are stable on antiretroviral therapy? Yes

ELIMINATION OF MOTHER-TO-CHILD TRANSMISSION

	2010	2017
Percentage of pregnant women living with HIV accessing antiretroviral medicines	32%	49%
	[28–35%]	[44–54%]
Early infant diagnosis	...%	...%
	[...–...%]	[...–...%]

HIV COMORBIDITIES

Estimated number of incident tuberculosis cases among people living with HIV (2016)	3700 [2800–4700]
Proportion of people living with HIV newly enrolled in HIV care with active tuberculosis (2016)	5.3%
Cervical cancer screening of women living with HIV	...
Proportion of people coinfecting with HIV and hepatitis B virus receiving combined treatment	...
Proportion of people coinfecting with HIV and hepatitis C virus starting hepatitis C treatment	...

HIV PREVENTION

Knowledge of HIV prevention among young people aged 15–24 years (2015)	
— Women	31.3%
— Men	...
Condom use at last higher-risk sex (with a non-marital, non-cohabiting partner)	
— Women	...
— Men	...
Women aged 15–49 years who have their demand for family planning satisfied by modern methods	...
Men aged 15–49 years who are circumcised	Not applicable
Male circumcisions performed according to national standards	Not applicable
People who received PrEP at least once during the reporting period (2017)	...
Harm reduction	
— Use of sterile injecting equipment at last injection (2014)	71.3%
— Needles and syringes distributed per person who injects (2017)	6.19
— Coverage of opioid substitution therapy	...
— Naloxone available (2016)	No
— Safe injection rooms available (2016)	No

EPIDEMIC ESTIMATES

	2005	2010	2017
New HIV infections			
New HIV infections (all ages)	770 [510–1200]	<500 [<500–690]	<500 [<500–680]
New HIV infections (0–14)	<100 [<100– <100]	<100 [<100– <100]	<100 [<100– <100]
New HIV infections (women, 15+)	<500 [<200– <500]	<200 [<100– <200]	<200 [<100– <200]
New HIV infections (men, 15+)	<500 [<500–800]	<500 [<500– <500]	<500 [<200– <500]
HIV incidence per 1000 population	0.14 [0.1–0.23]	0.08 [0.06–0.12]	0.07 [0.04–0.11]
AIDS-related deaths			
AIDS-related deaths (all ages)	500 [<500–730]	500 [<500–730]	<500 [<500–560]
AIDS-related deaths (0–14)	<100 [<100– <100]	<100 [<100– <100]	<100 [<100– <100]
AIDS-related deaths (women, 15+)	<200 [<100– <200]	<200 [<200– <500]	<100 [<100– <200]
AIDS-related deaths (men, 15+)	<500 [<500– <500]	<500 [<500– <500]	<500 [<200– <500]
People living with HIV			
People living with HIV (all ages)	9700 [7000–14 000]	9300 [6800–13 000]	9000 [7000–12 000]
People living with HIV (0–14)	<500 [<500– <500]	<500 [<500– <500]	<200 [<200– <500]
People living with HIV (women, 15+)	2900 [2100–4200]	2800 [2000–4100]	2900 [2300–3800]
People living with HIV (men, 15+)	6500 [4600–9100]	6200 [4500–9200]	6000 [4500–8000]

LAWS AND POLICIES

Laws criminalizing the transmission of, non-disclosure of or exposure to HIV transmission	...
Criminalization of sex work among consenting adults	Sex work is not subject to punitive regulations or is not criminalized
Criminalization of same-sex sexual acts	Laws penalizing same-sex sexual acts have been decriminalized or never existed
Drug use or possession for personal use is an offence	...
Criminalization of transgender people	Neither criminalized nor prosecuted
Laws or policies restricting the entry, stay and residence of people living with HIV	...
Parental consent for adolescents to access HIV testing	Yes, for adolescents younger than 16 years
Spousal consent for married women to access sexual and reproductive health services	No
Mandatory HIV testing for marriage, work or residence permits or for certain groups	Yes

STIGMA AND DISCRIMINATION

Percentage of women and men aged 15–49 years who report discriminatory attitudes towards people living with HIV

Percentage of people living with HIV denied health services because of their HIV status in the last 12 months

2013
4

Percentage of people living with HIV who reported a health-care professional told others about their HIV status without their consent

2013
8.1

VIOLENCE

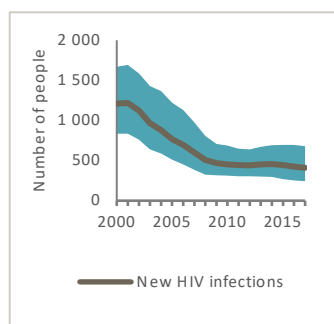
Proportion of ever-married or partnered women aged 15–49 years who experienced physical or sexual violence from a male intimate partner in the past 12 months

2012
30.1

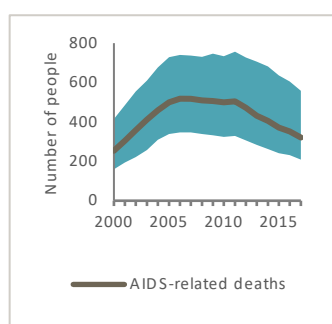
EXPENDITURES

	Financing sources					Total
	Domestic private	Domestic public	International: PEPFAR	International: Global Fund	International: all others	
Last available report: 2010	US\$ 1 150 592	US\$ 9 682 304	...	US\$ 9 155 592	US\$ 2 713 494	US\$ 24 894 867

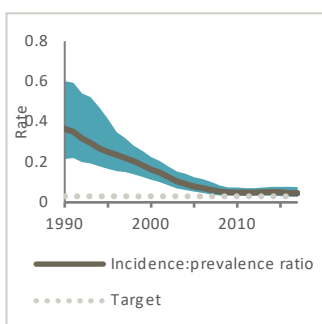
EPIDEMIC TRANSITION METRICS



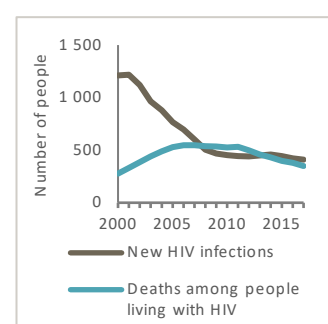
Change in new HIV infections since 2010 = **-9%**



Change in AIDS-related deaths since 2010 = **-36%**



Incidence:prevalence ratio = **0.05**



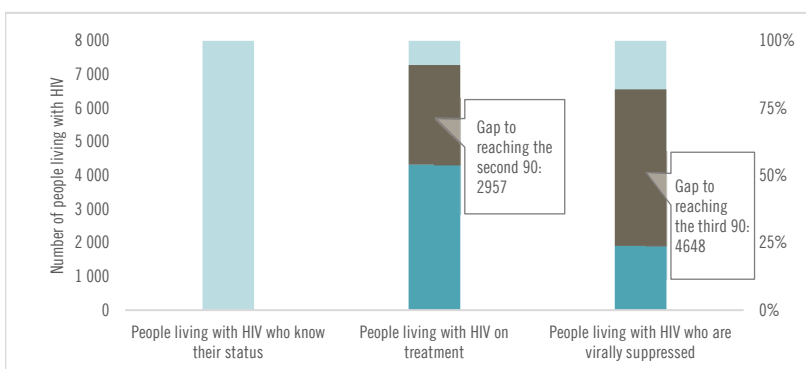
KEY POPULATIONS

	Sex workers	Gay men and other men who have sex with men	People who inject drugs	Transgender people	Prisoners
Estimated size of population	14 810	34 082	...	6 462	10 000
HIV prevalence	2.6%	8.6%	...	8.1%	3.1%
Know their HIV status	83%
Antiretroviral therapy coverage	79.5%
Condom use	92.1%	55.1%	...	60.4%	...
Coverage of HIV prevention programmes	88.4%	70.8%	...	88.4%	...
Avoidance of health care because of stigma and discrimination

HIV COMORBIDITIES

Estimated number of incident tuberculosis cases among people living with HIV (2016)	140 [100–170]
Proportion of people living with HIV newly enrolled in HIV care with active tuberculosis (2016)	4.5%
Cervical cancer screening of women living with HIV	...
Proportion of people coinfecting with HIV and hepatitis B virus receiving combined treatment (2017)	100%
Proportion of people coinfecting with HIV and hepatitis C virus starting hepatitis C treatment	...

HIV TESTING AND TREATMENT CASCADE



All ages	...% [...-...%]	48% [38–63%]	21% [17–28%]
Children (0–14)	...% [...-...%]	73% [54–>95%]	39% [29–62%]
Women (15+)	...% [...-...%]	49% [38–65%]	21% [17–28%]
Men (15+)	...% [...-...%]	47% [36–64%]	21% [16–28%]

Is antiretroviral therapy provided in community settings (such as outside health facilities) for people who are stable on antiretroviral therapy? **No**

ELIMINATION OF MOTHER-TO-CHILD TRANSMISSION

	2010	2017
Percentage of pregnant women living with HIV accessing antiretroviral medicines	58% [43–87%]	88% [68–>95%]
Early infant diagnosis	38% [25–51%]	75% [58–>95%]

HIV PREVENTION

Knowledge of HIV prevention among young people aged 15–24 years	...
— Women	...
— Men	...
Condom use at last higher-risk sex (with a non-marital, non-cohabiting partner)	...
— Women	...
— Men	...
Women aged 15–49 years who have their demand for family planning satisfied by modern methods	...
Men aged 15–49 years who are circumcised	Not applicable
Male circumcisions performed according to national standards	Not applicable
People who received PrEP at least once during the reporting period (2017)	...
Harm reduction	...
— Use of sterile injecting equipment at last injection	...
— Needles and syringes distributed per person who injects	...
— Coverage of opioid substitution therapy	...
— Naloxone available (2016)	No
— Safe injection rooms available (2016)	No

EPIDEMIC ESTIMATES

	2005	2010	2017
New HIV infections			
New HIV infections (all ages)	1300 [1200–1400]	1500 [1300–1600]	1600 [1400–1800]
New HIV infections (0–14)	<100 [<100– <100]	<100 [<100– <100]	<100 [<100– <100]
New HIV infections (women, 15+)	<500 [<500– <500]	<500 [<500– <500]	<500 [<500–510]
New HIV infections (men, 15+)	920 [800–1000]	1000 [860–1100]	1100 [940–1300]
HIV incidence per 1000 population	0.41 [0.37–0.45]	0.41 [0.37–0.45]	0.4 [0.35–0.44]
AIDS-related deaths			
AIDS-related deaths (all ages)	<500 [<500–540]	520 [<500–610]	680 [550–810]
AIDS-related deaths (0–14)	<100 [<100– <100]	<100 [<100– <100]	<100 [<100– <100]
AIDS-related deaths (women, 15+)	<200 [<200– <200]	<200 [<200– <200]	<200 [<200– <500]
AIDS-related deaths (men, 15+)	<500 [<500– <500]	<500 [<500– <500]	<500 [<500–590]
People living with HIV			
People living with HIV (all ages)	14 000 [12 000–16 000]	19 000 [17 000–21 000]	25 000 [23 000–27 000]
People living with HIV (0–14)	<500 [<500– <500]	<500 [<500– <500]	<500 [<500–510]
People living with HIV (women, 15+)	4200 [3800–4800]	5500 [5000–6200]	7400 [6700–8200]
People living with HIV (men, 15+)	9800 [8500–11 000]	13 000 [11 000–14 000]	17 000 [15 000–19 000]

LAWS AND POLICIES

Laws criminalizing the transmission of, non-disclosure of or exposure to HIV transmission	Yes
Criminalization of sex work among consenting adults	Other punitive regulation of sex work
Criminalization of same-sex sexual acts	Laws penalizing same-sex sexual acts have been decriminalized or never existed
Drug use or possession for personal use is an offence	...
Criminalization of transgender people	Neither criminalized nor prosecuted
Laws or policies restricting the entry, stay and residence of people living with HIV	No
Parental consent for adolescents to access HIV testing	Yes, for adolescents younger than 16 years
Spousal consent for married women to access sexual and reproductive health services	No
Mandatory HIV testing for marriage, work or residence permits or for certain groups	Yes

STIGMA AND DISCRIMINATION

Percentage of women and men aged 15–49 years who report discriminatory attitudes towards people living with HIV

Percentage of people living with HIV denied health services because of their HIV status in the last 12 months

Percentage of people living with HIV who reported a health-care professional told others about their HIV status without their consent

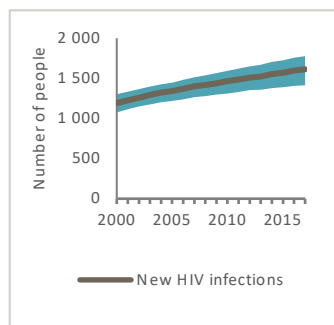
VIOLENCE

Proportion of ever-married or partnered women aged 15–49 years who experienced physical or sexual violence from a male intimate partner in the past 12 months

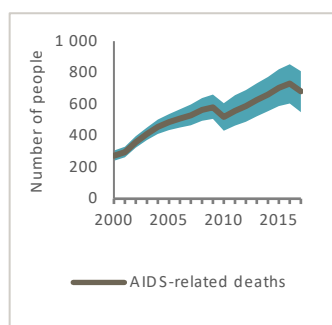
EXPENDITURES

	Financing sources					Total
	Domestic private	Domestic public	International: PEPFAR	International: Global Fund	International: all others	
Last available report: 2012	US\$ 25 136 198	US\$ 19 286 886	US\$ 2 020 143	US\$ 919 786	US\$ 25 796 641	US\$ 47 835 016

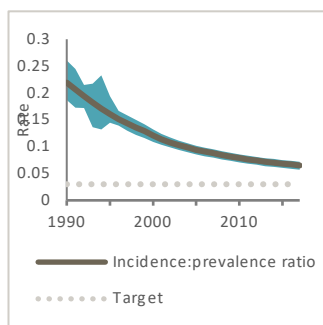
EPIDEMIC TRANSITION METRICS



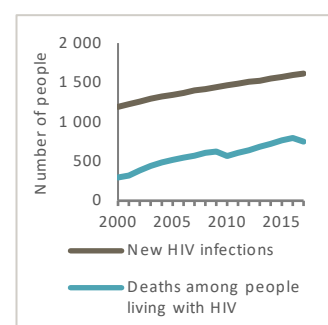
Change in new HIV infections since 2010 = 10%



Change in AIDS-related deaths since 2010 = 31%



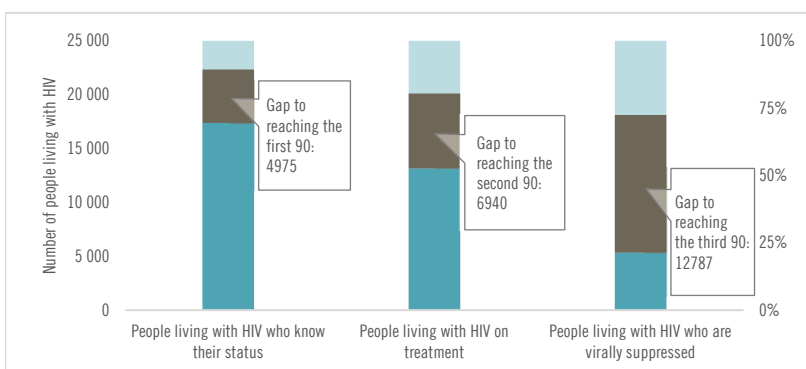
Incidence:prevalence ratio = 0.06



KEY POPULATIONS

	Sex workers	Gay men and other men who have sex with men	People who inject drugs	Transgender people	Prisoners
Estimated size of population	5 217	15 842	...	888	17 618
HIV prevalence	4.6%	12.1%	...	29.6%	0.8%
Know their HIV status	54.4%	94.4%	...	95.4%	
Antiretroviral therapy coverage	...	56.6%	...	34.6%	94%
Condom use	93.7%	75%	...	93.9%	
Coverage of HIV prevention programmes	99.4%	100%	...	99.4%	
Avoidance of health care because of stigma and discrimination	

HIV TESTING AND TREATMENT CASCADE



	70% [64–77%]	53% [48–58%]	21% [20–24%]
All ages			
Children (0–14)	>95% [>95– >95%]	51% [42–61%]	30% [25–36%]
Women (15+)	73% [66–81%]	55% [49–60%]	20% [18–22%]
Men (15+)	67% [60–75%]	52% [47–59%]	22% [20–25%]

Is antiretroviral therapy provided in community settings (such as outside health facilities) for people who are stable on antiretroviral therapy? No

ELIMINATION OF MOTHER-TO-CHILD TRANSMISSION

	2010	2017
Percentage of pregnant women living with HIV accessing antiretroviral medicines	50% [44–56%]	55% [49–60%]
Early infant diagnosis	30% [27–35%]	49% [45–56%]

HIV COMORBIDITIES

Estimated number of incident tuberculosis cases among people living with HIV (2016)	250 [160–360]
Proportion of people living with HIV newly enrolled in HIV care with active tuberculosis (2016)	...
Cervical cancer screening of women living with HIV	...
Proportion of people coinfectd with HIV and hepatitis B virus receiving combined treatment	...
Proportion of people coinfectd with HIV and hepatitis C virus starting hepatitis C treatment	...

HIV PREVENTION

Knowledge of HIV prevention among young people aged 15–24 years	
— Women	...
— Men	...
Condom use at last higher-risk sex (with a non-marital, non-cohabiting partner)	
— Women	...
— Men	...
Women aged 15–49 years who have their demand for family planning satisfied by modern methods	...
Men aged 15–49 years who are circumcised	Not applicable
Male circumcisions performed according to national standards	Not applicable
People who received PrEP at least once during the reporting period (2017)	...

Harm reduction

— Use of sterile injecting equipment at last injection	...
— Needles and syringes distributed per person who injects	...
— Coverage of opioid substitution therapy	...
— Naloxone available (2016)	No
— Safe injection rooms available (2016)	No

EPIDEMIC ESTIMATES

	2005	2010	2017
New HIV infections			
New HIV infections (all ages)	1600 [1000–2800]	1400 [860–2800]	1400 [640–4900]
New HIV infections (0–14)	<100 [<100– <200]	<100 [<100– <200]	<100 [<100– <200]
New HIV infections (women, 15+)	<500 [<500–810]	<500 [<500–750]	<500 [<200–1300]
New HIV infections (men, 15+)	1100 [660–2000]	960 [570–1900]	950 [<500–3300]
HIV incidence per 1000 population	0.28 [0.17–0.49]	0.23 [0.14–0.46]	0.2 [0.09–0.72]
AIDS-related deaths			
AIDS-related deaths (all ages)	... [...–...]	... [...–...]	... [...–...]
AIDS-related deaths (0–14)	... [...–...]	... [...–...]	... [...–...]
AIDS-related deaths (women, 15+)	... [...–...]	... [...–...]	... [...–...]
AIDS-related deaths (men, 15+)	... [...–...]	... [...–...]	... [...–...]
People living with HIV			
People living with HIV (all ages)	12 000 [6200–21 000]	16 000 [10 000–27 000]	20 000 [13 000–43 000]
People living with HIV (0–14)	<500 [<200– <500]	<500 [<200–570]	<500 [<500–700]
People living with HIV (women, 15+)	3400 [1800–6200]	4500 [3100–8300]	5900 [3800–12 000]
People living with HIV (men, 15+)	8300 [4300–14 000]	11 000 [7100–18 000]	14 000 [8500–30 000]

LAWS AND POLICIES

Laws criminalizing the transmission of, non-disclosure of or exposure to HIV transmission	No
Criminalization of sex work among consenting adults	Sex work is not subject to punitive regulations or is not criminalized
Criminalization of same-sex sexual acts	No penalty specified
Drug use or possession for personal use is an offence	Possession of drugs for personal use is specified as a criminal offence
Criminalization of transgender people	Neither criminalized nor prosecuted
Laws or policies restricting the entry, stay and residence of people living with HIV	Yes
Parental consent for adolescents to access HIV testing	No
Spousal consent for married women to access sexual and reproductive health services	No
Mandatory HIV testing for marriage, work or residence permits or for certain groups	No

STIGMA AND DISCRIMINATION

Percentage of women and men aged 15–49 years who report discriminatory attitudes towards people living with HIV

Percentage of people living with HIV denied health services because of their HIV status in the last 12 months **2016**
16.5

Percentage of people living with HIV who reported a health-care professional told others about their HIV status without their consent **2016**
19.8

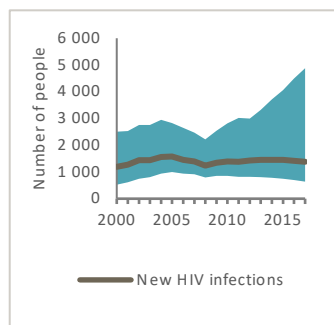
VIOLENCE

Proportion of ever-married or partnered women aged 15–49 years who experienced physical or sexual violence from a male intimate partner in the past 12 months

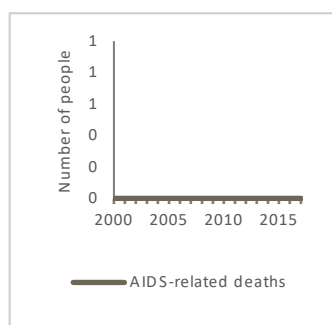
EXPENDITURES

	Financing sources					Total
	Domestic private	Domestic public	International: PEPFAR	International: Global Fund	International: all others	
Last available report: 2013	US\$ 1 133 010	US\$ 10 841 743	...	US\$ 2 932 872	...	US\$ 14 941 352

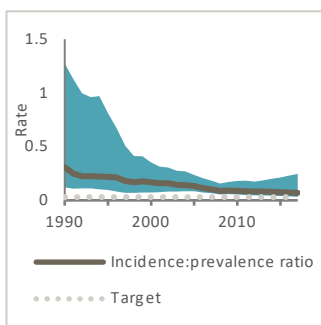
EPIDEMIC TRANSITION METRICS



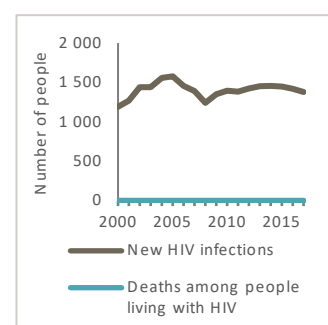
Change in new HIV infections since 2010 = **-1%**



Change in AIDS-related deaths since 2010 =



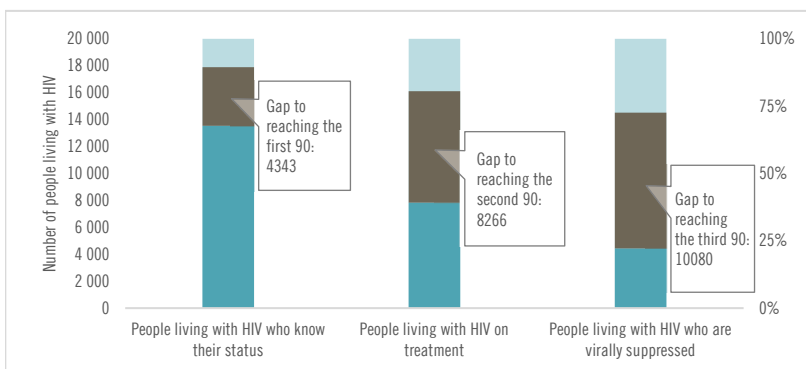
Incidence:prevalence ratio = **0.07**



KEY POPULATIONS

	Sex workers	Gay men and other men who have sex with men	People who inject drugs	Transgender people	Prisoners
Estimated size of population	5 180	15 868	...	719	...
HIV prevalence	1.34%	20.7%	...	23.03%	...
Know their HIV status	...	80.3%	...	86.9%	...
Antiretroviral therapy coverage	...	26.1%	...	60.7%	...
Condom use	96%	66.8%	44.7%	54.3%	...
Coverage of HIV prevention programmes
Avoidance of health care because of stigma and discrimination	5.8%	23.6%

HIV TESTING AND TREATMENT CASCADE



All ages	68% [43- >95%]	39% [25-85%]	22% [14-48%]
Children (0-14)	80% [46- >95%]	49% [28-90%]	20% [12-37%]
Women (15+)	85% [55- >95%]	44% [28-92%]	25% [16-52%]
Men (15+)	60% [38- >95%]	37% [23-82%]	21% [13-47%]

Is antiretroviral therapy provided in community settings (such as outside health facilities) for people who are stable on antiretroviral therapy? **No**

ELIMINATION OF MOTHER-TO-CHILD TRANSMISSION

	2010	2017
Percentage of pregnant women living with HIV accessing antiretroviral medicines	45% [31-73%]	61% [40- >95%]
Early infant diagnosis	27% [17-40%]	52% [26-80%]

HIV COMORBIDITIES

Estimated number of incident tuberculosis cases among people living with HIV (2016)	270 [170-390]
Proportion of people living with HIV newly enrolled in HIV care with active tuberculosis (2016)	10.1%
Cervical cancer screening of women living with HIV	...
Proportion of people coinfecting with HIV and hepatitis B virus receiving combined treatment (2017)	96.5%
Proportion of people coinfecting with HIV and hepatitis C virus starting hepatitis C treatment	...

HIV PREVENTION

Knowledge of HIV prevention among young people aged 15-24 years (2016)	
— Women	27.5%
— Men	...
Condom use at last higher-risk sex (with a non-marital, non-cohabiting partner)	
— Women	...
— Men	...
Women aged 15-49 years who have their demand for family planning satisfied by modern methods	...
Men aged 15-49 years who are circumcised	Not applicable
Male circumcisions performed according to national standards	Not applicable
People who received PrEP at least once during the reporting period (2017)	...

Harm reduction	
— Use of sterile injecting equipment at last injection (2016)	92.1%
— Needles and syringes distributed per person who injects	...
— Coverage of opioid substitution therapy	...
— Naloxone available (2016)	Yes
— Safe injection rooms available (2016)	No

EPIDEMIC ESTIMATES

	2005	2010	2017
New HIV infections			
New HIV infections (all ages)	4800 [3600–6400]	3300 [2100–5200]	2800 [1700–5200]
New HIV infections (0–14)	<500 [<500– <500]	<200 [<200– <500]	<100 [<100– <200]
New HIV infections (women, 15+)	1200 [880–1600]	760 [520–1200]	640 [<500–1200]
New HIV infections (men, 15+)	3300 [2500–4400]	2300 [1500–3700]	2100 [1300–3900]
HIV incidence per 1000 population	0.18 [0.13–0.24]	0.11 [0.07–0.18]	0.09 [0.05–0.16]
AIDS-related deaths			
AIDS-related deaths (all ages)	5200 [4100–7200]	2900 [2000–4200]	2100 [1200–3600]
AIDS-related deaths (0–14)	<500 [<500– <500]	<200 [<100– <500]	<100 [<100– <200]
AIDS-related deaths (women, 15+)	1500 [1200–1900]	750 [520–1100]	610 [<500–1100]
AIDS-related deaths (men, 15+)	3500 [2700–4700]	2000 [1400–2900]	1400 [810–2500]
People living with HIV			
People living with HIV (all ages)	73 000 [56 000–96 000]	69 000 [54 000–92 000]	72 000 [58 000–100 000]
People living with HIV (0–14)	2500 [2000–3200]	1900 [1500–2600]	1200 [880–1800]
People living with HIV (women, 15+)	20 000 [16 000–27 000]	20 000 [16 000–27 000]	20 000 [16 000–27 000]
People living with HIV (men, 15+)	50 000 [38 000–65 000]	48 000 [37 000–65 000]	51 000 [41 000–73 000]

LAWS AND POLICIES

Laws criminalizing the transmission of, non-disclosure of or exposure to HIV transmission	...
Criminalization of sex work among consenting adults	...
Criminalization of same-sex sexual acts	...
Drug use or possession for personal use is an offence	...
Criminalization of transgender people	...
Laws or policies restricting the entry, stay and residence of people living with HIV	...
Parental consent for adolescents to access HIV testing	Yes, for adolescents younger than 18 years
Spousal consent for married women to access sexual and reproductive health services	No
Mandatory HIV testing for marriage, work or residence permits or for certain groups	Yes

STIGMA AND DISCRIMINATION

Percentage of women and men aged 15–49 years who report discriminatory attitudes towards people living with HIV

2008

49.5*

Percentage of people living with HIV denied health services because of their HIV status in the last 12 months

Percentage of people living with HIV who reported a health-care professional told others about their HIV status without their consent

VIOLENCE

Proportion of ever-married or partnered women aged 15–49 years who experienced physical or sexual violence from a male intimate partner in the past 12 months

2011

2015

13.6

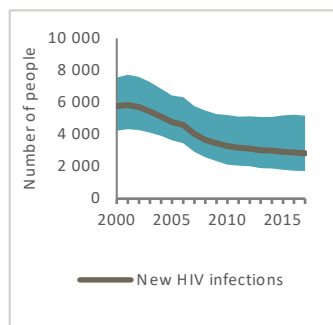
12.9

*Female respondents only

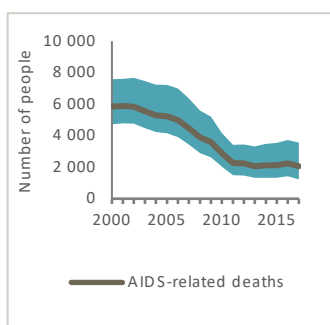
EXPENDITURES

	Financing sources					Total
	Domestic private	Domestic public	International: PEPFAR	International: Global Fund	International: all others	
Last available report: 2014	...	US\$ 78 148 248	US\$ 78 148 248

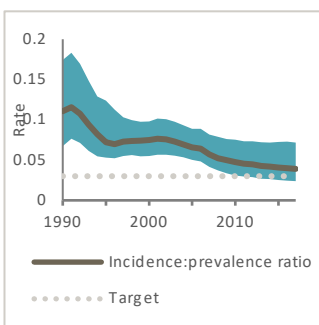
EPIDEMIC TRANSITION METRICS



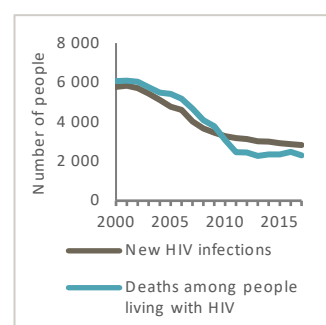
Change in new HIV infections since 2010 = **-14%**



Change in AIDS-related deaths since 2010 = **-29%**



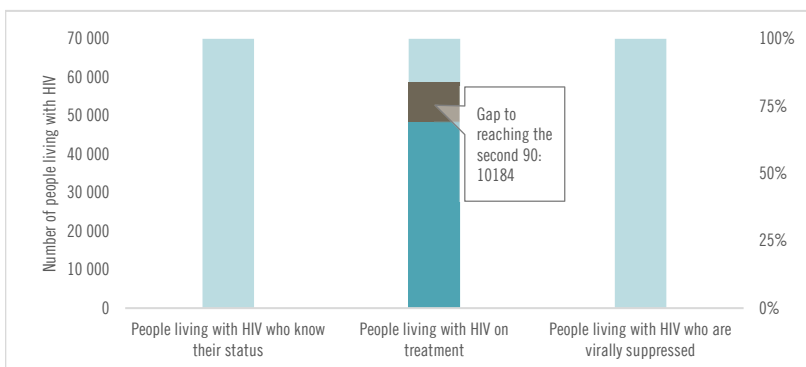
Incidence:prevalence ratio = **0.04**



KEY POPULATIONS

	Sex workers	Gay men and other men who have sex with men	People who inject drugs	Transgender people	Prisoners
Estimated size of population	67 201	252 004	...	33 640	82 023
HIV prevalence	1.3%	12.2%	...	15.6%	2%
Know their HIV status
Antiretroviral therapy coverage	79.8%
Condom use	90.5%	49.8%
Coverage of HIV prevention programmes
Avoidance of health care because of stigma and discrimination

HIV TESTING AND TREATMENT CASCADE



	...	67%	...
All ages	[...-...%]	[54-93%]	[...-...%]
Children (0-14)	[...-...%]	[57- >95%]	[...-...%]
Women (15+)	[...-...%]	[50-87%]	[...-...%]
Men (15+)	[...-...%]	[54- >95%]	[...-...%]

Is antiretroviral therapy provided in community settings (such as outside health facilities) for people who are stable on antiretroviral therapy? ...

ELIMINATION OF MOTHER-TO-CHILD TRANSMISSION

	2010	2017
Percentage of pregnant women living with HIV accessing antiretroviral medicines	39% [33-52%]	84% [69- >95%]
Early infant diagnosis	...% [...-...%]	78% [60-95%]

HIV COMORBIDITIES

Estimated number of incident tuberculosis cases among people living with HIV (2016)	2200 [1600-2800]
Proportion of people living with HIV newly enrolled in HIV care with active tuberculosis (2016)	15.4%
Cervical cancer screening of women living with HIV	...
Proportion of people coinfecting with HIV and hepatitis B virus receiving combined treatment (2017)	100%
Proportion of people coinfecting with HIV and hepatitis C virus starting hepatitis C treatment	...

HIV PREVENTION

Knowledge of HIV prevention among young people aged 15-24 years (2016)	
— Women	75.3%
— Men	0%
Condom use at last higher-risk sex (with a non-marital, non-cohabiting partner)	
— Women	...
— Men	...
Women aged 15-49 years who have their demand for family planning satisfied by modern methods (2012)	62.2%
Men aged 15-49 years who are circumcised	Not applicable
Male circumcisions performed according to national standards	Not applicable
People who received PrEP at least once during the reporting period (2017)	...

Harm reduction

— Use of sterile injecting equipment at last injection	...
— Needles and syringes distributed per person who injects	...
— Coverage of opioid substitution therapy	...
— Naloxone available (2016)	...
— Safe injection rooms available (2016)	...

EPIDEMIC ESTIMATES

	2005	2010	2017
New HIV infections			
New HIV infections (all ages)	660 [510–860]	770 [590–960]	670 [<500–900]
New HIV infections (0–14)	<100 [<100– <100]	<100 [<100– <100]	<100 [<100– <100]
New HIV infections (women, 15+)	<200 [<200– <500]	<200 [<200– <200]	<200 [<100– <200]
New HIV infections (men, 15+)	<500 [<500–640]	600 [<500–780]	530 [<500–730]
HIV incidence per 1000 population	0.2 [0.15–0.26]	0.23 [0.17–0.29]	0.19 [0.14–0.26]
AIDS-related deaths			
AIDS-related deaths (all ages)	<500 [<500–530]	540 [<500–660]	<500 [<500– <500]
AIDS-related deaths (0–14)	<100 [<100– <100]	<100 [<100– <100]	<100 [<100– <100]
AIDS-related deaths (women, 15+)	<200 [<100– <500]	<200 [<200– <500]	<100 [<100– <100]
AIDS-related deaths (men, 15+)	<500 [<200– <500]	<500 [<500– <500]	<500 [<200– <500]
People living with HIV			
People living with HIV (all ages)	9700 [8200–12 000]	10 000 [8800–12 000]	13 000 [11 000–15 000]
People living with HIV (0–14)	<200 [<100– <500]	<200 [<200– <500]	<100 [<100– <200]
People living with HIV (women, 15+)	3300 [2800–4200]	3200 [2700–3600]	3500 [3000–4000]
People living with HIV (men, 15+)	6300 [5200–7700]	7100 [6000–8400]	9100 [7500–11 000]

LAWS AND POLICIES

Laws criminalizing the transmission of, non-disclosure of or exposure to HIV transmission	No
Criminalization of sex work among consenting adults	Sex work is not subject to punitive regulations or is not criminalized
Criminalization of same-sex sexual acts	Laws penalizing same-sex sexual acts have been decriminalized or never existed
Drug use or possession for personal use is an offence	...
Criminalization of transgender people	Neither criminalized nor prosecuted
Laws or policies restricting the entry, stay and residence of people living with HIV	No
Parental consent for adolescents to access HIV testing	No
Spousal consent for married women to access sexual and reproductive health services	No
Mandatory HIV testing for marriage, work or residence permits or for certain groups	Yes

STIGMA AND DISCRIMINATION

Percentage of women and men aged 15–49 years who report discriminatory attitudes towards people living with HIV

Percentage of people living with HIV denied health services because of their HIV status in the last 12 months

Percentage of people living with HIV who reported a health-care professional told others about their HIV status without their consent

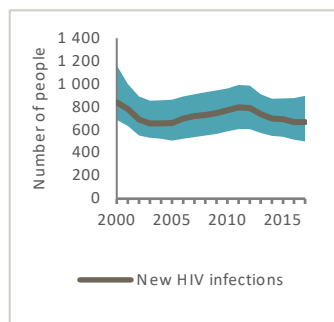
VIOLENCE

Proportion of ever-married or partnered women aged 15–49 years who experienced physical or sexual violence from a male intimate partner in the past 12 months

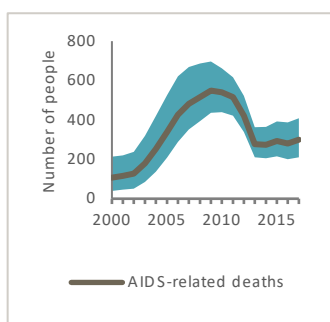
EXPENDITURES

	Financing sources					Total
	Domestic private	Domestic public	International: PEPFAR	International: Global Fund	International: all others	
Last available report: 2007	US\$ 6 543 398	US\$ 6 851 169	US\$ 291 464	US\$ 14 077 809

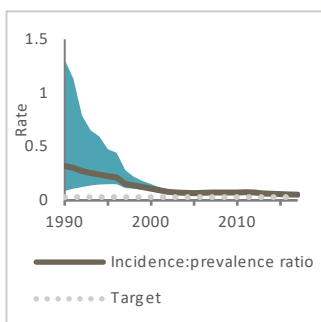
EPIDEMIC TRANSITION METRICS



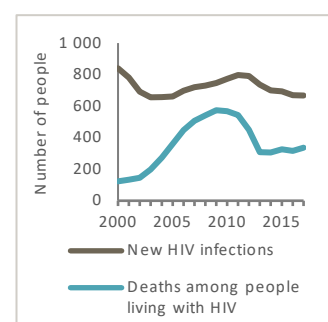
Change in new HIV infections since 2010 = **-13%**



Change in AIDS-related deaths since 2010 = **-44%**



Incidence:prevalence ratio = **0.05**



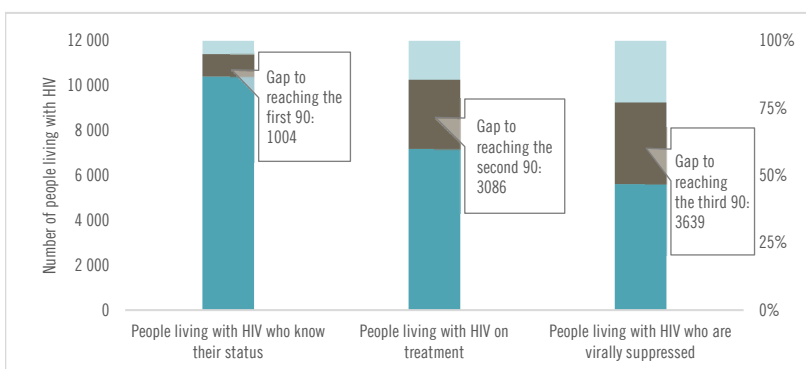
KEY POPULATIONS

	Sex workers	Gay men and other men who have sex with men	People who inject drugs	Transgender people	Prisoners
Estimated size of population	7 801	25 813	1 583	853	11 150
HIV prevalence	1.3%	1.3%
Know their HIV status
Antiretroviral therapy coverage
Condom use
Coverage of HIV prevention programmes
Avoidance of health care because of stigma and discrimination

HIV COMORBIDITIES

Estimated number of incident tuberculosis cases among people living with HIV (2016)	160 [140–190]
Proportion of people living with HIV newly enrolled in HIV care with active tuberculosis (2016)	...
Cervical cancer screening of women living with HIV	...
Proportion of people coinfecting with HIV and hepatitis B virus receiving combined treatment	...
Proportion of people coinfecting with HIV and hepatitis C virus starting hepatitis C treatment	...

HIV TESTING AND TREATMENT CASCADE



All ages	82% [69–94%]	57% [48–65%]	44% [37–51%]
Children (0–14)	>95% [>95–>95%]	>95% [>95–>95%]	71% [62–83%]
Women (15+)	85% [74–>95%]	66% [58–75%]	56% [49–63%]
Men (15+)	81% [67–>95%]	52% [43–62%]	40% [33–47%]

Is antiretroviral therapy provided in community settings (such as outside health facilities) for people who are stable on antiretroviral therapy? **No**

ELIMINATION OF MOTHER-TO-CHILD TRANSMISSION

	2010	2017
Percentage of pregnant women living with HIV accessing antiretroviral medicines	>95% [87–>95%]	>95% [93–>95%]
Early infant diagnosis	62% [54–73%]	>95% [>95–>95%]

HIV PREVENTION

Knowledge of HIV prevention among young people aged 15–24 years	...
— Women	...
— Men	...
Condom use at last higher-risk sex (with a non-marital, non-cohabiting partner)	...
— Women	...
— Men	...
Women aged 15–49 years who have their demand for family planning satisfied by modern methods	...
Men aged 15–49 years who are circumcised	Not applicable
Male circumcisions performed according to national standards	Not applicable
People who received PrEP at least once during the reporting period (2017)	28

Harm reduction

— Use of sterile injecting equipment at last injection	...
— Needles and syringes distributed per person who injects	...
— Coverage of opioid substitution therapy	...
— Naloxone available (2016)	No
— Safe injection rooms available (2016)	No

Caribbean

AT A GLANCE

1 Renewed commitment to combination prevention that is tailored to populations and locations with the greatest need is required to accelerate reductions in new HIV infections.

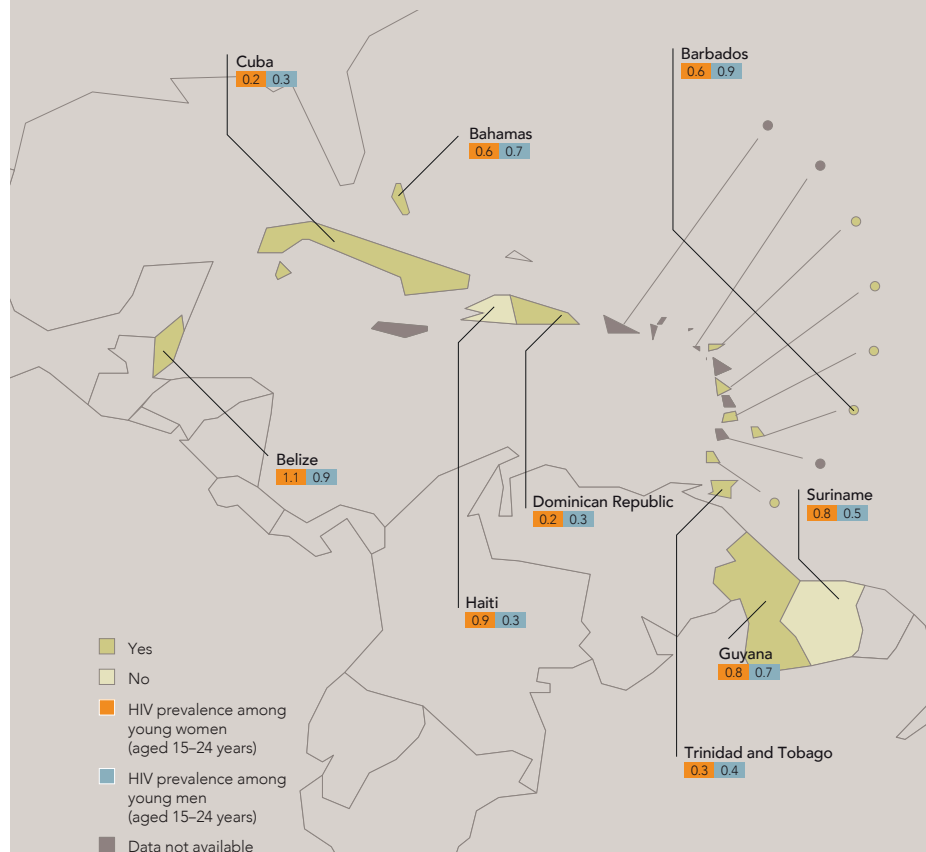
2 Particular emphasis must be placed on the knowledge and service access gaps facing young people, men and key populations in the Caribbean.

3 Stigma and discrimination and restrictive laws and policies hinder access to services for young people and some key populations.

4 There is a large gap in awareness of HIV status at the start of the HIV testing and treatment cascade.

5 Proven strategies for early diagnosis and treatment enrolment, retention and adherence must be applied and scaled up rapidly to achieve the 90–90–90 targets.

HIV prevalence among young men and women (aged 15–24 years) and the existence of education policies that guide delivery of life skills-based HIV and sexuality education in secondary schools, Caribbean, 2017



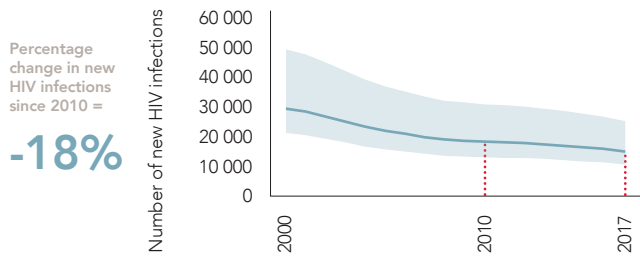
Source: UNAIDS 2018 estimates; 2017 National Commitments and Policy Instrument; United Nations Population Fund 2018 state of the art diagnosis of comprehensive sexuality education (CSE) implementation in the English- and Dutch-speaking Caribbean (unpublished).

Nearly 90% of new infections in the Caribbean in 2017 occurred in four countries—Cuba, Dominican Republic, Haiti and Jamaica—while 87% of deaths from AIDS-related illness occurred in Dominican Republic, Haiti and Jamaica.

Haiti alone accounts for nearly half of new HIV infections and deaths due to AIDS-related illness. It is one of the few countries in the region that does not provide comprehensive sexuality education in primary and secondary schools. Comprehensive sexuality education plays a central role in the preparation of adolescents and young people for a safe, productive and fulfilling life, and it is an important component of the HIV prevention package for young people.

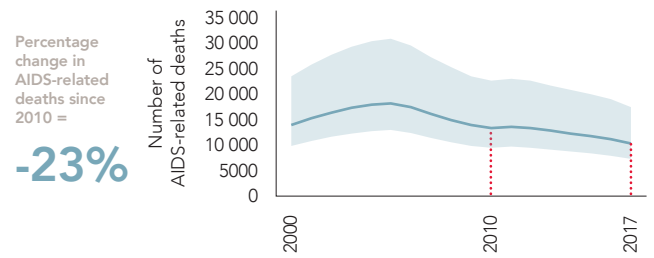
EPIDEMIC TRANSITION MEASURES

Number of new HIV infections, Caribbean, 2000–2017



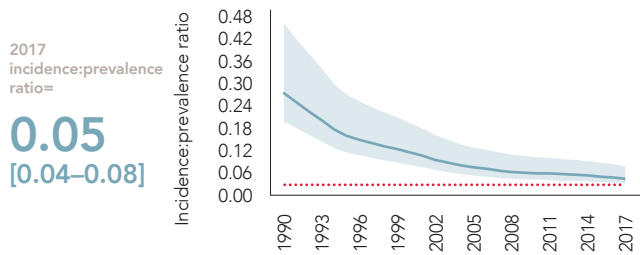
Source: UNAIDS 2018 estimates.

Number of AIDS-related deaths, Caribbean, 2000–2017



Source: UNAIDS 2018 estimates.

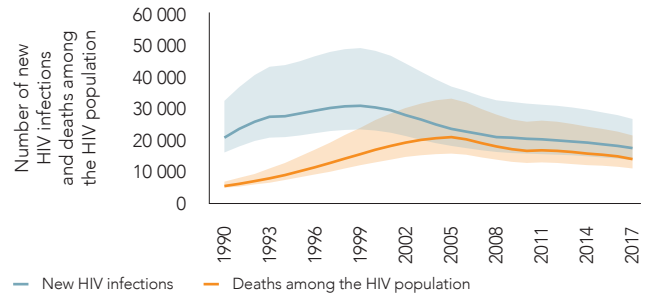
Incidence:prevalence ratio, Caribbean, 1990–2017



... Target value

Source: UNAIDS 2018 estimates.

Number of new HIV infections and deaths among the HIV population, Caribbean, 1990–2017

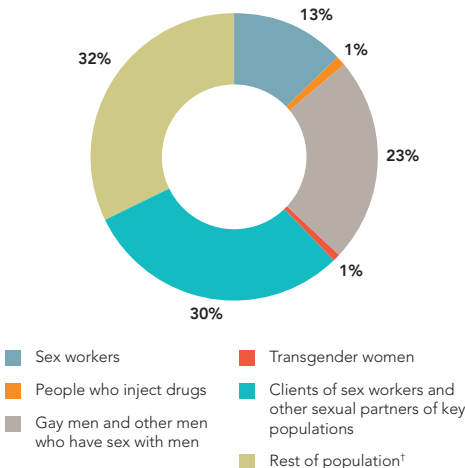


Source: UNAIDS 2018 estimates.

There has been moderate progress on both prevention and treatment in the Caribbean. The annual number of new HIV infections among adults in the Caribbean declined by about 18% from 2010 to 2017, from 19 000 [14 000–31 000] to 15 000 [11 000–26 000]. Deaths from AIDS-related illness declined by 23% (from 13 000 [9 300–22 000] to 10 000 [7 100–17 000]) over the same period. As a result, the region's incidence:prevalence ratio is edging towards the 0.03 epidemic transmission benchmark, reaching 0.05 [0.04–0.08] in 2017.

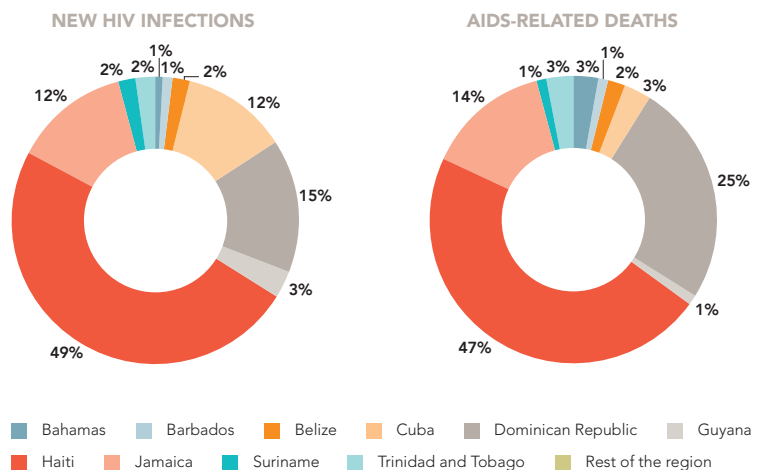
Gay men and other men who have sex with men accounted for nearly a quarter of new infections in 2017. Efforts to reach men and boys, and particularly gay men and other men who have sex with men, are constrained by health services insufficiently tailored to their needs and limited community-based services. In total, key populations and their sexual partners represented two thirds of new infections in the region.

Distribution of new HIV infections, by population group, Caribbean, 2017



† Individuals in this category did not report any HIV-related risk behaviour.
Source: UNAIDS special analysis, 2018.

Distribution of new HIV infections and AIDS-related deaths by country, Caribbean, 2017



Source: UNAIDS 2018 estimates.

LAWS AND POLICIES SCORECARD

Country	Criminalization of transgender people	Criminalization of sex work	Criminalization of same-sex sexual acts	Drug use or possession for personal use an offence	Parental consent for adolescents to access HIV testing	Spousal consent for married women to access SRH services	Laws criminalizing the transmission of, non-disclosure of or exposure to HIV transmission	Laws or policies restricting the entry, stay and residence of people living with HIV	Mandatory HIV testing for marriage, work or residence permits or for certain groups
Antigua and Barbuda	Red	Red	Orange	Red	Red	Green	Green	Green	
Bahamas	Green	Red	Green	Red	Red	Red	Red	Red	
Barbados	Green	Red	Orange (c)	Red	Red	Green	Green	Green	
Belize	Grey	Orange (a)	Orange (d)	Orange (e)	Orange (a)	Grey	Grey	Grey	
Cuba	Green	Green	Orange	Red	Orange	Green	Red	Red	
Dominica	Green	Red	Orange	Red	Red	Green	Green	Green	
Dominican Republic	Green	Green	Green	Red	Orange	Green	Red	Red	
Grenada	Grey	Orange (f)	Orange (b)	Orange (g)	Grey	Grey	Grey	Grey	
Guyana	Grey	Orange (a)	Orange (b)	Orange (h)	Orange (a)	Grey	Grey	Green	
Haiti	Green	Green	Green	Orange (i)	Orange (j)	Green	Green	Green	
Jamaica	Green	Red	Orange	Red	Orange	Green	Orange	Green	
Saint Kitts and Nevis	Grey	Grey	Orange (b)	Orange (k)	Red	Green	Grey	Red	
Saint Lucia	Green	Red	Orange	Orange (l)	Orange (a)	Green	Orange (m)	Green	
Saint Vincent and the Grenadines	Grey	Grey	Orange (b)	Orange (n)	Grey	Grey	Grey	Grey	
Suriname	Green	Red	Green	Red	Orange	Green	Red	Red	
Trinidad and Tobago	Grey	Orange (a)	Orange (b)	Orange (o)	Orange (p)	Grey	Grey	Grey	

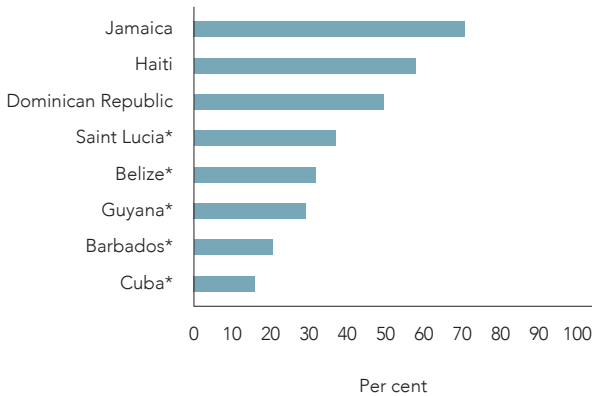
<p>Red: Criminalized and/or prosecuted</p> <p>Green: Neither criminalized nor prosecuted</p> <p>Grey: Data not available</p>
<p>Any criminalization or punitive regulation of sex work</p> <p>Red: Sex work is not subject to punitive regulations or is not criminalized</p> <p>Green: Issue is determined/differs at subnational level</p> <p>Grey: Data not available</p>
<p>Death penalty</p> <p>Red: Imprisonment (14 years–life, up to 14 years) or no penalty specified</p> <p>Orange: Laws penalizing same-sex sexual acts have been decriminalized or never existed, or no specific legislation</p> <p>Green: Data not available</p>
<p>Compulsory detention for drug offences</p> <p>Red: Possession of drugs for personal use is specified as a criminal offence or drug use or consumption is a specific offence in law</p> <p>Orange: Possession of drugs for personal use is specified as a non-criminal offence</p> <p>Green: Data not available</p>
<p>Yes, for adolescents younger than 18</p> <p>Orange: Yes, for adolescents younger than 14 and 16</p> <p>Green: Yes, for adolescents younger than 12</p> <p>Grey: No</p> <p>Grey: Data not available</p>
<p>Red: Yes</p> <p>Green: No</p> <p>Grey: Data not available</p>
<p>Red: Yes</p> <p>Orange: No, but prosecutions exist based on general criminal laws</p> <p>Green: No</p> <p>Grey: Data not available</p>
<p>Red: Yes</p> <p>Green: No</p> <p>Grey: Data not available</p>
<p>Red: Yes</p> <p>Green: No</p> <p>Grey: Data not available</p>

Note: Data on laws restricting the entry, stay and residence of people living with HIV are currently undergoing a global review that will involve country validation. An update is expected by the end of 2018.

Sources: National Commitment and Policy Instrument, 2017 and 2018; supplemented by additional sources where noted (see references at end of chapter).

STIGMA AND DISCRIMINATION

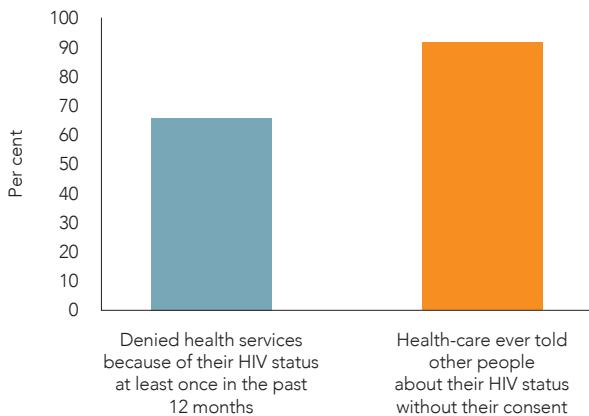
Percentage of men and women aged 15–49 years who would not buy vegetables from a shopkeeper living with HIV, Caribbean, most recent data, 2012–2016



*Female respondents only.

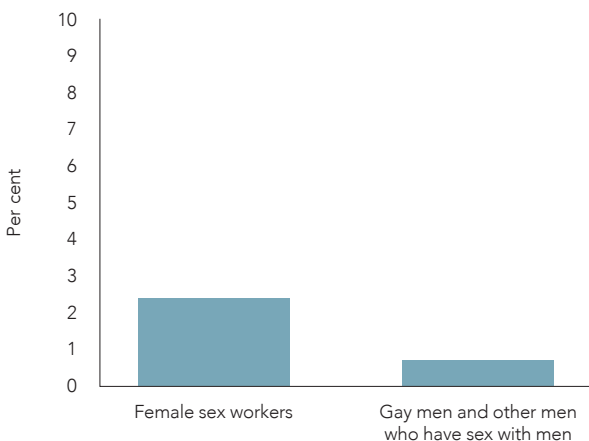
Source: Population-based surveys, 2012–2016.

Percentage of people living with HIV who experienced discrimination in health-care settings, Belize, 2013



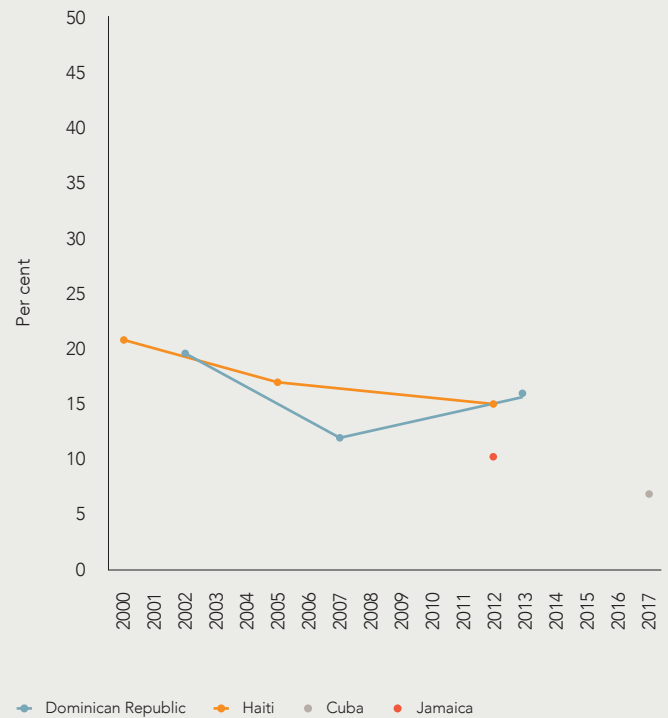
Source: People Living with HIV Stigma Index survey, Belize, 2013.

Percentage of key populations who reported having avoided HIV testing in the past 12 months due to stigma and discrimination, Cuba, 2017



Source: Integrated biological and behavioural surveys, 2017.

Percentage of ever-married or partnered women aged 15–49 years who experienced physical and/or sexual violence by an intimate partner in the past 12 months, countries with available data, Caribbean, 2000–2017



Source: Population-based surveys, 2000–2017.

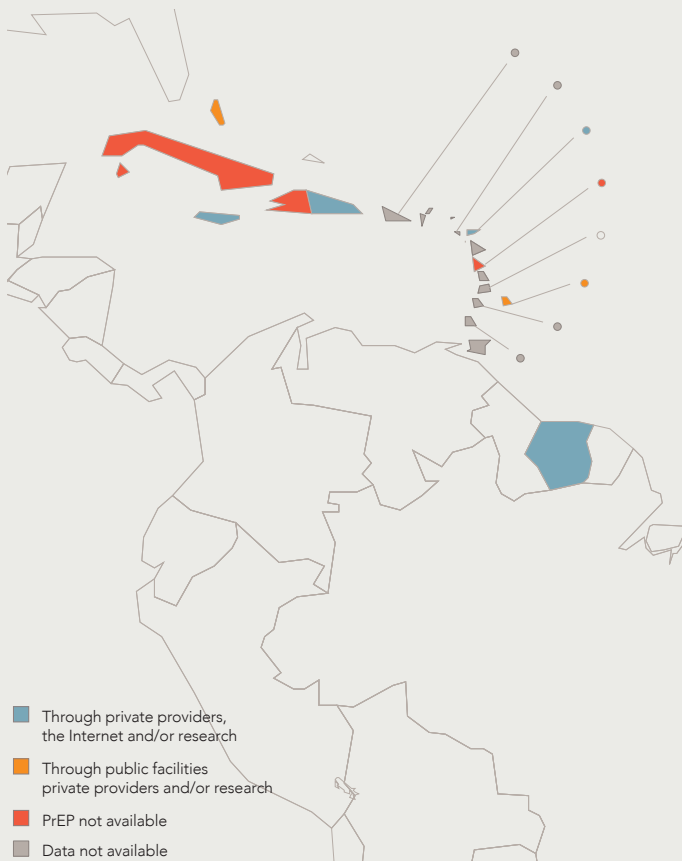
Large proportions of people in the Caribbean harbour misconceptions about HIV that fuel stigma and discrimination (1). In Jamaica, for example, 71% of people said they would not buy vegetables from a vendor who is living with HIV, as did 58% of people in Haiti and 49% of people in Dominican Republic (2).

There have been notable efforts to address the high levels of stigma and discrimination experienced by key populations in several Caribbean countries. A regional transgender coalition also has been established to coordinate advocacy around issues relating to human rights, social justice and HIV. Recent data from Cuba are encouraging: less than 1% of gay men and other men who have sex with men and about 2% of female sex workers reported avoiding taking an HIV test in the previous 12 months due to stigma and discrimination (3).

Intimate partner violence is a major concern. About one in six adult women surveyed in Dominican Republic and Haiti said they had recently experienced intimate partner violence (4). In Cuba, about 7% of adult women reported similar experiences.

COMBINATION HIV PREVENTION

Availability of pre-exposure prophylaxis (PrEP), Caribbean, 2018



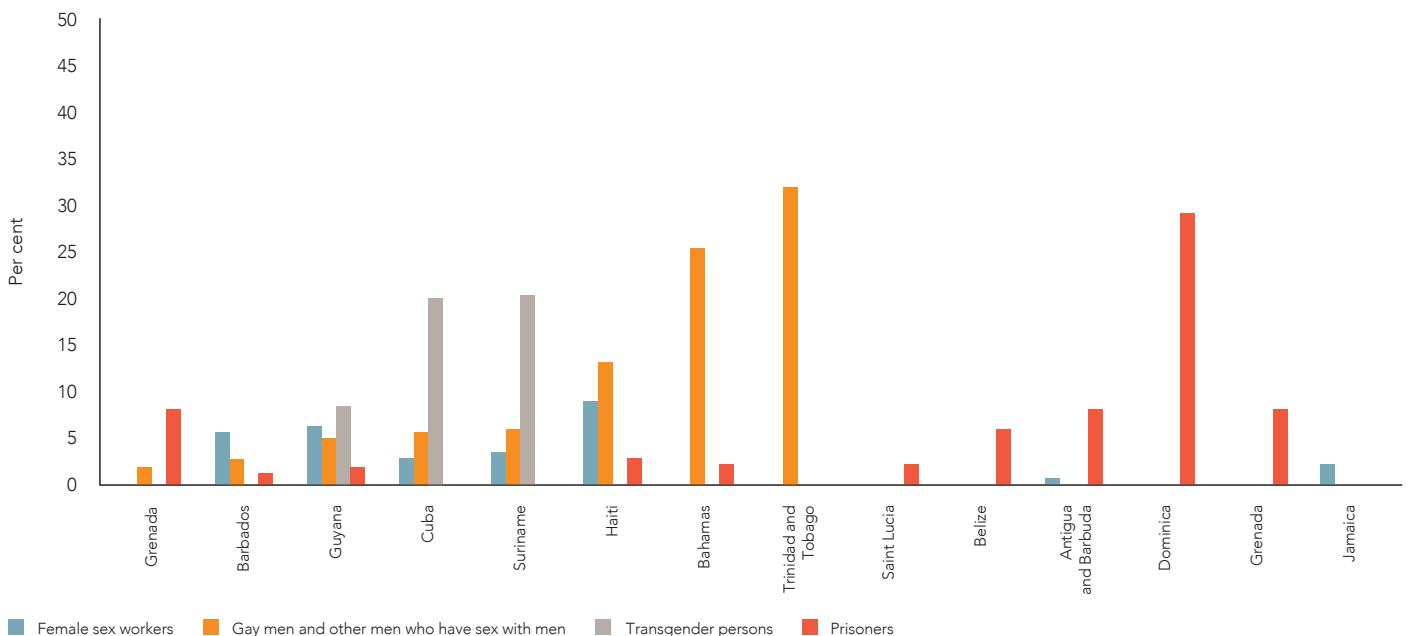
Levels of condom use at last sex with a non-regular partner among young men (aged 15–24 years) ranged from 67% (Belize) to 79% (Jamaica); among young women (aged 15–24 years), the range was 49% (Dominican Republic) to 57% (Jamaica).

HIV prevalence among gay men and other men who have sex with men is particularly high in Trinidad and Tobago (32%), Bahamas (25%) and Haiti (13%). Among transgender people, it is highest in Cuba (20%) and among prisoners, it is highest in Dominica (29%).

The Bahamas and Barbados were the only countries providing pre-exposure prophylaxis (PrEP) through the public health system in 2018, although PrEP is available through private providers in Dominican Republic, Jamaica and Suriname. It is not yet available in Cuba, Dominica or Haiti.

Source: 2017 and 2018 National Commitments and Policy Instrument.

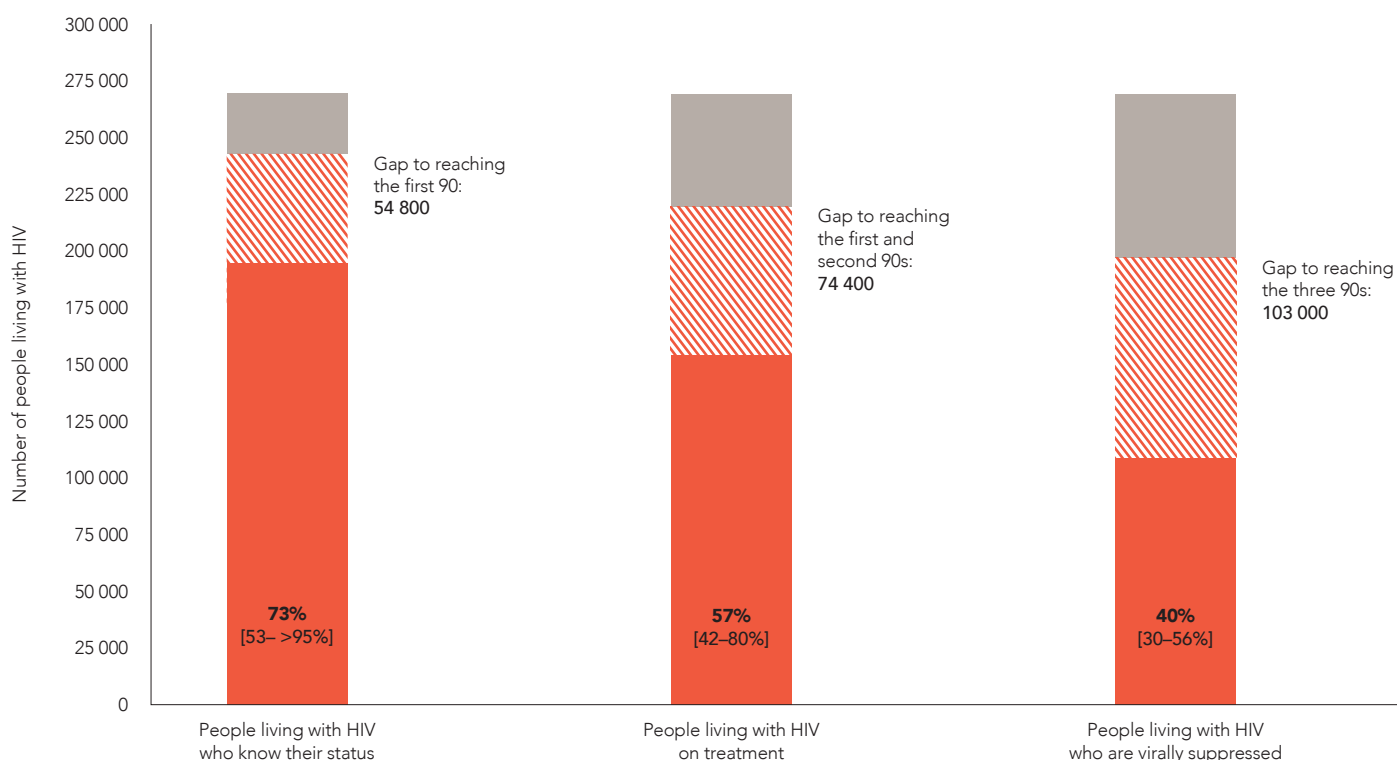
HIV prevalence among key populations, countries with available data, Caribbean, 2015–2017



Source: 2018 Global AIDS Monitoring.

HIV TESTING AND TREATMENT

HIV testing and treatment cascade, Caribbean, 2017



Source: UNAIDS special analysis, 2018; see annex on methods for more details.

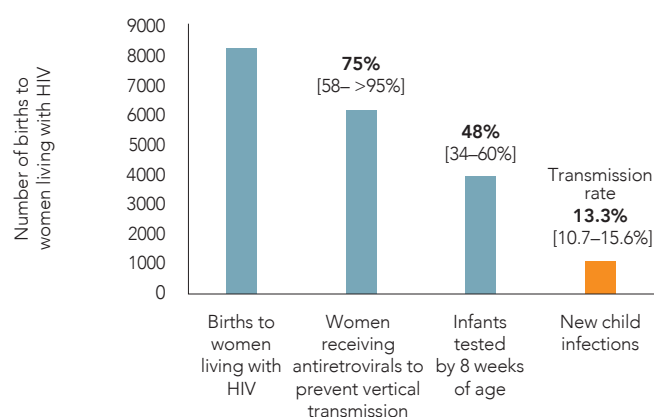
Among the 310 000 [260 000–420 000] people living with HIV in the Caribbean at the end of 2017, 73% [53–95%] were aware of their HIV status, an increase from 66% [48–92%] in 2016. The gap to achieving the first 90 of the 90–90–90 targets in 2017 was 54 800 people living with HIV.

About 181 000 [159 000–188 000] people in the region were accessing antiretroviral therapy in 2017, or 57% [42–80%] of all people living with HIV. The gap to achieving the first and second 90s of the 90–90–90 targets in 2017 was 74 700 people living with HIV.

The estimated percentage of people living with HIV who achieved viral suppression increased from 37% [27–51%] in 2016 to 40% [30–56%] in 2017. The gap to achieving all three 90s in 2017 was the viral suppression of an additional 103 000 people living with HIV.

ELIMINATION OF MOTHER-TO-CHILD TRANSMISSION

Cascade of services for preventing vertical transmission and transmission rate, Caribbean, 2017

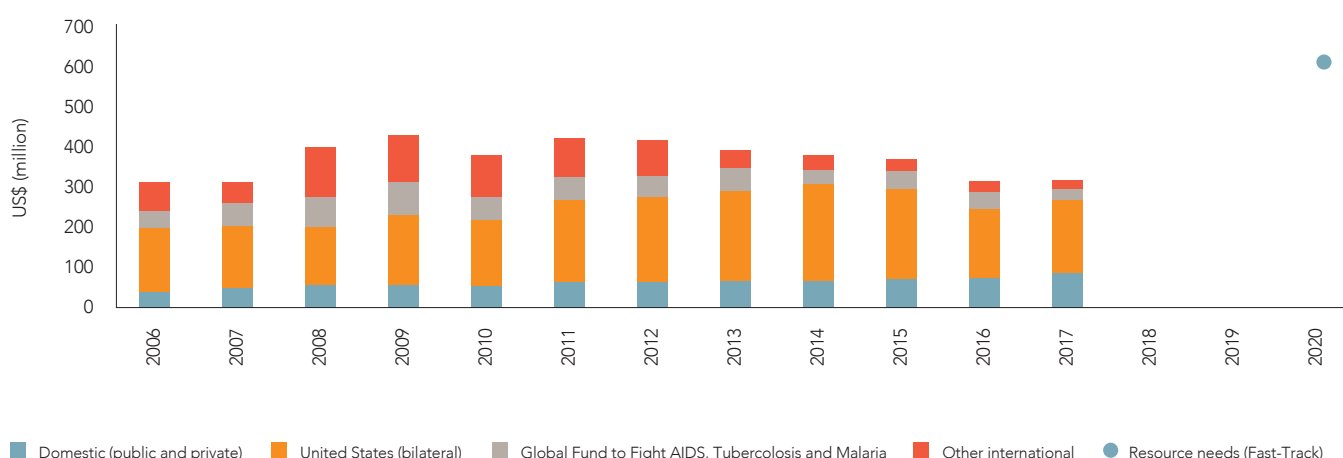


Source: UNAIDS 2018 estimates; 2018 Global AIDS Monitoring.

Seven countries and island states in the Caribbean have been validated as having eliminated mother-to-child transmission of HIV: Anguilla, Antigua and Barbuda, Bermuda, the Cayman Islands, Cuba, Montserrat and Saint Kitts and Nevis. The rate of mother-to-child transmission (including breastfeeding) in the Caribbean in 2017 was 13.3% [10.7–15.6%], among the lowest in the world and significantly lower than the 18.7 [15.2– 22.0] rate in 2010. Antiretroviral treatment prophylaxis to prevent vertical transmission of HIV and to protect the woman's own health was coverage was 75% [58– >95%] in 2017, and almost half (48%) of HIV-exposed infants received an early infant diagnosis before eight weeks of age.

INVESTMENT

HIV resource availability by source, 2000–2017, and projected resource needs by 2020, Caribbean



*Estimates for low- and middle-income countries per 2015 World Bank income level classification. All figures are expressed in constant 2016 US dollars.

Source: UNAIDS 2018 resource availability and needs estimates.

The financial resources available for HIV responses in the Caribbean increased until 2011; since then, it has declined, largely due to scaled back international support. Between 2006 and 2017, the availability of domestic resources increased 123.7%, while international resources have decreased by 16%. In 2017, the United States President's Emergency Plan for AIDS Relief (PEPFAR) provided 57% of the total HIV resources in the region; the Global Fund to Fight AIDS, Tuberculosis and Malaria (Global Fund) provided 8%.

The response in Haiti, with the largest epidemic in the region, is more than 90% externally funded and extremely reliant on international support. A UNAIDS analysis shows that Haiti would be unable to absorb even a moderate cut in donor financing (see Chapter 7).

In total, approximately US\$ 315 million was available for the Caribbean's HIV programmes in 2017, considerably less than the US\$ 604 million needed to finance the achievement of Fast-Track programme coverage targets by 2020. Domestic funding for prevention programmes is low.

References

1. People Living with HIV Stigma Index surveys, 2013–2016.
2. Demographic and Health Surveys, 2012–2016.
3. Integrated biological and behavioural surveys, 2017.
4. Demographic and Health Survey, 2012.

Additional sources for the laws and policies scorecard

- a. Sexual Rights Initiative database [database]. Sexual Rights Initiative; c2016 (<http://sexualrightsdatabase.org/map/21/Adult%20sex%20work>).
- b. State-sponsored homophobia. A world survey of sexual orientation laws: criminalisation, protection and recognition. ILGA; 2017 (https://ilga.org/downloads/2017/ILGA_State_Sponsored_Homophobia_2017_WEB.pdf).
- c. Barbados. Sexual Offences Act, 1992. Section 9 (<http://www2.ohchr.org/english/bodies/hrc/docs/ngos/lgbti2.pdf>).
- d. Belize. Criminal Code. Revised edition (2000). Section 53 (https://www.oas.org/juridico/mla/en/blz/en_blz-int-text-cc.pdf).
- e. Belize. Misuse of Drugs Act, Chapter 103. Revised edition (2000). Section 7 (http://www.cicad.oas.org/fortalecimiento_institucional/legislations/PDF/BZ/misuse_of_drugs_act.pdf).
- f. Grenada. Criminal Code, Chapter 72A (76 of 1958). Section 137 (30) (<https://prostitution.procon.org/sourcefiles/GrenadaCriminalCode.pdf>).
- g. Grenada. Drug Abuse (Prevention and Control) Act (7 of 1992). Chapter 84A, Sec. 6 (<http://www.easterncaribbeanlaw.com/wp-content/uploads/2014/07/Microsoft-Word-Cap84A-Drug-Abuse-Prevention-and-Control-Act.doc.pdf>).
- h. Republic of Guyana. Narcotic Drugs and Psychotropic Substances (Control) Act (2 of 1988). Chapter 10:10, Sec. 4 (<http://dpi.gov.gy/wp-content/uploads/2016/06/Cap.-1010-Narcotic-Drugs-and-Psychotropic-Substances-Control.pdf>).
- i. Loi Relative au Contrôle et à la Répression du Trafic Illicite de la Drogue du 4 Octobre 2001. Article 49 (https://www.unodc.org/res/cld/document/hti/loi-2001_html/LOI_RELATIVE_AU_CONTROLE_ET_A_LA_REPRESSION_DU_TRAFIC_ILLICITE_DE_LA_DROGUE.pdf).
- j. Normes et Directives Nationales pour le Conseil et le Dépistage du VIH. Republic of Haiti; December 2014:29 (<https://mspp.gouv.ht/site/downloads/NORMES%20ET%20DIRECTIVES%20NATIONALES%208%20juin%202015.pdf>).
- k. St Christopher and Nevis. Drugs (Prevention and Abatement of the Misuse and Abuse of Drugs) Act. Revised edition. Sec. 6(1) (http://www.easterncaribbeanlaw.com/wp-content/uploads/2014/08/drugs_act.pdf).
- l. Saint Lucia. Drugs (Prevention of Misuse) Act. Revised Edition (2008). Chapter 3.02. Sec. 8(1) (<http://www.easterncaribbeanlaw.com/wp-content/uploads/2014/07/Drugs-Prevention-of-Misuse-Act-Cap.3.02.pdf>).
- m. Saint Lucia. Criminal Code. Revised Edition (2005). Chapter 3.01. Sec. 140 (<http://www.govt.lc/www/legislation/Criminal%20Code.pdf>).
- n. Saint Vincent and the Grenadines. Drugs (Prevention of Misuse) Act. Revised edition 1990. Chapter 219. Sec. 7(1) (http://www.cicad.oas.org/fortalecimiento_institucional/legislations/PDF/VC/drugs_act.pdf).
- o. Republic of Trinidad and Tobago. Dangerous Drugs Act (38 of 1991). Chapter 11:25. Sec. 5 (http://rgd.legalaffairs.gov.tt/laws2/alphabetical_list/lawspdfs/11.25.pdf).
- p. National HIV testing and counselling policy. Port of Spain: Ministry of Health, Trinidad and Tobago; 2006 (www.health.gov.tt/downloads/DownloadItem.aspx?id=258).

EPIDEMIC ESTIMATES

	2005	2010	2017
New HIV infections			
New HIV infections (all ages)	<500 [<500– <500]	<500 [<200– <500]	<200 [<200– <200]
New HIV infections (0–14)	... [...–...]	... [...–...]	... [...–...]
New HIV infections (women, 15+)	<200 [<200– <200]	<100 [<100– <100]	<100 [<100– <100]
New HIV infections (men, 15+)	<200 [<200– <200]	<200 [<200– <200]	<100 [<100– <200]
HIV incidence per 1000 population	0.93 [0.84–1.02]	0.67 [0.57–0.77]	0.38 [0.3–0.45]
AIDS-related deaths			
AIDS-related deaths (all ages)	... [...–...]	... [...–...]	... [...–...]
AIDS-related deaths (0–14)	... [...–...]	... [...–...]	... [...–...]
AIDS-related deaths (women, 15+)	... [...–...]	... [...–...]	... [...–...]
AIDS-related deaths (men, 15+)	... [...–...]	... [...–...]	... [...–...]
People living with HIV			
People living with HIV (all ages)	5300 [4600–6100]	5700 [5000–6300]	5300 [4600–6000]
People living with HIV (0–14)	... [...–...]	... [...–...]	... [...–...]
People living with HIV (women, 15+)	2400 [2100–2800]	2600 [2400–3000]	2300 [2100–2700]
People living with HIV (men, 15+)	2800 [2300–3300]	2900 [2500–3400]	2800 [2400–3300]

LAWS AND POLICIES

Laws criminalizing the transmission of, non-disclosure of or exposure to HIV transmission	Yes
Criminalization of sex work among consenting adults	Selling and buying sexual services is criminalized
Criminalization of same-sex sexual acts	Laws penalizing same-sex sexual acts have been decriminalized or never existed
Drug use or possession for personal use is an offence	Possession of drugs for personal use is specified as a criminal offence
Criminalization of transgender people	Neither criminalized nor prosecuted
Laws or policies restricting the entry, stay and residence of people living with HIV	No
Parental consent for adolescents to access HIV testing	Yes, for adolescents younger than 18 years
Spousal consent for married women to access sexual and reproductive health services	Yes
Mandatory HIV testing for marriage, work or residence permits or for certain groups	Yes

STIGMA AND DISCRIMINATION

Percentage of women and men aged 15–49 years who report discriminatory attitudes towards people living with HIV

Percentage of people living with HIV denied health services because of their HIV status in the last 12 months

Percentage of people living with HIV who reported a health-care professional told others about their HIV status without their consent

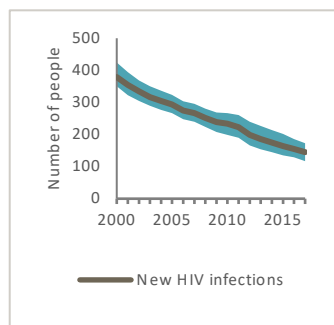
VIOLENCE

Proportion of ever-married or partnered women aged 15–49 years who experienced physical or sexual violence from a male intimate partner in the past 12 months

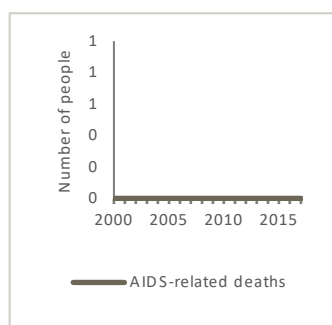
EXPENDITURES

	Financing sources					Total
	Domestic private	Domestic public	International: PEPFAR	International: Global Fund	International: all others	
Last available report: 2009	US\$ 12 749	US\$ 4 402 073	US\$ 301 889	US\$ 4 901 265

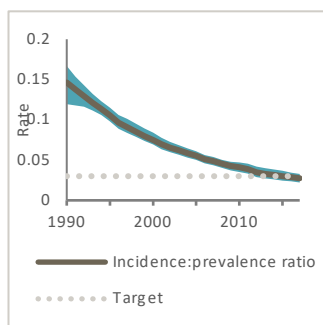
EPIDEMIC TRANSITION METRICS



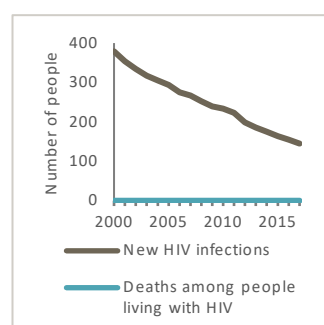
Change in new HIV infections since 2010 = **-38%**



Change in AIDS-related deaths since 2010 =



Incidence:prevalence ratio = **0.03**



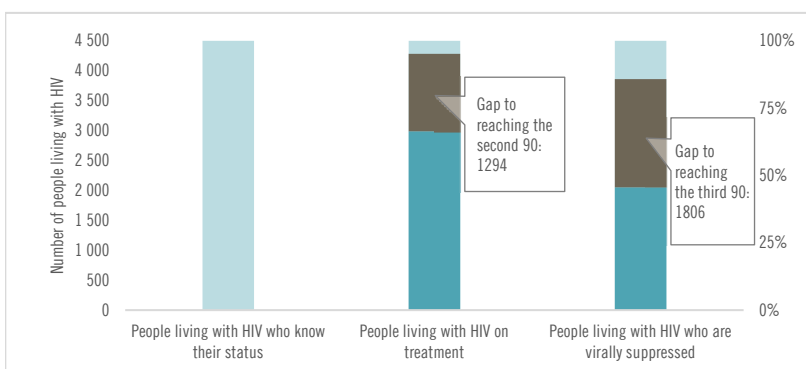
KEY POPULATIONS

	Sex workers	Gay men and other men who have sex with men	People who inject drugs	Transgender people	Prisoners
Estimated size of population	...	2 085
HIV prevalence	...	25%	2.2%
Know their HIV status	...	91%
Antiretroviral therapy coverage	71.4%
Condom use	...	63%
Coverage of HIV prevention programmes
Avoidance of health care because of stigma and discrimination

HIV COMORBIDITIES

Estimated number of incident tuberculosis cases among people living with HIV (2016)	41 [27–59]
Proportion of people living with HIV newly enrolled in HIV care with active tuberculosis (2016)	6.1%
Cervical cancer screening of women living with HIV	...
Proportion of people coinfecting with HIV and hepatitis B virus receiving combined treatment	...
Proportion of people coinfecting with HIV and hepatitis C virus starting hepatitis C treatment	...

HIV TESTING AND TREATMENT CASCADE



All ages	...% [...-...%]	57% [49–64%]	39% [34–44%]
Children (0–14)	...% [...-...%]	...% [...-...%]	...% [...-...%]
Women (15+)	...% [...-...%]	63% [56–71%]	46% [40–52%]
Men (15+)	...% [...-...%]	51% [43–59%]	34% [28–39%]

Is antiretroviral therapy provided in community settings (such as outside health facilities) for people who are stable on antiretroviral therapy? **No**

ELIMINATION OF MOTHER-TO-CHILD TRANSMISSION

	2010	2017
Percentage of pregnant women living with HIV accessing antiretroviral medicines	...% [...-...%]	...% [...-...%]
Early infant diagnosis	...% [...-...%]	...% [...-...%]

HIV PREVENTION

Knowledge of HIV prevention among young people aged 15–24 years (2014)	
— Women	2.8%
— Men	5.8%
Condom use at last higher-risk sex (with a non-marital, non-cohabiting partner)	
— Women	...
— Men	...
Women aged 15–49 years who have their demand for family planning satisfied by modern methods	...
Men aged 15–49 years who are circumcised	Not applicable
Male circumcisions performed according to national standards	Not applicable
People who received PrEP at least once during the reporting period (2017)	9

Harm reduction

— Use of sterile injecting equipment at last injection	...
— Needles and syringes distributed per person who injects	...
— Coverage of opioid substitution therapy	...
— Naloxone available (2016)	No
— Safe injection rooms available (2016)	No

EPIDEMIC ESTIMATES

	2005	2010	2017
New HIV infections			
New HIV infections (all ages)	<200 [<200– <500]	<200 [<200– <500]	<200 [<200– <200]
New HIV infections (0–14)	... [...–...]	... [...–...]	... [...–...]
New HIV infections (women, 15+)	<100 [<100– <100]	<100 [<100– <100]	<100 [<100– <100]
New HIV infections (men, 15+)	<200 [<200– <200]	<200 [<100– <200]	<200 [<100– <200]
HIV incidence per 1000 population	0.71 [0.62–0.78]	0.64 [0.55–0.74]	0.57 [0.47–0.68]
AIDS-related deaths			
AIDS-related deaths (all ages)	<100 [<100– <100]	<100 [<100– <100]	<100 [<100– <100]
AIDS-related deaths (0–14)	... [...–...]	... [...–...]	... [...–...]
AIDS-related deaths (women, 15+)	<100 [<100– <100]	<100 [<100– <100]	<100 [<100– <100]
AIDS-related deaths (men, 15+)	<100 [<100– <100]	<100 [<100– <100]	<100 [<100– <100]
People living with HIV			
People living with HIV (all ages)	1300 [1100–1400]	2000 [1800–2300]	2700 [2400–3000]
People living with HIV (0–14)	... [...–...]	... [...–...]	... [...–...]
People living with HIV (women, 15+)	<500 [<500– <500]	600 [540–680]	860 [770–950]
People living with HIV (men, 15+)	900 [780–1000]	1400 [1200–1600]	1800 [1600–2100]

LAWS AND POLICIES

Laws criminalizing the transmission of, non-disclosure of or exposure to HIV transmission	No
Criminalization of sex work among consenting adults	Selling and buying sexual services is criminalized
Criminalization of same-sex sexual acts	...
Drug use or possession for personal use is an offence	Drug use or consumption is a specific offence in law
Criminalization of transgender people	Neither criminalized nor prosecuted
Laws or policies restricting the entry, stay and residence of people living with HIV	No
Parental consent for adolescents to access HIV testing	Yes, for adolescents younger than 18 years
Spousal consent for married women to access sexual and reproductive health services	No
Mandatory HIV testing for marriage, work or residence permits or for certain groups	No

STIGMA AND DISCRIMINATION

Percentage of women and men aged 15–49 years who report discriminatory attitudes towards people living with HIV

Percentage of people living with HIV denied health services because of their HIV status in the last 12 months

Percentage of people living with HIV who reported a health-care professional told others about their HIV status without their consent

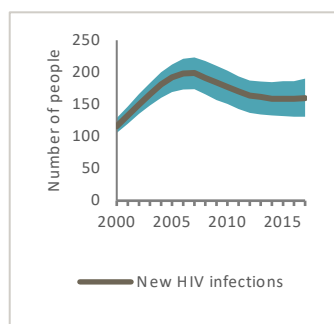
VIOLENCE

Proportion of ever-married or partnered women aged 15–49 years who experienced physical or sexual violence from a male intimate partner in the past 12 months

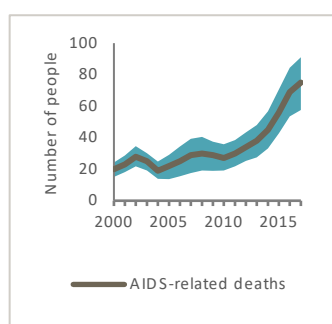
EXPENDITURES

	Financing sources					Total
	Domestic private	Domestic public	International: PEPFAR	International: Global Fund	International: all others	
Last available report: 2013	...	US\$ 5 478 563	US\$ 235 742	...	US\$ 10 256 837	US\$ 15 971 143

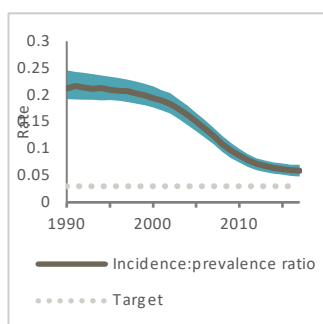
EPIDEMIC TRANSITION METRICS



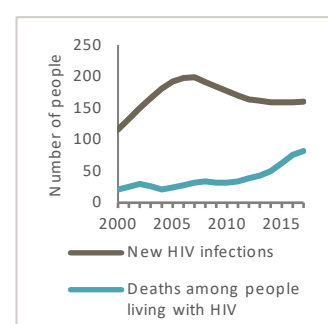
Change in new HIV infections since 2010 = -10%



Change in AIDS-related deaths since 2010 = 178%



Incidence:prevalence ratio = 0.06



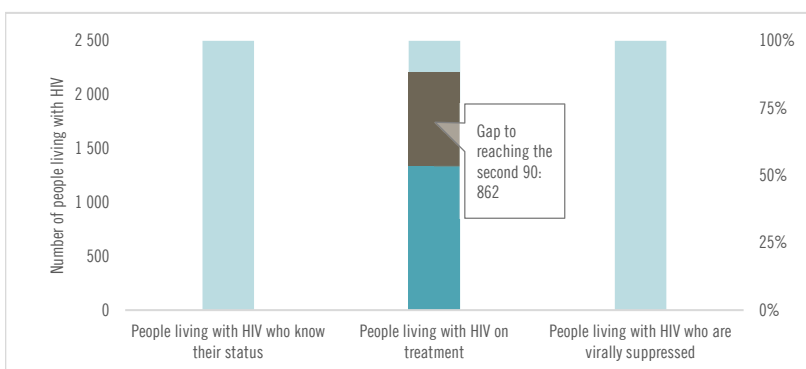
KEY POPULATIONS

	Sex workers	Gay men and other men who have sex with men	People who inject drugs	Transgender people	Prisoners
Estimated size of population	...	2 618
HIV prevalence	0%	2.8%	1.3%
Know their HIV status
Antiretroviral therapy coverage	...	35.3%	1.4%
Condom use	...	58.2%
Coverage of HIV prevention programmes
Avoidance of health care because of stigma and discrimination

HIV COMORBIDITIES

Estimated number of incident tuberculosis cases among people living with HIV (2016)	3 [3-4]
Proportion of people living with HIV newly enrolled in HIV care with active tuberculosis (2016)	0%
Women who tested positive for HIV among those screened for cervical cancer (programme data) (2017)	2.3%
Proportion of people coinfectd with HIV and hepatitis B virus receiving combined treatment (2017)	0%
Proportion of people coinfectd with HIV and hepatitis C virus starting hepatitis C treatment (2017)	0%

HIV TESTING AND TREATMENT CASCADE



	...	49%	...
All ages	[...-...%]	[43-55%]	[...-...%]
Children (0-14)	[...-...%]	[...-...%]	[...-...%]
Women (15+)	[...-...%]	[59-73%]	[43-53%]
Men (15+)	[...-...%]	[36-48%]	[25-34%]

Is antiretroviral therapy provided in community settings (such as outside health facilities) for people who are stable on antiretroviral therapy?	No
---	----

ELIMINATION OF MOTHER-TO-CHILD TRANSMISSION

	2010	2017
Percentage of pregnant women living with HIV accessing antiretroviral medicines	...% [...-...%]	...% [...-...%]
Early infant diagnosis	...% [...-...%]	...% [...-...%]

HIV PREVENTION

Knowledge of HIV prevention among young people aged 15-24 years (2014)	
— Women	47.6%
— Men	44.8%
Condom use at last higher-risk sex (with a non-marital, non-cohabiting partner) (2017)	
— Women	19.7%
— Men	42.1%
Women aged 15-49 years who have their demand for family planning satisfied by modern methods	...
Men aged 15-49 years who are circumcised	Not applicable
Male circumcisions performed according to national standards	Not applicable
People who received PrEP at least once during the reporting period (2017)	1

Harm reduction

— Use of sterile injecting equipment at last injection	...
— Needles and syringes distributed per person who injects	...
— Coverage of opioid substitution therapy	...
— Naloxone available (2016)	...
— Safe injection rooms available (2016)	...

EPIDEMIC ESTIMATES

	2005	2010	2017
New HIV infections			
New HIV infections (all ages)	<500 [<500–4600]	<500 [<500–4700]	<500 [<500–4900]
New HIV infections (0–14)	<100 [<100–660]	<100 [<100–900]	<100 [<100–580]
New HIV infections (women, 15+)	<200 [<100–1900]	<200 [<200–2000]	<200 [<200–2000]
New HIV infections (men, 15+)	<200 [<200–2200]	<200 [<200–2200]	<200 [<200–2000]
HIV incidence per 1000 population	0.9 [0.85–21.29]	0.88 [0.83–20.51]	0.93 [0.87–19.92]
AIDS-related deaths			
AIDS-related deaths (all ages)	<100 [<100–2200]	<100 [<100–2500]	<200 [<200–3700]
AIDS-related deaths (0–14)	<100 [<100– <500]	<100 [<100–830]	<100 [<100–820]
AIDS-related deaths (women, 15+)	<100 [<100–830]	<100 [<100–940]	<100 [<100–1600]
AIDS-related deaths (men, 15+)	<100 [<100–1000]	<100 [<100–1300]	<100 [<100–1800]
People living with HIV			
People living with HIV (all ages)	2200 [2000–45 000]	3100 [2800–52 000]	4500 [4000–58 000]
People living with HIV (0–14)	<100 [<100–3700]	<100 [<100–3200]	<200 [<100–3600]
People living with HIV (women, 15+)	980 [880–20 000]	1400 [1300–24 000]	2000 [1900–27 000]
People living with HIV (men, 15+)	1200 [1000–22 000]	1600 [1400–25 000]	2300 [2100–29 000]

LAWS AND POLICIES

Laws criminalizing the transmission of, non-disclosure of or exposure to HIV transmission	...
Criminalization of sex work among consenting adults	...
Criminalization of same-sex sexual acts	...
Drug use or possession for personal use is an offence	...
Criminalization of transgender people	...
Laws or policies restricting the entry, stay and residence of people living with HIV	...
Parental consent for adolescents to access HIV testing	...
Spousal consent for married women to access sexual and reproductive health services	...
Mandatory HIV testing for marriage, work or residence permits or for certain groups	...

STIGMA AND DISCRIMINATION

	2006	2016
Percentage of women and men aged 15–49 years who report discriminatory attitudes towards people living with HIV	42.1*	31.9
Percentage of people living with HIV denied health services because of their HIV status in the last 12 months		2013 6.6
Percentage of people living with HIV who reported a health-care professional told others about their HIV status without their consent		2013 9.2

VIOLENCE

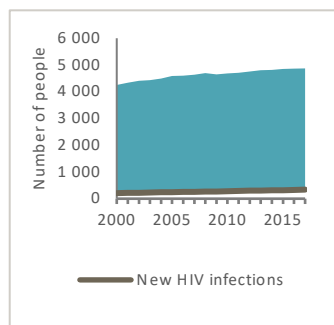
Proportion of ever-married or partnered women aged 15–49 years who experienced physical or sexual violence from a male intimate partner in the past 12 months

*Female respondents only

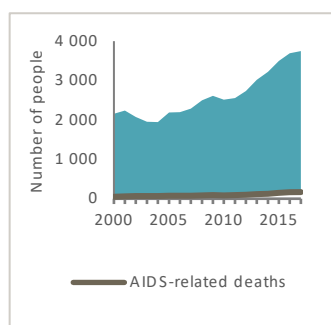
EXPENDITURES

	Financing sources					Total
	Domestic private	Domestic public	International: PEPFAR	International: Global Fund	International: all others	
Last available report: 2012	US\$ 118 050	US\$ 832 345	US\$ 555 482	US\$ 517 357	US\$ 640 356	US\$ 2 836 772

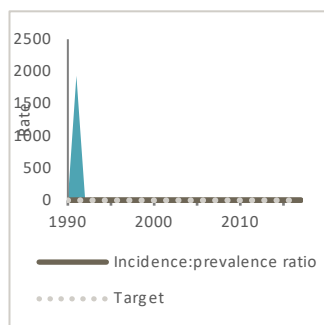
EPIDEMIC TRANSITION METRICS



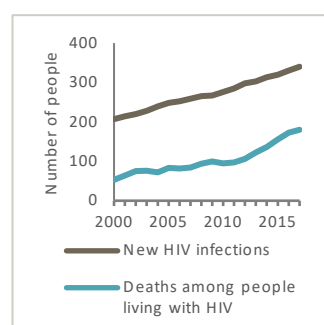
Change in new HIV infections since 2010 = 23%



Change in AIDS-related deaths since 2010 = 91%



Incidence:prevalence ratio = 0.08



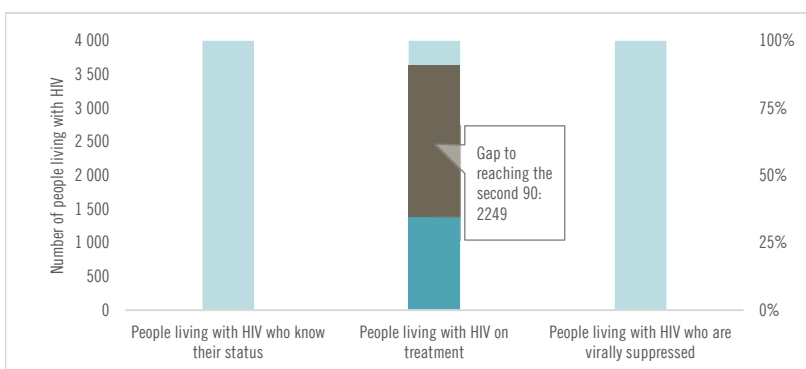
KEY POPULATIONS

	Sex workers	Gay men and other men who have sex with men	People who inject drugs	Transgender people	Prisoners
Estimated size of population	1 415
HIV prevalence	5.8%
Know their HIV status	...	44.3%
Antiretroviral therapy coverage
Condom use	...	81.4%	...	85.7%	...
Coverage of HIV prevention programmes
Avoidance of health care because of stigma and discrimination

HIV COMORBIDITIES

Estimated number of incident tuberculosis cases among people living with HIV (2016)	40 [26–57]
Proportion of people living with HIV newly enrolled in HIV care with active tuberculosis (2016)	4%
Cervical cancer screening of women living with HIV	...
Proportion of people coinfecting with HIV and hepatitis B virus receiving combined treatment	...
Proportion of people coinfecting with HIV and hepatitis C virus starting hepatitis C treatment	...

HIV TESTING AND TREATMENT CASCADE



	...	31% [28– >95%]	...
All ages	[...–...%]		[...–...%]
Children (0–14)	[...–...%]	61% [52– >95%]	[...–...%]
Women (15+)	[...–...%]	32% [29– >95%]	[...–...%]
Men (15+)	[...–...%]	28% [25– >95%]	[...–...%]

Is antiretroviral therapy provided in community settings (such as outside health facilities) for people who are stable on antiretroviral therapy? ...

ELIMINATION OF MOTHER-TO-CHILD TRANSMISSION

	2010	2017
Percentage of pregnant women living with HIV accessing antiretroviral medicines	74% [63– >95%]	41% [37– >95%]
Early infant diagnosis	75% [3–88%]	36% [2–40%]

HIV PREVENTION

Knowledge of HIV prevention among young people aged 15–24 years (2016)	
— Women	41.4%
— Men	45%
Condom use at last higher-risk sex (with a non-marital, non-cohabiting partner)	
— Women	...
— Men	...
Women aged 15–49 years who have their demand for family planning satisfied by modern methods	...
Men aged 15–49 years who are circumcised	Not applicable
Male circumcisions performed according to national standards	Not applicable
People who received PrEP at least once during the reporting period (2017)	...
Harm reduction	
— Use of sterile injecting equipment at last injection	...
— Needles and syringes distributed per person who injects	...
— Coverage of opioid substitution therapy	...
— Naloxone available (2016)	...
— Safe injection rooms available (2016)	...

EPIDEMIC ESTIMATES

	2005	2010	2017
New HIV infections			
New HIV infections (all ages)	1400 [1200–1600]	2200 [1800–2500]	1800 [1500–2200]
New HIV infections (0–14)	<100 [<100– <100]	<100 [<100– <100]	<100 [<100– <100]
New HIV infections (women, 15+)	<500 [<500– <500]	620 [540–710]	520 [<500–620]
New HIV infections (men, 15+)	1000 [820–1200]	1500 [1200–1800]	1300 [990–1600]
HIV incidence per 1000 population	0.13 [0.11–0.14]	0.2 [0.17–0.22]	0.17 [0.14–0.19]
AIDS-related deaths			
AIDS-related deaths (all ages)	<200 [<100– <200]	<500 [<200– <500]	<500 [<500– <500]
AIDS-related deaths (0–14)	<100 [<100– <100]	<100 [<100– <100]	<100 [<100– <100]
AIDS-related deaths (women, 15+)	<100 [<100– <100]	<100 [<100– <200]	<200 [<200– <200]
AIDS-related deaths (men, 15+)	<100 [<100– <200]	<200 [<100– <500]	<200 [<100– <500]
People living with HIV			
People living with HIV (all ages)	9000 [8000–10 000]	17 000 [15 000–19 000]	30 000 [26 000–33 000]
People living with HIV (0–14)	<100 [<100– <100]	<100 [<100– <100]	<100 [<100– <100]
People living with HIV (women, 15+)	2500 [2200–2800]	4700 [4200–5300]	8000 [7100–9000]
People living with HIV (men, 15+)	6500 [5600–7500]	12 000 [11 000–14 000]	21 000 [19 000–25 000]

LAWS AND POLICIES

Laws criminalizing the transmission of, non-disclosure of or exposure to HIV transmission	Yes
Criminalization of sex work among consenting adults	Sex work is not subject to punitive regulations or is not criminalized
Criminalization of same-sex sexual acts	No penalty specified
Drug use or possession for personal use is an offence	Possession of drugs for personal use is specified as a criminal offence
Criminalization of transgender people	Neither criminalized nor prosecuted
Laws or policies restricting the entry, stay and residence of people living with HIV	Yes
Parental consent for adolescents to access HIV testing	Yes, for adolescents younger than 14 years
Spousal consent for married women to access sexual and reproductive health services	No
Mandatory HIV testing for marriage, work or residence permits or for certain groups	Yes

STIGMA AND DISCRIMINATION

	2006	2014
Percentage of women and men aged 15–49 years who report discriminatory attitudes towards people living with HIV	22.4*	16.4

Percentage of people living with HIV denied health services because of their HIV status in the last 12 months

Percentage of people living with HIV who reported a health-care professional told others about their HIV status without their consent

VIOLENCE

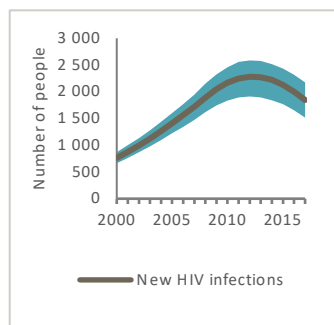
Proportion of ever-married or partnered women aged 15–49 years who experienced physical or sexual violence from a male intimate partner in the past 12 months	2017	6.8
---	------	-----

*Female respondents only

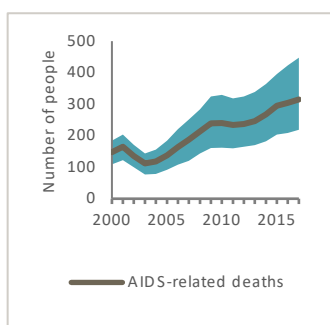
EXPENDITURES

	Financing sources					Total
	Domestic private	Domestic public	International: PEPFAR	International: Global Fund	International: all others	
Last available report: 2013	...	US\$ 63 807 290	...	US\$ 5 927 082	...	US\$ 69 734 372

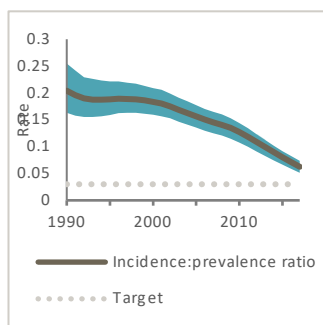
EPIDEMIC TRANSITION METRICS



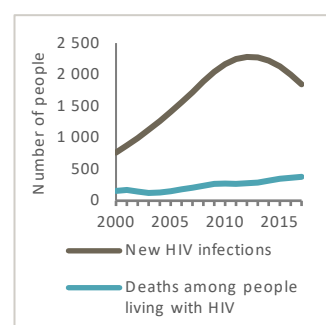
Change in new HIV infections since 2010 = **-15%**



Change in AIDS-related deaths since 2010 = **31%**



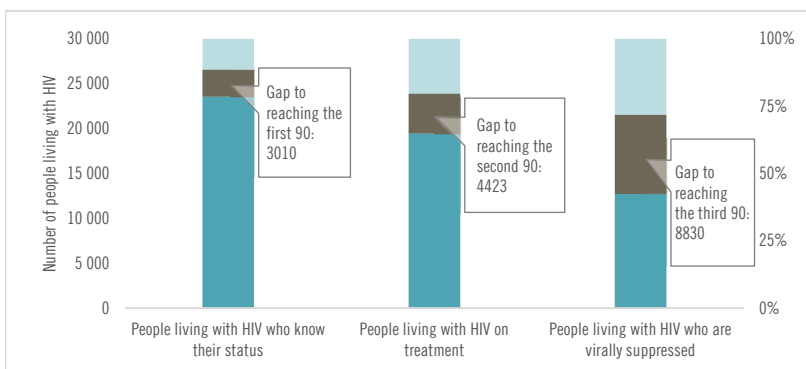
Incidence:prevalence ratio = **0.06**



KEY POPULATIONS

	Sex workers	Gay men and other men who have sex with men	People who inject drugs	Transgender people	Prisoners
Estimated size of population	82 451	279 249	...	3 700	...
HIV prevalence	2.8%	5.6%	...	19.7%	...
Know their HIV status
Antiretroviral therapy coverage	86.7%	83.4%	...	86.8%	...
Condom use	78.1%	63.9%	...	65.8%	...
Coverage of HIV prevention programmes
Avoidance of health care because of stigma and discrimination	1.9%	0.7%

HIV TESTING AND TREATMENT CASCADE



All ages	80% [70–90%]	66% [58–75%]	43% [38–49%]
Children (0–14)	66% [58–75%]	66% [58–75%]	43% [38–49%]
Women (15+)	57% [50–65%]	49% [44–56%]	33% [29–38%]
Men (15+)	88% [76–>95%]	72% [62–83%]	47% [40–54%]

Is antiretroviral therapy provided in community settings (such as outside health facilities) for people who are stable on antiretroviral therapy? **Yes**

ELIMINATION OF MOTHER-TO-CHILD TRANSMISSION

	2010	2017
Percentage of pregnant women living with HIV accessing antiretroviral medicines	>95% [87–>95%]	>95% [93–>95%]
Early infant diagnosis	>95% [85–>95%]	>95% [>95–>95%]

HIV COMORBIDITIES

Estimated number of incident tuberculosis cases among people living with HIV (2016)	69 [44–98]
Proportion of people living with HIV newly enrolled in HIV care with active tuberculosis (2016)	0.3%
Cervical cancer screening of women living with HIV	...
Proportion of people coinfecting with HIV and hepatitis B virus receiving combined treatment (2017)	83.8%
Proportion of people coinfecting with HIV and hepatitis C virus starting hepatitis C treatment (2017)	18.9%

HIV PREVENTION

Knowledge of HIV prevention among young people aged 15–24 years (2014)	
— Women	60.9%
— Men	58.6%
Condom use at last higher-risk sex (with a non-marital, non-cohabiting partner) (2017)	
— Women	75.5%
— Men	80.2%
Women aged 15–49 years who have their demand for family planning satisfied by modern methods	...
Men aged 15–49 years who are circumcised	Not applicable
Male circumcisions performed according to national standards	Not applicable
People who received PrEP at least once during the reporting period (2017)	...

Harm reduction

— Use of sterile injecting equipment at last injection	...
— Needles and syringes distributed per person who injects	...
— Coverage of opioid substitution therapy	...
— Naloxone available (2016)	No
— Safe injection rooms available (2016)	No

EPIDEMIC ESTIMATES

	2005	2010	2017
New HIV infections			
New HIV infections (all ages)	5900 [4500–7800]	2700 [1900–3800]	2400 [1200–4900]
New HIV infections (0–14)	<500 [<500–560]	<200 [<100– <500]	<100 [<100– <200]
New HIV infections (women, 15+)	2800 [2200–3700]	1300 [930–1900]	1100 [560–2300]
New HIV infections (men, 15+)	2700 [2000–3700]	1300 [860–1800]	1200 [640–2700]
HIV incidence per 1000 population	0.65 [0.5–0.87]	0.28 [0.19–0.4]	0.22 [0.12–0.46]
AIDS-related deaths			
AIDS-related deaths (all ages)	6500 [4500–9500]	5000 [3500–7000]	2600 [1700–3800]
AIDS-related deaths (0–14)	<500 [<500–520]	<200 [<100– <200]	<100 [<100– <100]
AIDS-related deaths (women, 15+)	3000 [2100–4100]	2100 [1500–3000]	1200 [750–1800]
AIDS-related deaths (men, 15+)	3200 [2200–4800]	2700 [1900–3700]	1300 [850–2000]
People living with HIV			
People living with HIV (all ages)	99 000 [77 000–130 000]	83 000 [62 000–100 000]	67 000 [52 000–85 000]
People living with HIV (0–14)	2500 [1800–3500]	2000 [1500–2800]	1400 [1000–1800]
People living with HIV (women, 15+)	43 000 [33 000–56 000]	38 000 [30 000–49 000]	33 000 [26 000–42 000]
People living with HIV (men, 15+)	54 000 [41 000–70 000]	43 000 [32 000–55 000]	33 000 [25 000–43 000]

LAWS AND POLICIES

Laws criminalizing the transmission of, non-disclosure of or exposure to HIV transmission	Yes
Criminalization of sex work among consenting adults	Sex work is not subject to punitive regulations or is not criminalized
Criminalization of same-sex sexual acts	No specific legislation
Drug use or possession for personal use is an offence	Possession of drugs for personal use is specified as a criminal offence
Criminalization of transgender people	Neither criminalized nor prosecuted
Laws or policies restricting the entry, stay and residence of people living with HIV	Yes
Parental consent for adolescents to access HIV testing	Yes, for adolescents younger than 16 years
Spousal consent for married women to access sexual and reproductive health services	No
Mandatory HIV testing for marriage, work or residence permits or for certain groups	Yes

STIGMA AND DISCRIMINATION

	2007	2013
Percentage of women and men aged 15–49 years who report discriminatory attitudes towards people living with HIV	54.1	49.3

Percentage of people living with HIV denied health services because of their HIV status in the last 12 months

Percentage of people living with HIV who reported a health-care professional told others about their HIV status without their consent

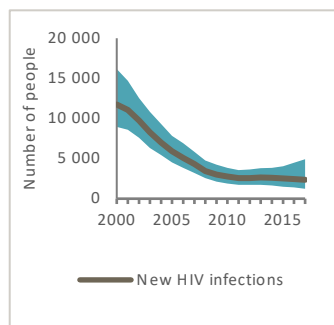
VIOLENCE

	2007	2013
Proportion of ever-married or partnered women aged 15–49 years who experienced physical or sexual violence from a male intimate partner in the past 12 months	11.7	16

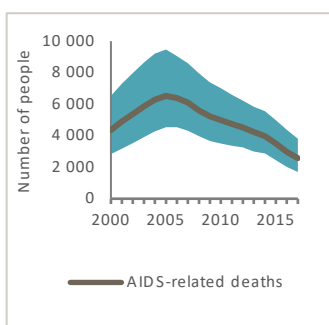
EXPENDITURES

	Financing sources					Total
	Domestic private	Domestic public	International: PEPFAR	International: Global Fund	International: all others	
Last available report: 2017	...	US\$ 14 743 318	...	US\$ 6 230 084	...	US\$ 20 973 402

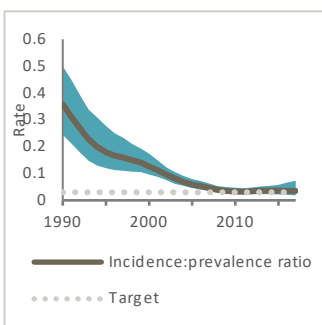
EPIDEMIC TRANSITION METRICS



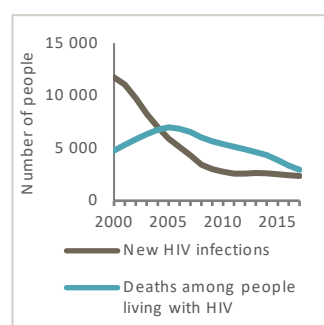
Change in new HIV infections since 2010 = **-14%**



Change in AIDS-related deaths since 2010 = **-48%**



Incidence:prevalence ratio = **0.04**



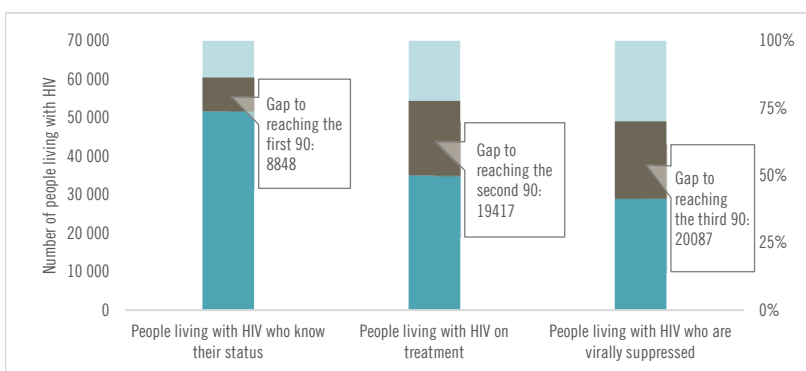
KEY POPULATIONS

	Sex workers	Gay men and other men who have sex with men	People who inject drugs	Transgender people	Prisoners
Estimated size of population	...	130 571	...	9 327	19 994
HIV prevalence
Know their HIV status
Antiretroviral therapy coverage
Condom use
Coverage of HIV prevention programmes
Avoidance of health care because of stigma and discrimination

HIV COMORBIDITIES

Estimated number of incident tuberculosis cases among people living with HIV (2016)	1500 [1100–2000]
Proportion of people living with HIV newly enrolled in HIV care with active tuberculosis (2016)	21.1%
Cervical cancer screening of women living with HIV (survey data) (2013)	81%
Proportion of people coinfectd with HIV and hepatitis B virus receiving combined treatment	...
Proportion of people coinfectd with HIV and hepatitis C virus starting hepatitis C treatment	...

HIV TESTING AND TREATMENT CASCADE



All ages	77% [60–>95%]	52% [41–66%]	43% [34–55%]
Children (0–14)	80% [59–>95%]	58% [43–77%]	...% [...–...%]
Women (15+)	83% [66–>95%]	56% [44–71%]	...% [...–...%]
Men (15+)	70% [53–92%]	48% [37–63%]	...% [...–...%]

Is antiretroviral therapy provided in community settings (such as outside health facilities) for people who are stable on antiretroviral therapy? **No**

ELIMINATION OF MOTHER-TO-CHILD TRANSMISSION

	2010	2017
Percentage of pregnant women living with HIV accessing antiretroviral medicines	59% [46–79%]	>95% [74–>95%]
Early infant diagnosis	10% [8–13%]	80% [62–>95%]

HIV PREVENTION

Knowledge of HIV prevention among young people aged 15–24 years (2014)	
— Women	46.4%
— Men	...
Condom use at last higher-risk sex (with a non-marital, non-cohabiting partner)	
— Women	...
— Men	...
Women aged 15–49 years who have their demand for family planning satisfied by modern methods (2017)	82.7%
Men aged 15–49 years who are circumcised	Not applicable
Male circumcisions performed according to national standards	Not applicable
People who received PrEP at least once during the reporting period (2017)	...

Harm reduction

— Use of sterile injecting equipment at last injection	...
— Needles and syringes distributed per person who injects	...
— Coverage of opioid substitution therapy (2017)	7.8%
— Naloxone available (2016)	No
— Safe injection rooms available (2016)	No

EPIDEMIC ESTIMATES

	2005	2010	2017
New HIV infections			
New HIV infections (all ages)	690 [590–850]	<500 [<500–610]	<500 [<500–580]
New HIV infections (0–14)	<100 [<100– <100]	<100 [<100– <100]	<100 [<100– <100]
New HIV infections (women, 15+)	<500 [<500– <500]	<200 [<200– <500]	<200 [<200– <500]
New HIV infections (men, 15+)	<500 [<500– <500]	<500 [<500– <500]	<500 [<200– <500]
HIV incidence per 1000 population	1 [0.86–1.23]	0.7 [0.55–0.88]	0.62 [0.47–0.82]
AIDS-related deaths			
AIDS-related deaths (all ages)	<200 [<100– <200]	<100 [<100– <200]	<200 [<200– <200]
AIDS-related deaths (0–14)	<100 [<100– <100]	<100 [<100– <100]	<100 [<100– <100]
AIDS-related deaths (women, 15+)	<100 [<100– <100]	<100 [<100– <100]	<100 [<100– <100]
AIDS-related deaths (men, 15+)	<100 [<100– <100]	<100 [<100– <100]	<100 [<100– <200]
People living with HIV			
People living with HIV (all ages)	5100 [4400–5700]	6700 [6100–7400]	8200 [7600–9200]
People living with HIV (0–14)	<200 [<200– <200]	<500 [<200– <500]	<500 [<200– <500]
People living with HIV (women, 15+)	2600 [2300–3000]	3100 [2900–3500]	3800 [3400–4300]
People living with HIV (men, 15+)	2300 [2000–2700]	3300 [3000–3800]	4300 [3800–4800]

LAWS AND POLICIES

Laws criminalizing the transmission of, non-disclosure of or exposure to HIV transmission
Criminalization of sex work among consenting adults
Criminalization of same-sex sexual acts
Drug use or possession for personal use is an offence
Criminalization of transgender people
Laws or policies restricting the entry, stay and residence of people living with HIV
Parental consent for adolescents to access HIV testing
Spousal consent for married women to access sexual and reproductive health services
Mandatory HIV testing for marriage, work or residence permits or for certain groups	No

STIGMA AND DISCRIMINATION

	2005	2014
Percentage of women and men aged 15–49 years who report discriminatory attitudes towards people living with HIV	50.8	29.4

Percentage of people living with HIV denied health services because of their HIV status in the last 12 months

Percentage of people living with HIV who reported a health-care professional told others about their HIV status without their consent

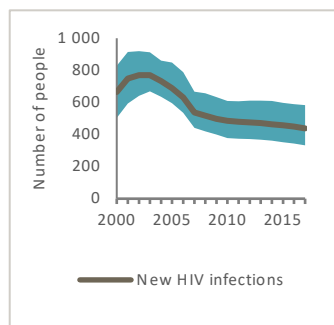
VIOLENCE

Proportion of ever-married or partnered women aged 15–49 years who experienced physical or sexual violence from a male intimate partner in the past 12 months

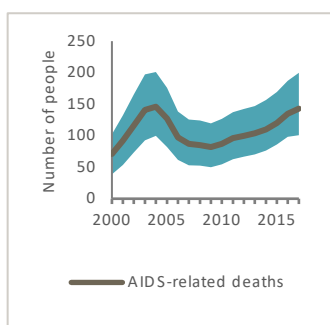
EXPENDITURES

	Financing sources					Total
	Domestic private	Domestic public	International: PEPFAR	International: Global Fund	International: all others	
Last available report: 2012	US\$ 1 142 925	US\$ 3 347 064	US\$ 1 000 000	US\$ 21 921 471

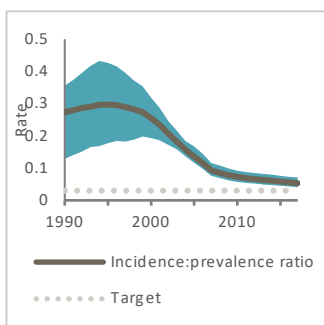
EPIDEMIC TRANSITION METRICS



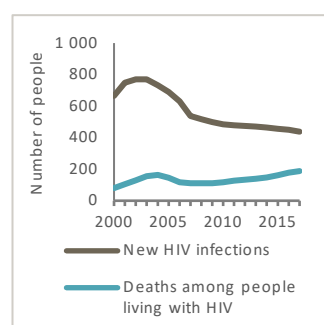
Change in new HIV infections since 2010 = **-10%**



Change in AIDS-related deaths since 2010 = **64%**



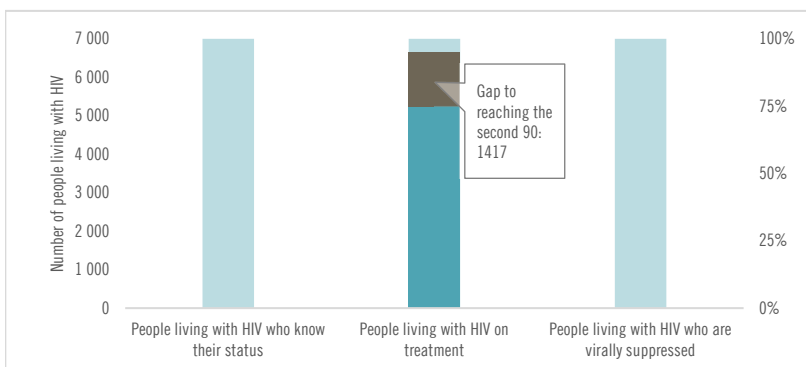
Incidence:prevalence ratio = **0.05**



KEY POPULATIONS

	Sex workers	Gay men and other men who have sex with men	People who inject drugs	Transgender people	Prisoners
Estimated size of population	5 256	3 327
HIV prevalence	6.1%	4.9%	...	8.4%	1.72%
Know their HIV status
Antiretroviral therapy coverage
Condom use	75.7%	64.4%
Coverage of HIV prevention programmes
Avoidance of health care because of stigma and discrimination

HIV TESTING AND TREATMENT CASCADE



	...	64%	...
All ages	[...-...%]	[59-72%]	[...-...%]
Children (0-14)	[...-...%]	[53-71%]	[...-...%]
Women (15+)	[...-...%]	[68-85%]	[...-...%]
Men (15+)	[...-...%]	[49-62%]	[...-...%]

Is antiretroviral therapy provided in community settings (such as outside health facilities) for people who are stable on antiretroviral therapy? **No**

ELIMINATION OF MOTHER-TO-CHILD TRANSMISSION

	2010	2017
Percentage of pregnant women living with HIV accessing antiretroviral medicines	60% [53-66%]	64% [55-71%]
Early infant diagnosis	27% [24-30%]	53% [47-61%]

HIV COMORBIDITIES

Estimated number of incident tuberculosis cases among people living with HIV (2016)	170 [110-250]
Proportion of people living with HIV newly enrolled in HIV care with active tuberculosis (2016)	4.7%
Cervical cancer screening of women living with HIV	...
Proportion of people coinfecting with HIV and hepatitis B virus receiving combined treatment	...
Proportion of people coinfecting with HIV and hepatitis C virus starting hepatitis C treatment	...

HIV PREVENTION

Knowledge of HIV prevention among young people aged 15-24 years (2014)	
— Women	51.5%
— Men	40%
Condom use at last higher-risk sex (with a non-marital, non-cohabiting partner)	
— Women	...
— Men	...
Women aged 15-49 years who have their demand for family planning satisfied by modern methods	...
Men aged 15-49 years who are circumcised	Not applicable
Male circumcisions performed according to national standards	Not applicable
People who received PrEP at least once during the reporting period (2017)	...

Harm reduction

— Use of sterile injecting equipment at last injection	...
— Needles and syringes distributed per person who injects	...
— Coverage of opioid substitution therapy	...
— Naloxone available (2016)	...
— Safe injection rooms available (2016)	...

EPIDEMIC ESTIMATES

	2005	2010	2017
New HIV infections			
New HIV infections (all ages)	10 000 [7800–14 000]	9800 [7500–13 000]	7600 [5800–10 000]
New HIV infections (0–14)	1500 [980–2100]	1300 [850–1800]	950 [640–1400]
New HIV infections (women, 15+)	4500 [3400–6000]	4400 [3300–5800]	3400 [2600–4500]
New HIV infections (men, 15+)	4300 [3200–6000]	4200 [3100–5900]	3200 [2400–4600]
HIV incidence per 1000 population	1.2 [0.89–1.57]	1.05 [0.78–1.38]	0.73 [0.54–0.95]
AIDS-related deaths			
AIDS-related deaths (all ages)	7800 [5800–11 000]	5300 [4000–7700]	4700 [3600–6900]
AIDS-related deaths (0–14)	1100 [660–1600]	760 [<500–1100]	600 [<500–910]
AIDS-related deaths (women, 15+)	3200 [2300–4800]	2100 [1600–3200]	1800 [1300–2700]
AIDS-related deaths (men, 15+)	3500 [2600–5200]	2400 [1800–3600]	2400 [1800–3500]
People living with HIV			
People living with HIV (all ages)	110 000 [99 000–140 000]	130 000 [110 000–160 000]	150 000 [130 000–180 000]
People living with HIV (0–14)	7400 [5900–9700]	8000 [6300–11 000]	7600 [5900–9800]
People living with HIV (women, 15+)	56 000 [49 000–70 000]	66 000 [56 000–80 000]	78 000 [67 000–95 000]
People living with HIV (men, 15+)	50 000 [43 000–63 000]	56 000 [48 000–69 000]	62 000 [53 000–77 000]

LAWS AND POLICIES

Laws criminalizing the transmission of, non-disclosure of or exposure to HIV transmission	No
Criminalization of sex work among consenting adults	Sex work is not subject to punitive regulations or is not criminalized
Criminalization of same-sex sexual acts	No specific legislation
Drug use or possession for personal use is an offence	...
Criminalization of transgender people	Neither criminalized nor prosecuted
Laws or policies restricting the entry, stay and residence of people living with HIV	No
Parental consent for adolescents to access HIV testing	No
Spousal consent for married women to access sexual and reproductive health services	No
Mandatory HIV testing for marriage, work or residence permits or for certain groups	No

STIGMA AND DISCRIMINATION

	2006	2012
Percentage of women and men aged 15–49 years who report discriminatory attitudes towards people living with HIV	68.3	57.7

Percentage of people living with HIV denied health services because of their HIV status in the last 12 months

Percentage of people living with HIV who reported a health-care professional told others about their HIV status without their consent

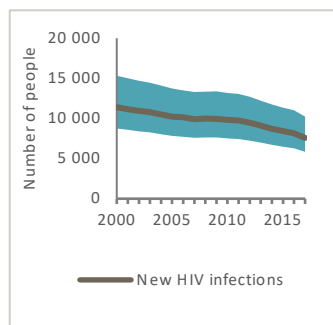
VIOLENCE

	2006	2012
Proportion of ever-married or partnered women aged 15–49 years who experienced physical or sexual violence from a male intimate partner in the past 12 months	17	14.9

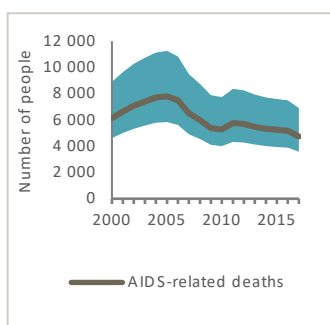
EXPENDITURES

	Financing sources					Total
	Domestic private	Domestic public	International: PEPFAR	International: Global Fund	International: all others	
Last available report: 2016	...	US\$ 3 968 260	US\$ 111 563 836

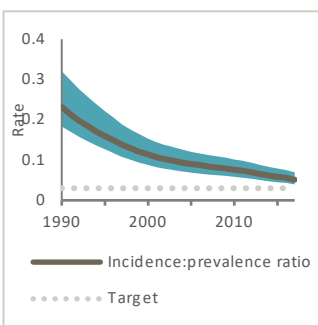
EPIDEMIC TRANSITION METRICS



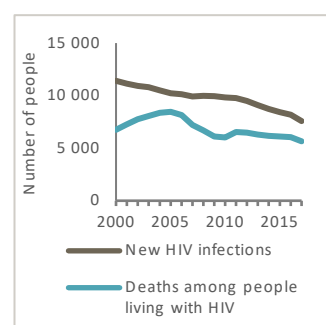
Change in new HIV infections since 2010 = **-23%**



Change in AIDS-related deaths since 2010 = **-10%**



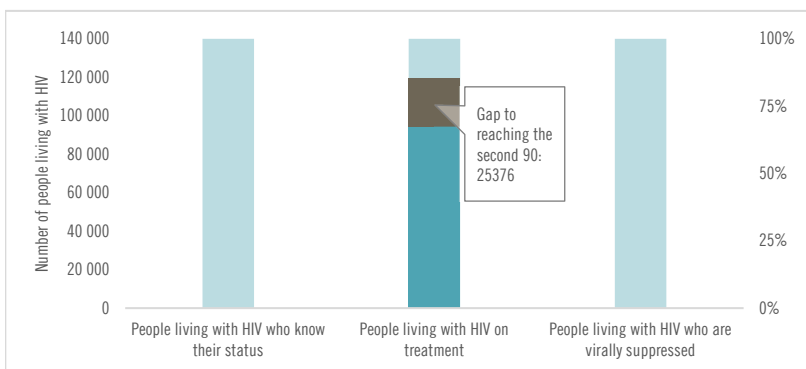
Incidence:prevalence ratio = **0.05**



KEY POPULATIONS

	Sex workers	Gay men and other men who have sex with men	People who inject drugs	Transgender people	Prisoners
Estimated size of population	70 302	30 853
HIV prevalence	2.7%
Know their HIV status	...	69.5%
Antiretroviral therapy coverage
Condom use	89.9%	75.1%
Coverage of HIV prevention programmes
Avoidance of health care because of stigma and discrimination

HIV TESTING AND TREATMENT CASCADE



	...	64%	...
All ages	[...-...%]	[54-78%]	[...-...%]
Children (0-14)	[...-...%]	[39-64%]	[...-...%]
Women (15+)	[...-...%]	[63-90%]	[...-...%]
Men (15+)	[...-...%]	[44-65%]	[...-...%]

Is antiretroviral therapy provided in community settings (such as outside health facilities) for people who are stable on antiretroviral therapy? **Yes**

ELIMINATION OF MOTHER-TO-CHILD TRANSMISSION

	2010	2017
Percentage of pregnant women living with HIV accessing antiretroviral medicines	42% [33-52%]	70% [55-86%]
Early infant diagnosis	...% [...-...%]	40% [32-50%]

HIV COMORBIDITIES

Estimated number of incident tuberculosis cases among people living with HIV (2016)	3100 [2500-3600]
Proportion of people living with HIV newly enrolled in HIV care with active tuberculosis (2016)	8.4%
Cervical cancer screening of women living with HIV	...
Proportion of people coinfecting with HIV and hepatitis B virus receiving combined treatment	...
Proportion of people coinfecting with HIV and hepatitis C virus starting hepatitis C treatment	...

HIV PREVENTION

Knowledge of HIV prevention among young people aged 15-24 years (2017)	
— Women	38.3%
— Men	36.2%
Condom use at last higher-risk sex (with a non-marital, non-cohabiting partner)	
— Women	...
— Men	...
Women aged 15-49 years who have their demand for family planning satisfied by modern methods (2012)	45.6%
Men aged 15-49 years who are circumcised	Not applicable
Male circumcisions performed according to national standards	Not applicable
People who received PrEP at least once during the reporting period (2017)	...

Harm reduction

— Use of sterile injecting equipment at last injection	...
— Needles and syringes distributed per person who injects	...
— Coverage of opioid substitution therapy	...
— Naloxone available (2016)	...
— Safe injection rooms available (2016)	...

EPIDEMIC ESTIMATES

	2005	2010	2017
New HIV infections			
New HIV infections (all ages)	2400 [1900–2900]	2000 [1600–2400]	1900 [1500–2500]
New HIV infections (0–14)	<100 [<100– <200]	<100 [<100– <100]	<100 [<100– <100]
New HIV infections (women, 15+)	... [...–...]	... [...–...]	... [...–...]
New HIV infections (men, 15+)	... [...–...]	... [...–...]	... [...–...]
HIV incidence per 1000 population	0.87 [0.71–1.06]	0.72 [0.58–0.88]	0.66 [0.52–0.86]
AIDS-related deaths			
AIDS-related deaths (all ages)	2500 [2100–3100]	1700 [1400–2100]	1500 [1100–1900]
AIDS-related deaths (0–14)	<200 [<100– <200]	<100 [<100– <100]	<100 [<100– <100]
AIDS-related deaths (women, 15+)	... [...–...]	... [...–...]	... [...–...]
AIDS-related deaths (men, 15+)	... [...–...]	... [...–...]	... [...–...]
People living with HIV			
People living with HIV (all ages)	35 000 [29 000–40 000]	34 000 [27 000–38 000]	34 000 [28 000–39 000]
People living with HIV (0–14)	680 [590–780]	<500 [<500–550]	<500 [<500– <500]
People living with HIV (women, 15+)	... [...–...]	... [...–...]	... [...–...]
People living with HIV (men, 15+)	... [...–...]	... [...–...]	... [...–...]

LAWS AND POLICIES

Laws criminalizing the transmission of, non-disclosure of or exposure to HIV transmission	No, but prosecutions exist based on general criminal laws
Criminalization of sex work among consenting adults	Selling and buying sexual services is criminalized
Criminalization of same-sex sexual acts	Yes, imprisonment (up to 14 years)
Drug use or possession for personal use is an offence	Drug use or consumption is a specific offence in law
Criminalization of transgender people	Neither criminalized nor prosecuted
Laws or policies restricting the entry, stay and residence of people living with HIV	No
Parental consent for adolescents to access HIV testing	Yes, for adolescents younger than 16 years
Spousal consent for married women to access sexual and reproductive health services	No
Mandatory HIV testing for marriage, work or residence permits or for certain groups	No

STIGMA AND DISCRIMINATION

Percentage of women and men aged 15–49 years who report discriminatory attitudes towards people living with HIV	2017 71
Percentage of people living with HIV denied health services because of their HIV status in the last 12 months	
Percentage of people living with HIV who reported a health-care professional told others about their HIV status without their consent	

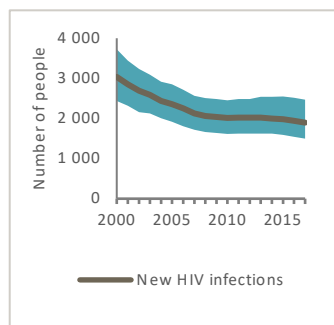
VIOLENCE

Proportion of ever-married or partnered women aged 15–49 years who experienced physical or sexual violence from a male intimate partner in the past 12 months	2012 9.89
---	--------------

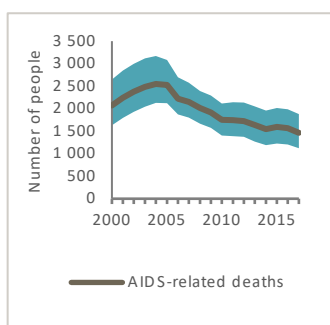
EXPENDITURES

	Financing sources					Total
	Domestic private	Domestic public	International: PEPFAR	International: Global Fund	International: all others	
Last available report: 2012	US\$ 6 955 818	US\$ 3 115 403	US\$ 17 136 135

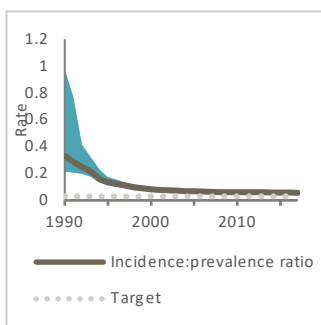
EPIDEMIC TRANSITION METRICS



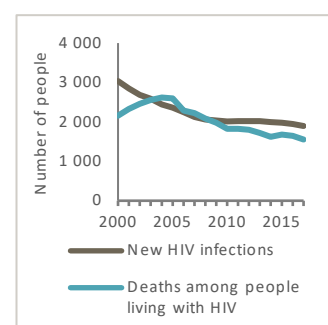
Change in new HIV infections since 2010 = **-6%**



Change in AIDS-related deaths since 2010 = **-16%**



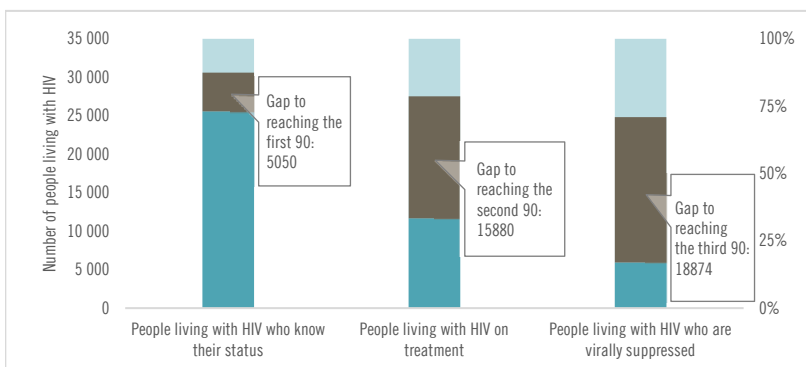
Incidence:prevalence ratio = **0.06**



KEY POPULATIONS

	Sex workers	Gay men and other men who have sex with men	People who inject drugs	Transgender people	Prisoners
Estimated size of population	18 696
HIV prevalence	2%
Know their HIV status	65.2%
Antiretroviral therapy coverage
Condom use	95%
Coverage of HIV prevention programmes
Avoidance of health care because of stigma and discrimination

HIV TESTING AND TREATMENT CASCADE



	75% [63–87%]	34% [29–40%]	17% [15–20%]
All ages	>95%	60%	14%
Children (0–14)	[>95– >95%]	[48–76%]	[11–18%]
Women (15+)	...%	...%	...%
Men (15+)	...%	...%	...%

Is antiretroviral therapy provided in community settings (such as outside health facilities) for people who are stable on antiretroviral therapy? **No**

ELIMINATION OF MOTHER-TO-CHILD TRANSMISSION

	2010	2017
Percentage of pregnant women living with HIV accessing antiretroviral medicines	82% [69– >95%]	>95% [85– >95%]
Early infant diagnosis	...% [...–...%]	...% [...–...%]

HIV COMORBIDITIES

Estimated number of incident tuberculosis cases among people living with HIV (2016)	55 [41–72]
Proportion of people living with HIV newly enrolled in HIV care with active tuberculosis (2016)	...
Cervical cancer screening of women living with HIV	...
Proportion of people coinfecting with HIV and hepatitis B virus receiving combined treatment	...
Proportion of people coinfecting with HIV and hepatitis C virus starting hepatitis C treatment	...

HIV PREVENTION

Knowledge of HIV prevention among young people aged 15–24 years	...
— Women	...
— Men	...
Condom use at last higher-risk sex (with a non-marital, non-cohabiting partner)	...
— Women	...
— Men	...
Women aged 15–49 years who have their demand for family planning satisfied by modern methods	...
Men aged 15–49 years who are circumcised	Not applicable
Male circumcisions performed according to national standards	Not applicable
People who received PrEP at least once during the reporting period (2017)	...

Harm reduction

— Use of sterile injecting equipment at last injection	...
— Needles and syringes distributed per person who injects	...
— Coverage of opioid substitution therapy	...
— Naloxone available (2016)	No
— Safe injection rooms available (2016)	No

EPIDEMIC ESTIMATES

	2005	2010	2017
New HIV infections			
New HIV infections (all ages)	<500 [<200– <500]	<500 [<200– <500]	<500 [<500– <500]
New HIV infections (0–14)	<100 [<100– <100]	<100 [<100– <100]	<100 [<100– <100]
New HIV infections (women, 15+)	<100 [<100– <200]	<200 [<100– <200]	<200 [<200– <500]
New HIV infections (men, 15+)	<100 [<100– <200]	<200 [<100– <200]	<200 [<200– <500]
HIV incidence per 1000 population	0.41 [0.31–0.62]	0.46 [0.37–0.69]	0.56 [0.42–0.84]
AIDS-related deaths			
AIDS-related deaths (all ages)	<200 [<200– <500]	<200 [<200– <200]	<200 [<100– <200]
AIDS-related deaths (0–14)	<100 [<100– <100]	<100 [<100– <100]	<100 [<100– <100]
AIDS-related deaths (women, 15+)	<100 [<100– <100]	<100 [<100– <100]	<100 [<100– <100]
AIDS-related deaths (men, 15+)	<100 [<100– <200]	<100 [<100– <200]	<100 [<100– <100]
People living with HIV			
People living with HIV (all ages)	3700 [3300–4400]	3800 [3400–5000]	4800 [4300–6300]
People living with HIV (0–14)	<100 [<100– <200]	<100 [<100– <200]	<100 [<100– <200]
People living with HIV (women, 15+)	1600 [1400–1900]	1700 [1500–2300]	2300 [2000–3000]
People living with HIV (men, 15+)	2100 [1800–2500]	2000 [1700–2600]	2400 [2100–3100]

LAWS AND POLICIES

Laws criminalizing the transmission of, non-disclosure of or exposure to HIV transmission	Yes
Criminalization of sex work among consenting adults	Partial criminalization of sex work
Criminalization of same-sex sexual acts	Laws penalizing same-sex sexual acts have been decriminalized or never existed
Drug use or possession for personal use is an offence	Drug use or consumption is a specific offence in law
Criminalization of transgender people	Neither criminalized nor prosecuted
Laws or policies restricting the entry, stay and residence of people living with HIV	No
Parental consent for adolescents to access HIV testing	Yes, for adolescents younger than 16 years
Spousal consent for married women to access sexual and reproductive health services	No
Mandatory HIV testing for marriage, work or residence permits or for certain groups	Yes

STIGMA AND DISCRIMINATION

Percentage of women and men aged 15–49 years who report discriminatory attitudes towards people living with HIV

Percentage of people living with HIV denied health services because of their HIV status in the last 12 months

Percentage of people living with HIV who reported a health-care professional told others about their HIV status without their consent

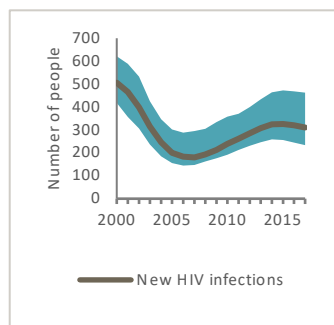
VIOLENCE

Proportion of ever-married or partnered women aged 15–49 years who experienced physical or sexual violence from a male intimate partner in the past 12 months

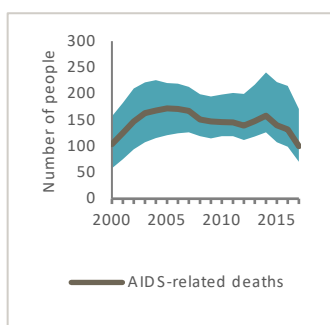
EXPENDITURES

	Financing sources					Total
	Domestic private	Domestic public	International: PEPFAR	International: Global Fund	International: all others	
Last available report: 2011	US\$ 81 800	US\$ 2 249 605	...	US\$ 1 009 894	US\$ 12 385	US\$ 4 674 508

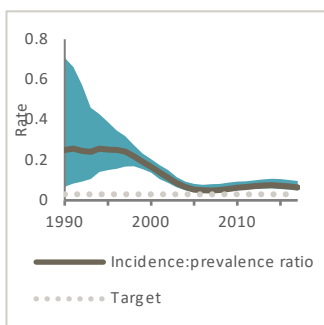
EPIDEMIC TRANSITION METRICS



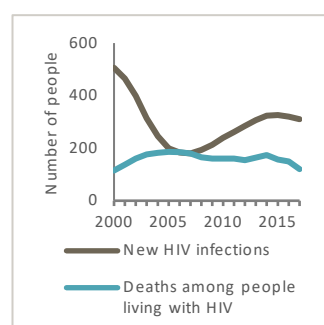
Change in new HIV infections since 2010 = 30%



Change in AIDS-related deaths since 2010 = -32%



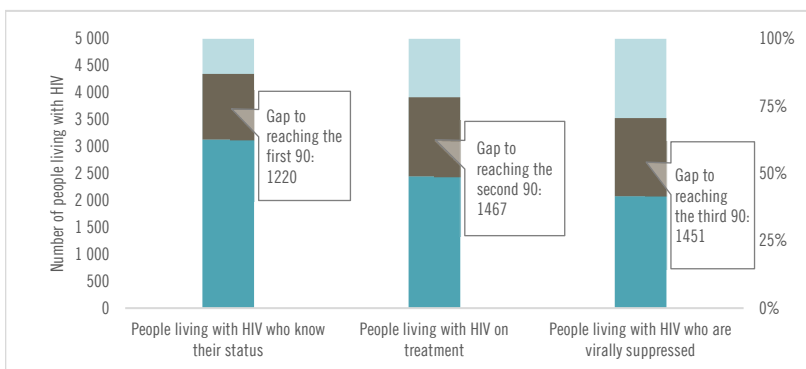
Incidence:prevalence ratio = 0.06



KEY POPULATIONS

	Sex workers	Gay men and other men who have sex with men	People who inject drugs	Transgender people	Prisoners
Estimated size of population
HIV prevalence	3.3%	5.8%
Know their HIV status
Antiretroviral therapy coverage
Condom use	...	53.3%
Coverage of HIV prevention programmes
Avoidance of health care because of stigma and discrimination

HIV TESTING AND TREATMENT CASCADE



	65% [57–85%]	51% [45–67%]	43% [38–56%]
All ages			
Children (0–14)	92% [77– >95%]	85% [72– >95%]	63% [53–94%]
Women (15+)	68% [59–88%]	51% [45–66%]	44% [38–57%]
Men (15+)	61% [53–79%]	49% [42–64%]	41% [36–54%]

Is antiretroviral therapy provided in community settings (such as outside health facilities) for people who are stable on antiretroviral therapy? No

ELIMINATION OF MOTHER-TO-CHILD TRANSMISSION

	2010	2017
Percentage of pregnant women living with HIV accessing antiretroviral medicines	82% [70– >95%]	76% [67– >95%]
Early infant diagnosis	9% [7–11%]	67% [52–76%]

HIV COMORBIDITIES

Estimated number of incident tuberculosis cases among people living with HIV (2016)	36 [28–46]
Proportion of people living with HIV newly enrolled in HIV care with active tuberculosis (2016)	...
Cervical cancer screening of women living with HIV	...
Proportion of people coinfecting with HIV and hepatitis B virus receiving combined treatment	...
Proportion of people coinfecting with HIV and hepatitis C virus starting hepatitis C treatment	...

HIV PREVENTION

Knowledge of HIV prevention among young people aged 15–24 years	...
— Women	...
— Men	...
Condom use at last higher-risk sex (with a non-marital, non-cohabiting partner)	...
— Women	...
— Men	...
Women aged 15–49 years who have their demand for family planning satisfied by modern methods	...
Men aged 15–49 years who are circumcised	Not applicable
Male circumcisions performed according to national standards	Not applicable
People who received PrEP at least once during the reporting period (2017)	...

Harm reduction	
— Use of sterile injecting equipment at last injection	...
— Needles and syringes distributed per person who injects	...
— Coverage of opioid substitution therapy	...
— Naloxone available (2016)	No
— Safe injection rooms available (2016)	No

EPIDEMIC ESTIMATES

	2005	2010	2017
New HIV infections			
New HIV infections (all ages)	770 [690–870]	520 [<500–580]	<500 [<500– <500]
New HIV infections (0–14)	<100 [<100– <100]	<100 [<100– <100]	<100 [<100– <100]
New HIV infections (women, 15+)	<500 [<200– <500]	<200 [<200– <200]	<100 [<100– <200]
New HIV infections (men, 15+)	530 [<500–610]	<500 [<500– <500]	<500 [<200– <500]
HIV incidence per 1000 population	0.59 [0.53–0.67]	0.39 [0.33–0.44]	0.24 [0.17–0.29]
AIDS-related deaths			
AIDS-related deaths (all ages)	<500 [<500– <500]	<500 [<500– <500]	<500 [<500– <500]
AIDS-related deaths (0–14)	<100 [<100– <100]	<100 [<100– <100]	<100 [<100– <100]
AIDS-related deaths (women, 15+)	<100 [<100– <100]	<100 [<100– <100]	<100 [<100– <100]
AIDS-related deaths (men, 15+)	<500 [<500– <500]	<500 [<500– <500]	<500 [<200– <500]
People living with HIV			
People living with HIV (all ages)	9500 [8500–10 000]	11 000 [9500–12 000]	11 000 [9600–12 000]
People living with HIV (0–14)	<200 [<200– <200]	<200 [<200– <200]	<200 [<200– <200]
People living with HIV (women, 15+)	2900 [2600–3200]	3400 [3100–3800]	3900 [3500–4300]
People living with HIV (men, 15+)	6500 [5600–7200]	7000 [6100–7900]	6800 [5800–7600]

LAWS AND POLICIES

Laws criminalizing the transmission of, non-disclosure of or exposure to HIV transmission ...

Criminalization of sex work among consenting adults ...

Criminalization of same-sex sexual acts ...

Drug use or possession for personal use is an offence ...

Criminalization of transgender people ...

Laws or policies restricting the entry, stay and residence of people living with HIV ...

Parental consent for adolescents to access HIV testing ...

Spousal consent for married women to access sexual and reproductive health services ...

Mandatory HIV testing for marriage, work or residence permits or for certain groups ...

STIGMA AND DISCRIMINATION

Percentage of women and men aged 15–49 years who report discriminatory attitudes towards people living with HIV

Percentage of people living with HIV denied health services because of their HIV status in the last 12 months

Percentage of people living with HIV who reported a health-care professional told others about their HIV status without their consent

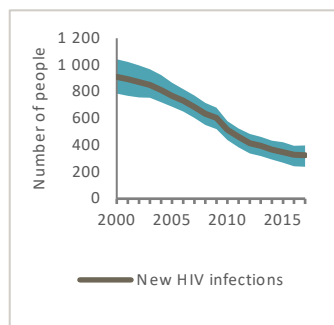
VIOLENCE

Proportion of ever-married or partnered women aged 15–49 years who experienced physical or sexual violence from a male intimate partner in the past 12 months

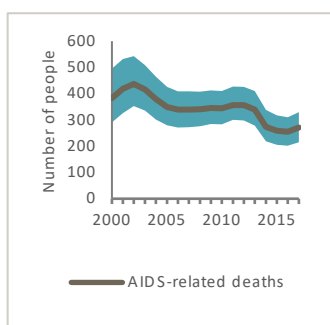
EXPENDITURES

	Financing sources					Total
	Domestic private	Domestic public	International: PEPFAR	International: Global Fund	International: all others	
Last available report: 2009	US\$ 277 991	US\$ 11 415 268	US\$ 1 408 776	US\$ 13 810 965

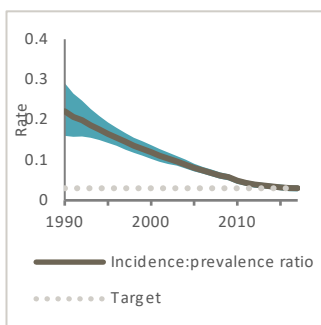
EPIDEMIC TRANSITION METRICS



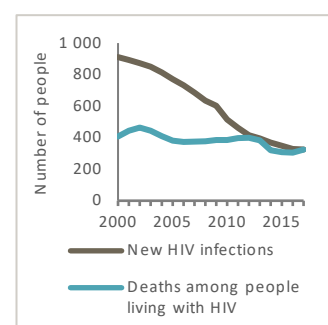
Change in new HIV infections since 2010 = **-37%**



Change in AIDS-related deaths since 2010 = **-21%**



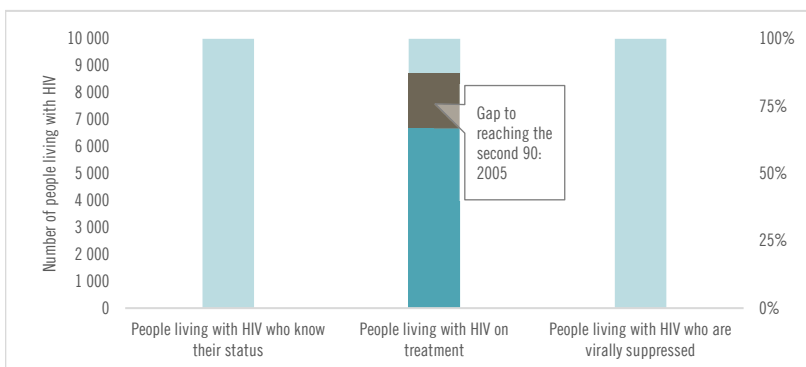
Incidence:prevalence ratio = **0.03**



KEY POPULATIONS

	Sex workers	Gay men and other men who have sex with men	People who inject drugs	Transgender people	Prisoners
Estimated size of population
HIV prevalence	...	31.6%
Know their HIV status
Antiretroviral therapy coverage
Condom use	...	51%
Coverage of HIV prevention programmes
Avoidance of health care because of stigma and discrimination

HIV TESTING AND TREATMENT CASCADE



	...	62%	...
All ages	[...-...%]	[56-69%]	[...-...%]
Children (0-14)	[...-...%]	[71- >95%]	[...-...%]
Women (15+)	[...-...%]	[76-93%]	[...-...%]
Men (15+)	[...-...%]	[43-56%]	[...-...%]

Is antiretroviral therapy provided in community settings (such as outside health facilities) for people who are stable on antiretroviral therapy? ...

ELIMINATION OF MOTHER-TO-CHILD TRANSMISSION

	2010	2017
Percentage of pregnant women living with HIV accessing antiretroviral medicines	92% [81- >95%]	81% [71-89%]
Early infant diagnosis	...% [...-...%]	94% [86- >95%]

HIV COMORBIDITIES

Estimated number of incident tuberculosis cases among people living with HIV (2016)	47 [30-67]
Proportion of people living with HIV newly enrolled in HIV care with active tuberculosis (2016)	5.3%
Cervical cancer screening of women living with HIV	...
Proportion of people coinfecting with HIV and hepatitis B virus receiving combined treatment	...
Proportion of people coinfecting with HIV and hepatitis C virus starting hepatitis C treatment	...

HIV PREVENTION

Knowledge of HIV prevention among young people aged 15-24 years	...
— Women	...
— Men	...
Condom use at last higher-risk sex (with a non-marital, non-cohabiting partner)	...
— Women	...
— Men	...
Women aged 15-49 years who have their demand for family planning satisfied by modern methods	...
Men aged 15-49 years who are circumcised	Not applicable
Male circumcisions performed according to national standards	Not applicable
People who received PrEP at least once during the reporting period (2017)	...

Harm reduction

— Use of sterile injecting equipment at last injection	...
— Needles and syringes distributed per person who injects	...
— Coverage of opioid substitution therapy	...
— Naloxone available (2016)	...
— Safe injection rooms available (2016)	...

Middle East and North Africa

AT A GLANCE

1

Annual new HIV infections and deaths from AIDS-related illness are on the rise in the Middle East and North Africa.

2

Prevention programmes are not reaching key populations in sufficient numbers, and progress towards the 90–90–90 targets remains well behind the global average.

3

Protracted humanitarian emergencies and population mobility in many countries of the region pose an additional challenge. Greater integration of HIV and related health services in humanitarian responses is needed.

4

A more tolerant political and legal environment, backed with political commitment, is essential for giving the HIV response the boost it needs.

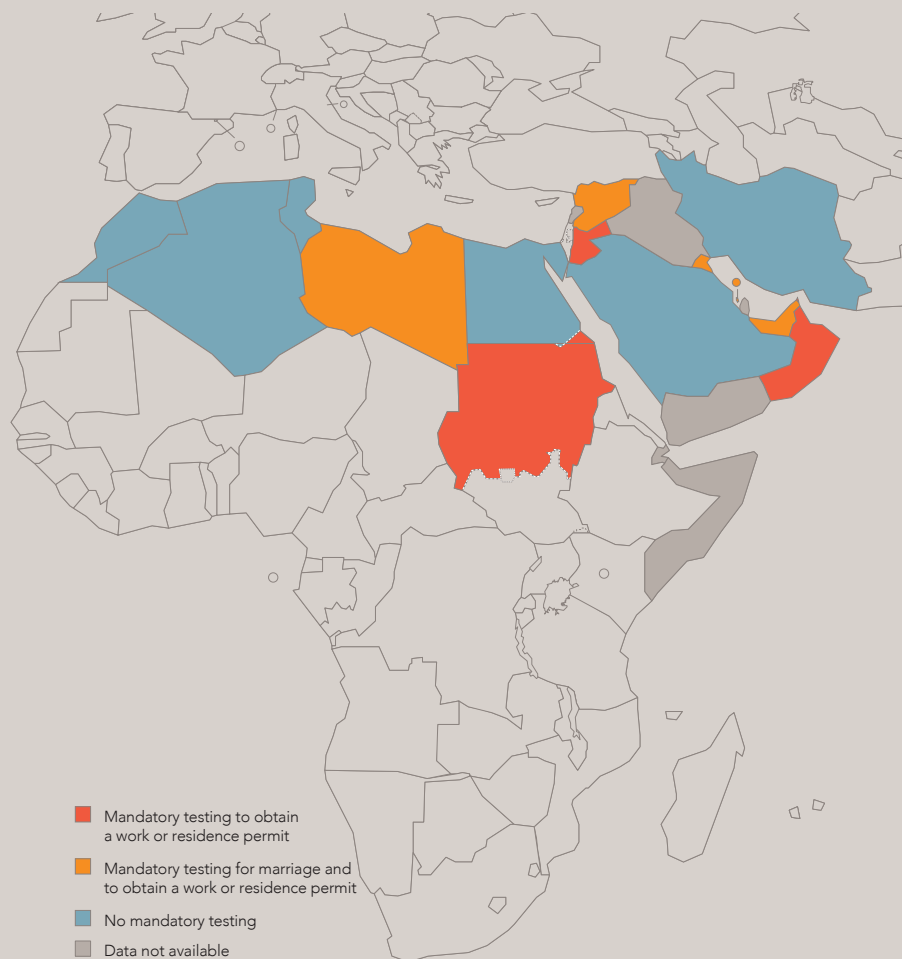
5

The League of Arab States and national ministers of health have committed to accelerating the HIV response through implementation of the 2014–2020 Arab AIDS Strategy.

6

More engagement with young people, communities of key populations and people living with HIV in the region will be critical as countries work to get their HIV responses on track.

Countries with laws, regulations or policies specifying mandatory HIV testing for marriage and to obtain a work or residence permit, Middle East and North Africa, 2018

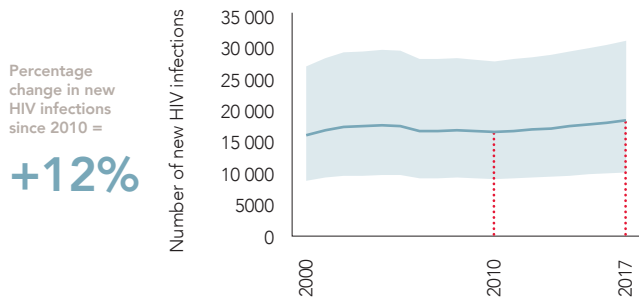


Source: 2017 and 2018 National Commitments and Policy Instrument.

HIV is a hidden epidemic in the Middle East and North Africa. The HIV burden across the region is relatively low, and new HIV infections are largely among key populations that face high levels of stigma, discrimination and criminalization. Almost two thirds of new HIV infections in 2017 were in Egypt, the Islamic Republic of Iran and Sudan. Special efforts are needed to expand and improve the HIV testing and treatment programmes in the Islamic Republic of Iran and Sudan, which accounted for more than 60% of the region's deaths from AIDS-related illness in 2017.

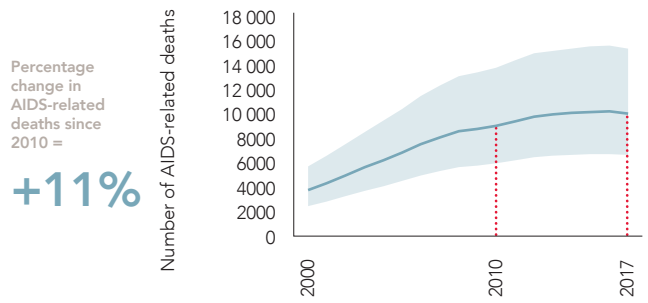
EPIDEMIC TRANSITION MEASURES

Number of new HIV infections, Middle East and North Africa, 2000–2017



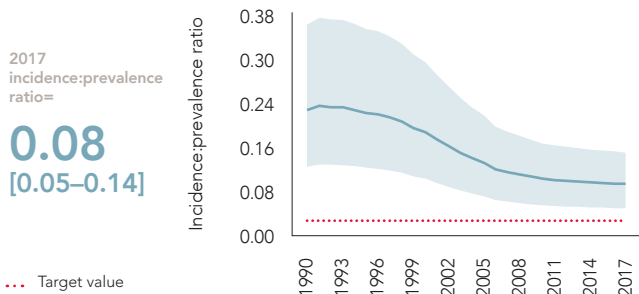
Source: UNAIDS 2018 estimates.

Number of AIDS-related deaths, Middle East and North Africa, 2000–2017



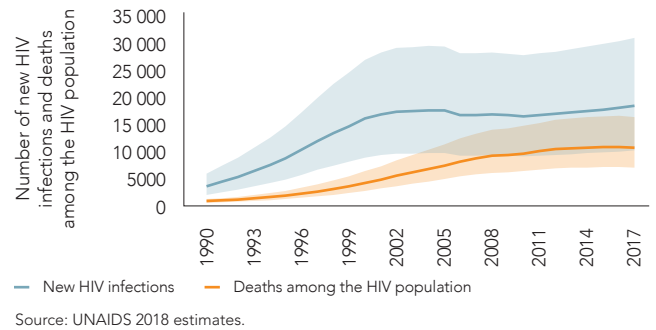
Source: UNAIDS 2018 estimates.

Incidence:prevalence ratio, Middle East and North Africa, 1990–2017



Source: UNAIDS 2018 estimates.

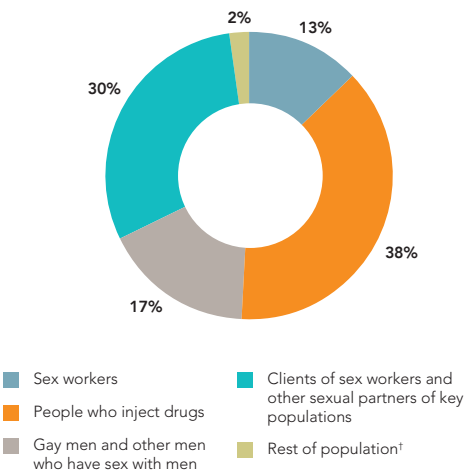
Number of new HIV infections and deaths among the HIV population, Middle East and North Africa, 1990–2017



Source: UNAIDS 2018 estimates.

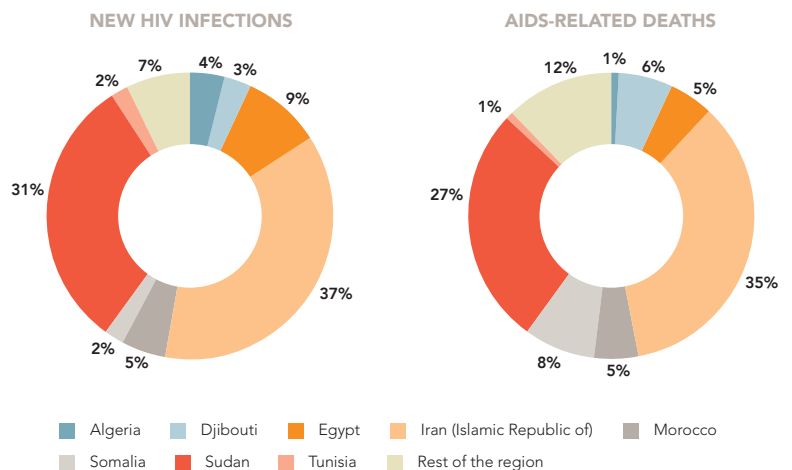
There were an estimated 18 000 [10 000–31 000] new HIV infections in the Middle East and North Africa in 2017, 12% more than the 16 000 [9000–27 000] in 2010. Annual deaths from AIDS-related illness have stabilized at nearly 10 000 [6400–15 000] since 2015, but the trend since 2010 has been an 11% increase. The region's incidence:prevalence ratio has hovered around 0.08 for much of the last decade, far from the 0.03 epidemic transition benchmark.

Distribution of new HIV infections, by population group, Middle East and North Africa, 2017



* Individuals in this category did not report any HIV-related risk behaviour.
 Source: UNAIDS special analysis, 2018.

Distribution of new HIV infections and AIDS-related deaths by country, Middle East and North Africa, 2017



Source: UNAIDS 2018 estimates.

LAWS AND POLICIES SCORECARD

Country	Criminalization of transgender people	Criminalization of sex work	Criminalization of same-sex sexual acts	Drug use or possession for personal use an offence	Parental consent for adolescents to access HIV testing	Spousal consent for married women to access SRH services	Laws criminalizing the transmission of, non-disclosure of or exposure to HIV transmission	Laws or policies restricting the entry, stay and residence of people living with HIV	Mandatory HIV testing for marriage, work or residence permits or for certain groups
Algeria	■	■	■	■	■	■	■	■	
Bahrain	■	d	b	e	■	■	■	f	
Djibouti	■	■	b	g	h	■	c	■	
Egypt	■	■	■	i	■	■	■	■	
Iran (Islamic Republic of)	■	a	b	■	■	■	■	■	
Iraq	■	j	b	l	■	■	■	■	
Jordan	■	k	b	■	■	■	■	■	
Kuwait	■	■	■	■	■	■	■	■	
Lebanon	■	■	■	■	■	■	■	■	
Libya	■	■	b	■	■	■	■	■	
Morocco	■	■	■	■	■	■	■	■	
Oman	■	■	■	■	■	■	■	■	
Qatar	■	a	b	m	■	■	c	■	
Saudi Arabia	■	■	b	■	■	■	■	■	
Somalia	■	■	b	■	■	■	■	■	
Sudan	■	a	b	n	■	■	■	■	
Syrian Arab Republic	■	■	■	■	■	■	■	■	
Tunisia	■	■	■	■	■	■	■	■	
United Arab Emirates	■	■	b	o	■	■	■	■	
Yemen	■	■	b	■	■	■	■	■	

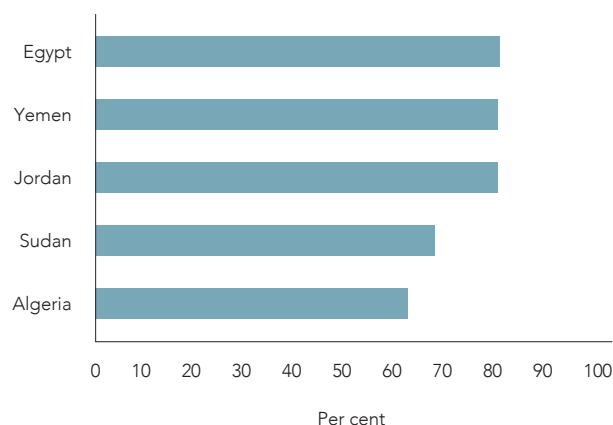
<p>■ Criminalized and/or prosecuted</p> <p>■ Neither criminalized nor prosecuted</p> <p>■ Data not available</p>	<p>■ Any criminalization or punitive regulation of sex work</p> <p>■ Sex work is not subject to punitive regulations or is not criminalized</p> <p>■ Issue is determined/differs at subnational level</p> <p>■ Data not available</p>	<p>■ Death penalty</p> <p>■ Imprisonment (14 years–life, up to 14 years) or no penalty specified</p> <p>■ Laws penalizing same-sex sexual acts have been decriminalized or never existed, or no specific legislation</p> <p>■ Data not available</p>	<p>■ Compulsory detention for drug offences</p> <p>■ Possession of drugs for personal use is specified as a criminal offence or drug use or consumption is a specific offence in law</p> <p>■ Possession of drugs for personal use is specified as a non-criminal offence</p> <p>■ Data not available</p>	<p>■ Yes, for adolescents younger than 18</p> <p>■ Yes, for adolescents younger than 14 and 16</p> <p>■ Yes, for adolescents younger than 12</p> <p>■ No</p> <p>■ Data not available</p>	<p>■ Yes</p> <p>■ No</p> <p>■ Data not available</p>	<p>■ Yes</p> <p>■ No, but prosecutions exist based on general criminal laws</p> <p>■ No</p> <p>■ Data not available</p>	<p>■ Yes</p> <p>■ No</p> <p>■ Data not available</p>	<p>■ Yes</p> <p>■ No</p> <p>■ Data not available</p>
--	---	--	---	--	--	---	--	--

Note: Data on laws restricting the entry, stay and residence of people living with HIV are currently undergoing a global review that will involve country validation. An update is expected by the end of 2018.

Sources: National Commitment and Policy Instrument, 2017 and 2018; supplemented by additional sources where noted (see references at end of chapter).

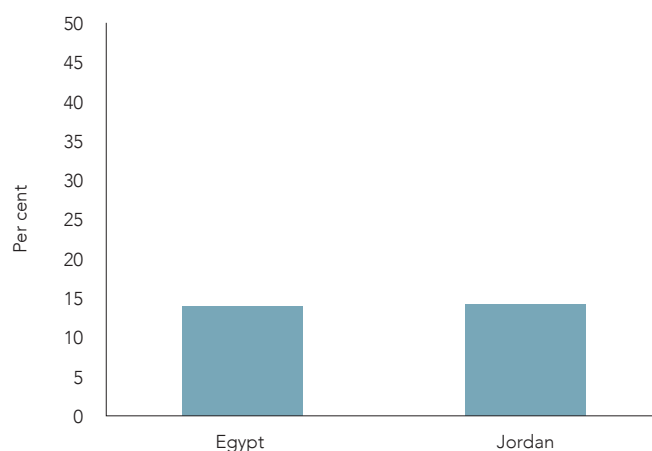
STIGMA AND DISCRIMINATION

Percentage of women aged 15–49 years who would not buy vegetables from a shopkeeper living with HIV, Middle East and North Africa, most recent data, 2012–2016



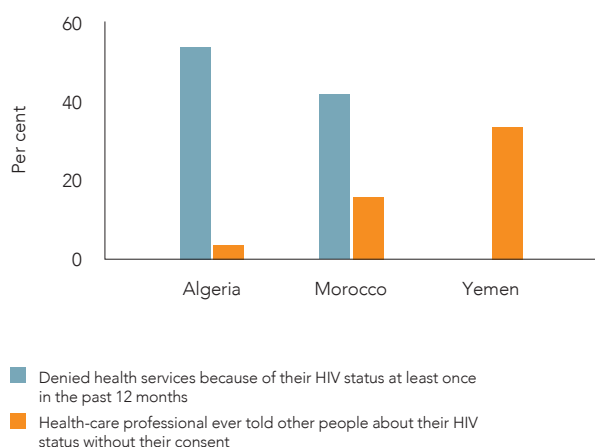
Source: Population-based surveys, 2012–2016.

Percentage of ever-married or partnered women aged 15–49 years who experienced physical and/or sexual violence by an intimate partner in the past 12 months, countries with available data, Middle East and North Africa, 2012–2014



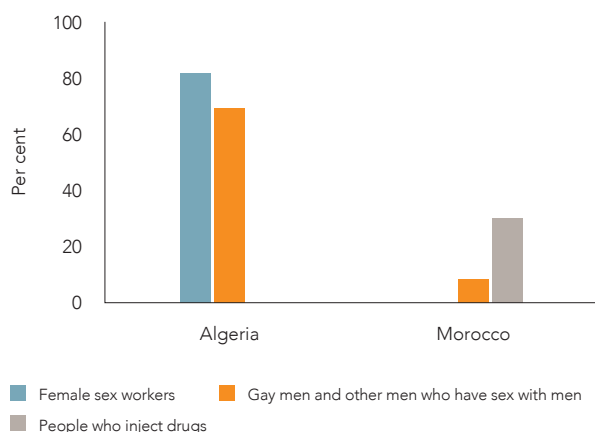
Source: Population-based surveys, 2012–2014.

Percentage of people living with HIV who experienced discrimination in health-care settings, countries with available data, Middle East and North Africa, 2012–2017



Source: People Living with HIV Stigma Index surveys, 2012–2017.

Percentage of key populations who reported having avoided health-care services in the past 12 months due to stigma and discrimination, countries with available data, Middle East and North Africa, 2014–2017



Source: Integrated biological and behavioural surveys, 2014–2017.

Misconceptions about HIV and stigmatizing attitudes remain widespread. When surveyed, more than 60% of adult women in Algeria and Sudan—and more than 70% in Egypt, Jordan and Yemen—said they would not buy vegetables from a shopkeeper who is living with HIV (1, 2). Available data also indicate that people living with HIV experience routine discrimination when trying to use health-care services, with more than 50% of surveyed people living with HIV in Algeria reporting that they had been denied health services due to their HIV status (3). It is not unusual for health professionals to disclose people's HIV status to others without consent. Research in four countries among people who inject drugs has documented high levels of dissatisfaction with health-care services, with more than half the respondents reporting dysfunctional relationships with health-care providers (4).

Courageous efforts are underway in some countries to challenge discrimination and inequality. This includes the Leaders of the Future project in Egypt, which is tackling stigma and discrimination against women living with HIV. In the Islamic Republic of Iran, Positive Clubs have been established within the national programme as safe environments that provide discrimination-free health and prevention services and psychosocial support for people living with and affected by HIV. The clubs are located close to testing and treatment facilities and run by civil society organizations, including organizations of people living with HIV.

COMBINATION HIV PREVENTION

Estimated size of key populations, Middle East and North Africa, 2014–2017

Country	Sex workers	Gay men and other men who have sex with men	People who inject drugs
Djibouti	1700	1300	
Egypt	23 000	126 000	93 000
Iran (Islamic Republic of)	400 000	360 000	200 000
Lebanon	4200	8000	9000
Morocco	72 000	42 000	1200
Somalia	3700		
Sudan	260 000	140 000	
Syrian Arab Republic	25 000	10 000	
Tunisia	25 000	28 000	9000
Yemen	59 000	44 000	20 000

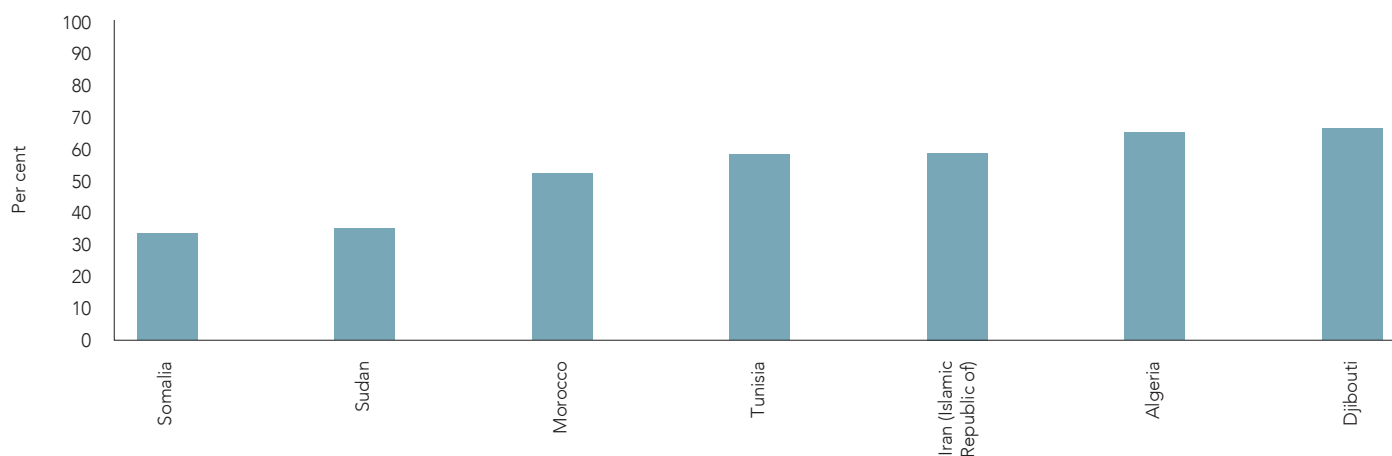
Source: 2018 Global AIDS Monitoring.

Harm reduction services are essential in a region where more than one third of HIV infections in 2017 were among people who inject drugs. However, the Islamic Republic of Iran and Morocco are the only countries in the region with nationwide harm reduction strategies (5). Both needle–syringe programmes and opioid substitution therapy are in place in Lebanon, and needle–syringe programmes also exist in Egypt, Jordan and Tunisia (6).

Pre-exposure prophylaxis (PrEP) is a potentially vital prevention tool in a region where large percentages of new HIV infections occur among key populations and their sexual partners. In June 2017, Morocco became the first country in the region to adopt the use of PrEP as part of its HIV prevention programme. Other countries—such as Algeria, the Islamic Republic of Iran and Lebanon—have initiated pilot studies or policy and planning processes for the introduction of PrEP as part of a comprehensive package of services for key populations.

Some countries, such as Morocco, have been upgrading their strategic information systems, but a dearth of accurate information is holding back HIV responses in several other countries. Better data are needed to focus HIV interventions on locations and populations where HIV risk is highest.

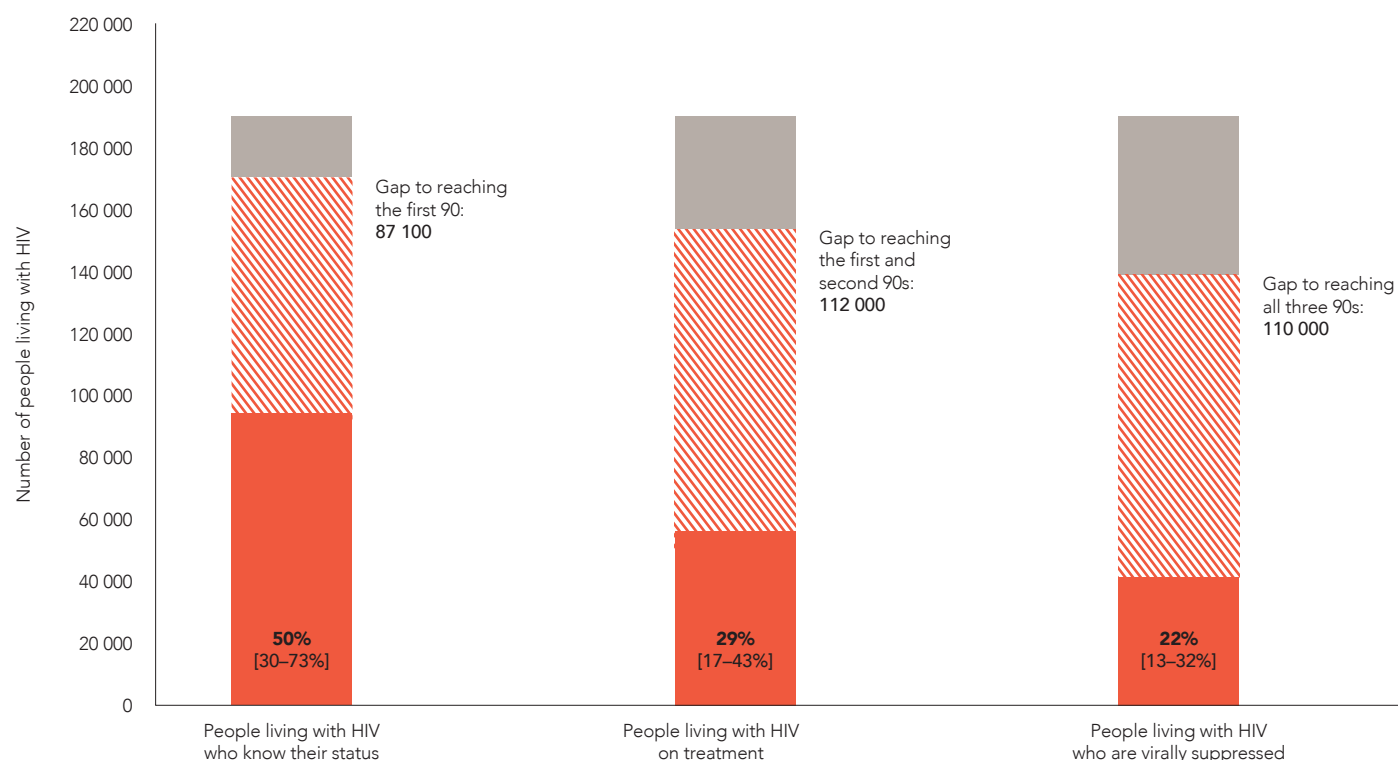
Percentage of sex workers reporting condom use with last client, countries with available data, Middle East and North Africa, 2015–2017



Source: 2018 Global AIDS Monitoring.

HIV TESTING AND TREATMENT

HIV testing and treatment cascade, Middle East and North Africa, 2017



Source: UNAIDS special analysis, 2018; see annex on methods for more details.

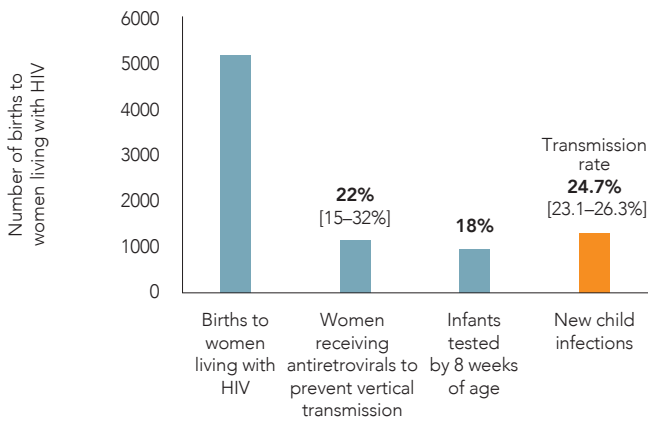
Among the 222 000 [150 000–300 000] people living with HIV in the Middle East and North Africa at the end of 2017, 50% [30–73%] were aware of their HIV status, the same as in 2016. The gap to achieving the first 90 of the 90–90–90 targets in 2017 was 87 100 people living with HIV. To help close the gap, Morocco has introduced community-based HIV testing and counselling.

About 63 200 [55 600–65 700] people in the region were accessing antiretroviral therapy in 2017, or 29% [17–43%] of all people living with HIV. The gap to achieving the first and second 90s of the 90–90–90 targets in 2017 was 112 000 people living with HIV. Algeria is an exception in the region, achieving treatment coverage of 80% [75–87%] in 2017.

The estimated percentage of people living with HIV who achieved viral suppression increased from 17% [10–25%] in 2016 to 22% [13–32%] in 2017. The gap to achieving all three 90s in 2017 was the viral suppression of an additional 110 000 people living with HIV.

ELIMINATION OF MOTHER-TO-CHILD TRANSMISSION

Cascade of services for preventing vertical transmission and transmission rate, Middle East and North Africa, 2017

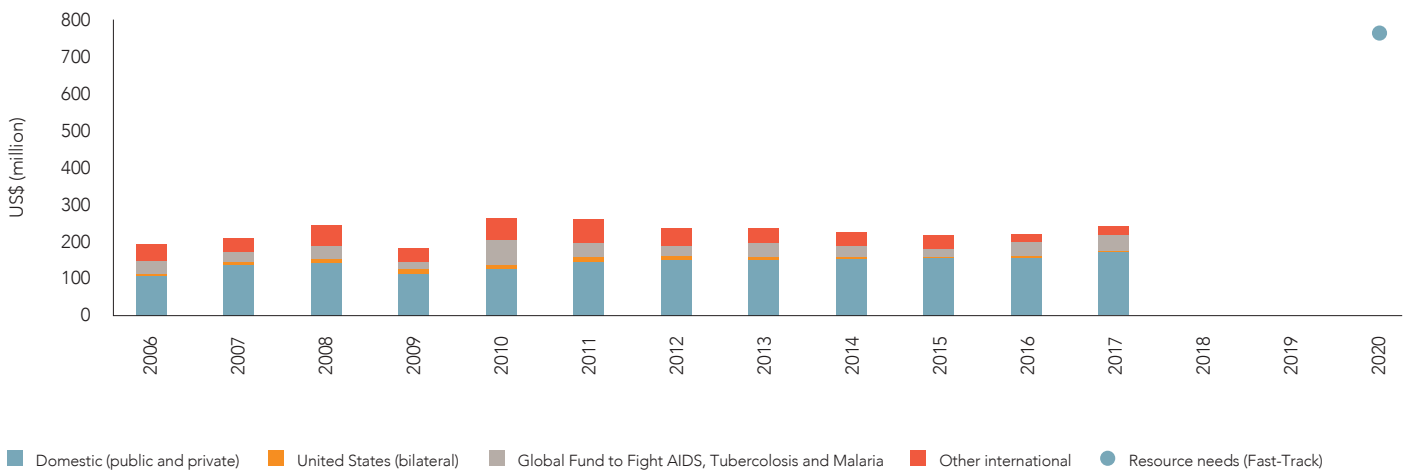


Source: UNAIDS 2018 estimates; 2018 Global AIDS Monitoring.

The rate of mother-to-child transmission of HIV in the region was a very high (24.7% [23.1–26.3%]) in 2017. Almost 1300 children acquired HIV in 2017 in the Middle East and North Africa, reflecting a series of gaps along the cascade of services for the prevention of mother-to-child transmission of HIV. Of the more than 5200 women living with HIV who gave birth in 2017, only about 1100 received antiretrovirals to prevent vertical transmission of HIV. This means that coverage of services for the prevention of mother-to-child transmission was only 22% [15–32%], by far the lowest in the world. Only 940 infants tested for HIV before eight weeks of age (18% coverage).

INVESTMENT

HIV resource availability by source, 2000–2017, and projected resource needs by 2020, Middle East and North Africa



*Estimates for low- and middle-income countries per 2015 World Bank income level classification. All figures are expressed in constant 2016 US dollars.

Source: UNAIDS 2018 resource availability and needs estimates.

The resources currently available for HIV in the Middle East and North Africa fall well short of the estimated needs for achieving the 2020 Fast-Track Targets. Almost three quarters (72%) of the US\$ 242 million available for HIV responses in 2017 was domestically sourced. Declining donor resources (a 30% drop in the past decade) means there will be continued pressure on countries to fund their own HIV responses. Countries also will need to allocate larger shares of their HIV budgets to prevention programmes, especially for key populations. Algeria, for example, spent only 3% of HIV funding on prevention in 2017.

References

1. Multiple Indicator Cluster Surveys, 2012–2016.
2. Demographic and Health Surveys, 2012–2016.
3. Stigma Index survey, 2015.
4. Multicentre operational research on drug use and harm reduction among people living with HIV/AIDS in the Middle East and North Africa Region. Sin El Fil (Lebanon): Middle East and North Africa Harm Reduction Association; 2017 (http://www.menahra.org/images/OPERATIONAL_RESEARCH_ON_DRUG_USE_HARM_REDUCTION_AMONG_PEOPLE_LIVING_WITH_HIVAIDS_IN_MENA_-_.web.pdf).
5. Global state of harm reduction 2016. London: Harm Reduction International; 2017 (<https://www.hri.global/contents/1739>).

Additional sources for the laws and policies scorecard

- a. Sexual Rights Initiative database [database]. Sexual Rights Initiative; c2016 (<http://sexualrightsdatabase.org/map/21/Adult%20sex%20work>).
- b. State-sponsored homophobia. A world survey of sexual orientation laws: criminalisation, protection and recognition. ILGA; 2017 (https://ilga.org/downloads/2017/ILGA_State_Sponsored_Homophobia_2017_WEB.pdf).
- c. Bernard EJ, Cameron S. Advancing HIV justice 2. Building momentum in global advocacy against HIV criminalisation. Brighton and Amsterdam: HIV Justice Network, GNP+; 2016 (<https://www.scribd.com/doc/312008825/Advancing-HIV-Justice-2-Building-momentum-in-global-advocacy-against-HIV-criminalisation>).
- d. Kingdom of Bahrain. Bahrain Penal Code, 1976. Article 326 (https://www.unodc.org/res/cld/document/bhr/1976/bahrain_penal_code_html/Bahrain_Penal_Code_1976.pdf).
- e. Kingdom of Bahrain. Law No. 15 of 2007 with Respect to Narcotic Drugs and Psychotropic Substances. Article 2 ([http://www.nhra.bh/files/files/NHRA%20Laws/PPR/Law%20No_%20\(15\)%20of%202007%20With%20Respect%20to%20Narcotic%20Drugs%20and%20Psychotropic%20Substances.pdf](http://www.nhra.bh/files/files/NHRA%20Laws/PPR/Law%20No_%20(15)%20of%202007%20With%20Respect%20to%20Narcotic%20Drugs%20and%20Psychotropic%20Substances.pdf)).
- f. UNGASS country progress report 2014: Kingdom of Bahrain. Reporting period: January 2012–December 2013. Kingdom of Bahrain; 2014 (http://www.unaids.org/sites/default/files/country/documents/BHR_narrative_report_2014.pdf).
- g. Republic of Djibouti. Penal Code. Articles 355–359 (http://www.justice.gouv.dj/images/Telechargements/code_penal.pdf).
- h. Republic of Djibouti. Décret N° 2008-0182/PR/MS portant Institution des Normes et Directives en Matière de Conseil Dépistage Volontaire du VIH/SIDA en République de Djibouti. Article 19 (http://www.ilo.org/wcmsp5/groups/public/---ed_protect/---protrav/---ilo_aids/documents/legaldocument/wcms_126992.pdf).
- i. Arab Republic of Egypt. Law No. 122 of 1989 Amending Certain Provisions of Decree–Law No. 182 of 1960 Concerning the Control of Narcotic Drugs and Regulation of their Utilization and Trade in Them. Article 7 (https://www.unodc.org/res/cld/document/egy/law-no-122-of-1989_html/egypt-law_122-89.pdf).
- j. Republic of Iraq. Combating Prostitution Law No. 8 of 1988. Article 2 (<http://gjpi.org/2010/02/20/combating-prostitution-law-no-8-of-1988/>).
- k. Hashemite Kingdom of Jordan. The Penal Code for the Year 1960. English translation prior to 2011 amendments. Article 310 (http://www.ahtnc.org.jo/sites/default/files/penal_code.pdf).
- l. Republic of Iraq. Law No. 11 of 1988 Law on Narcotic Drugs and Psychotropic Substances.
- m. State of Qatar. Law No. 9 of 1987 on Control and Regulation of Control and Regulation of Narcotic Drugs and Dangerous Psychotropic Substances (NDDPS). Article 15 (<http://www.almeezan.qa/LawArticles.aspx?LawTreeSectionID=13120&lawId=3989&language=en>).
- n. Government of Sudan. Narcotic Drugs and Psychotropic Substances Act, 1994. Article 12 (<https://digitallibrary.un.org/record/230452/files/enl-1996-77-e.pdf>).
- o. Government of the United Arab Emirates. Federal Law 14, 1995 (<https://government.ae/en/information-and-services/health-and-fitness/drugs-and-controlled-medicines>).

EPIDEMIC ESTIMATES

	2005	2010	2017
New HIV infections			
New HIV infections (all ages)	620 [580–660]	890 [840–960]	1200 [1200–1400]
New HIV infections (0–14)	<100 [<100– <100]	<100 [<100– <100]	<100 [<100– <100]
New HIV infections (women, 15+)	<500 [<500– <500]	<500 [<500– <500]	560 [510–610]
New HIV infections (men, 15+)	<500 [<500– <500]	<500 [<500–510]	630 [540–720]
HIV incidence per 1000 population	0.02 [0.02–0.02]	0.03 [0.02–0.03]	0.03 [0.03–0.03]
AIDS-related deaths			
AIDS-related deaths (all ages)	<200 [<100– <200]	<200 [<200– <200]	<200 [<200– <200]
AIDS-related deaths (0–14)	<100 [<100– <100]	<100 [<100– <100]	<100 [<100– <100]
AIDS-related deaths (women, 15+)	<100 [<100– <100]	<100 [<100– <100]	<100 [<100– <100]
AIDS-related deaths (men, 15+)	<100 [<100– <100]	<200 [<100– <200]	<100 [<100– <200]
People living with HIV			
People living with HIV (all ages)	4200 [3900–4500]	7300 [6700–7900]	14 000 [13 000–15 000]
People living with HIV (0–14)	<100 [<100– <100]	<200 [<200– <200]	<500 [<500– <500]
People living with HIV (women, 15+)	1500 [1400–1700]	3000 [2800–3200]	6100 [5700–6500]
People living with HIV (men, 15+)	2600 [2300–2800]	4200 [3700–4600]	7300 [6500–8100]

LAWS AND POLICIES

Laws criminalizing the transmission of, non-disclosure of or exposure to HIV transmission	No
Criminalization of sex work among consenting adults	Buying sexual services is criminalized
Criminalization of same-sex sexual acts	Yes, imprisonment (up to 14 years)
Drug use or possession for personal use is an offence	Drug use or consumption is a specific offence in law
Criminalization of transgender people	Neither criminalized nor prosecuted
Laws or policies restricting the entry, stay and residence of people living with HIV	No
Parental consent for adolescents to access HIV testing	Yes, for adolescents younger than 18 years
Spousal consent for married women to access sexual and reproductive health services	No
Mandatory HIV testing for marriage, work or residence permits or for certain groups	No

STIGMA AND DISCRIMINATION

Percentage of women and men aged 15–49 years who report discriminatory attitudes towards people living with HIV

Percentage of people living with HIV denied health services because of their HIV status in the last 12 months **2015**
53.291536

Percentage of people living with HIV who reported a health-care professional told others about their HIV status without their consent **2015**
3.654485

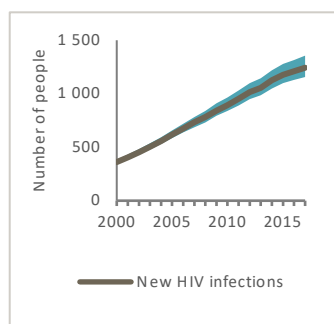
VIOLENCE

Proportion of ever-married or partnered women aged 15–49 years who experienced physical or sexual violence from a male intimate partner in the past 12 months

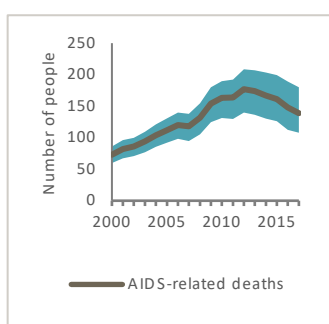
EXPENDITURES

	Financing sources					Total
	Domestic private	Domestic public	International: PEPFAR	International: Global Fund	International: all others	
Last available report: 2017	US\$ 5 965 415	US\$ 25 360 944	...	US\$ 297 370	...	US\$ 31 899 471

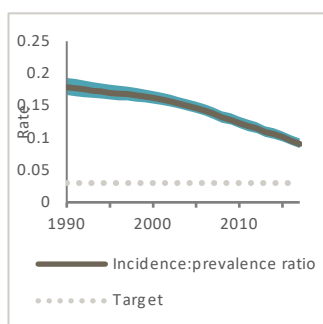
EPIDEMIC TRANSITION METRICS



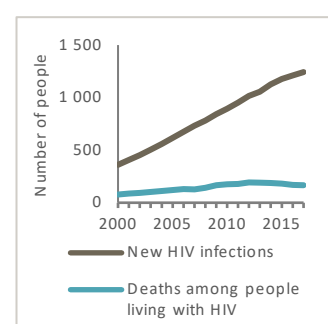
Change in new HIV infections since 2010 = **39%**



Change in AIDS-related deaths since 2010 = **-15%**



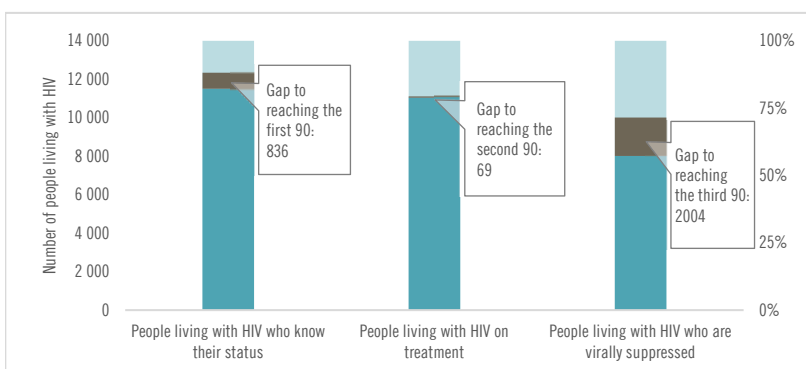
Incidence:prevalence ratio = **0.09**



KEY POPULATIONS

	Sex workers	Gay men and other men who have sex with men	People who inject drugs	Transgender people	Prisoners
Estimated size of population
HIV prevalence	4.2%	4.7%	3.4%
Know their HIV status	...	78.9%	80%
Antiretroviral therapy coverage	100%
Condom use	65.3%	53.4%	28.2%
Coverage of HIV prevention programmes	9.9%	14.3%	...	9.9%	...
Avoidance of health care because of stigma and discrimination	81.3%	68.9%

HIV TESTING AND TREATMENT CASCADE



	84% [78–91%]	80% [75–87%]	58% [54–63%]
All ages	>95%	>95%	>95%
Children (0–14)	[>95– >95%]	[>95– >95%]	[>95– >95%]
Women (15+)	86% [80–93%]	83% [78–89%]	59% [55–63%]
Men (15+)	76% [69–85%]	73% [65–81%]	53% [48–59%]

Is antiretroviral therapy provided in community settings (such as outside health facilities) for people who are stable on antiretroviral therapy? **No**

ELIMINATION OF MOTHER-TO-CHILD TRANSMISSION

	2010	2017
Percentage of pregnant women living with HIV accessing antiretroviral medicines	63% [56–68%]	56% [51–60%]
Early infant diagnosis	...% [...–...%]	61% [57–68%]

HIV COMORBIDITIES

Estimated number of incident tuberculosis cases among people living with HIV (2016)	170 [90–280]
Proportion of people living with HIV newly enrolled in HIV care with active tuberculosis (2016)	15.4%
Women who tested positive for HIV among those screened for cervical cancer (programme data) (2017)	72.2%
Proportion of people coinfecting with HIV and hepatitis B virus receiving combined treatment (2017)	100%
Proportion of people coinfecting with HIV and hepatitis C virus starting hepatitis C treatment (2017)	100%

HIV PREVENTION

Knowledge of HIV prevention among young people aged 15–24 years

— Women	...
— Men	...

Condom use at last higher-risk sex (with a non-marital, non-cohabiting partner)

— Women	...
— Men	...

Women aged 15–49 years who have their demand for family planning satisfied by modern methods

Men aged 15–49 years who are circumcised **Not applicable**

Male circumcisions performed according to national standards **Not applicable**

People who received PrEP at least once during the reporting period (2017) **...**

Harm reduction

— Use of sterile injecting equipment at last injection (2016)	47.4%
— Needles and syringes distributed per person who injects	...
— Coverage of opioid substitution therapy	...
— Naloxone available (2016)	No
— Safe injection rooms available (2016)	No

EPIDEMIC ESTIMATES

	2005	2010	2017
New HIV infections			
New HIV infections (all ages)	<100 [<100– <100]	<100 [<100– <100]	<100 [<100– <100]
New HIV infections (0–14)	... [...–...]	... [...–...]	... [...–...]
New HIV infections (women, 15+)	<100 [<100– <100]	<100 [<100– <100]	<100 [<100– <100]
New HIV infections (men, 15+)	<100 [<100– <100]	<100 [<100– <100]	<100 [<100– <100]
HIV incidence per 1000 population	0.04 [0.03–0.04]	0.04 [0.03–0.04]	0.04 [0.03–0.04]
AIDS-related deaths			
AIDS-related deaths (all ages)	<100 [<100– <100]	<100 [<100– <100]	<100 [<100– <100]
AIDS-related deaths (0–14)	... [...–...]	... [...–...]	... [...–...]
AIDS-related deaths (women, 15+)	<100 [<100– <100]	<100 [<100– <100]	<100 [<100– <100]
AIDS-related deaths (men, 15+)	<100 [<100– <100]	<100 [<100– <100]	<100 [<100– <100]
People living with HIV			
People living with HIV (all ages)	<200 [<200– <500]	<500 [<500– <500]	<500 [<500– <500]
People living with HIV (0–14)	... [...–...]	... [...–...]	... [...–...]
People living with HIV (women, 15+)	<100 [<100– <100]	<100 [<100– <100]	<200 [<100– <200]
People living with HIV (men, 15+)	<200 [<200– <200]	<200 [<200– <200]	<200 [<200– <500]

LAWS AND POLICIES

Laws criminalizing the transmission of, non-disclosure of or exposure to HIV transmission	...
Criminalization of sex work among consenting adults	...
Criminalization of same-sex sexual acts	...
Drug use or possession for personal use is an offence	...
Criminalization of transgender people	...
Laws or policies restricting the entry, stay and residence of people living with HIV	...
Parental consent for adolescents to access HIV testing	...
Spousal consent for married women to access sexual and reproductive health services	...
Mandatory HIV testing for marriage, work or residence permits or for certain groups	...

STIGMA AND DISCRIMINATION

Percentage of women and men aged 15–49 years who report discriminatory attitudes towards people living with HIV

Percentage of people living with HIV denied health services because of their HIV status in the last 12 months

Percentage of people living with HIV who reported a health-care professional told others about their HIV status without their consent

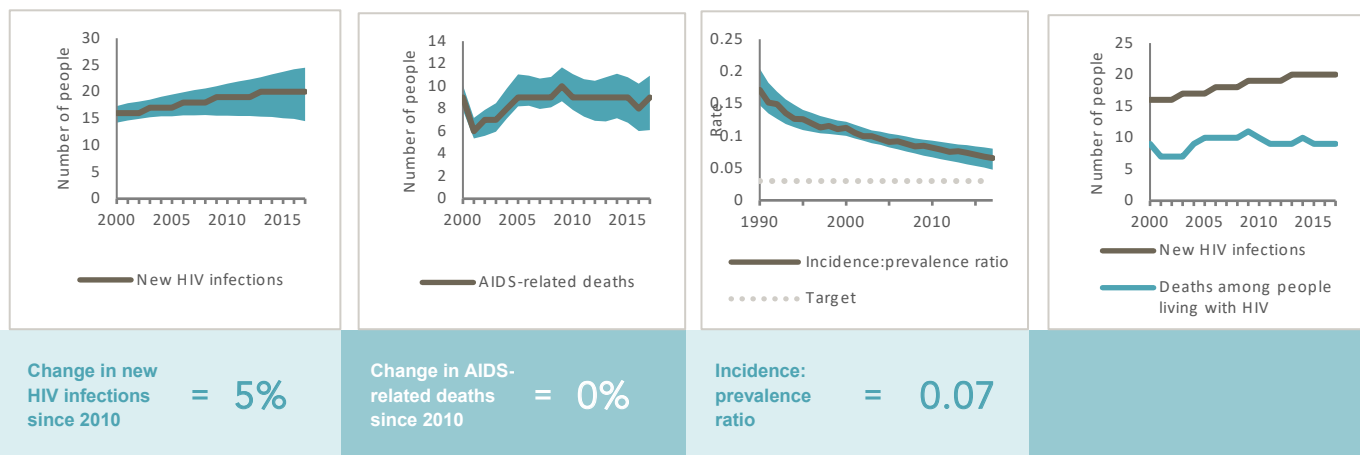
VIOLENCE

Proportion of ever-married or partnered women aged 15–49 years who experienced physical or sexual violence from a male intimate partner in the past 12 months

EXPENDITURES

	Financing sources					Total
	Domestic private	Domestic public	International: PEPFAR	International: Global Fund	International: all others	
Last available report:

EPIDEMIC TRANSITION METRICS



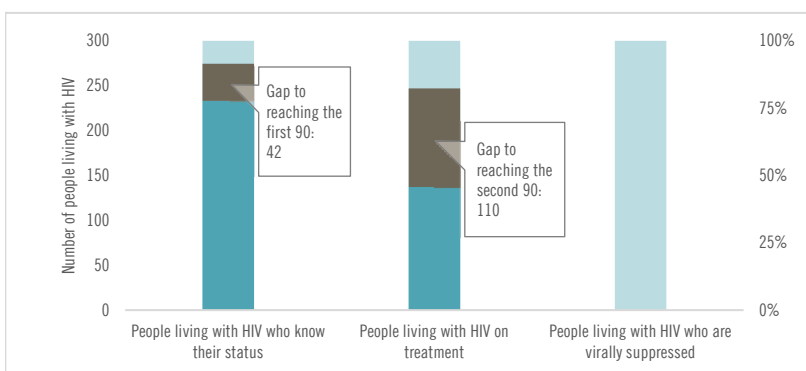
KEY POPULATIONS

	Sex workers	Gay men and other men who have sex with men	People who inject drugs	Transgender people	Prisoners
Estimated size of population
HIV prevalence
Know their HIV status
Antiretroviral therapy coverage
Condom use
Coverage of HIV prevention programmes
Avoidance of health care because of stigma and discrimination

HIV COMORBIDITIES

Estimated number of incident tuberculosis cases among people living with HIV (2016)	8 [7-10]
Proportion of people living with HIV newly enrolled in HIV care with active tuberculosis (2016)	...
Cervical cancer screening of women living with HIV	...
Proportion of people coinfectd with HIV and hepatitis B virus receiving combined treatment	...
Proportion of people coinfectd with HIV and hepatitis C virus starting hepatitis C treatment	...

HIV TESTING AND TREATMENT CASCADE



All ages	76% [64-87%]	45% [37-51%]	...% [...-...%]
Children (0-14)	...% [...-...%]	...% [...-...%]	...% [...-...%]
Women (15+)	39% [32-45%]	39% [32-45%]	...% [...-...%]
Men (15+)	>95% [83- >95%]	50% [42-57%]	...% [...-...%]

Is antiretroviral therapy provided in community settings (such as outside health facilities) for people who are stable on antiretroviral therapy?	...
---	-----

ELIMINATION OF MOTHER-TO-CHILD TRANSMISSION

	2010	2017
Percentage of pregnant women living with HIV accessing antiretroviral medicines	...% [...-...%]	...% [...-...%]
Early infant diagnosis	...% [...-...%]	...% [...-...%]

HIV PREVENTION

Knowledge of HIV prevention among young people aged 15-24 years	...
— Women	...
— Men	...
Condom use at last higher-risk sex (with a non-marital, non-cohabiting partner)	...
— Women	...
— Men	...
Women aged 15-49 years who have their demand for family planning satisfied by modern methods	...
Men aged 15-49 years who are circumcised	Not applicable
Male circumcisions performed according to national standards	Not applicable
People who received PrEP at least once during the reporting period (2017)	...
Harm reduction	...
— Use of sterile injecting equipment at last injection	...
— Needles and syringes distributed per person who injects	...
— Coverage of opioid substitution therapy	...
— Naloxone available (2016)	...
— Safe injection rooms available (2016)	...

EPIDEMIC ESTIMATES

	2005	2010	2017
New HIV infections			
New HIV infections (all ages)	610 [<500–930]	520 [<500–770]	560 [<500–1000]
New HIV infections (0–14)	<200 [<200– <500]	<200 [<100– <200]	<100 [<100– <200]
New HIV infections (women, 15+)	<500 [<200– <500]	<500 [<200– <500]	<500 [<200–510]
New HIV infections (men, 15+)	<200 [<100– <500]	<200 [<200– <500]	<500 [<200– <500]
HIV incidence per 1000 population	0.8 [0.48–1.23]	0.63 [0.42–0.94]	0.61 [0.33–1.09]
AIDS-related deaths			
AIDS-related deaths (all ages)	780 [560–1000]	780 [590–1000]	560 [<500–810]
AIDS-related deaths (0–14)	<200 [<100– <200]	<100 [<100– <200]	<100 [<100– <100]
AIDS-related deaths (women, 15+)	<500 [<500– <500]	<500 [<500–510]	<500 [<200– <500]
AIDS-related deaths (men, 15+)	<500 [<500– <500]	<500 [<500– <500]	<500 [<200– <500]
People living with HIV			
People living with HIV (all ages)	12 000 [9200–15 000]	10 000 [7300–13 000]	9100 [6300–13 000]
People living with HIV (0–14)	950 [740–1200]	1000 [810–1300]	780 [560–1000]
People living with HIV (women, 15+)	6200 [4800–7800]	5200 [3700–7000]	4800 [3200–6700]
People living with HIV (men, 15+)	4800 [3600–6100]	3900 [2700–5100]	3500 [2400–5100]

LAWS AND POLICIES

Laws criminalizing the transmission of, non-disclosure of or exposure to HIV transmission	...
Criminalization of sex work among consenting adults	...
Criminalization of same-sex sexual acts	...
Drug use or possession for personal use is an offence	...
Criminalization of transgender people	...
Laws or policies restricting the entry, stay and residence of people living with HIV	...
Parental consent for adolescents to access HIV testing	...
Spousal consent for married women to access sexual and reproductive health services	...
Mandatory HIV testing for marriage, work or residence permits or for certain groups	...

STIGMA AND DISCRIMINATION

Percentage of women and men aged 15–49 years who report discriminatory attitudes towards people living with HIV

Percentage of people living with HIV denied health services because of their HIV status in the last 12 months

Percentage of people living with HIV who reported a health-care professional told others about their HIV status without their consent

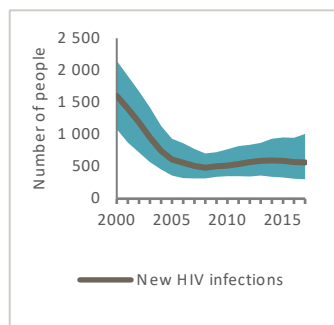
VIOLENCE

Proportion of ever-married or partnered women aged 15–49 years who experienced physical or sexual violence from a male intimate partner in the past 12 months

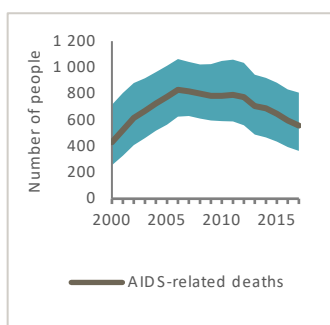
EXPENDITURES

	Financing sources					Total
	Domestic private	Domestic public	International: PEPFAR	International: Global Fund	International: all others	
Last available report: 2014	...	US\$ 274 426	...	US\$ 1 563 399	US\$ 1 045 940	US\$ 2 883 765

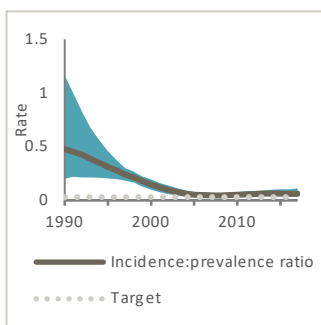
EPIDEMIC TRANSITION METRICS



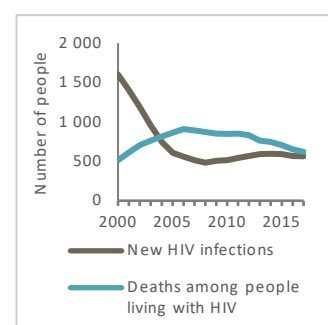
Change in new HIV infections since 2010 = 9%



Change in AIDS-related deaths since 2010 = -29%



Incidence:prevalence ratio = 0.06



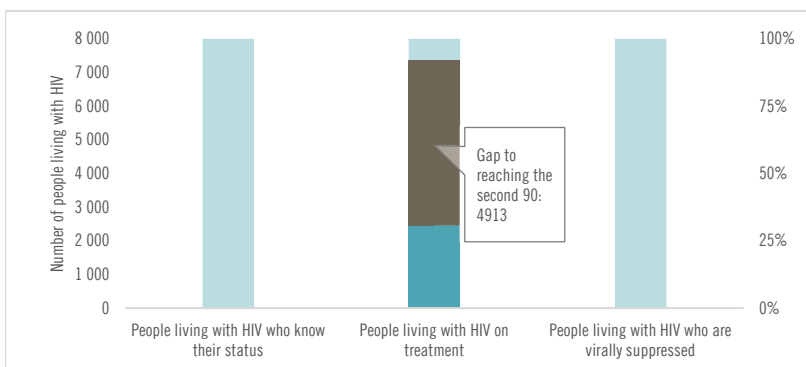
KEY POPULATIONS

	Sex workers	Gay men and other men who have sex with men	People who inject drugs	Transgender people	Prisoners
Estimated size of population	2 865
HIV prevalence	12.9%
Know their HIV status
Antiretroviral therapy coverage
Condom use	66.4%
Coverage of HIV prevention programmes
Avoidance of health care because of stigma and discrimination

HIV COMORBIDITIES

Estimated number of incident tuberculosis cases among people living with HIV (2016)	170 [130–210]
Proportion of people living with HIV newly enrolled in HIV care with active tuberculosis (2016)	18.6%
Cervical cancer screening of women living with HIV	...
Proportion of people coinfecting with HIV and hepatitis B virus receiving combined treatment	...
Proportion of people coinfecting with HIV and hepatitis C virus starting hepatitis C treatment	...

HIV TESTING AND TREATMENT CASCADE



	...	27% [19–38%]	...
All ages	[...–...%]		[...–...%]
Children (0–14)	[...–...%]	11% [8–14%]	[...–...%]
Women (15+)	[...–...%]	30% [20–42%]	[...–...%]
Men (15+)	[...–...%]	26% [18–38%]	[...–...%]

Is antiretroviral therapy provided in community settings (such as outside health facilities) for people who are stable on antiretroviral therapy?	...
---	-----

ELIMINATION OF MOTHER-TO-CHILD TRANSMISSION

	2010	2017
Percentage of pregnant women living with HIV accessing antiretroviral medicines	11% [8–16%]	21% [15–29%]
Early infant diagnosis	...% [...–...%]	10% [7–15%]

HIV PREVENTION

Knowledge of HIV prevention among young people aged 15–24 years	...
— Women	...
— Men	...
Condom use at last higher-risk sex (with a non-marital, non-cohabiting partner)	...
— Women	...
— Men	...
Women aged 15–49 years who have their demand for family planning satisfied by modern methods	...
Men aged 15–49 years who are circumcised	Not applicable
Male circumcisions performed according to national standards	Not applicable
People who received PrEP at least once during the reporting period (2017)	...

Harm reduction

— Use of sterile injecting equipment at last injection	...
— Needles and syringes distributed per person who injects	...
— Coverage of opioid substitution therapy	...
— Naloxone available (2016)	...
— Safe injection rooms available (2016)	...

EPIDEMIC ESTIMATES

	2005	2010	2017
New HIV infections			
New HIV infections (all ages)	690 [620–750]	1200 [1100–1300]	2300 [2100–2600]
New HIV infections (0–14)	<100 [<100– <100]	<100 [<100– <100]	<100 [<100– <200]
New HIV infections (women, 15+)	<200 [<200– <500]	<500 [<500– <500]	650 [580–730]
New HIV infections (men, 15+)	<500 [<500–520]	800 [700–890]	1600 [1400–1800]
HIV incidence per 1000 population	<0.01 [<0.01– <0.01]	0.01 [0.01–0.02]	0.02 [0.02–0.03]
AIDS-related deaths			
AIDS-related deaths (all ages)	<200 [<200– <500]	<500 [<500– <500]	<500 [<500–550]
AIDS-related deaths (0–14)	<100 [<100– <100]	<100 [<100– <100]	<100 [<100– <100]
AIDS-related deaths (women, 15+)	<100 [<100– <100]	<100 [<100– <100]	<200 [<200– <200]
AIDS-related deaths (men, 15+)	<200 [<200– <200]	<200 [<200– <500]	<500 [<500– <500]
People living with HIV			
People living with HIV (all ages)	4300 [3900–4700]	7700 [6900–8400]	16 000 [15 000–18 000]
People living with HIV (0–14)	<100 [<100– <100]	<200 [<200– <200]	<500 [<500– <500]
People living with HIV (women, 15+)	1200 [1100–1400]	2200 [2000–2400]	4800 [4400–5300]
People living with HIV (men, 15+)	3000 [2600–3300]	5300 [4700–5900]	11 000 [9900–13 000]

LAWS AND POLICIES

Laws criminalizing the transmission of, non-disclosure of or exposure to HIV transmission	No, but prosecutions exist based on general criminal laws
Criminalization of sex work among consenting adults	Selling and buying sexual services is criminalized
Criminalization of same-sex sexual acts	...
Drug use or possession for personal use is an offence	...
Criminalization of transgender people	Neither criminalized nor prosecuted
Laws or policies restricting the entry, stay and residence of people living with HIV	Yes
Parental consent for adolescents to access HIV testing	Yes, for adolescents younger than 18 years
Spousal consent for married women to access sexual and reproductive health services	No
Mandatory HIV testing for marriage, work or residence permits or for certain groups	No

STIGMA AND DISCRIMINATION

Percentage of women and men aged 15–49 years who report discriminatory attitudes towards people living with HIV **2005**
87.2*

Percentage of people living with HIV denied health services because of their HIV status in the last 12 months

Percentage of people living with HIV who reported a health-care professional told others about their HIV status without their consent

VIOLENCE

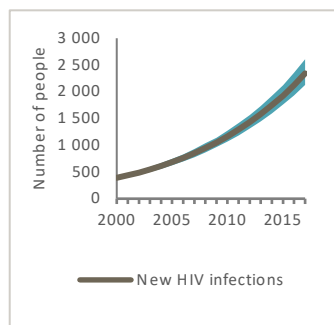
Proportion of ever-married or partnered women aged 15–49 years who experienced physical or sexual violence from a male intimate partner in the past 12 months **2014**
14

*Female respondents only

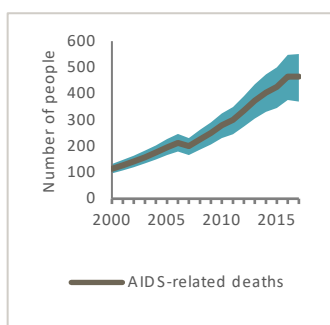
EXPENDITURES

	Financing sources					Total
	Domestic private	Domestic public	International: PEPFAR	International: Global Fund	International: all others	
Last available report: 2008	US\$ 113 715	US\$ 3 793 463	...	US\$ 1 338 706	US\$ 1 432 081	US\$ 7 652 152

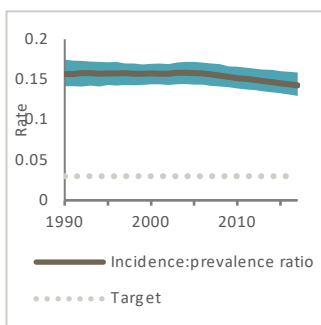
EPIDEMIC TRANSITION METRICS



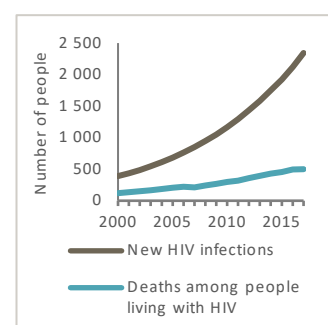
Change in new HIV infections since 2010 = **101%**



Change in AIDS-related deaths since 2010 = **66%**



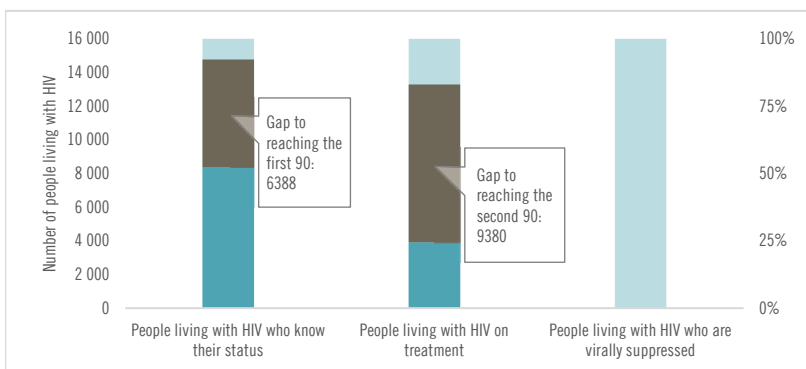
Incidence:prevalence ratio = **0.14**



KEY POPULATIONS

	Sex workers	Gay men and other men who have sex with men	People who inject drugs	Transgender people	Prisoners
Estimated size of population	22 986	64 318	93 314
HIV prevalence	2.8%	6.2%	2.4%
Know their HIV status	...	96.7%	95.4%
Antiretroviral therapy coverage
Condom use	13.9%	38.8%	2.3%
Coverage of HIV prevention programmes
Avoidance of health care because of stigma and discrimination

HIV TESTING AND TREATMENT CASCADE



All ages	51% [46–57%]	24% [21–27%]	...% [...–...%]
Children (0–14)	82% [77–88%]	33% [31–35%]	...% [...–...%]
Women (15+)	29% [26–32%]	19% [18–21%]	...% [...–...%]
Men (15+)	60% [52–67%]	26% [22–29%]	...% [...–...%]

Is antiretroviral therapy provided in community settings (such as outside health facilities) for people who are stable on antiretroviral therapy? **No**

ELIMINATION OF MOTHER-TO-CHILD TRANSMISSION

	2010	2017
Percentage of pregnant women living with HIV accessing antiretroviral medicines	7% [7–8%]	9% [8–10%]
Early infant diagnosis	5% [4–5%]	11% [10–12%]

HIV COMORBIDITIES

Estimated number of incident tuberculosis cases among people living with HIV (2016)	31 [20–44]
Proportion of people living with HIV newly enrolled in HIV care with active tuberculosis (2016)	...
Cervical cancer screening of women living with HIV	...
Proportion of people coinfecting with HIV and hepatitis B virus receiving combined treatment	...
Proportion of people coinfecting with HIV and hepatitis C virus starting hepatitis C treatment	...

HIV PREVENTION

Knowledge of HIV prevention among young people aged 15–24 years (2015)	
— Women	4.1%
— Men	6.6%
Condom use at last higher-risk sex (with a non-marital, non-cohabiting partner)	
— Women	...
— Men	...
Women aged 15–49 years who have their demand for family planning satisfied by modern methods (2014)	80%
Men aged 15–49 years who are circumcised	Not applicable
Male circumcisions performed according to national standards	Not applicable
People who received PrEP at least once during the reporting period (2017)	...
Harm reduction	
— Use of sterile injecting equipment at last injection (2015)	31.5%
— Needles and syringes distributed per person who injects (2016)	1.3
— Coverage of opioid substitution therapy	...
— Naloxone available (2016)	...
— Safe injection rooms available (2016)	No

EPIDEMIC ESTIMATES

	2005	2010	2017
New HIV infections			
New HIV infections (all ages)	6200 [4100–9700]	5200 [3100–9000]	4700 [1400–11 000]
New HIV infections (0–14)	<200 [<100– <200]	<200 [<100– <200]	<100 [<100– <500]
New HIV infections (women, 15+)	1100 [740–1800]	1100 [660–2100]	1200 [<500–2900]
New HIV infections (men, 15+)	4900 [3300–7800]	3900 [2200–6900]	3400 [990–8400]
HIV incidence per 1000 population	0.09 [0.06–0.14]	0.07 [0.04–0.12]	0.06 [0.02–0.14]
AIDS-related deaths			
AIDS-related deaths (all ages)	1500 [850–2800]	2700 [1800–4000]	3500 [2100–6000]
AIDS-related deaths (0–14)	<100 [<100– <200]	<100 [<100– <200]	<100 [<100– <200]
AIDS-related deaths (women, 15+)	<500 [<500–810]	600 [<500–900]	750 [<500–1300]
AIDS-related deaths (men, 15+)	1000 [570–1900]	2100 [1400–3000]	2700 [1600–4600]
People living with HIV			
People living with HIV (all ages)	39 000 [27 000–57 000]	52 000 [36 000–72 000]	60 000 [31 000–110 000]
People living with HIV (0–14)	520 [<500–1000]	620 [<500–1000]	700 [<500–1100]
People living with HIV (women, 15+)	8800 [5900–14 000]	12 000 [8400–17 000]	15 000 [8300–28 000]
People living with HIV (men, 15+)	30 000 [21 000–43 000]	40 000 [28 000–55 000]	44 000 [23 000–84 000]

LAWS AND POLICIES

Laws criminalizing the transmission of, non-disclosure of or exposure to HIV transmission	No
Criminalization of sex work among consenting adults	...
Criminalization of same-sex sexual acts	...
Drug use or possession for personal use is an offence	Possession of drugs for personal use is specified as a criminal offence
Criminalization of transgender people	Neither criminalized nor prosecuted
Laws or policies restricting the entry, stay and residence of people living with HIV	No
Parental consent for adolescents to access HIV testing	Yes, for adolescents younger than 14 years
Spousal consent for married women to access sexual and reproductive health services	No
Mandatory HIV testing for marriage, work or residence permits or for certain groups	Yes

STIGMA AND DISCRIMINATION

Percentage of women and men aged 15–49 years who report discriminatory attitudes towards people living with HIV

Percentage of people living with HIV denied health services because of their HIV status in the last 12 months

Percentage of people living with HIV who reported a health-care professional told others about their HIV status without their consent

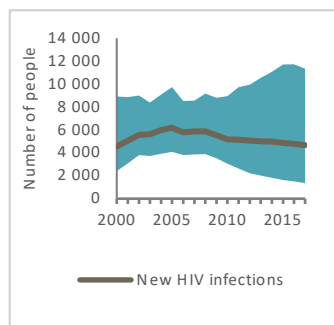
VIOLENCE

Proportion of ever-married or partnered women aged 15–49 years who experienced physical or sexual violence from a male intimate partner in the past 12 months

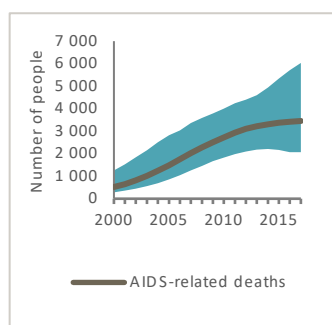
EXPENDITURES

	Financing sources					Total
	Domestic private	Domestic public	International: PEPFAR	International: Global Fund	International: all others	
Last available report: 2012	US\$ 2 093 938	US\$ 69 420 049	US\$ 74 486 120

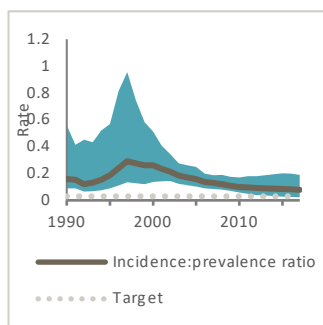
EPIDEMIC TRANSITION METRICS



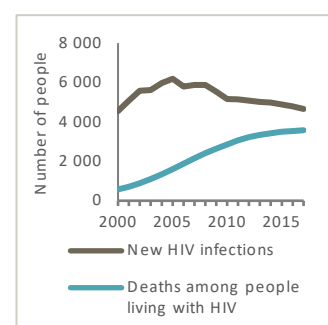
Change in new HIV infections since 2010 = **-10%**



Change in AIDS-related deaths since 2010 = **27%**



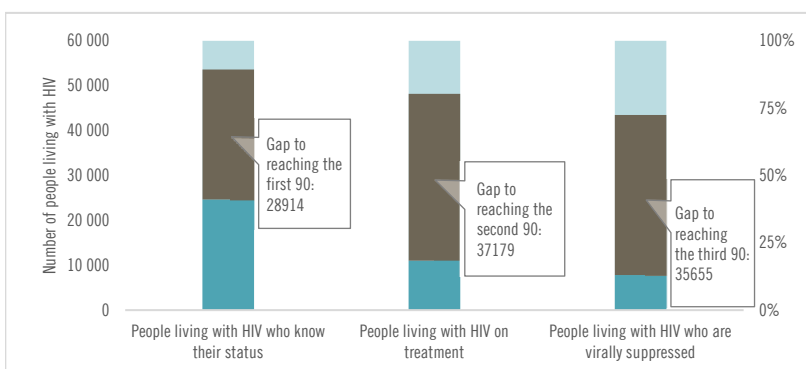
Incidence:prevalence ratio = **0.08**



KEY POPULATIONS

	Sex workers	Gay men and other men who have sex with men	People who inject drugs	Transgender people	Prisoners
Estimated size of population
HIV prevalence	2.1%	...	9.3%	...	0.9%
Know their HIV status	70.6%
Antiretroviral therapy coverage
Condom use	59.1%
Coverage of HIV prevention programmes
Avoidance of health care because of stigma and discrimination

HIV TESTING AND TREATMENT CASCADE



	41% [22–78%]	19% [10–35%]	13% [7–25%]
All ages			
Children (0–14)	85% [52–>95%]	53% [32–84%]	25% [16–40%]
Women (15+)	33% [18–61%]	22% [12–41%]	17% [9–31%]
Men (15+)	44% [22–84%]	17% [9–32%]	12% [6–22%]

Is antiretroviral therapy provided in community settings (such as outside health facilities) for people who are stable on antiretroviral therapy? **No**

ELIMINATION OF MOTHER-TO-CHILD TRANSMISSION

	2010	2017
Percentage of pregnant women living with HIV accessing antiretroviral medicines	13% [9–20%]	55% [29–>95%]
Early infant diagnosis	13% [9–18%]	31% [16–58%]

HIV COMORBIDITIES

Estimated number of incident tuberculosis cases among people living with HIV (2016)	350 [230–500]
Proportion of people living with HIV newly enrolled in HIV care with active tuberculosis (2016)	4%
Women who tested positive for HIV among those screened for cervical cancer (programme data) (2016)	14.1%
Proportion of people coinfecting with HIV and hepatitis B virus receiving combined treatment (2017)	100%
Proportion of people coinfecting with HIV and hepatitis C virus starting hepatitis C treatment	...

HIV PREVENTION

Knowledge of HIV prevention among young people aged 15–24 years	
— Women	...
— Men	...
Condom use at last higher-risk sex (with a non-marital, non-cohabiting partner)	
— Women	...
— Men	...
Women aged 15–49 years who have their demand for family planning satisfied by modern methods	...
Men aged 15–49 years who are circumcised	Not applicable
Male circumcisions performed according to national standards	Not applicable
People who received PrEP at least once during the reporting period (2017)	...

Harm reduction	
— Use of sterile injecting equipment at last injection (2014)	81.6%
— Needles and syringes distributed per person who injects (2017)	50.18
— Coverage of opioid substitution therapy (2017)	11%
— Naloxone available (2016)	Yes
— Safe injection rooms available (2016)	No

EPIDEMIC ESTIMATES

	2005	2010	2017
New HIV infections			
New HIV infections (all ages)	<100 [<100– <100]	<100 [<100– <100]	<100 [<100– <100]
New HIV infections (0–14)	... [...–...]	... [...–...]	... [...–...]
New HIV infections (women, 15+)	<100 [<100– <100]	<100 [<100– <100]	<100 [<100– <100]
New HIV infections (men, 15+)	<100 [<100– <100]	<100 [<100– <100]	<100 [<100– <100]
HIV incidence per 1000 population	0.02 [0.01–0.02]	0.02 [0.02–0.03]	0.05 [0.04–0.07]
AIDS-related deaths			
AIDS-related deaths (all ages)	<100 [<100– <100]	<100 [<100– <100]	<100 [<100– <100]
AIDS-related deaths (0–14)	... [...–...]	... [...–...]	... [...–...]
AIDS-related deaths (women, 15+)	<100 [<100– <100]	<100 [<100– <100]	<100 [<100– <100]
AIDS-related deaths (men, 15+)	<100 [<100– <100]	<100 [<100– <100]	<100 [<100– <100]
People living with HIV			
People living with HIV (all ages)	<200 [<200– <200]	<500 [<500– <500]	540 [<500–640]
People living with HIV (0–14)	... [...–...]	... [...–...]	... [...–...]
People living with HIV (women, 15+)	<100 [<100– <100]	<100 [<100– <100]	<200 [<200– <200]
People living with HIV (men, 15+)	<100 [<100– <200]	<200 [<200– <200]	<500 [<500– <500]

LAWS AND POLICIES

Laws criminalizing the transmission of, non-disclosure of or exposure to HIV transmission	Yes
Criminalization of sex work among consenting adults	Selling and buying sexual services is criminalized
Criminalization of same-sex sexual acts	Yes, imprisonment (up to 14 years)
Drug use or possession for personal use is an offence	Possession of drugs for personal use is specified as a criminal offence
Criminalization of transgender people	Both criminalized and prosecuted
Laws or policies restricting the entry, stay and residence of people living with HIV	Yes
Parental consent for adolescents to access HIV testing	Yes, for adolescents younger than 18 years
Spousal consent for married women to access sexual and reproductive health services	Yes
Mandatory HIV testing for marriage, work or residence permits or for certain groups	Yes

STIGMA AND DISCRIMINATION

Percentage of women and men aged 15–49 years who report discriminatory attitudes towards people living with HIV

Percentage of people living with HIV denied health services because of their HIV status in the last 12 months

Percentage of people living with HIV who reported a health-care professional told others about their HIV status without their consent

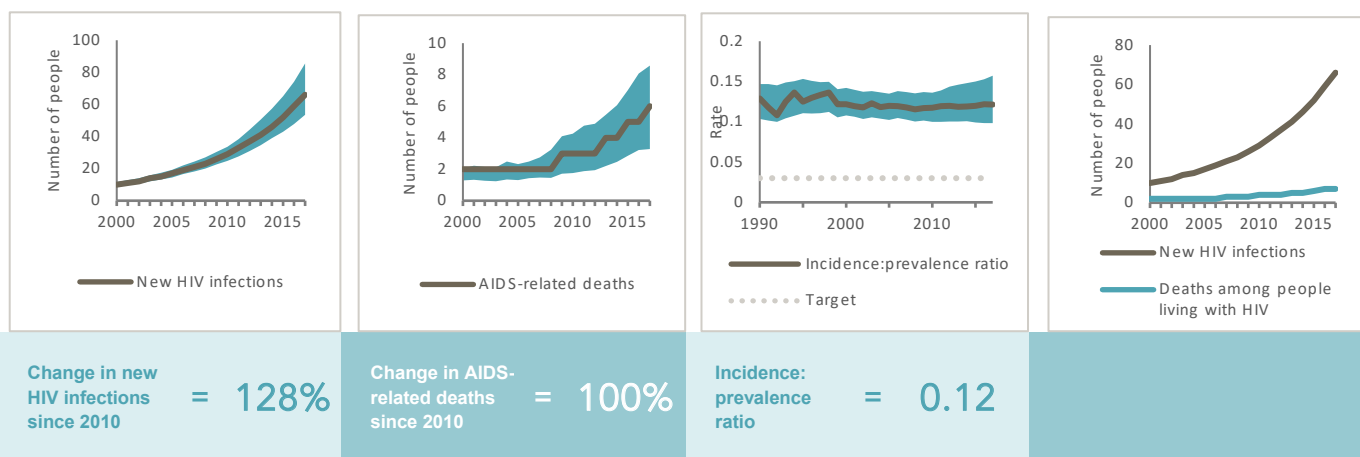
VIOLENCE

Proportion of ever-married or partnered women aged 15–49 years who experienced physical or sexual violence from a male intimate partner in the past 12 months

EXPENDITURES

	Financing sources					Total
	Domestic private	Domestic public	International: PEPFAR	International: Global Fund	International: all others	
Last available report: 2014	...	US\$ 22 365 503	US\$ 22 365 503

EPIDEMIC TRANSITION METRICS



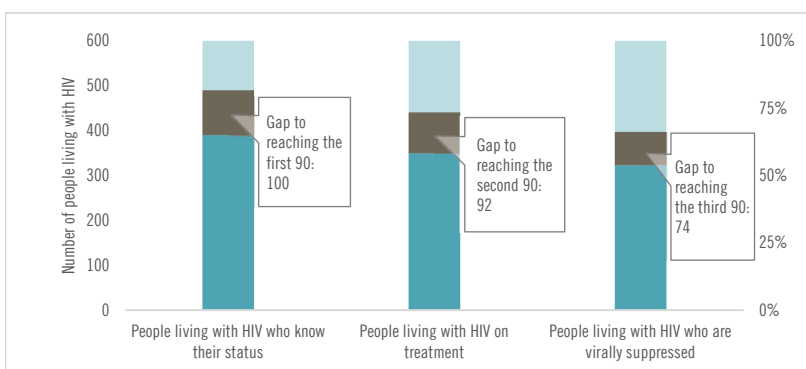
KEY POPULATIONS

	Sex workers	Gay men and other men who have sex with men	People who inject drugs	Transgender people	Prisoners
Estimated size of population	5 041
HIV prevalence	0.1%	...	0.1%
Know their HIV status
Antiretroviral therapy coverage	80%	...	100%
Condom use
Coverage of HIV prevention programmes
Avoidance of health care because of stigma and discrimination

HIV COMORBIDITIES

Estimated number of incident tuberculosis cases among people living with HIV (2016)	4 [3–4]
Proportion of people living with HIV newly enrolled in HIV care with active tuberculosis (2016)	0%
Women who tested positive for HIV among those screened for cervical cancer (programme data) (2017)	65.5%
Proportion of people coinfectd with HIV and hepatitis B virus receiving combined treatment (2017)	100%
Proportion of people coinfectd with HIV and hepatitis C virus starting hepatitis C treatment	...

HIV TESTING AND TREATMENT CASCADE



All ages	72% [63–85%]	64% [56–75%]	59% [52–70%]
Children (0–14)	...% [...–...%]	...% [...–...%]	...% [...–...%]
Women (15+)	63% [55–74%]	54% [48–64%]	50% [44–59%]
Men (15+)	75% [66–88%]	68% [59–80%]	63% [55–73%]

Is antiretroviral therapy provided in community settings (such as outside health facilities) for people who are stable on antiretroviral therapy?	No
--	----

ELIMINATION OF MOTHER-TO-CHILD TRANSMISSION

	2010	2017
Percentage of pregnant women living with HIV accessing antiretroviral medicines	...% [...–...%]	...% [...–...%]
Early infant diagnosis	...% [...–...%]	...% [...–...%]

HIV PREVENTION

Knowledge of HIV prevention among young people aged 15–24 years	...
— Women	...
— Men	...
Condom use at last higher-risk sex (with a non-marital, non-cohabiting partner)	...
— Women	...
— Men	...
Women aged 15–49 years who have their demand for family planning satisfied by modern methods	...
Men aged 15–49 years who are circumcised	Not applicable
Male circumcisions performed according to national standards	Not applicable
People who received PrEP at least once during the reporting period (2017)	36

Harm reduction	...
— Use of sterile injecting equipment at last injection	...
— Needles and syringes distributed per person who injects	...
— Coverage of opioid substitution therapy	...
— Naloxone available (2016)	No
— Safe injection rooms available (2016)	No

EPIDEMIC ESTIMATES

	2005	2010	2017
New HIV infections			
New HIV infections (all ages)	... [...-...]	... [...-...]	<200 [<200- <200]
New HIV infections (0–14)	... [...-...]	... [...-...]	... [...-...]
New HIV infections (women, 15+)	... [...-...]	... [...-...]	<100 [<100- <100]
New HIV infections (men, 15+)	... [...-...]	... [...-...]	<200 [<100- <200]
HIV incidence per 1000 population	... [...-...]	... [...-...]	0.03 [0.02–0.03]
AIDS-related deaths			
AIDS-related deaths (all ages)	<100 [<100- <100]	<100 [<100- <100]	<100 [<100- <100]
AIDS-related deaths (0–14)	... [...-...]	... [...-...]	... [...-...]
AIDS-related deaths (women, 15+)	<100 [<100- <100]	<100 [<100- <100]	<100 [<100- <100]
AIDS-related deaths (men, 15+)	<100 [<100- <100]	<100 [<100- <100]	<100 [<100- <100]
People living with HIV			
People living with HIV (all ages)	950 [820–1100]	1300 [1100–1400]	2200 [1900–2500]
People living with HIV (0–14)	... [...-...]	... [...-...]	... [...-...]
People living with HIV (women, 15+)	<500 [<200- <500]	<500 [<500- <500]	<500 [<500–500]
People living with HIV (men, 15+)	730 [610–840]	980 [840–1100]	1700 [1500–1900]

LAWS AND POLICIES

Laws criminalizing the transmission of, non-disclosure of or exposure to HIV transmission	...
Criminalization of sex work among consenting adults	...
Criminalization of same-sex sexual acts	...
Drug use or possession for personal use is an offence	...
Criminalization of transgender people	...
Laws or policies restricting the entry, stay and residence of people living with HIV	...
Parental consent for adolescents to access HIV testing	...
Spousal consent for married women to access sexual and reproductive health services	...
Mandatory HIV testing for marriage, work or residence permits or for certain groups	...

STIGMA AND DISCRIMINATION

Percentage of women and men aged 15–49 years who report discriminatory attitudes towards people living with HIV

Percentage of people living with HIV denied health services because of their HIV status in the last 12 months

Percentage of people living with HIV who reported a health-care professional told others about their HIV status without their consent

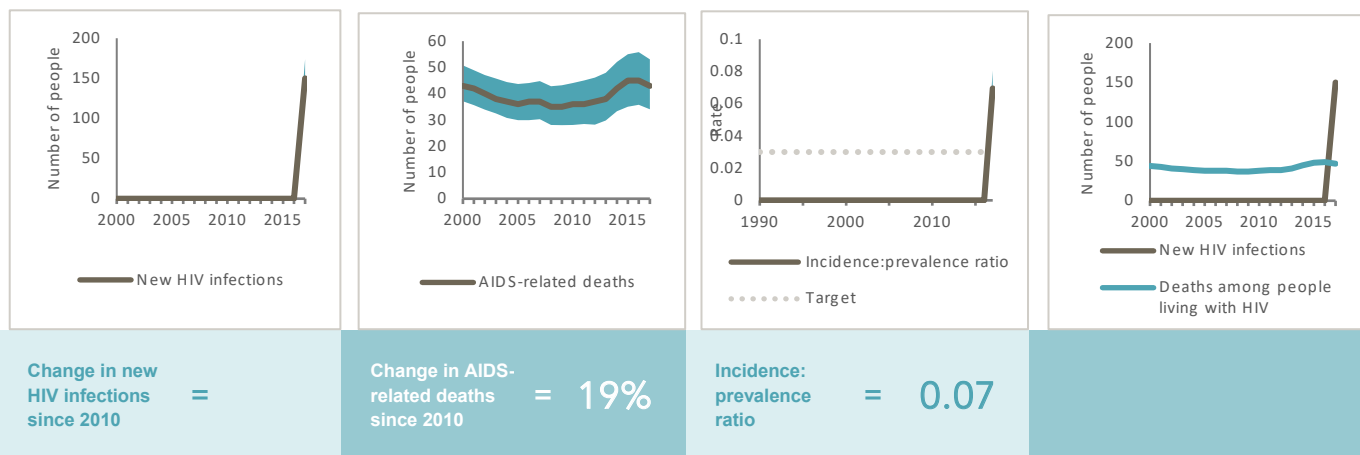
VIOLENCE

Proportion of ever-married or partnered women aged 15–49 years who experienced physical or sexual violence from a male intimate partner in the past 12 months

EXPENDITURES

	Financing sources					Total
	Domestic private	Domestic public	International: PEPFAR	International: Global Fund	International: all others	
Last available report: 2013	...	US\$ 3 154 875	US\$ 578 122	US\$ 5 191 497

EPIDEMIC TRANSITION METRICS



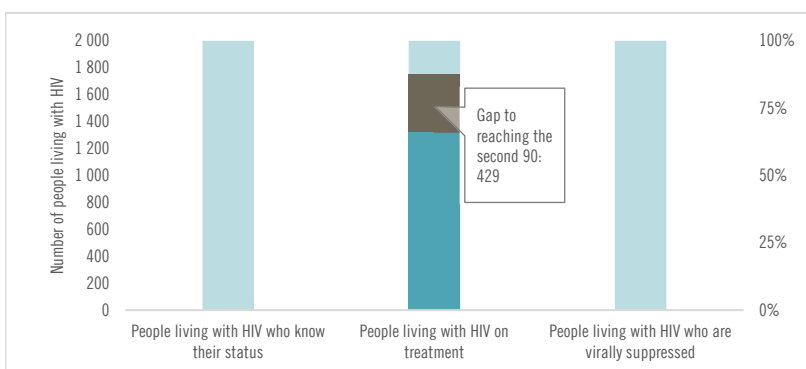
KEY POPULATIONS

	Sex workers	Gay men and other men who have sex with men	People who inject drugs	Transgender people	Prisoners
Estimated size of population	4 220	4 220	3 114
HIV prevalence	...	27.5%	0.9%	...	0.1%
Know their HIV status
Antiretroviral therapy coverage	100%
Condom use	96.3%	75%	40%
Coverage of HIV prevention programmes
Avoidance of health care because of stigma and discrimination

HIV COMORBIDITIES

Estimated number of incident tuberculosis cases among people living with HIV (2016)	6 [5-7]
Proportion of people living with HIV newly enrolled in HIV care with active tuberculosis (2016)	0%
Cervical cancer screening of women living with HIV	...
Proportion of people coinfectd with HIV and hepatitis B virus receiving combined treatment	...
Proportion of people coinfectd with HIV and hepatitis C virus starting hepatitis C treatment (2017)	100%

HIV TESTING AND TREATMENT CASCADE



All ages	...% [...-...%]	61% [54-69%]	...% [...-...%]
Children (0-14)	...% [...-...%]	...% [...-...%]	...% [...-...%]
Women (15+)	...% [...-...%]	30% [27-33%]	...% [...-...%]
Men (15+)	...% [...-...%]	70% [62-80%]	...% [...-...%]

Is antiretroviral therapy provided in community settings (such as outside health facilities) for people who are stable on antiretroviral therapy?	...
--	-----

ELIMINATION OF MOTHER-TO-CHILD TRANSMISSION

	2010	2017
Percentage of pregnant women living with HIV accessing antiretroviral medicines	...% [...-...%]	...% [...-...%]
Early infant diagnosis	...% [...-...%]	...% [...-...%]

HIV PREVENTION

Knowledge of HIV prevention among young people aged 15-24 years	
— Women	...
— Men	...
Condom use at last higher-risk sex (with a non-marital, non-cohabiting partner)	
— Women	...
— Men	...
Women aged 15-49 years who have their demand for family planning satisfied by modern methods	...
Men aged 15-49 years who are circumcised	Not applicable
Male circumcisions performed according to national standards	Not applicable
People who received PrEP at least once during the reporting period (2017)	...
Harm reduction	
— Use of sterile injecting equipment at last injection (2016)	73.9%
— Needles and syringes distributed per person who injects	...
— Coverage of opioid substitution therapy (2015)	49.7%
— Naloxone available (2016)	...
— Safe injection rooms available (2016)	...

EPIDEMIC ESTIMATES

	2005	2010	2017
New HIV infections			
New HIV infections (all ages)	1400 [1100–2000]	1300 [910–1800]	990 [700–1600]
New HIV infections (0–14)	<100 [<100– <100]	<100 [<100– <100]	<100 [<100– <100]
New HIV infections (women, 15+)	<500 [<500–680]	<500 [<500–620]	<500 [<500– <500]
New HIV infections (men, 15+)	900 [640–1200]	790 [550–1200]	650 [<500–1000]
HIV incidence per 1000 population	0.05 [0.03–0.07]	0.04 [0.03–0.06]	0.03 [0.02–0.04]
AIDS-related deaths			
AIDS-related deaths (all ages)	530 [<500–780]	670 [<500–980]	<500 [<500–810]
AIDS-related deaths (0–14)	<100 [<100– <100]	<100 [<100– <100]	<100 [<100– <100]
AIDS-related deaths (women, 15+)	<200 [<200– <500]	<500 [<200– <500]	<100 [<100– <200]
AIDS-related deaths (men, 15+)	<500 [<500–500]	<500 [<500–650]	<500 [<500–650]
People living with HIV			
People living with HIV (all ages)	14 000 [11 000–18 000]	17 000 [13 000–23 000]	20 000 [16 000–27 000]
People living with HIV (0–14)	<500 [<200– <500]	<500 [<500– <500]	<500 [<500–520]
People living with HIV (women, 15+)	5100 [3800–6700]	6300 [4900–8300]	7800 [6100–10 000]
People living with HIV (men, 15+)	8700 [6400–11 000]	10 000 [7800–14 000]	12 000 [9300–17 000]

LAWS AND POLICIES

Laws criminalizing the transmission of, non-disclosure of or exposure to HIV transmission	No
Criminalization of sex work among consenting adults	Selling and buying sexual services is criminalized
Criminalization of same-sex sexual acts	Yes, imprisonment (up to 14 years)
Drug use or possession for personal use is an offence	Possession of drugs for personal use is specified as a criminal offence
Criminalization of transgender people	Both criminalized and prosecuted
Laws or policies restricting the entry, stay and residence of people living with HIV	No
Parental consent for adolescents to access HIV testing	Yes, for adolescents younger than 18 years
Spousal consent for married women to access sexual and reproductive health services	No
Mandatory HIV testing for marriage, work or residence permits or for certain groups	Yes

STIGMA AND DISCRIMINATION

Percentage of women and men aged 15–49 years who report discriminatory attitudes towards people living with HIV

Percentage of people living with HIV denied health services because of their HIV status in the last 12 months **2017**
41.2

Percentage of people living with HIV who reported a health-care professional told others about their HIV status without their consent **2017**
15.5

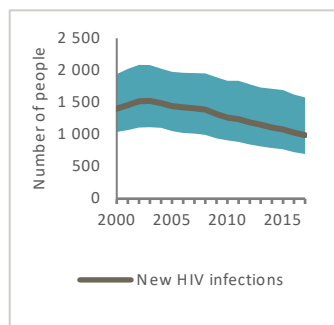
VIOLENCE

Proportion of ever-married or partnered women aged 15–49 years who experienced physical or sexual violence from a male intimate partner in the past 12 months

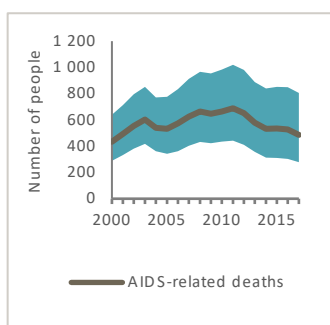
EXPENDITURES

	Financing sources					Total
	Domestic private	Domestic public	International: PEPFAR	International: Global Fund	International: all others	
Last available report: 2017	US\$ 1 493 732	US\$ 18 244 377	US\$ 39 062 783

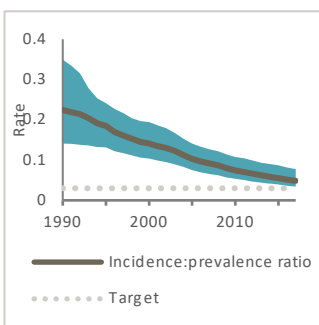
EPIDEMIC TRANSITION METRICS



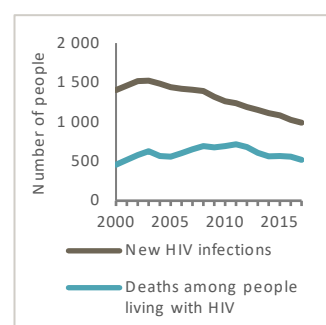
Change in new HIV infections since 2010 = **-22%**



Change in AIDS-related deaths since 2010 = **-27%**



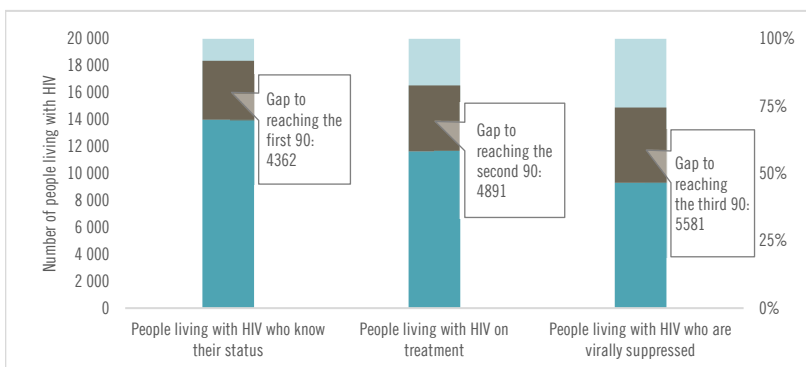
Incidence:prevalence ratio = **0.05**



KEY POPULATIONS

	Sex workers	Gay men and other men who have sex with men	People who inject drugs	Transgender people	Prisoners
Estimated size of population	72 000	42 000	1 200	...	83 102
HIV prevalence	1.3%	5.9%	7.1%	...	0.3%
Know their HIV status	40.1%	58.1%	36.1%
Antiretroviral therapy coverage
Condom use	52.3%	51.8%	44.6%
Coverage of HIV prevention programmes	...	48.6%	45.4%
Avoidance of health care because of stigma and discrimination	...	7.9%	29.9%

HIV TESTING AND TREATMENT CASCADE



	69% [53–91%]	57% [44–75%]	46% [35–60%]
All ages	>95%	>95%	>95%
Children (0–14)	[>95– >95%]	[>95– >95%]	[88– >95%]
Women (15+)	86% [68– >95%]	72% [57–93%]	57% [45–75%]
Men (15+)	54% [41–74%]	44% [34–61%]	35% [27–48%]

Is antiretroviral therapy provided in community settings (such as outside health facilities) for people who are stable on antiretroviral therapy? **No**

ELIMINATION OF MOTHER-TO-CHILD TRANSMISSION

	2010	2017
Percentage of pregnant women living with HIV accessing antiretroviral medicines	48% [36–61%]	63% [53–75%]
Early infant diagnosis	21% [17–28%]	57% [48–68%]

HIV COMORBIDITIES

Estimated number of incident tuberculosis cases among people living with HIV (2016)	440 [290–630]
Proportion of people living with HIV newly enrolled in HIV care with active tuberculosis (2016)	13.8%
Cervical cancer screening of women living with HIV	...
Proportion of people coinfecting with HIV and hepatitis B virus receiving combined treatment	...
Proportion of people coinfecting with HIV and hepatitis C virus starting hepatitis C treatment	...

HIV PREVENTION

Knowledge of HIV prevention among young people aged 15–24 years

— Women	...
— Men	...

Condom use at last higher-risk sex (with a non-marital, non-cohabiting partner)

— Women	...
— Men	...

Women aged 15–49 years who have their demand for family planning satisfied by modern methods

Men aged 15–49 years who are circumcised	Not applicable
--	----------------

Male circumcisions performed according to national standards

People who received PrEP at least once during the reporting period (2017)	400
---	-----

Harm reduction

— Use of sterile injecting equipment at last injection (2017)	92.1%
— Needles and syringes distributed per person who injects (2017)	68.97
— Coverage of opioid substitution therapy (2016)	28.8%
— Naloxone available (2016)	No
— Safe injection rooms available (2016)	No

EPIDEMIC ESTIMATES

	2005	2010	2017
New HIV infections			
New HIV infections (all ages)	<100 [<100– <100]	<100 [<100– <100]	<100 [<100– <100]
New HIV infections (0–14)	... [...–...]	... [...–...]	... [...–...]
New HIV infections (women, 15+)	<100 [<100– <100]	<100 [<100– <100]	<100 [<100– <100]
New HIV infections (men, 15+)	<100 [<100– <100]	<100 [<100– <100]	<100 [<100– <100]
HIV incidence per 1000 population	0.04 [0.04–0.04]	0.05 [0.05–0.05]	0.07 [0.06–0.08]
AIDS-related deaths			
AIDS-related deaths (all ages)	<100 [<100– <100]	<100 [<100– <100]	<100 [<100– <100]
AIDS-related deaths (0–14)	... [...–...]	... [...–...]	... [...–...]
AIDS-related deaths (women, 15+)	<100 [<100– <100]	<100 [<100– <100]	<100 [<100– <100]
AIDS-related deaths (men, 15+)	<100 [<100– <100]	<100 [<100– <100]	<100 [<100– <100]
People living with HIV			
People living with HIV (all ages)	<100 [<100– <100]	<200 [<200– <200]	<500 [<500– <500]
People living with HIV (0–14)	... [...–...]	... [...–...]	... [...–...]
People living with HIV (women, 15+)	<100 [<100– <100]	<100 [<100– <100]	<100 [<100– <100]
People living with HIV (men, 15+)	<100 [<100– <100]	<200 [<100– <200]	<200 [<200– <200]

LAWS AND POLICIES

Laws criminalizing the transmission of, non-disclosure of or exposure to HIV transmission	...
Criminalization of sex work among consenting adults	...
Criminalization of same-sex sexual acts	...
Drug use or possession for personal use is an offence	...
Criminalization of transgender people	...
Laws or policies restricting the entry, stay and residence of people living with HIV	...
Parental consent for adolescents to access HIV testing	...
Spousal consent for married women to access sexual and reproductive health services	...
Mandatory HIV testing for marriage, work or residence permits or for certain groups	...

STIGMA AND DISCRIMINATION

Percentage of women and men aged 15–49 years who report discriminatory attitudes towards people living with HIV

Percentage of people living with HIV denied health services because of their HIV status in the last 12 months

Percentage of people living with HIV who reported a health-care professional told others about their HIV status without their consent

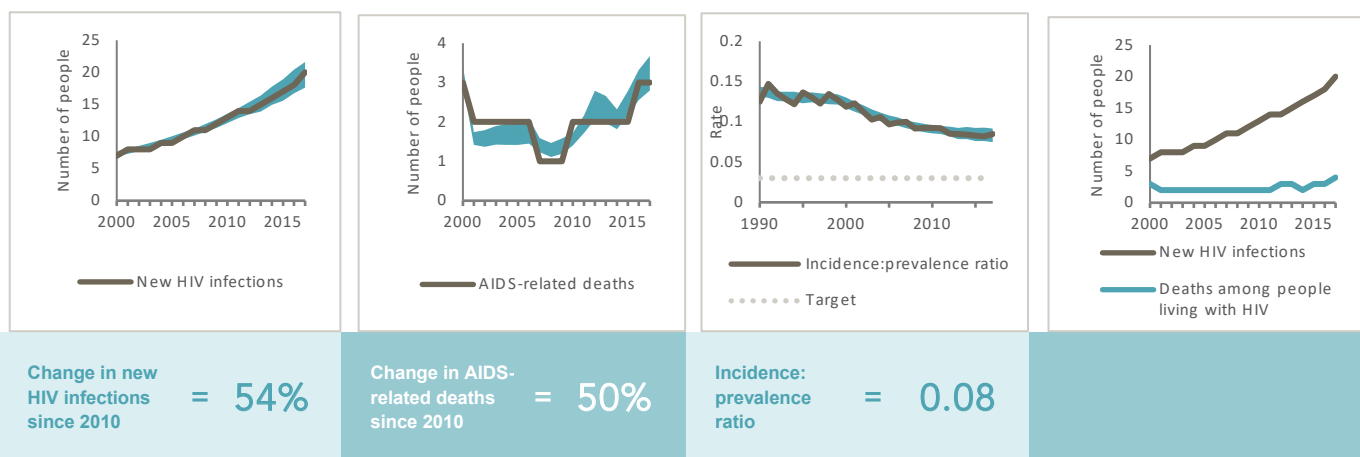
VIOLENCE

Proportion of ever-married or partnered women aged 15–49 years who experienced physical or sexual violence from a male intimate partner in the past 12 months

EXPENDITURES

	Financing sources					Total
	Domestic private	Domestic public	International: PEPFAR	International: Global Fund	International: all others	
Last available report:

EPIDEMIC TRANSITION METRICS



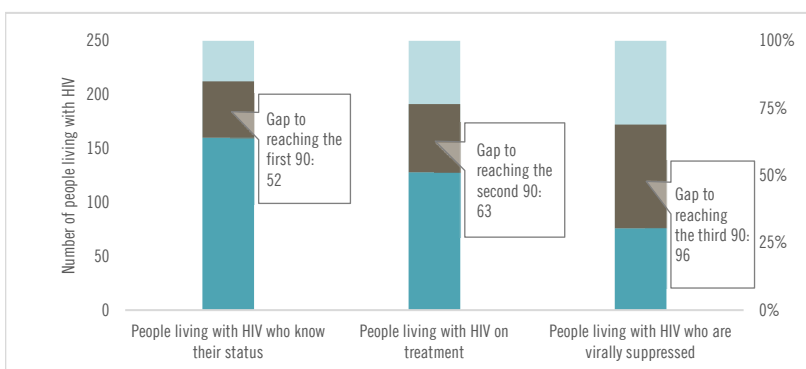
KEY POPULATIONS

	Sex workers	Gay men and other men who have sex with men	People who inject drugs	Transgender people	Prisoners
Estimated size of population
HIV prevalence
Know their HIV status
Antiretroviral therapy coverage
Condom use
Coverage of HIV prevention programmes
Avoidance of health care because of stigma and discrimination

HIV COMORBIDITIES

Estimated number of incident tuberculosis cases among people living with HIV (2016)	0 [0-0]
Proportion of people living with HIV newly enrolled in HIV care with active tuberculosis (2016)	...
Cervical cancer screening of women living with HIV	...
Proportion of people coinfectd with HIV and hepatitis B virus receiving combined treatment	...
Proportion of people coinfectd with HIV and hepatitis C virus starting hepatitis C treatment	...

HIV TESTING AND TREATMENT CASCADE



All ages	68% [64-72%]	54% [52-58%]	32% [30-34%]
Children (0-14)	...% [...-...%]	...% [...-...%]	...% [...-...%]
Women (15+)	58% [55-61%]	58% [55-61%]	37% [36-39%]
Men (15+)	72% [68-77%]	54% [50-57%]	30% [28-32%]

Is antiretroviral therapy provided in community settings (such as outside health facilities) for people who are stable on antiretroviral therapy? ...

ELIMINATION OF MOTHER-TO-CHILD TRANSMISSION

	2010	2017
Percentage of pregnant women living with HIV accessing antiretroviral medicines	...% [...-...%]	...% [...-...%]
Early infant diagnosis	...% [...-...%]	...% [...-...%]

HIV PREVENTION

Knowledge of HIV prevention among young people aged 15-24 years	...
— Women	...
— Men	...
Condom use at last higher-risk sex (with a non-marital, non-cohabiting partner)	...
— Women	...
— Men	...
Women aged 15-49 years who have their demand for family planning satisfied by modern methods	...
Men aged 15-49 years who are circumcised	Not applicable
Male circumcisions performed according to national standards	Not applicable
People who received PrEP at least once during the reporting period (2017)	...
Harm reduction	...
— Use of sterile injecting equipment at last injection	...
— Needles and syringes distributed per person who injects	...
— Coverage of opioid substitution therapy	...
— Naloxone available (2016)	...
— Safe injection rooms available (2016)	...

EPIDEMIC ESTIMATES

	2005	2010	2017
New HIV infections			
New HIV infections (all ages)	1500 [1400–1600]	600 [560–640]	<500 [<500–510]
New HIV infections (0–14)	<500 [<500– <500]	<500 [<500– <500]	<200 [<200– <500]
New HIV infections (women, 15+)	510 [<500–560]	<200 [<200– <200]	<200 [<200– <500]
New HIV infections (men, 15+)	570 [510–650]	<200 [<200– <200]	<100 [<100– <200]
HIV incidence per 1000 population	0.15 [0.14–0.16]	0.05 [0.05–0.05]	0.03 [0.03–0.04]
AIDS-related deaths			
AIDS-related deaths (all ages)	1300 [1100–1500]	1300 [1000–1600]	820 [670–960]
AIDS-related deaths (0–14)	<500 [<500– <500]	<500 [<500– <500]	<200 [<200– <200]
AIDS-related deaths (women, 15+)	<500 [<500–530]	500 [<500–620]	<500 [<500– <500]
AIDS-related deaths (men, 15+)	540 [<500–660]	580 [<500–740]	<500 [<500– <500]
People living with HIV			
People living with HIV (all ages)	19 000 [18 000–21 000]	16 000 [15 000–17 000]	11 000 [10 000–12 000]
People living with HIV (0–14)	1800 [1700–1900]	1900 [1800–2100]	1500 [1400–1600]
People living with HIV (women, 15+)	8300 [7800–8900]	6900 [6300–7300]	5200 [4800–5600]
People living with HIV (men, 15+)	9200 [8400–10 000]	7100 [6400–7800]	4200 [3800–4700]

LAWS AND POLICIES

Laws criminalizing the transmission of, non-disclosure of or exposure to HIV transmission ...

Criminalization of sex work among consenting adults ...

Criminalization of same-sex sexual acts ...

Drug use or possession for personal use is an offence ...

Criminalization of transgender people ...

Laws or policies restricting the entry, stay and residence of people living with HIV ...

Parental consent for adolescents to access HIV testing ...

Spousal consent for married women to access sexual and reproductive health services ...

Mandatory HIV testing for marriage, work or residence permits or for certain groups ...

STIGMA AND DISCRIMINATION

Percentage of women and men aged 15–49 years who report discriminatory attitudes towards people living with HIV

Percentage of people living with HIV denied health services because of their HIV status in the last 12 months

Percentage of people living with HIV who reported a health-care professional told others about their HIV status without their consent

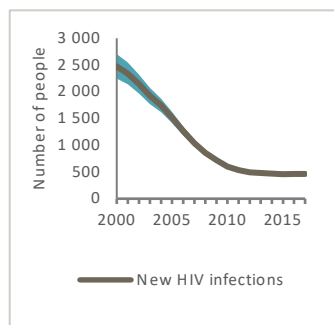
VIOLENCE

Proportion of ever-married or partnered women aged 15–49 years who experienced physical or sexual violence from a male intimate partner in the past 12 months

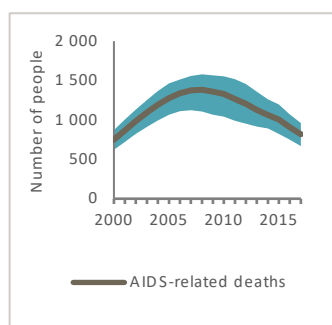
EXPENDITURES

	Financing sources					Total
	Domestic private	Domestic public	International: PEPFAR	International: Global Fund	International: all others	
Last available report: 2009	US\$ 5 005 963	US\$ 188 617 770	US\$ 5 981 774

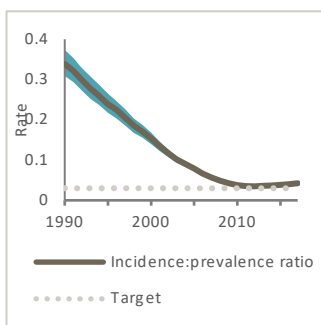
EPIDEMIC TRANSITION METRICS



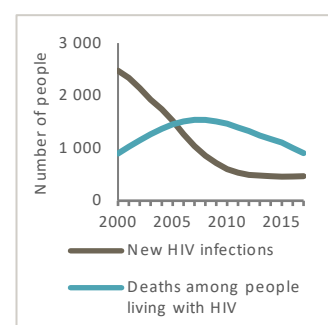
Change in new HIV infections since 2010 = **-23%**



Change in AIDS-related deaths since 2010 = **-39%**



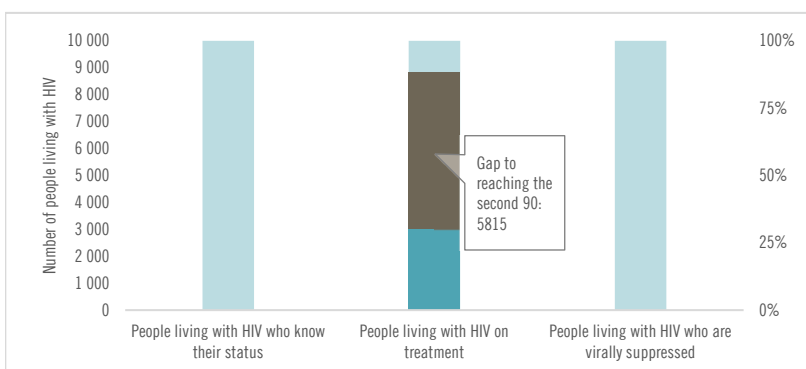
Incidence:prevalence ratio = **0.04**



KEY POPULATIONS

	Sex workers	Gay men and other men who have sex with men	People who inject drugs	Transgender people	Prisoners
Estimated size of population	10 957
HIV prevalence	5.2%
Know their HIV status
Antiretroviral therapy coverage
Condom use	33.7%
Coverage of HIV prevention programmes
Avoidance of health care because of stigma and discrimination

HIV TESTING AND TREATMENT CASCADE



	...	28%	...
All ages	[...-...%]	[26-30%]	[...-...%]
Children (0-14)	[...-...%]	[9-11%]	[...-...%]
Women (15+)	[...-...%]	[30-35%]	[...-...%]
Men (15+)	[...-...%]	[25-31%]	[...-...%]

Is antiretroviral therapy provided in community settings (such as outside health facilities) for people who are stable on antiretroviral therapy? ...

ELIMINATION OF MOTHER-TO-CHILD TRANSMISSION

	2010	2017
Percentage of pregnant women living with HIV accessing antiretroviral medicines	0% [0-0%]	12% [11-13%]
Early infant diagnosis	...% [...-...%]	...% [...-...%]

HIV COMORBIDITIES

Estimated number of incident tuberculosis cases among people living with HIV (2016)	590 [370-860]
Proportion of people living with HIV newly enrolled in HIV care with active tuberculosis (2016)	27.6%
Cervical cancer screening of women living with HIV	...
Proportion of people coinfectd with HIV and hepatitis B virus receiving combined treatment	...
Proportion of people coinfectd with HIV and hepatitis C virus starting hepatitis C treatment	...

HIV PREVENTION

Knowledge of HIV prevention among young people aged 15-24 years	...
— Women	...
— Men	...
Condom use at last higher-risk sex (with a non-marital, non-cohabiting partner)	...
— Women	...
— Men	...
Women aged 15-49 years who have their demand for family planning satisfied by modern methods	...
Men aged 15-49 years who are circumcised	Not applicable
Male circumcisions performed according to national standards	Not applicable
People who received PrEP at least once during the reporting period (2017)	...

Harm reduction

- Use of sterile injecting equipment at last injection ...
- Needles and syringes distributed per person who injects ...
- Coverage of opioid substitution therapy ...
- Naloxone available (2016) ...
- Safe injection rooms available (2016) ...

EPIDEMIC ESTIMATES

	2005	2010	2017
New HIV infections			
New HIV infections (all ages)	4000 [3200–5300]	4400 [2700–6700]	4700 [1500–9600]
New HIV infections (0–14)	<500 [<500–580]	<500 [<500–610]	560 [<500–950]
New HIV infections (women, 15+)	1700 [1300–2200]	1700 [1000–2700]	1900 [560–3800]
New HIV infections (men, 15+)	2000 [1500–2800]	2200 [1300–3400]	2300 [670–4800]
HIV incidence per 1000 population	0.13 [0.11–0.18]	0.13 [0.08–0.2]	0.12 [0.04–0.24]
AIDS-related deaths			
AIDS-related deaths (all ages)	1300 [680–2300]	1700 [1100–2300]	2600 [1700–4200]
AIDS-related deaths (0–14)	<500 [<200– <500]	<500 [<500– <500]	<500 [<500–570]
AIDS-related deaths (women, 15+)	520 [<500–950]	680 [<500–930]	1000 [710–1600]
AIDS-related deaths (men, 15+)	570 [<500–1000]	740 [<500–1100]	1200 [770–2100]
People living with HIV			
People living with HIV (all ages)	29 000 [20 000–39 000]	38 000 [32 000–46 000]	51 000 [27 000–84 000]
People living with HIV (0–14)	1400 [780–2400]	2000 [1500–2700]	3000 [2100–4100]
People living with HIV (women, 15+)	13 000 [9100–18 000]	17 000 [14 000–20 000]	22 000 [12 000–37 000]
People living with HIV (men, 15+)	14 000 [10 000–19 000]	19 000 [15 000–24 000]	25 000 [13 000–44 000]

LAWS AND POLICIES

Laws criminalizing the transmission of, non-disclosure of or exposure to HIV transmission	No
Criminalization of sex work among consenting adults	...
Criminalization of same-sex sexual acts	...
Drug use or possession for personal use is an offence	...
Criminalization of transgender people	...
Laws or policies restricting the entry, stay and residence of people living with HIV	Yes
Parental consent for adolescents to access HIV testing	Yes, for adolescents younger than 18 years
Spousal consent for married women to access sexual and reproductive health services	No
Mandatory HIV testing for marriage, work or residence permits or for certain groups	Yes

STIGMA AND DISCRIMINATION

Percentage of women and men aged 15–49 years who report discriminatory attitudes towards people living with HIV **2010**
65.9*

Percentage of people living with HIV denied health services because of their HIV status in the last 12 months

Percentage of people living with HIV who reported a health-care professional told others about their HIV status without their consent

VIOLENCE

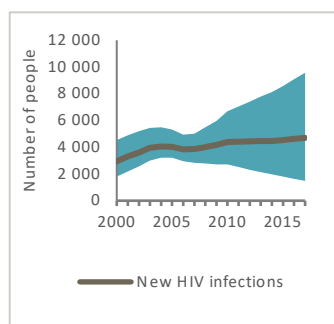
Proportion of ever-married or partnered women aged 15–49 years who experienced physical or sexual violence from a male intimate partner in the past 12 months

*Female respondents only

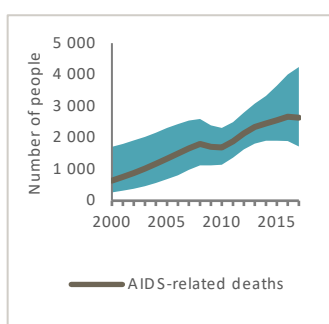
EXPENDITURES

	Financing sources					Total
	Domestic private	Domestic public	International: PEPFAR	International: Global Fund	International: all others	
Last available report: 2013	US\$ 1 070 800	US\$ 3 717 832	...	US\$ 8 170 054	US\$ 37 042	US\$ 13 840 875

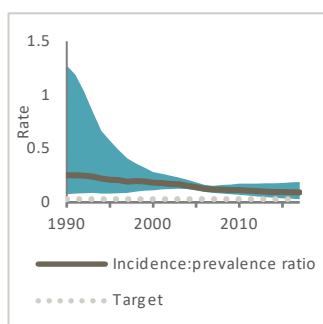
EPIDEMIC TRANSITION METRICS



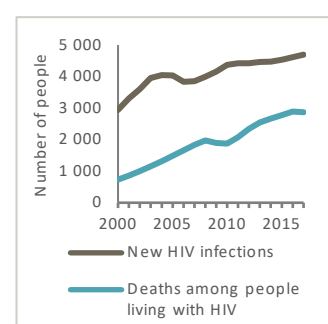
Change in new HIV infections since 2010 = 7%



Change in AIDS-related deaths since 2010 = 56%



Incidence:prevalence ratio = 0.09



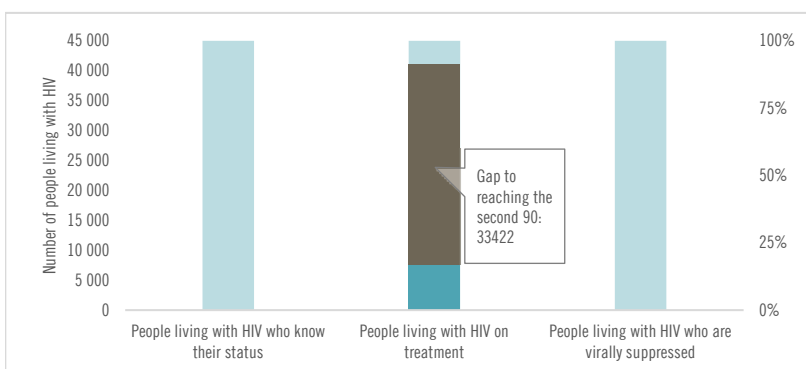
KEY POPULATIONS

	Sex workers	Gay men and other men who have sex with men	People who inject drugs	Transgender people	Prisoners
Estimated size of population
HIV prevalence	1.3%	1.4%
Know their HIV status
Antiretroviral therapy coverage
Condom use	34.9%	26.9%
Coverage of HIV prevention programmes
Avoidance of health care because of stigma and discrimination

HIV COMORBIDITIES

Estimated number of incident tuberculosis cases among people living with HIV (2016)	830 [540–1200]
Proportion of people living with HIV newly enrolled in HIV care with active tuberculosis (2016)	17.5%
Cervical cancer screening of women living with HIV	...
Proportion of people coinfecting with HIV and hepatitis B virus receiving combined treatment	...
Proportion of people coinfecting with HIV and hepatitis C virus starting hepatitis C treatment	...

HIV TESTING AND TREATMENT CASCADE



	...	15%	...
All ages	[...-...%]	[8–25%]	[...-...%]
Children (0–14)	[...-...%]	[14–26%]	[...-...%]
Women (15+)	[...-...%]	[8–25%]	[...-...%]
Men (15+)	[...-...%]	[8–26%]	[...-...%]

Is antiretroviral therapy provided in community settings (such as outside health facilities) for people who are stable on antiretroviral therapy?	No
---	----

ELIMINATION OF MOTHER-TO-CHILD TRANSMISSION

	2010	2017
Percentage of pregnant women living with HIV accessing antiretroviral medicines	5% [4–7%]	7% [4–12%]
Early infant diagnosis	...% [...-...%]	...% [...-...%]

HIV PREVENTION

Knowledge of HIV prevention among young people aged 15–24 years (2014)	
— Women	8.5%
— Men	...
Condom use at last higher-risk sex (with a non-marital, non-cohabiting partner)	
— Women	...
— Men	...
Women aged 15–49 years who have their demand for family planning satisfied by modern methods	...
Men aged 15–49 years who are circumcised	Not applicable
Male circumcisions performed according to national standards	Not applicable
People who received PrEP at least once during the reporting period (2017)	...

Harm reduction

— Use of sterile injecting equipment at last injection	...
— Needles and syringes distributed per person who injects	...
— Coverage of opioid substitution therapy	...
— Naloxone available (2016)	...
— Safe injection rooms available (2016)	...

EPIDEMIC ESTIMATES

	2005	2010	2017
New HIV infections			
New HIV infections (all ages)	<200 [<200– <500]	<500 [<200– <500]	<500 [<200– <500]
New HIV infections (0–14)	<100 [<100– <100]	<100 [<100– <100]	<100 [<100– <100]
New HIV infections (women, 15+)	<100 [<100– <100]	<100 [<100– <200]	<100 [<100– <200]
New HIV infections (men, 15+)	<200 [<100– <200]	<200 [<200– <500]	<500 [<200– <500]
HIV incidence per 1000 population	0.02 [0.01–0.02]	0.03 [0.02–0.04]	0.03 [0.02–0.04]
AIDS-related deaths			
AIDS-related deaths (all ages)	<100 [<100– <100]	<100 [<100– <100]	<200 [<100– <200]
AIDS-related deaths (0–14)	<100 [<100– <100]	<100 [<100– <100]	<100 [<100– <100]
AIDS-related deaths (women, 15+)	<100 [<100– <100]	<100 [<100– <100]	<100 [<100– <100]
AIDS-related deaths (men, 15+)	<100 [<100– <100]	<100 [<100– <100]	<100 [<100– <200]
People living with HIV			
People living with HIV (all ages)	700 [<500–1200]	1700 [1300–2400]	3000 [2300–4200]
People living with HIV (0–14)	<100 [<100– <100]	<100 [<100– <100]	<100 [<100– <100]
People living with HIV (women, 15+)	<500 [<200– <500]	530 [<500–750]	960 [750–1300]
People living with HIV (men, 15+)	<500 [<500–770]	1200 [910–1700]	2000 [1500–2800]

LAWS AND POLICIES

Laws criminalizing the transmission of, non-disclosure of or exposure to HIV transmission	No
Criminalization of sex work among consenting adults	Selling and buying sexual services is criminalized
Criminalization of same-sex sexual acts	Yes, imprisonment (up to 14 years)
Drug use or possession for personal use is an offence	Drug use or consumption is a specific offence in law
Criminalization of transgender people	Criminalized
Laws or policies restricting the entry, stay and residence of people living with HIV	No
Parental consent for adolescents to access HIV testing	No
Spousal consent for married women to access sexual and reproductive health services	No
Mandatory HIV testing for marriage, work or residence permits or for certain groups	No

STIGMA AND DISCRIMINATION

Percentage of women and men aged 15–49 years who report discriminatory attitudes towards people living with HIV

Percentage of people living with HIV denied health services because of their HIV status in the last 12 months

Percentage of people living with HIV who reported a health-care professional told others about their HIV status without their consent

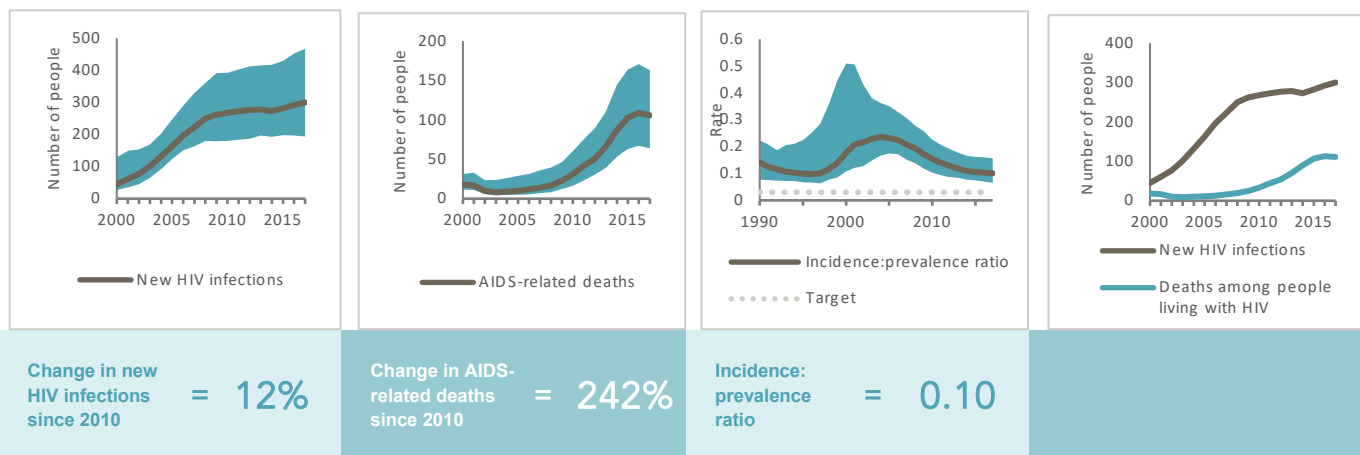
VIOLENCE

Proportion of ever-married or partnered women aged 15–49 years who experienced physical or sexual violence from a male intimate partner in the past 12 months

EXPENDITURES

	Financing sources					Total
	Domestic private	Domestic public	International: PEPFAR	International: Global Fund	International: all others	
Last available report: 2011	...	US\$ 117 400	...	US\$ 2 615 149	US\$ 10 000	US\$ 2 742 549

EPIDEMIC TRANSITION METRICS



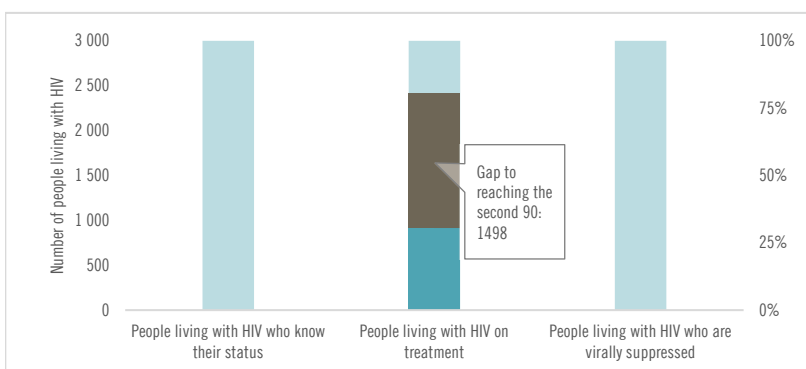
KEY POPULATIONS

	Sex workers	Gay men and other men who have sex with men	People who inject drugs	Transgender people	Prisoners
Estimated size of population
HIV prevalence	1.2%	9.1%	6%	...	0.1%
Know their HIV status	7.7%	...	28.6%
Antiretroviral therapy coverage
Condom use	58.3%	50%	46.7%
Coverage of HIV prevention programmes	7.9%	7.9%	...
Avoidance of health care because of stigma and discrimination

HIV COMORBIDITIES

Estimated number of incident tuberculosis cases among people living with HIV (2016)	28 [18–40]
Proportion of people living with HIV newly enrolled in HIV care with active tuberculosis (2016)	9.9%
Cervical cancer screening of women living with HIV	...
Proportion of people coinfecting with HIV and hepatitis B virus receiving combined treatment (2017)	100%
Proportion of people coinfecting with HIV and hepatitis C virus starting hepatitis C treatment (2017)	100%

HIV TESTING AND TREATMENT CASCADE



All ages	...% [...-...%]	31% [24–43%]	...% [...-...%]
Children (0–14)	...% [...-...%]	52% [40–72%]	...% [...-...%]
Women (15+)	...% [...-...%]	39% [31–53%]	...% [...-...%]
Men (15+)	...% [...-...%]	26% [20–37%]	...% [...-...%]

Is antiretroviral therapy provided in community settings (such as outside health facilities) for people who are stable on antiretroviral therapy?	No
--	----

ELIMINATION OF MOTHER-TO-CHILD TRANSMISSION

	2010	2017
Percentage of pregnant women living with HIV accessing antiretroviral medicines	27% [21–38%]	23% [19–31%]
Early infant diagnosis	...% [...-...%]	13% [10–17%]

HIV PREVENTION

Knowledge of HIV prevention among young people aged 15–24 years	...
— Women	...
— Men	...
Condom use at last higher-risk sex (with a non-marital, non-cohabiting partner)	...
— Women	...
— Men	...
Women aged 15–49 years who have their demand for family planning satisfied by modern methods	...
Men aged 15–49 years who are circumcised	Not applicable
Male circumcisions performed according to national standards	Not applicable
People who received PrEP at least once during the reporting period (2017)	...
Harm reduction	...
— Use of sterile injecting equipment at last injection (2017)	90.9%
— Needles and syringes distributed per person who injects (2017)	40.91
— Coverage of opioid substitution therapy	...
— Naloxone available (2016)	...
— Safe injection rooms available (2016)	...

Eastern Europe and central Asia

AT A GLANCE

1

The HIV epidemic in eastern Europe and central Asia continues to grow, with many countries not on track to reach key global targets by the end of 2020.

2

HIV transmission among people who inject drugs and their sexual partners account for the majority of HIV infections in the region.

3

Growing HIV epidemics among transgender people and gay men and other men who have sex with men are understudied and unrecognized by several national HIV responses.

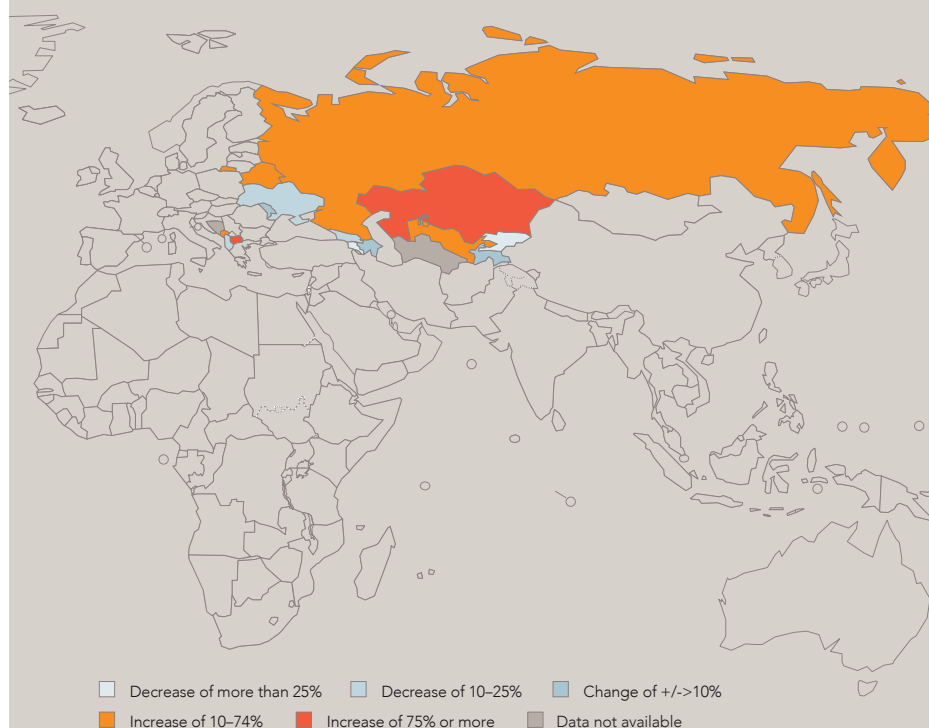
4

Political, legal and technical barriers in many national HIV programmes are delaying the use of new, innovative approaches and tools, such as self-testing and pre-exposure prophylaxis (PrEP).

5

The unique potential of civil society organizations must be enhanced to reach the marginalized populations heavily affected by the epidemic.

Percentage change in new HIV infections among adults (aged 15 years and older) between 2010 and 2017, eastern Europe and central Asia



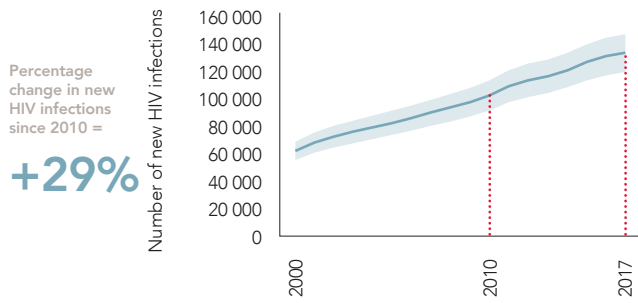
Source: 2018 UNAIDS estimates.

The HIV epidemic in eastern Europe and central Asia has grown by 30% since 2010, reflecting insufficient political commitment and domestic investment in national AIDS responses across much of the region. Regional trends depend a great deal on progress in the Russian Federation, which is home to 70% of people living with HIV in the region. Outside of the Russian Federation, the rate of new HIV infections is stable.

Insufficient access to sterile injecting equipment and the unavailability of opioid substitution therapy are stymying efforts in the Russian Federation to prevent HIV infections among people who inject drugs. Armed conflict has disrupted the provision of testing, prevention and treatment services in the nongovernment controlled areas in eastern Ukraine (1).

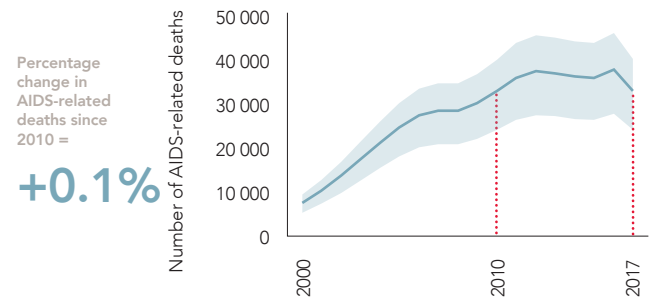
EPIDEMIC TRANSITION MEASURES

Number of new HIV infections, eastern Europe and central Asia, 2000–2017



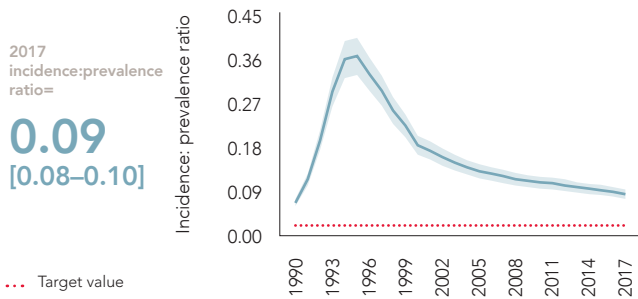
Source: UNAIDS 2018 estimates.

Number of AIDS-related deaths, eastern Europe and central Asia, 2000–2017



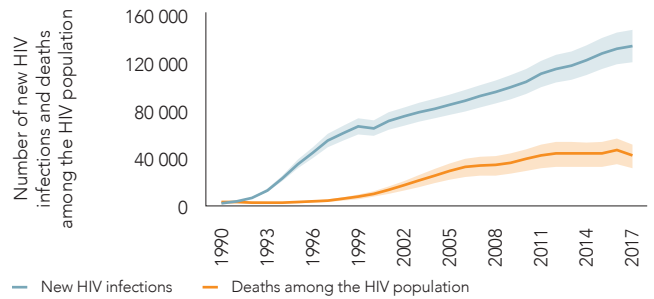
Source: UNAIDS 2018 estimates.

Incidence:prevalence ratio, eastern Europe and central Asia, 1990–2017



Source: UNAIDS 2018 estimates.

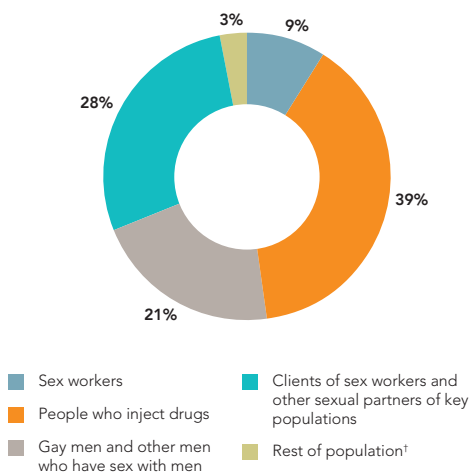
Number of new HIV infections and deaths among the HIV population, eastern Europe and central Asia, 1990–2017



Source: UNAIDS 2018 estimates.

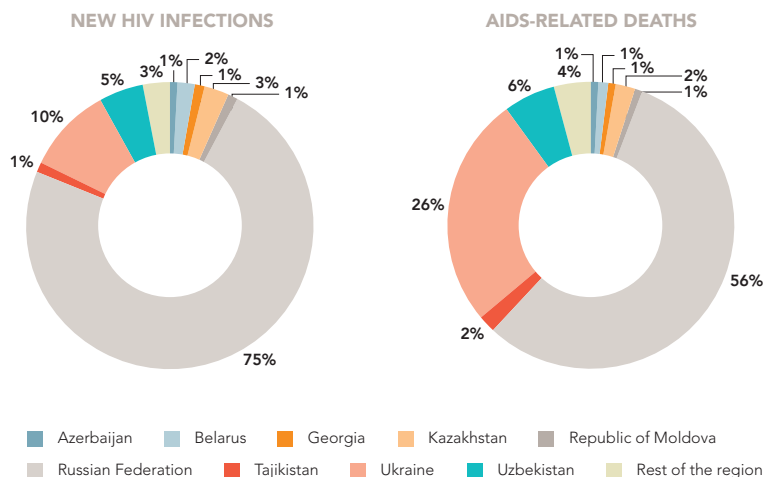
A 30% increase in new HIV infections since 2010 has the region falling behind in its efforts to reach the target of reducing new HIV infections by 75%. The HIV incidence:prevalence ratio of 0.09 [0.08–0.10] is three times higher than the 0.03 epidemic transition benchmark. National HIV surveillance data in several countries also indicate that HIV infections are growing among the general population, particularly urban residents and labour migrants (2–5).

Distribution of new HIV infections, by population, eastern Europe and central Asia, 2017



† Individuals in this category did not report any HIV-related risk behaviour. Source: UNAIDS special analysis, 2018.

Distribution of new HIV infections and AIDS-related deaths by country, eastern Europe and central Asia, 2017



Source: UNAIDS 2018 estimates.

LAWS AND POLICIES SCORECARD

Country	Criminalization of transgender people	Criminalization of sex work	Criminalization of same-sex sexual acts	Drug use or possession for personal use an offence	Parental consent for adolescents to access HIV testing	Spousal consent for married women to access SRH services	Laws criminalizing the transmission of, non-disclosure of or exposure to HIV transmission	Laws or policies restricting the entry, stay and residence of people living with HIV	Mandatory HIV testing for marriage, work or residence permits or for certain groups
Albania	Yes	Yes	Yes	Yes	Yes	Yes	Yes	Yes	
Armenia	Yes	Yes	Yes	Yes	Yes	Yes	Yes	Yes	
Azerbaijan	Yes	Yes	Yes	Yes	Yes	Yes	Yes	Yes	
Belarus	Yes	a	Yes	Yes	Yes	Yes	Yes	Yes	
Bosnia and Herzegovina	Yes	a	Yes	Yes	Yes	Yes	Yes	Yes	
Georgia	Yes	Yes	Yes	Yes	Yes	Yes	Yes	Yes	
Kazakhstan	Yes	Yes	Yes	Yes	Yes	Yes	Yes	Yes	
Kyrgyzstan	Yes	Yes	Yes	Yes	Yes	Yes	Yes	Yes	
Montenegro	Yes	Yes	Yes	Yes	Yes	Yes	Yes	Yes	
Republic of Moldova	Yes	Yes	Yes	Yes	Yes	Yes	Yes	Yes	
Russian Federation	Yes	e	Yes	f	Yes	g	Yes	Yes	
Tajikistan	Yes	d	b	Yes	Yes	Yes	Yes	Yes	
The former Yugoslav Republic of Macedonia	Yes	a	b	Yes	Yes	Yes	Yes	Yes	
Turkmenistan	Yes	Yes	b	Yes	Yes	c	Yes	Yes	
Ukraine	Yes	Yes	Yes	Yes	Yes	Yes	Yes	Yes	
Uzbekistan	Yes	Yes	Yes	Yes	Yes	c	Yes	Yes	

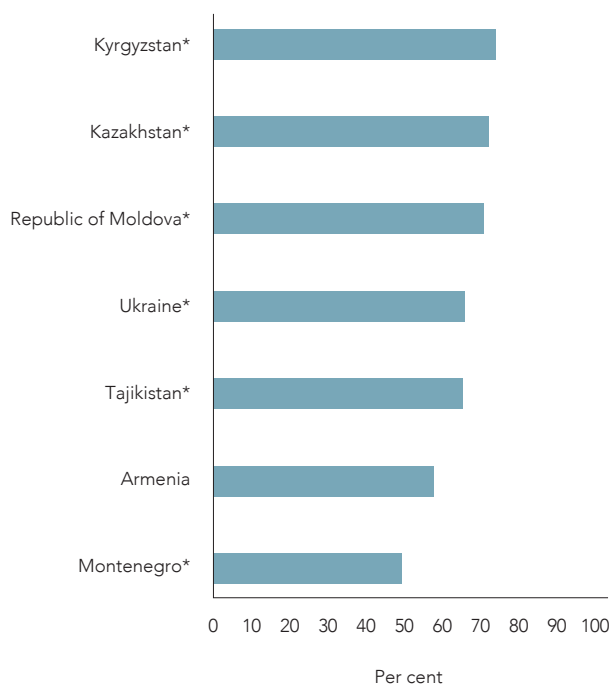
<p> ■ Criminalized and/or prosecuted ■ Neither criminalized nor prosecuted ■ Data not available </p>	<p> ■ Any criminalization or punitive regulation of sex work ■ Sex work is not subject to punitive regulations or is not criminalized ■ Issue is determined/differs at subnational level ■ Data not available </p>	<p> ■ Death penalty ■ Imprisonment (14 years–life, up to 14 years) or no penalty specified ■ Laws penalizing same-sex sexual acts have been decriminalized or never existed, or no specific legislation ■ Data not available </p>	<p> ■ Compulsory detention for drug offences ■ Possession of drugs for personal use is specified as a criminal offence or drug use or consumption is a specific offence in law ■ Possession of drugs for personal use is specified as a non-criminal offence ■ Data not available </p>	<p> ■ Yes, for adolescents younger than 18 ■ Yes, for adolescents younger than 14 and 16 ■ Yes, for adolescents younger than 12 ■ No ■ Data not available </p>	<p> ■ Yes ■ No ■ Data not available </p>	<p> ■ Yes ■ No, but prosecutions exist based on general criminal laws ■ No ■ Data not available </p>	<p> ■ Yes ■ No ■ Data not available </p>	<p> ■ Yes ■ No ■ Data not available </p>
---	--	---	--	---	---	--	---	---

Note: Data on laws restricting the entry, stay and residence of people living with HIV are currently undergoing a global review that will involve country validation. An update is expected by the end of 2018.

Sources: National Commitment and Policy Instrument, 2017 and 2018; supplemented by additional sources where noted. (see references at end of chapter)

STIGMA AND DISCRIMINATION

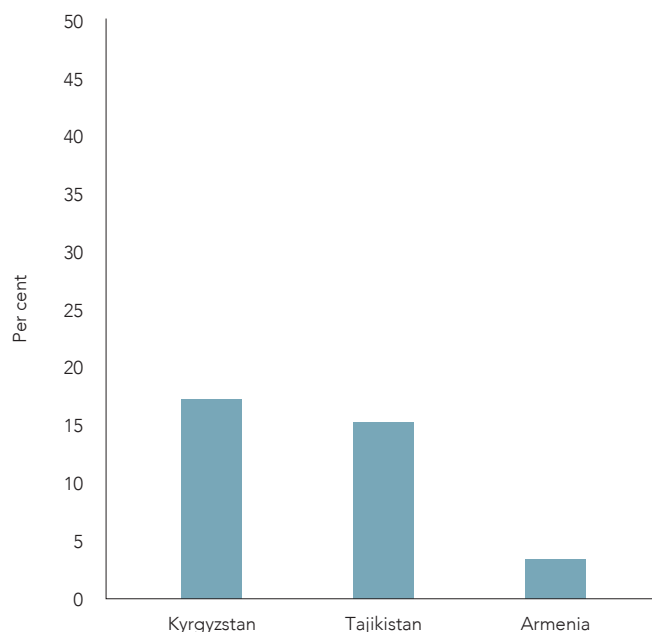
Percentage of men and women aged 15–49 years who would not buy vegetables from a shopkeeper living with HIV, eastern Europe and central Asia, most recent data, 2012–2016



*Female respondents only.

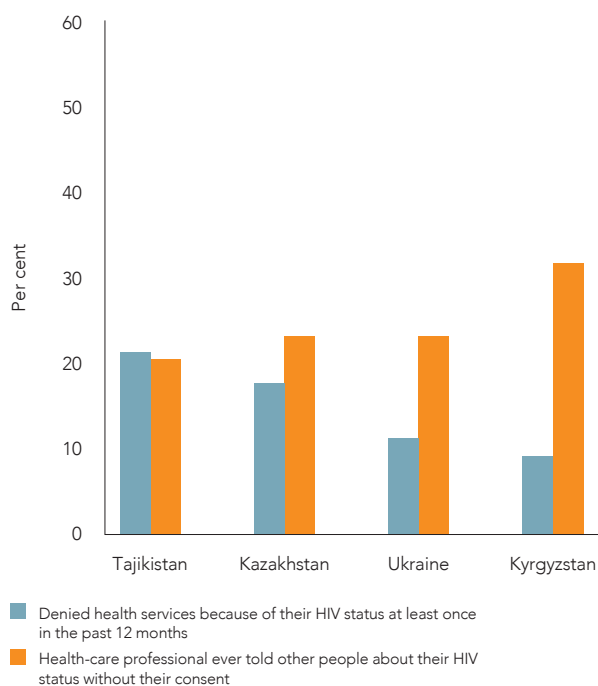
Source: Population-based surveys, 2012–2016.

Percentage of ever-married or partnered women aged 15–49 years who experienced physical and/or sexual violence by an intimate partner in the past 12 months, countries with available data, eastern Europe and central Asia, 2012–2016



Source: Population-based surveys, 2012–2017.

Percentage of people living with HIV who experienced discrimination in health-care settings, countries with available data, eastern Europe and central Asia, 2013–2015



Source: People Living with HIV Stigma Index survey, 2013–2015.

A broadly threatening environment for key populations discourages HIV testing and treatment enrolment. Results from the Stigma Index show that at least 20% of people living with HIV in Kyrgyzstan and 18% in Kazakhstan reported being denied health services; disclosure of HIV status by health-care workers without consent is alarmingly common in all countries with available data (6). In wider society, discriminatory attitudes and misconceptions about HIV were common, with at least half of adults in eight countries saying they would not buy vegetables from a shopkeeper who is living with HIV (7). Some progress has been observed: in Ukraine, for instance, stigma and discrimination towards people living with HIV in medical facilities has dropped from 22% (2010) to 8% (2016) (8).

Community-based organizations have major roles to play in efforts to reduce stigma and discrimination towards key populations, especially people who inject drugs, sex workers, gay men and other men who have sex with men, migrants and prisoners.

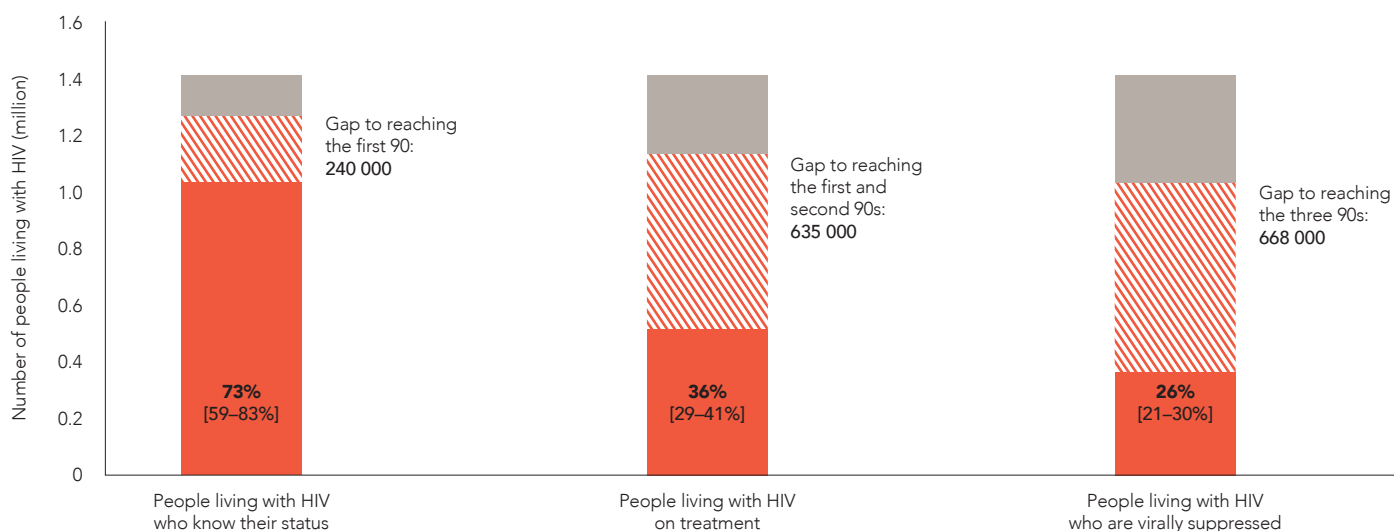
High coverage and quality of harm reduction services remain essential in a region where nearly one third of new HIV infections are among people who inject drugs. Needle–syringe programmes are in place across the region, but they are often at limited scale. At the end of 2017, harm reduction programmes were still operating in 17 cities in the Russian Federation, but with limited options to sustain them in the future. The city of Saint Petersburg has achieved a consistent decrease in new HIV infections—a result of combination prevention programmes, including harm reduction, that were implemented by city authorities in collaboration with civil society organizations (9, 10).

Several countries—including Belarus, Kazakhstan, the Republic of Moldova and Ukraine—have maintained and scaled up harm reduction programmes with government resources, leading to reductions in new HIV infections among people who inject drugs. The coverage of opioid substitution therapy, which has proven to be efficacious and cost-effective, remains suboptimal throughout the region. There are fewer than 10 operational sites in many countries, and opioid substitution therapy is not available in the Russian Federation, Turkmenistan and Uzbekistan (11).

Political, legal and technical hurdles currently block the use of PrEP in many countries of the region. In 2018, PrEP was available in Georgia, the Republic of Moldova and Ukraine, with the Republic of Moldova providing it through the public health system.

HIV TESTING AND TREATMENT

HIV testing and treatment cascade, eastern Europe and central Asia, 2017



Source: UNAIDS special analysis, 2018; see annex on methods for more details.

Among the 1.4 million [1.3–1.6 million] people living with HIV in eastern Europe and central Asia at the end of 2017, 73% [59–83%] were aware of their HIV status, an increase from 69% [56–79%] in 2016. The gap to achieving the first 90 of the 90–90–90 targets in 2017 was 240 000 people living with HIV.

While the overall number of annual HIV tests in the region continues to increase, the proportion of tests among key populations—including people who use drugs, gay men and other men who have sex with men, and patients with sexually transmitted infections—is shrinking, declining from 4.5% of all HIV tests conducted annually in 2010 to 3.2% in 2016 (12). Late HIV diagnosis also remains a major challenge in the region: in the Russian Federation, almost 69% of patients who started treatment in 2016 had CD4 cell counts below 350 cells per mm³ (13).

A majority of countries in the region have officially adopted a test-and-treat policy, but due to resource constraints and barriers to treatment among key populations, the pace of treatment scale-up is slow and coverage remains among the lowest in the world (14). About 520 000 [458 000–541 000 million] people were accessing antiretroviral therapy in 2017, or 36% [29–41%] of all people living with HIV in the region. The gap to achieving the first and second 90s of the 90–90–90 targets in 2017 was testing and treating 635 000 people living with HIV.

The estimated percentage of people living with HIV who achieved viral suppression marginally increased from 25% [20–28%] in 2016 to 26% [21–30%] in 2017. The gap to achieving all three 90s in 2017 was the viral suppression of 668 000 people living with HIV.

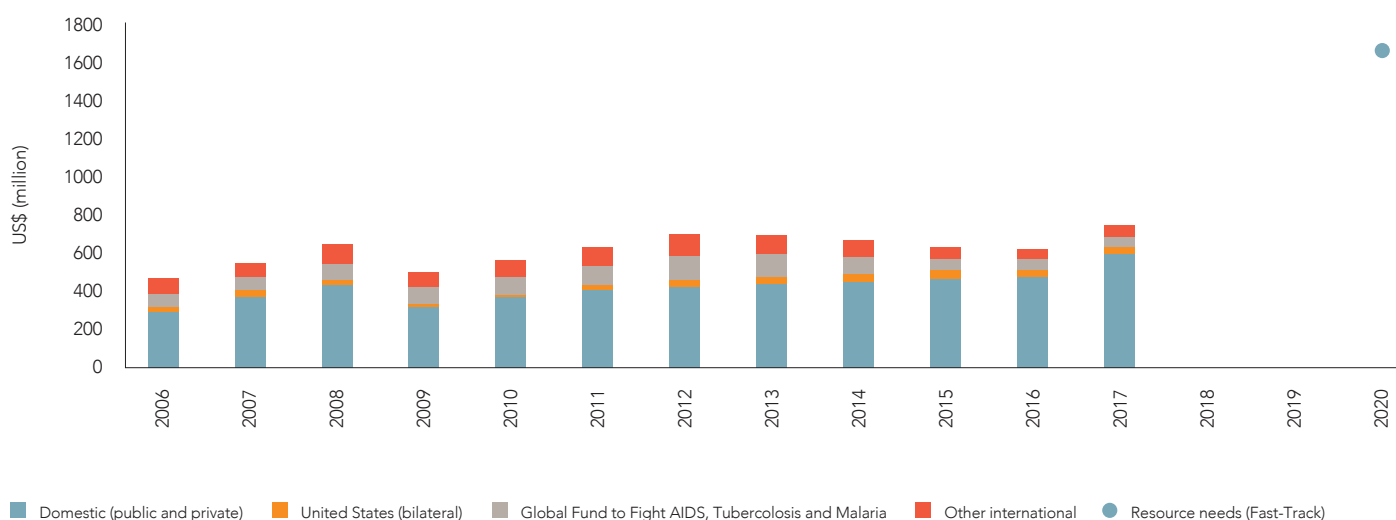
Limited use of fixed-dose combinations of antiretroviral medicines is one among several factors in the poor adherence and high percentage of patients lost to follow-up in the region. The relatively high prices of antiretroviral medicines in the middle-income countries in the region are an additional barrier to treatment scale-up. Several countries—Belarus, Kazakhstan, the Republic of Moldova, the Russian Federation and Ukraine—have successfully reduced the cost of first-line treatment regimens in recent years. In Ukraine, the cost of some first-line regimens has been reduced to as little as US\$ 78 per person per year (15). In Kazakhstan, the government, organizations of people living with HIV and technical partners worked together to establish the United Nations Children’s Fund (UNICEF) as a procurement agency for antiretroviral medicines, which led to steep price reductions and significant expansion of access to treatment (16, 17).

ELIMINATION OF MOTHER-TO-CHILD TRANSMISSION

The region's progress towards the elimination of mother-to-child transmission of HIV continues. In 2016, Armenia and Belarus were validated by the World Health Organization (WHO) as having eliminated mother-to-child transmission of HIV, and several other countries in eastern Europe and central Asia are on track to apply for validation in 2018 (18). Mother-to-child transmission accounted for just 1% of new cases of HIV infection reported in 2017.

INVESTMENT

HIV resource availability by source, 2006–2017, and projected resource needs by 2020, eastern Europe and central Asia



*Estimates for low- and middle-income countries per 2015 World Bank income level classification. All figures are expressed in constant 2016 US dollars.
Source: UNAIDS 2018 resource availability and needs estimates.

Total resource availability for HIV responses in eastern Europe and central Asia declined between 2012 and 2016, followed by a sharp increase in domestic investment in 2017 to reach US\$ 739 million. Despite this increase, the total resources were only 46% of the US\$ 1.6 billion per year required to reach the region's 2020 Fast-Track Targets. Increased domestic spending—reaching 81% of all resources in 2017—has helped to offset declines in international support. However, as the funding from the Global Fund to Fight AIDS, Tuberculosis and Malaria in the region continues to decline, it has been difficult to ensure domestic spending from national budgets is used to reach key populations.

References

1. Kazatchkine M. Towards a new health diplomacy in eastern Ukraine. *Lancet*. 2017;4:99–101.
2. Biological and behavioral surveillance survey on Armenian, male, seasonal labor migrants in urban communities in Armenia, 2018. Ministry of Healthcare of the Republic of Armenia, National Centre for AIDS Prevention; 2018 (http://www.arm aids.am/images/pdf/hetazotutyunner/Biological_and_Behavioral_Surveillance_Survey_on_Armenian_Male_Seasonal_Labor_Migrants_in_Urban_Communities_in_Armenia_2018.pdf).
3. HIV infection in Russian Federation in 2017. Federal Scientific and Methodological Center for the Prevention and Control of AIDS, Central Research Institute of Epidemiology, Rospotrebnadzor.
4. The epidemic situation with HIV in Ukraine as of 01.01.2018. Public Health Center of the Ministry of Health of Ukraine; 2018.
5. HIV epidemiological surveillance in the Republic of Armenia. 2017 annual report. Yerevan: Ministry of Healthcare of the Republic of Armenia, National Centre for AIDS Prevention; 2018 (http://www.arm aids.am/images/pdf/hetazotutyunner/Annual_report._HIV_epidemiological_surveillance_in_the_Republic_of_Armenia_2017.pdf).
6. People Living with HIV Stigma Index surveys, 2013–2015.
7. Population-based surveys, 2012–2016.
8. People Living with HIV Stigma Index Study, 2016.
9. HIV infection in Saint Petersburg as of 01.07.2017. Information Bulletin (<http://www.hiv-spb.ru/inf-bulletin-6-2017.pdf>, accessed 05 July 2018).
10. Gusev D. Modern aspects of counteracting the spread of HIV infection in St. Petersburg (<http://congress-ph.ru/common/htdocs/upload/fm/vich/17/october/prez/5-K-02.pdf>, accessed 5 July 2018).
11. Global state of harm reduction 2016. London: Harm Reduction International; 2017 (<https://www.hri.global/contents/1739>).
12. UNAIDS special analysis, 2017 of national programme data from 11 countries.
13. Ladnaya N. Presentation, peculiarities of the development of the epidemic of HIV-infection in the Russian Federation.
14. Treat all: policy adoption and implementation status in countries, November 2017. Geneva: World Health Organization; 2017 (<http://apps.who.int/iris/bitstream/handle/10665/259532/WHO-HIV-2017.58-eng.pdf;jsessionid=C6D2DFE9E73A4C2000A7DD6CAD9CF080?sequence=1>).
15. Placeholder.
16. For the first time in Kazakhstan the purchase of drugs for people with HIV/AIDS will be made through UNICEF. In: Ministry of Labor and Social Protection of Population the Republic of Kazakhstan [website]. 29 September 2016. Astana City: JSC; c2018 (<http://www.enbek.gov.kz/en/node/340094>).
17. UNICEF to purchase medicine for people with HIV/AIDS for the first time in Kazakhstan. In: bnews.kz [website]. 29 September 2016. News of Kazakhstan; c2009–2018 (https://bnews.kz/en/news/obshchestvo/zdorove/unicef_to_purchase_medicines_for_people_with_hiv_aids_for_the_first_time_in_kazakhstan).
18. Thailand, Belarus and Armenia eliminate mother-to-child transmission of HIV. In: World Health Organization [website]. 8 June 2016. Geneva: World Health Organization; c2018 (<http://www.who.int/hiv/mediacentre/news/emtct-validation-2016/en/>).

Additional sources for the laws and policies scorecard

- a. Sexual Rights Initiative database [database]. Sexual Rights Initiative; c2016 (<http://sexualrightsdatabase.org/map/21/Adult%20sex%20work>).
- b. State-sponsored homophobia. A world survey of sexual orientation laws: criminalisation, protection and recognition. ILGA; 2017 (https://ilga.org/downloads/2017/ILGA_State_Sponsored_Homophobia_2017_WEB.pdf).
- c. Bernard EJ, Cameron S. Advancing HIV justice 2. Building momentum in global advocacy against HIV criminalisation. Brighton and Amsterdam: HIV Justice Network, GNP+; 2016 (<https://www.scribd.com/doc/312008825/Advancing-HIV-Justice-2-Building-momentum-in-global-advocacy-against-HIV-criminalisation>).
- d. Republic of Tajikistan. Administrative Codex of Republic of Tajikistan (mmk.tj/ru/library/+k_rt_ob_adm._pravonarusheniyah.doc).
- e. The Russian Federation. The Criminal Code of the Russian Federation, No. 63–Fz of June 13, 1996. Article 241 (<http://www.wipo.int/edocs/lexdocs/laws/en/ru/ru080en.pdf>).
- f. The Russian Federation. The Criminal Code of the Russian Federation, No. 63–Fz of June 13, 1996. Article 228, amended in 2012 (<http://www.wipo.int/edocs/lexdocs/laws/en/ru/ru080en.pdf>).
- g. The Russian Federation. The Criminal Code of the Russian Federation, No. 63–Fz of June 13, 1996. Article 122, amended in 2012 (<http://www.wipo.int/edocs/lexdocs/laws/en/ru/ru080en.pdf>).

EPIDEMIC ESTIMATES

	2005	2010	2017
New HIV infections			
New HIV infections (all ages)	<100 [<100– <100]	<200 [<200– <200]	<100 [<100– <200]
New HIV infections (0–14)	... [...–...]	... [...–...]	... [...–...]
New HIV infections (women, 15+)	<100 [<100– <100]	<100 [<100– <100]	<100 [<100– <100]
New HIV infections (men, 15+)	<100 [<100– <100]	<100 [<100– <100]	<100 [<100– <100]
HIV incidence per 1000 population	0.03 [0.03–0.03]	0.04 [0.04–0.04]	0.03 [0.03–0.04]
AIDS-related deaths			
AIDS-related deaths (all ages)	<100 [<100– <100]	<100 [<100– <100]	<100 [<100– <100]
AIDS-related deaths (0–14)	... [...–...]	... [...–...]	... [...–...]
AIDS-related deaths (women, 15+)	<100 [<100– <100]	<100 [<100– <100]	<100 [<100– <100]
AIDS-related deaths (men, 15+)	<100 [<100– <100]	<100 [<100– <100]	<100 [<100– <100]
People living with HIV			
People living with HIV (all ages)	<500 [<500– <500]	800 [770–840]	1400 [1300–1400]
People living with HIV (0–14)	... [...–...]	... [...–...]	... [...–...]
People living with HIV (women, 15+)	<200 [<200– <200]	<500 [<500– <500]	<500 [<500– <500]
People living with HIV (men, 15+)	<500 [<500– <500]	560 [530–590]	930 [880–970]

LAWS AND POLICIES

Laws criminalizing the transmission of, non-disclosure of or exposure to HIV transmission	Yes
Criminalization of sex work among consenting adults	Selling and buying sexual services is criminalized
Criminalization of same-sex sexual acts	Laws penalizing same-sex sexual acts have been decriminalized or never existed
Drug use or possession for personal use is an offence	...
Criminalization of transgender people	Neither criminalized nor prosecuted
Laws or policies restricting the entry, stay and residence of people living with HIV	No
Parental consent for adolescents to access HIV testing	...
Spousal consent for married women to access sexual and reproductive health services	...
Mandatory HIV testing for marriage, work or residence permits or for certain groups	Yes

STIGMA AND DISCRIMINATION

Percentage of women and men aged 15–49 years who report discriminatory attitudes towards people living with HIV

Percentage of people living with HIV denied health services because of their HIV status in the last 12 months

Percentage of people living with HIV who reported a health-care professional told others about their HIV status without their consent

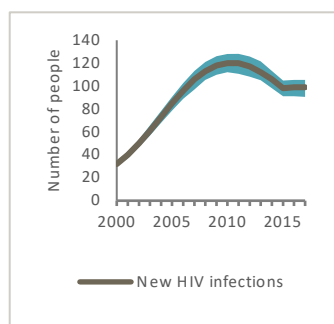
VIOLENCE

Proportion of ever-married or partnered women aged 15–49 years who experienced physical or sexual violence from a male intimate partner in the past 12 months

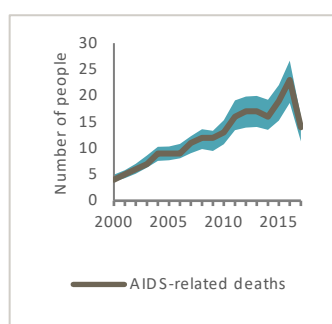
EXPENDITURES

	Financing sources					Total
	Domestic private	Domestic public	International: PEPFAR	International: Global Fund	International: all others	
Last available report: 2005	...	US\$ 1 110 357	US\$ 2 376 957

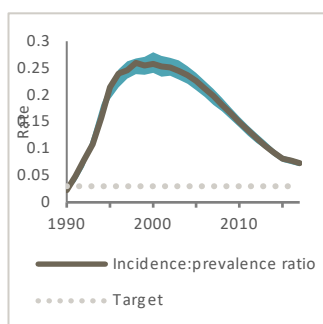
EPIDEMIC TRANSITION METRICS



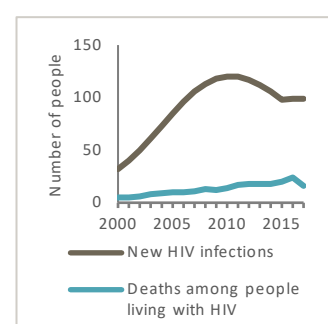
Change in new HIV infections since 2010 = **-18%**



Change in AIDS-related deaths since 2010 = **8%**



Incidence:prevalence ratio = **0.07**



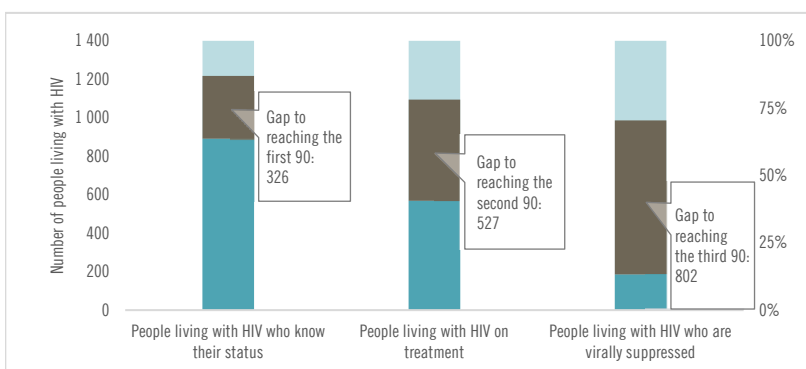
KEY POPULATIONS

	Sex workers	Gay men and other men who have sex with men	People who inject drugs	Transgender people	Prisoners
Estimated size of population	3 083
HIV prevalence
Know their HIV status
Antiretroviral therapy coverage
Condom use	...	66.7%	46.3%
Coverage of HIV prevention programmes
Avoidance of health care because of stigma and discrimination

HIV COMORBIDITIES

Estimated number of incident tuberculosis cases among people living with HIV (2016)	6 [4-9]
Proportion of people living with HIV newly enrolled in HIV care with active tuberculosis (2016)	4.7%
Cervical cancer screening of women living with HIV	...
Proportion of people coinfectd with HIV and hepatitis B virus receiving combined treatment	...
Proportion of people coinfectd with HIV and hepatitis C virus starting hepatitis C treatment	...

HIV TESTING AND TREATMENT CASCADE



All ages	66% [63-69%]	42% [40-44%]	14% [13-14%]
Children (0-14)	...% [...-...%]	...% [...-...%]	...% [...-...%]
Women (15+)	62% [58-65%]	37% [35-39%]	...% [...-...%]
Men (15+)	65% [62-68%]	43% [41-45%]	...% [...-...%]

Is antiretroviral therapy provided in community settings (such as outside health facilities) for people who are stable on antiretroviral therapy? **No**

ELIMINATION OF MOTHER-TO-CHILD TRANSMISSION

	2010	2017
Percentage of pregnant women living with HIV accessing antiretroviral medicines	...% [...-...%]	...% [...-...%]
Early infant diagnosis	...% [...-...%]	...% [...-...%]

HIV PREVENTION

Knowledge of HIV prevention among young people aged 15-24 years	...
— Women	...
— Men	...
Condom use at last higher-risk sex (with a non-marital, non-cohabiting partner)	...
— Women	...
— Men	...
Women aged 15-49 years who have their demand for family planning satisfied by modern methods	...
Men aged 15-49 years who are circumcised	Not applicable
Male circumcisions performed according to national standards	Not applicable
People who received PrEP at least once during the reporting period (2017)	...

Harm reduction

— Use of sterile injecting equipment at last injection (2016)	74.5%
— Needles and syringes distributed per person who injects (2016)	6.55
— Coverage of opioid substitution therapy (2017)	12%
— Naloxone available (2016)	...
— Safe injection rooms available (2016)	...

EPIDEMIC ESTIMATES

	2005	2010	2017
New HIV infections			
New HIV infections (all ages)	<500 [<500–710]	<500 [<200– <500]	<200 [<200– <500]
New HIV infections (0–14)	... [...–...]	... [...–...]	... [...–...]
New HIV infections (women, 15+)	<200 [<100– <200]	<100 [<100– <100]	<100 [<100– <100]
New HIV infections (men, 15+)	<500 [<500– <500]	<200 [<200– <500]	<200 [<100– <200]
HIV incidence per 1000 population	0.15 [0.1–0.23]	0.08 [0.07–0.11]	0.06 [0.04–0.08]
AIDS-related deaths			
AIDS-related deaths (all ages)	<200 [<100– <200]	<500 [<200– <500]	<200 [<100– <200]
AIDS-related deaths (0–14)	... [...–...]	... [...–...]	... [...–...]
AIDS-related deaths (women, 15+)	<100 [<100– <100]	<100 [<100– <100]	<100 [<100– <100]
AIDS-related deaths (men, 15+)	<100 [<100– <200]	<200 [<100– <200]	<200 [<100– <200]
People living with HIV			
People living with HIV (all ages)	3400 [2300–4400]	3600 [2700–4500]	3400 [2800–4300]
People living with HIV (0–14)	... [...–...]	... [...–...]	... [...–...]
People living with HIV (women, 15+)	1000 [680–1300]	1100 [840–1400]	1100 [870–1300]
People living with HIV (men, 15+)	2400 [1600–3100]	2500 [1900–3200]	2300 [1900–2900]

LAWS AND POLICIES

Laws criminalizing the transmission of, non-disclosure of or exposure to HIV transmission	Yes
Criminalization of sex work among consenting adults	Other punitive regulation of sex work
Criminalization of same-sex sexual acts	Laws penalizing same-sex sexual acts have been decriminalized or never existed
Drug use or possession for personal use is an offence	...
Criminalization of transgender people	Neither criminalized nor prosecuted
Laws or policies restricting the entry, stay and residence of people living with HIV	No
Parental consent for adolescents to access HIV testing	Yes, for adolescents younger than 14 years
Spousal consent for married women to access sexual and reproductive health services	No
Mandatory HIV testing for marriage, work or residence permits or for certain groups	Yes

STIGMA AND DISCRIMINATION

	2005	2016
Percentage of women and men aged 15–49 years who report discriminatory attitudes towards people living with HIV	88.7	57.5

Percentage of people living with HIV denied health services because of their HIV status in the last 12 months

Percentage of people living with HIV who reported a health-care professional told others about their HIV status without their consent

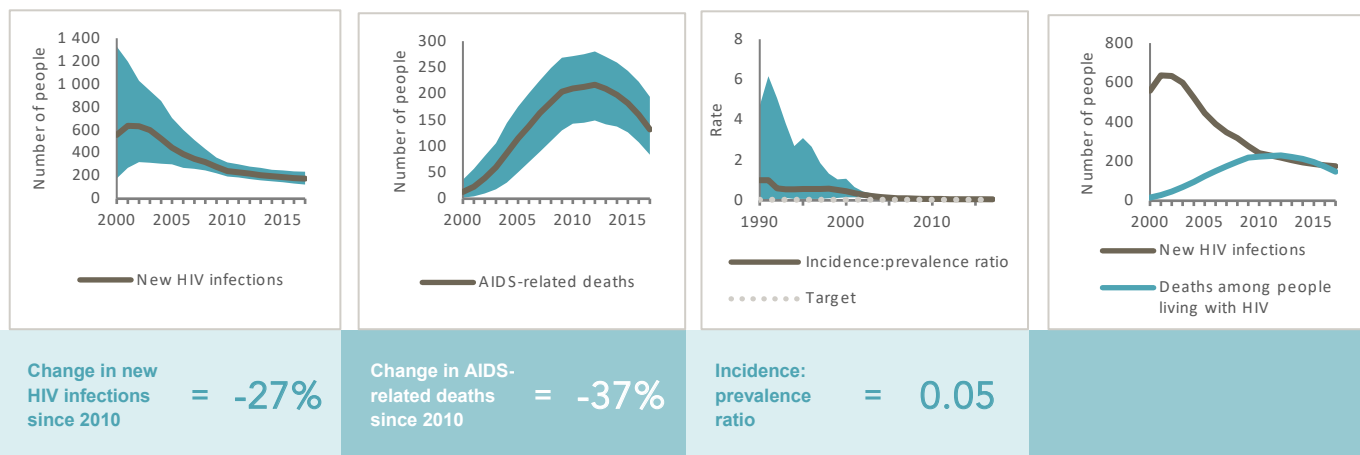
VIOLENCE

Proportion of ever-married or partnered women aged 15–49 years who experienced physical or sexual violence from a male intimate partner in the past 12 months	2016	3.5
---	------	-----

EXPENDITURES

	Financing sources					Total
	Domestic private	Domestic public	International: PEPFAR	International: Global Fund	International: all others	
Last available report: 2017	US\$ 291 989	US\$ 2 180 390	...	US\$ 2 070 964	...	US\$ 5 613 096

EPIDEMIC TRANSITION METRICS



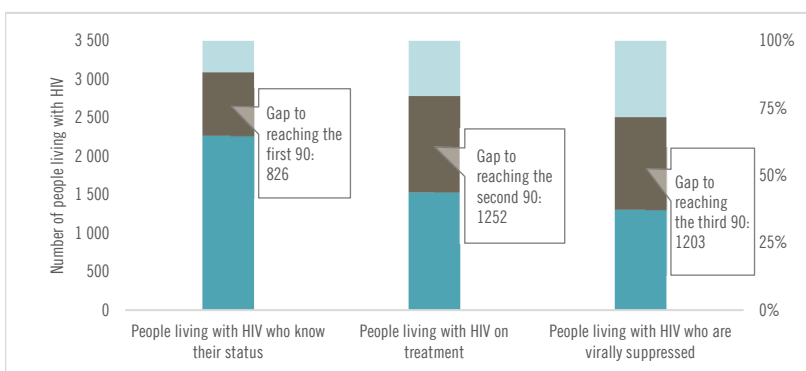
KEY POPULATIONS

	Sex workers	Gay men and other men who have sex with men	People who inject drugs	Transgender people	Prisoners
Estimated size of population	5 600	12 500	9 400
HIV prevalence	0.1%	0.8%	0.5%	...	0.3%
Know their HIV status	...	36%
Antiretroviral therapy coverage
Condom use	99%	80.4%	54.9%
Coverage of HIV prevention programmes	71.3%	...	51.8%	71.3%	...
Avoidance of health care because of stigma and discrimination

HIV COMORBIDITIES

Estimated number of incident tuberculosis cases among people living with HIV (2016)	74 [48–110]
Proportion of people living with HIV newly enrolled in HIV care with active tuberculosis (2016)	17%
Cervical cancer screening of women living with HIV	...
Proportion of people coinfecting with HIV and hepatitis B virus receiving combined treatment (2017)	100%
Proportion of people coinfecting with HIV and hepatitis C virus starting hepatitis C treatment (2017)	5.7%

HIV TESTING AND TREATMENT CASCADE



All ages	66% [55–82%]	45% [37–55%]	38% [31–47%]
Children (0–14)	...% [...–...%]	...% [...–...%]	...% [...–...%]
Women (15+)	71% [58–86%]	53% [43–64%]	48% [39–58%]
Men (15+)	63% [51–79%]	40% [33–50%]	33% [27–41%]

Is antiretroviral therapy provided in community settings (such as outside health facilities) for people who are stable on antiretroviral therapy? **No**

ELIMINATION OF MOTHER-TO-CHILD TRANSMISSION

	2010	2017
Percentage of pregnant women living with HIV accessing antiretroviral medicines	...% [...–...%]	...% [...–...%]
Early infant diagnosis	...% [...–...%]	...% [...–...%]

HIV PREVENTION

Knowledge of HIV prevention among young people aged 15–24 years (2016)	
— Women	20.2%
— Men	12.5%
Condom use at last higher-risk sex (with a non-marital, non-cohabiting partner)	
— Women	...
— Men	...
Women aged 15–49 years who have their demand for family planning satisfied by modern methods (2017)	40.6%
Men aged 15–49 years who are circumcised	Not applicable
Male circumcisions performed according to national standards	Not applicable
People who received PrEP at least once during the reporting period (2017)	...
Harm reduction	
— Use of sterile injecting equipment at last injection (2014)	96.9%
— Needles and syringes distributed per person who injects (2017)	76.11
— Coverage of opioid substitution therapy (2017)	5.3%
— Naloxone available (2016)	No
— Safe injection rooms available (2016)	No

EPIDEMIC ESTIMATES

	2005	2010	2017
New HIV infections			
New HIV infections (all ages)	630 [<500–950]	720 [520–1000]	760 [<500–1100]
New HIV infections (0–14)	<100 [<100– <100]	<100 [<100– <100]	<100 [<100– <100]
New HIV infections (women, 15+)	<200 [<200– <500]	<500 [<200– <500]	<500 [<200– <500]
New HIV infections (men, 15+)	<500 [<500–660]	<500 [<500–690]	540 [<500–780]
HIV incidence per 1000 population	0.07 [0.05–0.11]	0.08 [0.06–0.11]	0.08 [0.05–0.11]
AIDS-related deaths			
AIDS-related deaths (all ages)	<200 [<100– <500]	<500 [<200– <500]	<500 [<200– <500]
AIDS-related deaths (0–14)	<100 [<100– <100]	<100 [<100– <100]	<100 [<100– <100]
AIDS-related deaths (women, 15+)	<100 [<100– <100]	<100 [<100– <200]	<100 [<100– <200]
AIDS-related deaths (men, 15+)	<100 [<100– <200]	<200 [<100– <200]	<200 [<200– <500]
People living with HIV			
People living with HIV (all ages)	3600 [2500–4900]	5700 [4300–7500]	8000 [6100–10 000]
People living with HIV (0–14)	<100 [<100– <100]	<100 [<100– <100]	<100 [<100– <200]
People living with HIV (women, 15+)	1200 [780–1600]	1800 [1400–2500]	2600 [1900–3300]
People living with HIV (men, 15+)	2400 [1700–3300]	3800 [2900–5000]	5300 [4000–7000]

LAWS AND POLICIES

Laws criminalizing the transmission of, non-disclosure of or exposure to HIV transmission	Yes
Criminalization of sex work among consenting adults	Sex work is not subject to punitive regulations or is not criminalized
Criminalization of same-sex sexual acts	No specific legislation
Drug use or possession for personal use is an offence	Possession of drugs for personal use is specified as a non-criminal offence
Criminalization of transgender people	Neither criminalized nor prosecuted
Laws or policies restricting the entry, stay and residence of people living with HIV	Yes
Parental consent for adolescents to access HIV testing	Yes, for adolescents younger than 18 years
Spousal consent for married women to access sexual and reproductive health services	No
Mandatory HIV testing for marriage, work or residence permits or for certain groups	Yes

STIGMA AND DISCRIMINATION

Percentage of women and men aged 15–49 years who report discriminatory attitudes towards people living with HIV

Percentage of people living with HIV denied health services because of their HIV status in the last 12 months

Percentage of people living with HIV who reported a health-care professional told others about their HIV status without their consent

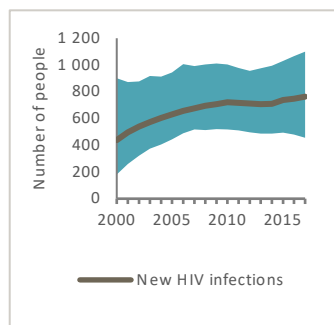
VIOLENCE

Proportion of ever-married or partnered women aged 15–49 years who experienced physical or sexual violence from a male intimate partner in the past 12 months

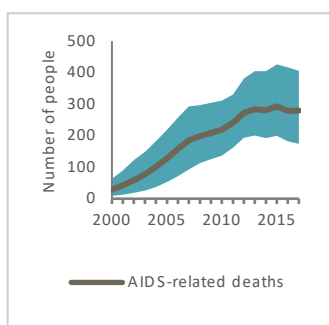
EXPENDITURES

	Financing sources					Total
	Domestic private	Domestic public	International: PEPFAR	International: Global Fund	International: all others	
Last available report: 2014	...	US\$ 14 215 892	...	US\$ 6 177 985	US\$ 233 483	US\$ 20 627 360

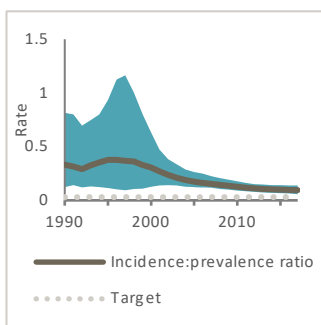
EPIDEMIC TRANSITION METRICS



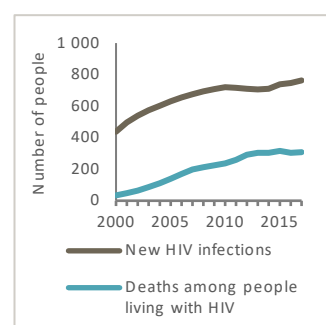
Change in new HIV infections since 2010 = 6%



Change in AIDS-related deaths since 2010 = 28%



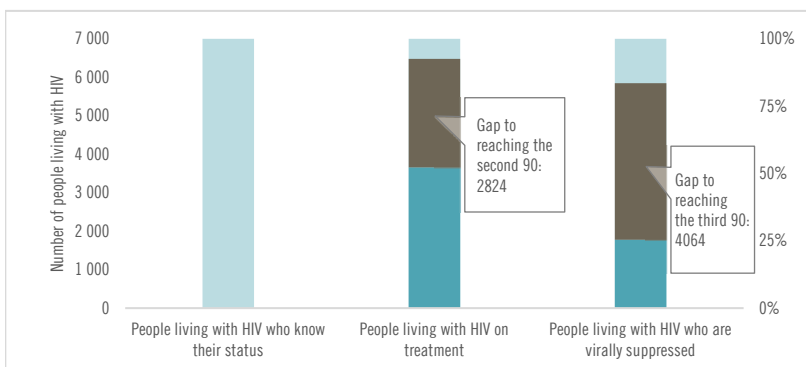
Incidence:prevalence ratio = 0.10



KEY POPULATIONS

	Sex workers	Gay men and other men who have sex with men	People who inject drugs	Transgender people	Prisoners
Estimated size of population
HIV prevalence	2.3%	2.2%	8.5%	...	2.8%
Know their HIV status	37.2%	69.7%	12.2%
Antiretroviral therapy coverage	60.2%
Condom use	...	63.9%	15.1%
Coverage of HIV prevention programmes
Avoidance of health care because of stigma and discrimination

HIV TESTING AND TREATMENT CASCADE



All ages	...% [...-...%]	46% [35-60%]	22% [17-29%]
Children (0-14)	...% [...-...%]	95% [70- >95%]	95% [70- >95%]
Women (15+)	...% [...-...%]	44% [33-57%]	27% [20-35%]
Men (15+)	...% [...-...%]	46% [34-60%]	19% [14-24%]

Is antiretroviral therapy provided in community settings (such as outside health facilities) for people who are stable on antiretroviral therapy? No

ELIMINATION OF MOTHER-TO-CHILD TRANSMISSION

	2010	2017
Percentage of pregnant women living with HIV accessing antiretroviral medicines	25% [19-34%]	87% [60- >95%]
Early infant diagnosis	24% [17-31%]	74% [56- >95%]

HIV COMORBIDITIES

Estimated number of incident tuberculosis cases among people living with HIV (2016)	130 [83-180]
Proportion of people living with HIV newly enrolled in HIV care with active tuberculosis (2016)	7.9%
Cervical cancer screening of women living with HIV	...
Proportion of people coinfecting with HIV and hepatitis B virus receiving combined treatment	...
Proportion of people coinfecting with HIV and hepatitis C virus starting hepatitis C treatment	...

HIV PREVENTION

Knowledge of HIV prevention among young people aged 15-24 years	...
— Women	...
— Men	...
Condom use at last higher-risk sex (with a non-marital, non-cohabiting partner)	...
— Women	...
— Men	...
Women aged 15-49 years who have their demand for family planning satisfied by modern methods	...
Men aged 15-49 years who are circumcised	Not applicable
Male circumcisions performed according to national standards	Not applicable
People who received PrEP at least once during the reporting period (2017)	...

Harm reduction	
— Use of sterile injecting equipment at last injection	...
— Needles and syringes distributed per person who injects (2017)	87.97
— Coverage of opioid substitution therapy (2017)	1.1%
— Naloxone available (2016)	No
— Safe injection rooms available (2016)	Yes

EPIDEMIC ESTIMATES

	2005	2010	2017
New HIV infections			
New HIV infections (all ages)	900 [660–1300]	1800 [1400–2500]	2400 [1500–3900]
New HIV infections (0–14)	... [...–...]	... [...–...]	... [...–...]
New HIV infections (women, 15+)	<500 [<500–520]	710 [540–1000]	910 [550–1500]
New HIV infections (men, 15+)	540 [<500–780]	1100 [800–1500]	1500 [910–2300]
HIV incidence per 1000 population	0.09 [0.07–0.14]	0.2 [0.15–0.27]	0.27 [0.17–0.44]
AIDS-related deaths			
AIDS-related deaths (all ages)	<100 [<100– <200]	<200 [<100– <200]	<500 [<200–520]
AIDS-related deaths (0–14)	... [...–...]	... [...–...]	... [...–...]
AIDS-related deaths (women, 15+)	<100 [<100– <100]	<100 [<100– <100]	<100 [<100– <200]
AIDS-related deaths (men, 15+)	<100 [<100– <100]	<100 [<100– <100]	<200 [<100– <500]
People living with HIV			
People living with HIV (all ages)	3500 [2900–4600]	9700 [7700–12 000]	24 000 [18 000–33 000]
People living with HIV (0–14)	... [...–...]	... [...–...]	... [...–...]
People living with HIV (women, 15+)	1300 [1100–1800]	3800 [3000–4800]	9900 [7300–13 000]
People living with HIV (men, 15+)	2100 [1800–2800]	5800 [4600–7300]	14 000 [11 000–20 000]

LAWS AND POLICIES

Laws criminalizing the transmission of, non-disclosure of or exposure to HIV transmission	Yes
Criminalization of sex work among consenting adults	...
Criminalization of same-sex sexual acts	Laws penalizing same-sex sexual acts have been decriminalized or never existed
Drug use or possession for personal use is an offence	Possession of drugs for personal use is specified as a criminal offence
Criminalization of transgender people	Neither criminalized nor prosecuted
Laws or policies restricting the entry, stay and residence of people living with HIV	No
Parental consent for adolescents to access HIV testing	Yes, for adolescents younger than 14 years
Spousal consent for married women to access sexual and reproductive health services	No
Mandatory HIV testing for marriage, work or residence permits or for certain groups	No

STIGMA AND DISCRIMINATION

Percentage of women and men aged 15–49 years who report discriminatory attitudes towards people living with HIV **2005**
77.1*

Percentage of people living with HIV denied health services because of their HIV status in the last 12 months

Percentage of people living with HIV who reported a health-care professional told others about their HIV status without their consent

VIOLENCE

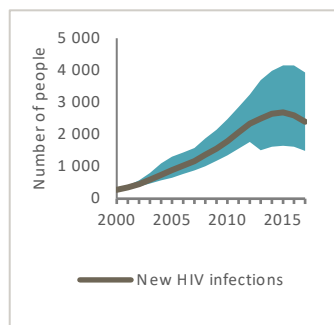
Proportion of ever-married or partnered women aged 15–49 years who experienced physical or sexual violence from a male intimate partner in the past 12 months

*Female respondents only

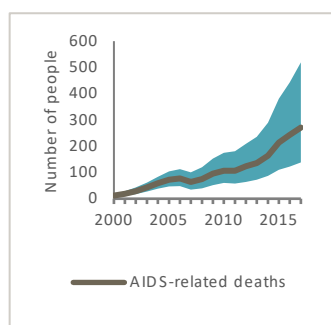
EXPENDITURES

	Financing sources					Total
	Domestic private	Domestic public	International: PEPFAR	International: Global Fund	International: all others	
Last available report: 2017	...	US\$ 16 302 125	...	US\$ 4 656 596	US\$ 41 526	US\$ 21 000 247

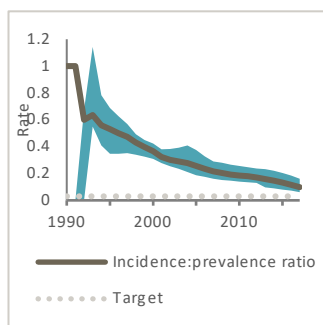
EPIDEMIC TRANSITION METRICS



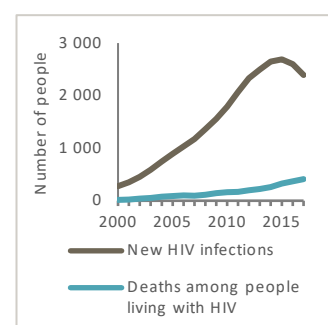
Change in new HIV infections since 2010 = **34%**



Change in AIDS-related deaths since 2010 = **156%**



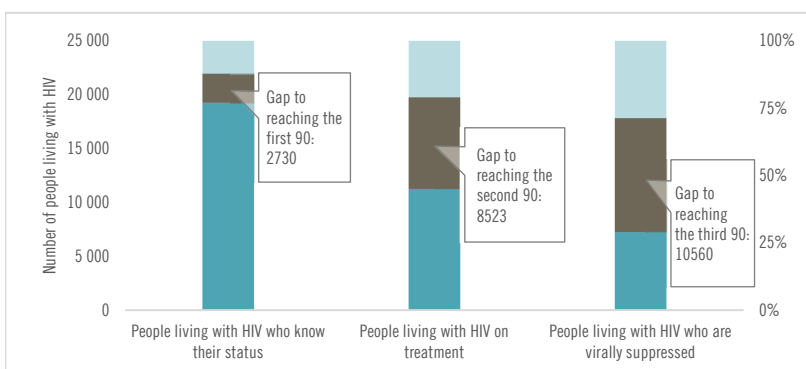
Incidence:prevalence ratio = **0.10**



KEY POPULATIONS

	Sex workers	Gay men and other men who have sex with men	People who inject drugs	Transgender people	Prisoners
Estimated size of population	22 000	59 500	66 500
HIV prevalence	7%	9.8%	30.8%
Know their HIV status	71.8%	68.6%	59.7%
Antiretroviral therapy coverage	100%
Condom use	85%	73.8%	51.5%
Coverage of HIV prevention programmes	84%	69.4%	67.1%	84%	...
Avoidance of health care because of stigma and discrimination

HIV TESTING AND TREATMENT CASCADE



All ages	79% [58- >95%]	46% [34-63%]	30% [22-41%]
Children (0-14)	...% [...-...%]	...% [...-...%]	...% [...-...%]
Women (15+)	82% [61- >95%]	52% [38-70%]	34% [25-46%]
Men (15+)	75% [56- >95%]	41% [30-56%]	26% [19-35%]

Is antiretroviral therapy provided in community settings (such as outside health facilities) for people who are stable on antiretroviral therapy? **No**

ELIMINATION OF MOTHER-TO-CHILD TRANSMISSION

	2010	2017
Percentage of pregnant women living with HIV accessing antiretroviral medicines	>95% [>95- >95%]	92% [63- >95%]
Early infant diagnosis	>95% [>95- >95%]	87% [61- >95%]

HIV COMORBIDITIES

Estimated number of incident tuberculosis cases among people living with HIV (2016)	400 [260-570]
Proportion of people living with HIV newly enrolled in HIV care with active tuberculosis (2016)	1.7%
Cervical cancer screening of women living with HIV	...
Proportion of people coinfecting with HIV and hepatitis B virus receiving combined treatment (2017)	70.1%
Proportion of people coinfecting with HIV and hepatitis C virus starting hepatitis C treatment (2017)	55.6%

HIV PREVENTION

Knowledge of HIV prevention among young people aged 15-24 years

— Women	...
— Men	...

Condom use at last higher-risk sex (with a non-marital, non-cohabiting partner)

— Women	...
— Men	...

Women aged 15-49 years who have their demand for family planning satisfied by modern methods

Men aged 15-49 years who are circumcised	Not applicable
---	----------------

Male circumcisions performed according to national standards

People who received PrEP at least once during the reporting period (2017)	...
--	-----

Harm reduction

— Use of sterile injecting equipment at last injection (2017)	87.9%
— Needles and syringes distributed per person who injects (2017)	70.18
— Coverage of opioid substitution therapy (2017)	4.2%
— Naloxone available (2016)	No
— Safe injection rooms available (2016)	No

EPIDEMIC ESTIMATES

	2005	2010	2017
New HIV infections			
New HIV infections (all ages)	610 [<500–820]	970 [750–1300]	870 [550–1700]
New HIV infections (0–14)	<100 [<100– <100]	<100 [<100– <100]	<100 [<100– <100]
New HIV infections (women, 15+)	<200 [<100– <200]	<200 [<200– <200]	<200 [<200– <500]
New HIV infections (men, 15+)	<500 [<500–650]	820 [640–1100]	700 [<500–1300]
HIV incidence per 1000 population	0.14 [0.11–0.18]	0.23 [0.18–0.3]	0.22 [0.14–0.43]
AIDS-related deaths			
AIDS-related deaths (all ages)	<100 [<100– <200]	<200 [<100– <200]	<500 [<200– <500]
AIDS-related deaths (0–14)	<100 [<100– <100]	<100 [<100– <100]	<100 [<100– <100]
AIDS-related deaths (women, 15+)	<100 [<100– <100]	<100 [<100– <100]	<100 [<100– <100]
AIDS-related deaths (men, 15+)	<100 [<100– <100]	<200 [<100– <200]	<500 [<200– <500]
People living with HIV			
People living with HIV (all ages)	3000 [2300–3900]	6100 [5000–7600]	11 000 [8200–14 000]
People living with HIV (0–14)	<100 [<100– <100]	<100 [<100– <100]	<100 [<100– <100]
People living with HIV (women, 15+)	760 [590–990]	1200 [990–1500]	2100 [1600–2700]
People living with HIV (men, 15+)	2200 [1700–2900]	4800 [3900–6000]	8400 [6500–11 000]

LAWS AND POLICIES

Laws criminalizing the transmission of, non-disclosure of or exposure to HIV transmission	No, but prosecutions exist based on general criminal laws
Criminalization of sex work among consenting adults	Other punitive regulation of sex work
Criminalization of same-sex sexual acts	No specific legislation
Drug use or possession for personal use is an offence	Drug use or consumption is a specific offence in law
Criminalization of transgender people	Neither criminalized nor prosecuted
Laws or policies restricting the entry, stay and residence of people living with HIV	No
Parental consent for adolescents to access HIV testing	Yes, for adolescents younger than 16 years
Spousal consent for married women to access sexual and reproductive health services	No
Mandatory HIV testing for marriage, work or residence permits or for certain groups	Yes

STIGMA AND DISCRIMINATION

Percentage of women and men aged 15–49 years who report discriminatory attitudes towards people living with HIV

Percentage of people living with HIV denied health services because of their HIV status in the last 12 months

Percentage of people living with HIV who reported a health-care professional told others about their HIV status without their consent

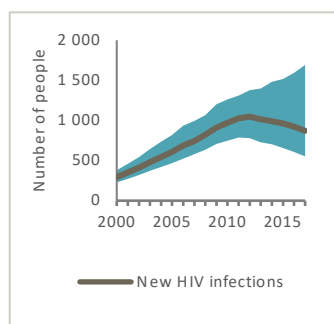
VIOLENCE

Proportion of ever-married or partnered women aged 15–49 years who experienced physical or sexual violence from a male intimate partner in the past 12 months

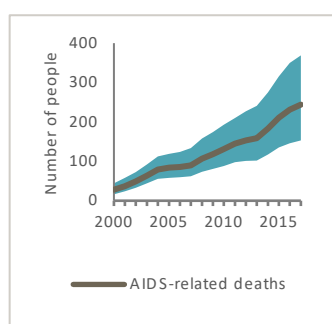
EXPENDITURES

	Financing sources					Total
	Domestic private	Domestic public	International: PEPFAR	International: Global Fund	International: all others	
Last available report: 2017	US\$ 376 292	US\$ 13 444 827	...	US\$ 6 040 729	...	US\$ 19 929 496

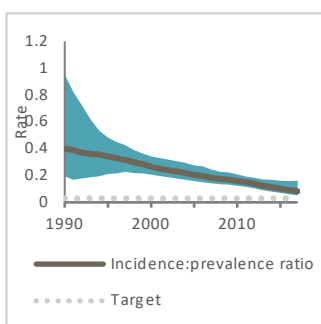
EPIDEMIC TRANSITION METRICS



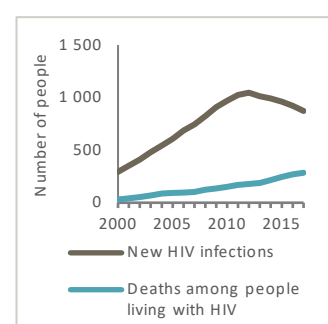
Change in new HIV infections since 2010 = **-10%**



Change in AIDS-related deaths since 2010 = **86%**



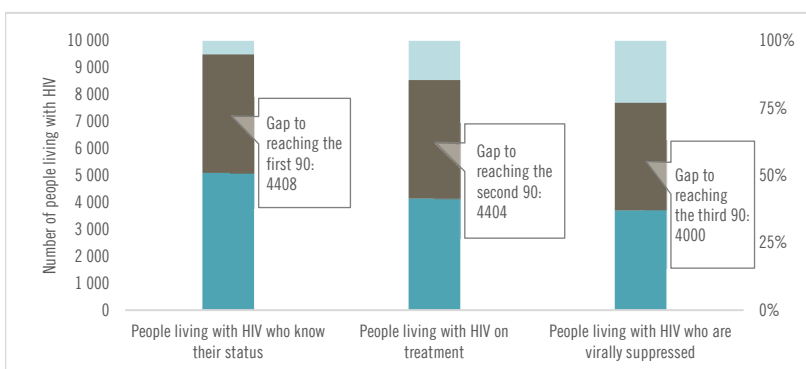
Incidence:prevalence ratio = **0.08**



KEY POPULATIONS

	Sex workers	Gay men and other men who have sex with men	People who inject drugs	Transgender people	Prisoners
Estimated size of population	6 525	17 200	52 500
HIV prevalence	0.9%	20.7%	2.3%	...	0.2%
Know their HIV status
Antiretroviral therapy coverage
Condom use	93.4%	69.6%	36.5%
Coverage of HIV prevention programmes
Avoidance of health care because of stigma and discrimination

HIV TESTING AND TREATMENT CASCADE



	48% [38–65%]	39% [31–53%]	35% [27–47%]
All ages			
Children (0–14)	86% [67– >95%]	84% [66– >95%]	77% [60– >95%]
Women (15+)	67% [54–88%]	62% [50–82%]	57% [45–74%]
Men (15+)	43% [34–59%]	33% [26–45%]	30% [23–40%]

Is antiretroviral therapy provided in community settings (such as outside health facilities) for people who are stable on antiretroviral therapy? **No**

ELIMINATION OF MOTHER-TO-CHILD TRANSMISSION

	2010	2017
Percentage of pregnant women living with HIV accessing antiretroviral medicines	>95% [83– >95%]	85% [70– >95%]
Early infant diagnosis	82% [66– >95%]	84% [66– >95%]

HIV COMORBIDITIES

Estimated number of incident tuberculosis cases among people living with HIV (2016)	77 [64–91]
Proportion of people living with HIV newly enrolled in HIV care with active tuberculosis (2016)	7%
Cervical cancer screening of women living with HIV	...
Proportion of people coinfecting with HIV and hepatitis B virus receiving combined treatment (2017)	93.2%
Proportion of people coinfecting with HIV and hepatitis C virus starting hepatitis C treatment (2017)	96.2%

HIV PREVENTION

Knowledge of HIV prevention among young people aged 15–24 years

— Women	...
— Men	...

Condom use at last higher-risk sex (with a non-marital, non-cohabiting partner)

— Women	...
— Men	...

Women aged 15–49 years who have their demand for family planning satisfied by modern methods

...

Men aged 15–49 years who are circumcised

Not applicable

Male circumcisions performed according to national standards

Not applicable

People who received PrEP at least once during the reporting period (2017)

15

Harm reduction

— Use of sterile injecting equipment at last injection (2017)	90.4%
— Needles and syringes distributed per person who injects (2017)	72.56
— Coverage of opioid substitution therapy (2017)	32%
— Naloxone available (2016)	Yes
— Safe injection rooms available (2016)	No

EPIDEMIC ESTIMATES

	2005	2010	2017
New HIV infections			
New HIV infections (all ages)	1100 [860–1200]	1800 [1400–1900]	3700 [2000–4500]
New HIV infections (0–14)	<100 [<100– <100]	<100 [<100– <100]	<100 [<100– <100]
New HIV infections (women, 15+)	<500 [<200– <500]	<500 [<500–520]	1100 [630–1400]
New HIV infections (men, 15+)	890 [670–950]	1300 [960–1400]	2500 [1400–3000]
HIV incidence per 1000 population	0.07 [0.05–0.08]	0.11 [0.08–0.11]	0.19 [0.11–0.24]
AIDS-related deaths			
AIDS-related deaths (all ages)	<500 [<200– <500]	<500 [<500– <500]	670 [<500–740]
AIDS-related deaths (0–14)	<100 [<100– <100]	<100 [<100– <100]	<100 [<100– <100]
AIDS-related deaths (women, 15+)	<100 [<100– <100]	<100 [<100– <100]	<100 [<100– <100]
AIDS-related deaths (men, 15+)	<500 [<200– <500]	<500 [<500– <500]	570 [<500–630]
People living with HIV			
People living with HIV (all ages)	7500 [5400–7400]	12 000 [9400–13 000]	27 000 [18 000–28 000]
People living with HIV (0–14)	<100 [<100– <100]	<200 [<100– <200]	<500 [<500– <500]
People living with HIV (women, 15+)	1300 [950–1300]	2900 [2200–3000]	8000 [5600–8500]
People living with HIV (men, 15+)	6200 [4400–6000]	9300 [7100–9500]	18 000 [13 000–19 000]

LAWS AND POLICIES

Laws criminalizing the transmission of, non-disclosure of or exposure to HIV transmission	Yes
Criminalization of sex work among consenting adults	Partial criminalization of sex work
Criminalization of same-sex sexual acts	Laws penalizing same-sex sexual acts have been decriminalized or never existed
Drug use or possession for personal use is an offence	Possession of drugs for personal use is specified as a criminal offence
Criminalization of transgender people	Neither criminalized nor prosecuted
Laws or policies restricting the entry, stay and residence of people living with HIV	No
Parental consent for adolescents to access HIV testing	Yes, for adolescents younger than 18 years
Spousal consent for married women to access sexual and reproductive health services	No
Mandatory HIV testing for marriage, work or residence permits or for certain groups	Yes

STIGMA AND DISCRIMINATION

Percentage of women and men aged 15–49 years who report discriminatory attitudes towards people living with HIV	2006 82.7*
Percentage of people living with HIV denied health services because of their HIV status in the last 12 months	2015 17.6
Percentage of people living with HIV who reported a health-care professional told others about their HIV status without their consent	2015 22.9

VIOLENCE

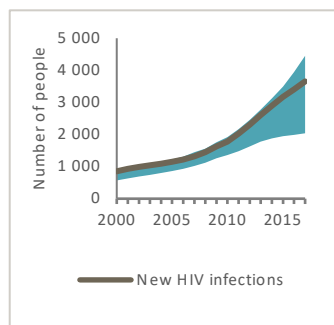
Proportion of ever-married or partnered women aged 15–49 years who experienced physical or sexual violence from a male intimate partner in the past 12 months

*Female respondents only

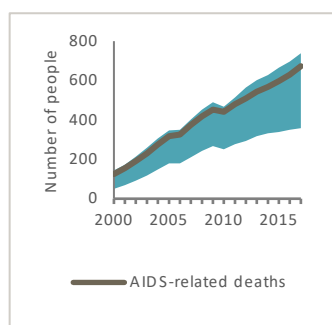
EXPENDITURES

	Financing sources					Total
	Domestic private	Domestic public	International: PEPFAR	International: Global Fund	International: all others	
Last available report: 2017	...	US\$ 30 975 563	US\$ 1 667 487	US\$ 2 099 526	...	US\$ 34 816 918

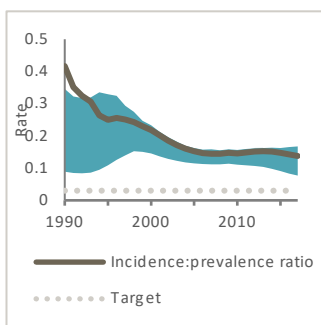
EPIDEMIC TRANSITION METRICS



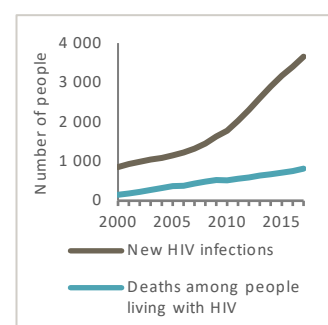
Change in new HIV infections since 2010 = **106%**



Change in AIDS-related deaths since 2010 = **53%**



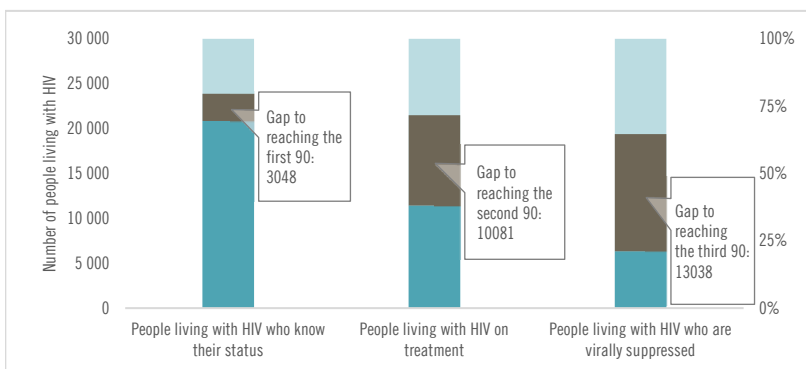
Incidence:prevalence ratio = **0.14**



KEY POPULATIONS

	Sex workers	Gay men and other men who have sex with men	People who inject drugs	Transgender people	Prisoners
Estimated size of population	18 800	62 000	120 500	...	36 332
HIV prevalence	1.9%	3.2%	8.5%	...	2.7%
Know their HIV status	93.7%	63.4%	62.2%
Antiretroviral therapy coverage
Condom use	92.3%	70.7%	47.9%
Coverage of HIV prevention programmes	88%	88%	...
Avoidance of health care because of stigma and discrimination

HIV TESTING AND TREATMENT CASCADE



All ages	79% [55–83%]	43% [30–46%]	24% [17–25%]
Children (0–14)	>95% [81– >95%]	92% [61– >95%]	79% [53–85%]
Women (15+)	...% [...–...%]	62% [43–65%]	36% [25–38%]
Men (15+)	68% [47–72%]	34% [23–36%]	17% [12–18%]

Is antiretroviral therapy provided in community settings (such as outside health facilities) for people who are stable on antiretroviral therapy? **No**

ELIMINATION OF MOTHER-TO-CHILD TRANSMISSION

	2010	2017
Percentage of pregnant women living with HIV accessing antiretroviral medicines	>95% [>95– >95%]	82% [59–88%]
Early infant diagnosis	>95% [>95– >95%]	82% [77– >95%]

HIV COMORBIDITIES

Estimated number of incident tuberculosis cases among people living with HIV (2016)	580 [370–820]
Proportion of people living with HIV newly enrolled in HIV care with active tuberculosis (2016)	7.3%
Cervical cancer screening of women living with HIV	...
Proportion of people coinfecting with HIV and hepatitis B virus receiving combined treatment (2017)	39.1%
Proportion of people coinfecting with HIV and hepatitis C virus starting hepatitis C treatment (2017)	5%

HIV PREVENTION

Knowledge of HIV prevention among young people aged 15–24 years (2015)	
— Women	26.7%
— Men	...
Condom use at last higher-risk sex (with a non-marital, non-cohabiting partner)	
— Women	...
— Men	...
Women aged 15–49 years who have their demand for family planning satisfied by modern methods	...
Men aged 15–49 years who are circumcised	Not applicable
Male circumcisions performed according to national standards	Not applicable
People who received PrEP at least once during the reporting period (2017)	...

Harm reduction

— Use of sterile injecting equipment at last injection (2016)	52.8%
— Needles and syringes distributed per person who injects (2017)	128.78
— Coverage of opioid substitution therapy (2017)	0.6%
— Naloxone available (2016)	No
— Safe injection rooms available (2016)	No

EPIDEMIC ESTIMATES

	2005	2010	2017
New HIV infections			
New HIV infections (all ages)	<500 [<500–660]	830 [590–1100]	600 [<500–960]
New HIV infections (0–14)	<100 [<100– <100]	<100 [<100– <100]	<100 [<100– <100]
New HIV infections (women, 15+)	<200 [<100– <200]	<500 [<200– <500]	<200 [<200– <500]
New HIV infections (men, 15+)	<500 [<500– <500]	580 [<500–780]	<500 [<500–660]
HIV incidence per 1000 population	0.09 [0.06–0.13]	0.15 [0.11–0.2]	0.1 [0.06–0.16]
AIDS-related deaths			
AIDS-related deaths (all ages)	<100 [<100– <100]	<200 [<100– <500]	<500 [<200– <500]
AIDS-related deaths (0–14)	<100 [<100– <100]	<100 [<100– <100]	<100 [<100– <100]
AIDS-related deaths (women, 15+)	<100 [<100– <100]	<100 [<100– <100]	<100 [<100– <100]
AIDS-related deaths (men, 15+)	<100 [<100– <100]	<100 [<100– <200]	<200 [<100– <500]
People living with HIV			
People living with HIV (all ages)	2100 [1600–2800]	4700 [3400–6400]	7600 [5500–10 000]
People living with HIV (0–14)	<100 [<100– <100]	<100 [<100– <100]	<200 [<100– <200]
People living with HIV (women, 15+)	600 [<500–810]	1400 [1000–1900]	2500 [1800–3200]
People living with HIV (men, 15+)	1500 [1100–2000]	3200 [2300–4400]	5000 [3600–6600]

LAWS AND POLICIES

Laws criminalizing the transmission of, non-disclosure of or exposure to HIV transmission	Yes
Criminalization of sex work among consenting adults	Sex work is not subject to punitive regulations or is not criminalized
Criminalization of same-sex sexual acts	No specific legislation
Drug use or possession for personal use is an offence	Possession of drugs for personal use is specified as a criminal offence
Criminalization of transgender people	Neither criminalized nor prosecuted
Laws or policies restricting the entry, stay and residence of people living with HIV	No
Parental consent for adolescents to access HIV testing	Yes, for adolescents younger than 18 years
Spousal consent for married women to access sexual and reproductive health services	No
Mandatory HIV testing for marriage, work or residence permits or for certain groups	Yes

STIGMA AND DISCRIMINATION

Percentage of women and men aged 15–49 years who report discriminatory attitudes towards people living with HIV	2006 83.4*
Percentage of people living with HIV denied health services because of their HIV status in the last 12 months	2015 9.1
Percentage of people living with HIV who reported a health-care professional told others about their HIV status without their consent	2015 31.3

VIOLENCE

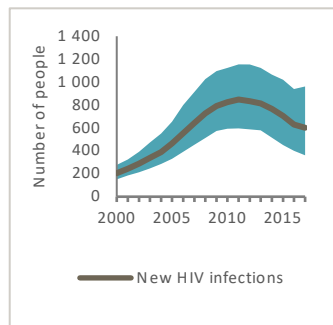
Proportion of ever-married or partnered women aged 15–49 years who experienced physical or sexual violence from a male intimate partner in the past 12 months	2012 17.1
---	--------------

*Female respondents only

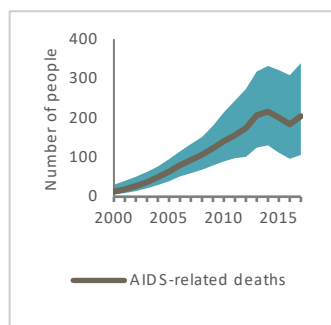
EXPENDITURES

	Financing sources					Total
	Domestic private	Domestic public	International: PEPFAR	International: Global Fund	International: all others	
Last available report: 2017	...	US\$ 2 238 849	US\$ 1 583 482	US\$ 12 045 130	...	US\$ 17 307 702

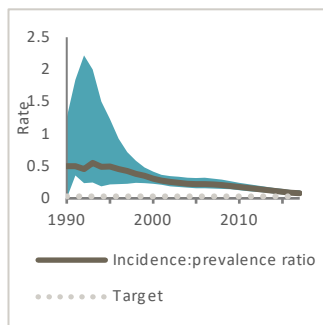
EPIDEMIC TRANSITION METRICS



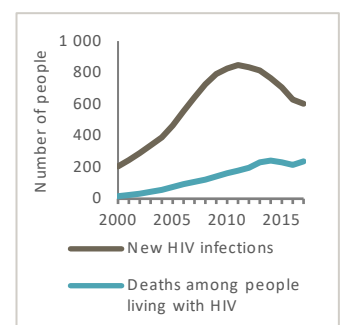
Change in new HIV infections since 2010 = **-27%**



Change in AIDS-related deaths since 2010 = **45%**



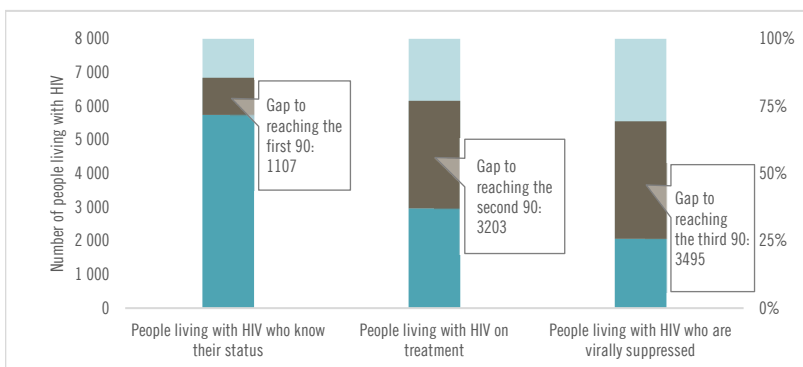
Incidence:prevalence ratio = **0.08**



KEY POPULATIONS

	Sex workers	Gay men and other men who have sex with men	People who inject drugs	Transgender people	Prisoners
Estimated size of population	25 000	...	8 162
HIV prevalence	2%	...	14.3%	...	11.3%
Know their HIV status	57.5%
Antiretroviral therapy coverage
Condom use	...	81.1%	58.8%
Coverage of HIV prevention programmes	...	37.8%	40.4%
Avoidance of health care because of stigma and discrimination

HIV TESTING AND TREATMENT CASCADE



	75% [54–>95%]	39% [28–51%]	27% [19–35%]
All ages	>95% [>95–>95%]	>95% [78–>95%]	>95% [>95–>95%]
Children (0–14)	83% [61–>95%]	53% [38–68%]	36% [27–47%]
Women (15+)	63% [45–83%]	30% [21–39%]	18% [13–23%]

Is antiretroviral therapy provided in community settings (such as outside health facilities) for people who are stable on antiretroviral therapy? **No**

ELIMINATION OF MOTHER-TO-CHILD TRANSMISSION

	2010	2017
Percentage of pregnant women living with HIV accessing antiretroviral medicines	56% [40–79%]	75% [58–93%]
Early infant diagnosis	...% [...–...%]	70% [56–91%]

HIV COMORBIDITIES

Estimated number of incident tuberculosis cases among people living with HIV (2016)	280 [250–320]
Proportion of people living with HIV newly enrolled in HIV care with active tuberculosis (2016)	7.7%
Cervical cancer screening of women living with HIV	...
Proportion of people coinfecting with HIV and hepatitis B virus receiving combined treatment (2017)	78.4%
Proportion of people coinfecting with HIV and hepatitis C virus starting hepatitis C treatment (2017)	4.2%

HIV PREVENTION

Knowledge of HIV prevention among young people aged 15–24 years (2014)	
— Women	19.8%
— Men	...
Condom use at last higher-risk sex (with a non-marital, non-cohabiting partner)	
— Women	...
— Men	...
Women aged 15–49 years who have their demand for family planning satisfied by modern methods (2012)	62.1%
Men aged 15–49 years who are circumcised	Not applicable
Male circumcisions performed according to national standards	Not applicable
People who received PrEP at least once during the reporting period (2017)	...

Harm reduction

— Use of sterile injecting equipment at last injection (2017)	80.9%
— Needles and syringes distributed per person who injects (2017)	223.63
— Coverage of opioid substitution therapy (2017)	4.9%
— Naloxone available (2016)	Yes
— Safe injection rooms available (2016)	No

EPIDEMIC ESTIMATES

	2005	2010	2017
New HIV infections			
New HIV infections (all ages)	<100 [<100– <100]	<100 [<100– <100]	<100 [<100– <100]
New HIV infections (0–14)	... [...–...]	... [...–...]	... [...–...]
New HIV infections (women, 15+)	<100 [<100– <100]	<100 [<100– <100]	<100 [<100– <100]
New HIV infections (men, 15+)	<100 [<100– <100]	<100 [<100– <100]	<100 [<100– <100]
HIV incidence per 1000 population	0.02 [0.01–0.02]	0.02 [0.02–0.03]	0.04 [0.03–0.05]
AIDS-related deaths			
AIDS-related deaths (all ages)	<100 [<100– <100]	<100 [<100– <100]	<100 [<100– <100]
AIDS-related deaths (0–14)	... [...–...]	... [...–...]	... [...–...]
AIDS-related deaths (women, 15+)	<100 [<100– <100]	<100 [<100– <100]	<100 [<100– <100]
AIDS-related deaths (men, 15+)	<100 [<100– <100]	<100 [<100– <100]	<100 [<100– <100]
People living with HIV			
People living with HIV (all ages)	<100 [<100– <100]	<200 [<200– <200]	<500 [<500– <500]
People living with HIV (0–14)	... [...–...]	... [...–...]	... [...–...]
People living with HIV (women, 15+)	<100 [<100– <100]	<100 [<100– <100]	<100 [<100– <100]
People living with HIV (men, 15+)	<100 [<100– <100]	<100 [<100– <100]	<200 [<200– <500]

LAWS AND POLICIES

Laws criminalizing the transmission of, non-disclosure of or exposure to HIV transmission	Yes
Criminalization of sex work among consenting adults	Selling sexual services is criminalized
Criminalization of same-sex sexual acts	Laws penalizing same-sex sexual acts have been decriminalized or never existed
Drug use or possession for personal use is an offence	Possession of drugs for personal use is specified as a non-criminal offence
Criminalization of transgender people	Neither criminalized nor prosecuted
Laws or policies restricting the entry, stay and residence of people living with HIV	No
Parental consent for adolescents to access HIV testing	Yes, for adolescents younger than 18 years
Spousal consent for married women to access sexual and reproductive health services	No
Mandatory HIV testing for marriage, work or residence permits or for certain groups	Yes

STIGMA AND DISCRIMINATION

	2006	2013
Percentage of women and men aged 15–49 years who report discriminatory attitudes towards people living with HIV	59.6*	52

Percentage of people living with HIV denied health services because of their HIV status in the last 12 months

Percentage of people living with HIV who reported a health-care professional told others about their HIV status without their consent

VIOLENCE

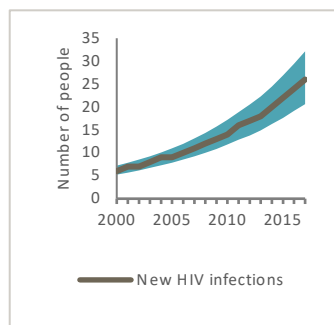
Proportion of ever-married or partnered women aged 15–49 years who experienced physical or sexual violence from a male intimate partner in the past 12 months

*Female respondents only

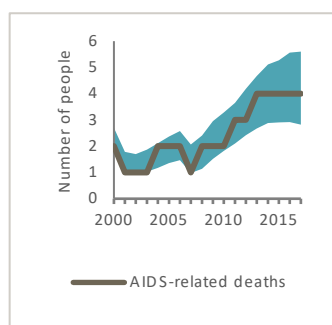
EXPENDITURES

	Financing sources					Total
	Domestic private	Domestic public	International: PEPFAR	International: Global Fund	International: all others	
Last available report: 2009	US\$ 830 121	US\$ 43 667	US\$ 830 121

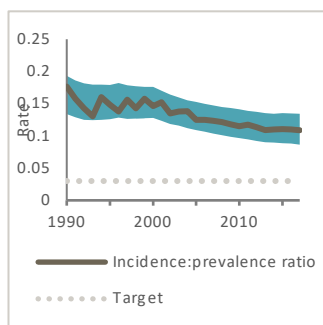
EPIDEMIC TRANSITION METRICS



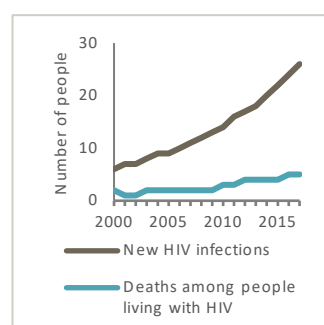
Change in new HIV infections since 2010 = **86%**



Change in AIDS-related deaths since 2010 = **100%**



Incidence:prevalence ratio = **0.11**



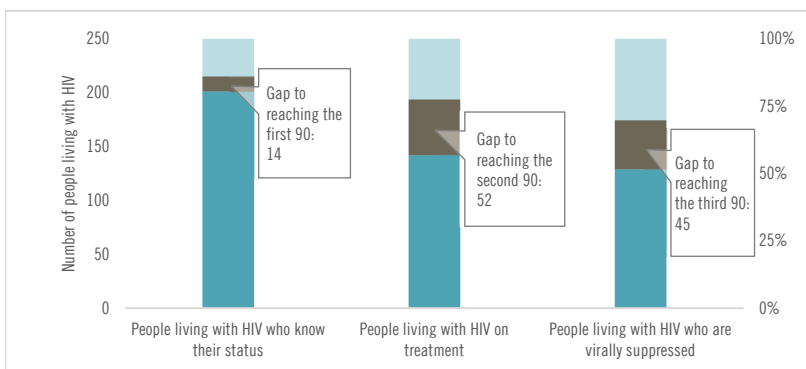
KEY POPULATIONS

	Sex workers	Gay men and other men who have sex with men	People who inject drugs	Transgender people	Prisoners
Estimated size of population	1 300
HIV prevalence	0.5%	12.5%	0.5%
Know their HIV status
Antiretroviral therapy coverage
Condom use	82.8%	64%	63.5%
Coverage of HIV prevention programmes
Avoidance of health care because of stigma and discrimination

HIV COMORBIDITIES

Estimated number of incident tuberculosis cases among people living with HIV (2016)	0 [0-0]
Proportion of people living with HIV newly enrolled in HIV care with active tuberculosis (2016)	4%
Cervical cancer screening of women living with HIV	...
Proportion of people coinfecting with HIV and hepatitis B virus receiving combined treatment (2017)	100%
Proportion of people coinfecting with HIV and hepatitis C virus starting hepatitis C treatment	...

HIV TESTING AND TREATMENT CASCADE



All ages	84% [71- >95%]	59% [50-68%]	54% [45-62%]
Children (0-14)	...% [...-...%]	...% [...-...%]	...% [...-...%]
Women (15+)	34% [29-41%]	28% [24-33%]	20% [17-23%]
Men (15+)	...% [...-...%]	71% [58-85%]	66% [54-80%]

Is antiretroviral therapy provided in community settings (such as outside health facilities) for people who are stable on antiretroviral therapy? **No**

ELIMINATION OF MOTHER-TO-CHILD TRANSMISSION

	2010	2017
Percentage of pregnant women living with HIV accessing antiretroviral medicines	...% [...-...%]	...% [...-...%]
Early infant diagnosis	...% [...-...%]	...% [...-...%]

HIV PREVENTION

Knowledge of HIV prevention among young people aged 15-24 years	...
— Women	...
— Men	...
Condom use at last higher-risk sex (with a non-marital, non-cohabiting partner)	...
— Women	...
— Men	...
Women aged 15-49 years who have their demand for family planning satisfied by modern methods	...
Men aged 15-49 years who are circumcised	Not applicable
Male circumcisions performed according to national standards	Not applicable
People who received PrEP at least once during the reporting period (2017)	...
Harm reduction	...
— Use of sterile injecting equipment at last injection (2014)	92%
— Needles and syringes distributed per person who injects (2017)	144.29
— Coverage of opioid substitution therapy	...
— Naloxone available (2016)	Yes
— Safe injection rooms available (2016)	No

EPIDEMIC ESTIMATES

	2005	2010	2017
New HIV infections			
New HIV infections (all ages)	1200 [680–2000]	1400 [760–2200]	1300 [740–2100]
New HIV infections (0–14)	<100 [<100– <100]	<100 [<100– <100]	<100 [<100– <100]
New HIV infections (women, 15+)	<500 [<500–600]	<500 [<500–680]	<500 [<500–660]
New HIV infections (men, 15+)	840 [<500–1300]	920 [510–1500]	900 [<500–1400]
HIV incidence per 1000 population	0.27 [0.15–0.43]	0.31 [0.17–0.5]	0.32 [0.18–0.51]
AIDS-related deaths			
AIDS-related deaths (all ages)	<500 [<200– <500]	<500 [<200–560]	<500 [<500–790]
AIDS-related deaths (0–14)	<100 [<100– <100]	<100 [<100– <100]	<100 [<100– <100]
AIDS-related deaths (women, 15+)	<100 [<100– <200]	<200 [<100– <200]	<100 [<100– <200]
AIDS-related deaths (men, 15+)	<200 [<100– <500]	<500 [<200– <500]	<500 [<500–610]
People living with HIV			
People living with HIV (all ages)	5900 [4100–8200]	11 000 [7500–15 000]	15 000 [10 000–21 000]
People living with HIV (0–14)	<100 [<100– <100]	<100 [<100– <100]	<100 [<100– <200]
People living with HIV (women, 15+)	1900 [1300–2600]	3500 [2500–4800]	5300 [3700–7300]
People living with HIV (men, 15+)	4000 [2800–5600]	7300 [5000–10 000]	9700 [6700–14 000]

LAWS AND POLICIES

Laws criminalizing the transmission of, non-disclosure of or exposure to HIV transmission	Yes
Criminalization of sex work among consenting adults	Sex work is not subject to punitive regulations or is not criminalized
Criminalization of same-sex sexual acts	No specific legislation
Drug use or possession for personal use is an offence	Possession of drugs for personal use is specified as a non-criminal offence
Criminalization of transgender people	Neither criminalized nor prosecuted
Laws or policies restricting the entry, stay and residence of people living with HIV	No
Parental consent for adolescents to access HIV testing	Yes, for adolescents younger than 18 years
Spousal consent for married women to access sexual and reproductive health services	No
Mandatory HIV testing for marriage, work or residence permits or for certain groups	No

STIGMA AND DISCRIMINATION

	2000	2012
Percentage of women and men aged 15–49 years who report discriminatory attitudes towards people living with HIV	87.3*	70.8

Percentage of people living with HIV denied health services because of their HIV status in the last 12 months

Percentage of people living with HIV who reported a health-care professional told others about their HIV status without their consent

VIOLENCE

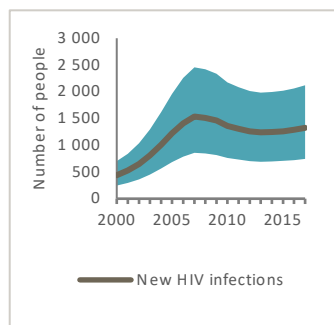
Proportion of ever-married or partnered women aged 15–49 years who experienced physical or sexual violence from a male intimate partner in the past 12 months

*Female respondents only

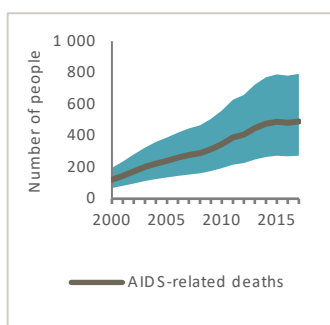
EXPENDITURES

	Financing sources					Total
	Domestic private	Domestic public	International: PEPFAR	International: Global Fund	International: all others	
Last available report: 2017	...	US\$ 3 296 185	...	US\$ 4 940 286	...	US\$ 8 479 680

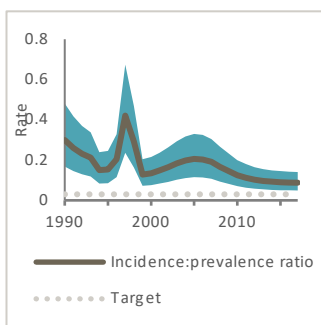
EPIDEMIC TRANSITION METRICS



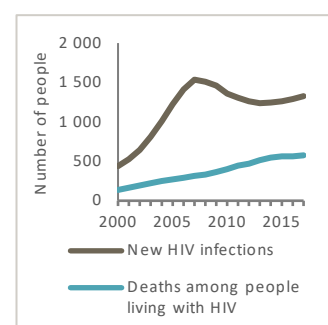
Change in new HIV infections since 2010 = **-2%**



Change in AIDS-related deaths since 2010 = **42%**



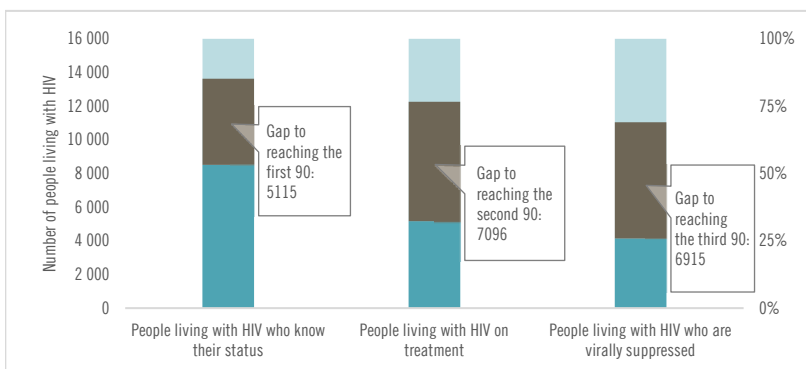
Incidence:prevalence ratio = **0.09**



KEY POPULATIONS

	Sex workers	Gay men and other men who have sex with men	People who inject drugs	Transgender people	Prisoners
Estimated size of population	21 300	17 100	36 900
HIV prevalence	3.9%	...	13.9%	...	3.8%
Know their HIV status	31.7%	44.3%	48.8%
Antiretroviral therapy coverage	55.1%	...	85.2%	...	52.6%
Condom use	88.2%	61.2%	18.1%
Coverage of HIV prevention programmes	60.7%	63.2%	39%	60.7%	...
Avoidance of health care because of stigma and discrimination

HIV TESTING AND TREATMENT CASCADE



	56% [39–78%]	34% [24–47%]	27% [19–38%]
All ages	>95%	>95%	>95%
Children (0–14)	[>95– >95%]	[>95– >95%]	[72– >95%]
Women (15+)	73% [52– >95%]	47% [33–65%]	39% [27–53%]
Men (15+)	46% [32–64%]	26% [18–36%]	20% [14–28%]

Is antiretroviral therapy provided in community settings (such as outside health facilities) for people who are stable on antiretroviral therapy? **No**

ELIMINATION OF MOTHER-TO-CHILD TRANSMISSION

	2010	2017
Percentage of pregnant women living with HIV accessing antiretroviral medicines	>95% [89– >95%]	>95% [>95– >95%]
Early infant diagnosis	>95% [>95– >95%]	>95% [>95– >95%]

HIV COMORBIDITIES

Estimated number of incident tuberculosis cases among people living with HIV (2016)	370 [310–430]
Proportion of people living with HIV newly enrolled in HIV care with active tuberculosis (2016)	13.5%
Cervical cancer screening of women living with HIV	...
Proportion of people coinfecting with HIV and hepatitis B virus receiving combined treatment	...
Proportion of people coinfecting with HIV and hepatitis C virus starting hepatitis C treatment	...

HIV PREVENTION

Knowledge of HIV prevention among young people aged 15–24 years	...
— Women	...
— Men	...
Condom use at last higher-risk sex (with a non-marital, non-cohabiting partner)	...
— Women	...
— Men	...
Women aged 15–49 years who have their demand for family planning satisfied by modern methods	...
Men aged 15–49 years who are circumcised	Not applicable
Male circumcisions performed according to national standards	Not applicable
People who received PrEP at least once during the reporting period (2017)	...

Harm reduction	
— Use of sterile injecting equipment at last injection (2017)	99.1%
— Needles and syringes distributed per person who injects (2017)	78.65
— Coverage of opioid substitution therapy (2017)	3.2%
— Naloxone available (2016)	Yes
— Safe injection rooms available (2016)	No

EPIDEMIC ESTIMATES

	2005	2010	2017
New HIV infections			
New HIV infections (all ages)	52 000 [44 000–63 000]	74 000 [63 000–91 000]	100 000 [85 000–120 000]
New HIV infections (0–14)	... [...-...]	... [...-...]	... [...-...]
New HIV infections (women, 15+)	18 000 [14 000–23 000]	26 000 [20 000–32 000]	35 000 [28 000–44 000]
New HIV infections (men, 15+)	34 000 [27 000–41 000]	48 000 [39 000–59 000]	65 000 [52 000–80 000]
HIV incidence per 1000 population	0.36 [0.3–0.43]	0.52 [0.44–0.63]	0.7 [0.59–0.86]
AIDS-related deaths			
AIDS-related deaths (all ages)	... [...-...]	... [...-...]	... [...-...]
AIDS-related deaths (0–14)	... [...-...]	... [...-...]	... [...-...]
AIDS-related deaths (women, 15+)	... [...-...]	... [...-...]	... [...-...]
AIDS-related deaths (men, 15+)	... [...-...]	... [...-...]	... [...-...]
People living with HIV			
People living with HIV (all ages)	280 000 [220 000–340 000]	540 000 [420 000–660 000]	1 000 000 [780 000–1 200 000]
People living with HIV (0–14)	... [...-...]	... [...-...]	... [...-...]
People living with HIV (women, 15+)	100 000 [78 000–120 000]	190 000 [150 000–240 000]	370 000 [290 000–450 000]
People living with HIV (men, 15+)	180 000 [140 000–220 000]	340 000 [270 000–420 000]	630 000 [490 000–780 000]

LAWS AND POLICIES

Laws criminalizing the transmission of, non-disclosure of or exposure to HIV transmission	...
Criminalization of sex work among consenting adults	...
Criminalization of same-sex sexual acts	...
Drug use or possession for personal use is an offence	...
Criminalization of transgender people	...
Laws or policies restricting the entry, stay and residence of people living with HIV	...
Parental consent for adolescents to access HIV testing	Yes, for adolescents younger than 14 years
Spousal consent for married women to access sexual and reproductive health services	No
Mandatory HIV testing for marriage, work or residence permits or for certain groups	No

STIGMA AND DISCRIMINATION

Percentage of women and men aged 15–49 years who report discriminatory attitudes towards people living with HIV

Percentage of people living with HIV denied health services because of their HIV status in the last 12 months

Percentage of people living with HIV who reported a health-care professional told others about their HIV status without their consent

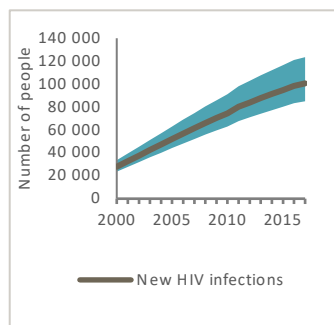
VIOLENCE

Proportion of ever-married or partnered women aged 15–49 years who experienced physical or sexual violence from a male intimate partner in the past 12 months

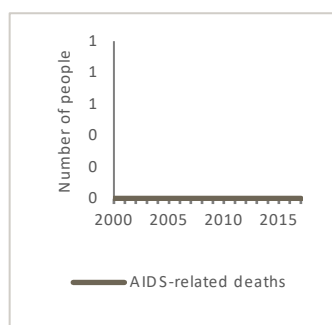
EXPENDITURES

	Financing sources					Total
	Domestic private	Domestic public	International: PEPFAR	International: Global Fund	International: all others	
Last available report: 2017	US\$ 7 966 202	US\$ 694 996 044	US\$ 703 043 888

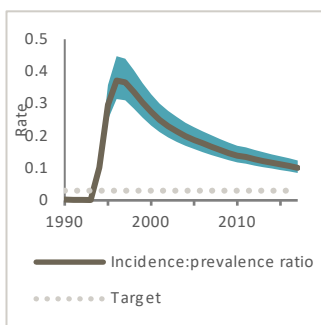
EPIDEMIC TRANSITION METRICS



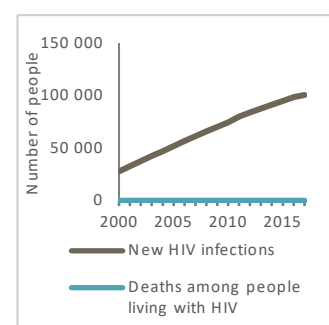
Change in new HIV infections since 2010 = 35%



Change in AIDS-related deaths since 2010 =



Incidence:prevalence ratio = 0.10



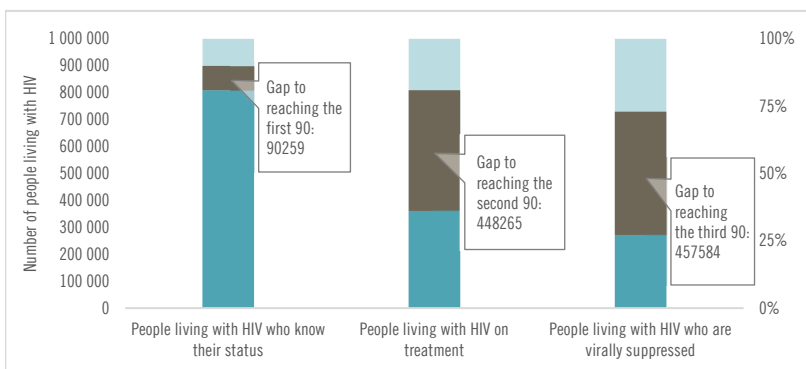
KEY POPULATIONS

	Sex workers	Gay men and other men who have sex with men	People who inject drugs	Transgender people	Prisoners
Estimated size of population
HIV prevalence	25.6%
Know their HIV status
Antiretroviral therapy coverage
Condom use
Coverage of HIV prevention programmes
Avoidance of health care because of stigma and discrimination

HIV COMORBIDITIES

Estimated number of incident tuberculosis cases among people living with HIV (2016)	18 000 [12 000–26 000]
Proportion of people living with HIV newly enrolled in HIV care with active tuberculosis (2016)	...
Cervical cancer screening of women living with HIV	...
Proportion of people coinfectd with HIV and hepatitis B virus receiving combined treatment	...
Proportion of people coinfectd with HIV and hepatitis C virus starting hepatitis C treatment	...

HIV TESTING AND TREATMENT CASCADE



All ages	81% [63–>95%]	36% [28–44%]	27% [21–33%]
Children (0–14)	...% [...–...%]	...% [...–...%]	...% [...–...%]
Women (15+)	...% [...–...%]	37% [29–46%]	...% [...–...%]
Men (15+)	...% [...–...%]	33% [26–42%]	...% [...–...%]

Is antiretroviral therapy provided in community settings (such as outside health facilities) for people who are stable on antiretroviral therapy? ...

ELIMINATION OF MOTHER-TO-CHILD TRANSMISSION

	2010	2017
Percentage of pregnant women living with HIV accessing antiretroviral medicines	...% [...–...%]	...% [...–...%]
Early infant diagnosis	...% [...–...%]	84% [65–>95%]

HIV PREVENTION

Knowledge of HIV prevention among young people aged 15–24 years	...
— Women	...
— Men	...
Condom use at last higher-risk sex (with a non-marital, non-cohabiting partner)	...
— Women	...
— Men	...
Women aged 15–49 years who have their demand for family planning satisfied by modern methods	...
Men aged 15–49 years who are circumcised	Not applicable
Male circumcisions performed according to national standards	Not applicable
People who received PrEP at least once during the reporting period (2017)	...

Harm reduction

— Use of sterile injecting equipment at last injection	...
— Needles and syringes distributed per person who injects	...
— Coverage of opioid substitution therapy	...
— Naloxone available (2016)	...
— Safe injection rooms available (2016)	...

EPIDEMIC ESTIMATES

	2005	2010	2017
New HIV infections			
New HIV infections (all ages)	1300 [1000–1600]	1400 [1000–1800]	1300 [780–2400]
New HIV infections (0–14)	<100 [<100– <100]	<100 [<100– <100]	<100 [<100– <100]
New HIV infections (women, 15+)	<500 [<500– <500]	<500 [<500– <500]	<500 [<200–540]
New HIV infections (men, 15+)	970 [760–1200]	990 [750–1300]	990 [580–1800]
HIV incidence per 1000 population	0.19 [0.15–0.23]	0.17 [0.13–0.23]	0.15 [0.09–0.26]
AIDS-related deaths			
AIDS-related deaths (all ages)	<200 [<100– <500]	<500 [<500–590]	580 [<500–800]
AIDS-related deaths (0–14)	<100 [<100– <100]	<100 [<100– <100]	<100 [<100– <100]
AIDS-related deaths (women, 15+)	<100 [<100– <100]	<100 [<100– <200]	<100 [<100– <200]
AIDS-related deaths (men, 15+)	<200 [<100– <200]	<500 [<500– <500]	<500 [<500–670]
People living with HIV			
People living with HIV (all ages)	5700 [4400–7000]	11 000 [8600–13 000]	15 000 [11 000–21 000]
People living with HIV (0–14)	<100 [<100– <200]	<200 [<200– <500]	<500 [<500– <500]
People living with HIV (women, 15+)	1300 [1000–1600]	2500 [2000–3100]	3800 [2900–5100]
People living with HIV (men, 15+)	4300 [3300–5300]	7900 [6300–9500]	11 000 [7800–15 000]

LAWS AND POLICIES

Laws criminalizing the transmission of, non-disclosure of or exposure to HIV transmission	No, but prosecutions exist based on general criminal laws
Criminalization of sex work among consenting adults	Selling sexual services is criminalized
Criminalization of same-sex sexual acts	...
Drug use or possession for personal use is an offence	Possession of drugs for personal use is specified as a non-criminal offence
Criminalization of transgender people	Neither criminalized nor prosecuted
Laws or policies restricting the entry, stay and residence of people living with HIV	No
Parental consent for adolescents to access HIV testing	Yes, for adolescents younger than 18 years
Spousal consent for married women to access sexual and reproductive health services	No
Mandatory HIV testing for marriage, work or residence permits or for certain groups	Yes

STIGMA AND DISCRIMINATION

Percentage of women and men aged 15–49 years who report discriminatory attitudes towards people living with HIV

Percentage of people living with HIV denied health services because of their HIV status in the last 12 months **2015**
21.1

Percentage of people living with HIV who reported a health-care professional told others about their HIV status without their consent **2015**
20.1

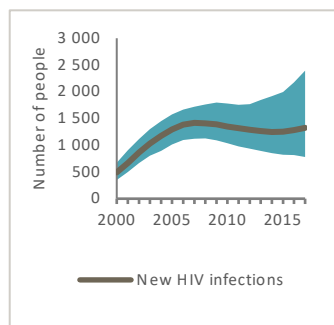
VIOLENCE

Proportion of ever-married or partnered women aged 15–49 years who experienced physical or sexual violence from a male intimate partner in the past 12 months **2012**
15.2

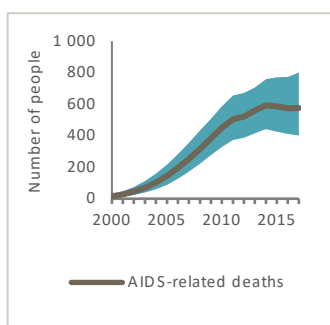
EXPENDITURES

	Financing sources					Total
	Domestic private	Domestic public	International: PEPFAR	International: Global Fund	International: all others	
Last available report: 2017	...	US\$ 944 288	US\$ 1 810 563	US\$ 8 792 075	...	US\$ 11 756 424

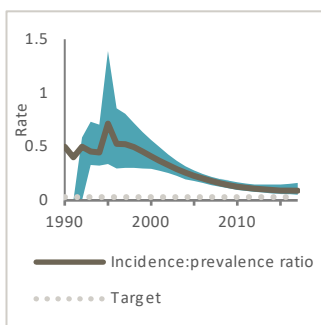
EPIDEMIC TRANSITION METRICS



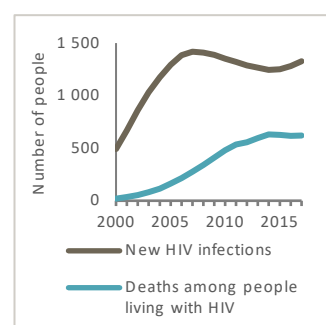
Change in new HIV infections since 2010 = **-2%**



Change in AIDS-related deaths since 2010 = **28%**



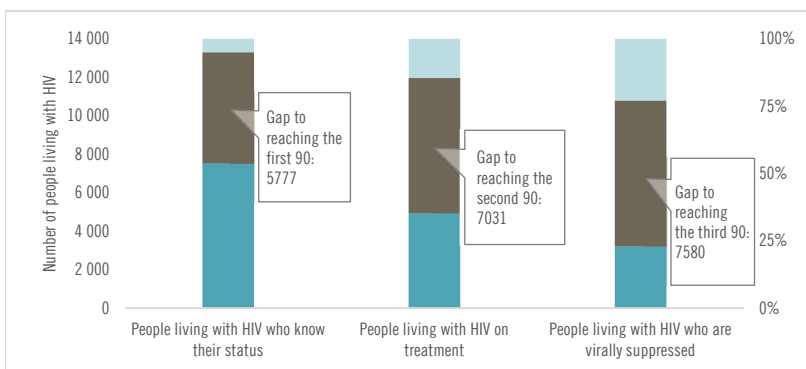
Incidence:prevalence ratio = **0.09**



KEY POPULATIONS

	Sex workers	Gay men and other men who have sex with men	People who inject drugs	Transgender people	Prisoners
Estimated size of population	14 100	13 400	23 100	...	9 750
HIV prevalence	3.5%	2.3%	13.5%
Know their HIV status
Antiretroviral therapy coverage	65.4%	78.1%	43.2%	...	87.8%
Condom use	71.4%	78.5%	49.9%
Coverage of HIV prevention programmes
Avoidance of health care because of stigma and discrimination

HIV TESTING AND TREATMENT CASCADE



All ages	51% [38–71%]	33% [25–47%]	22% [16–30%]
Children (0–14)	>95% [>95– >95%]	>95% [>95– >95%]	>95% [>95– >95%]
Women (15+)	67% [51–91%]	51% [39–70%]	35% [27–47%]
Men (15+)	40% [29–57%]	22% [16–31%]	14% [10–20%]

Is antiretroviral therapy provided in community settings (such as outside health facilities) for people who are stable on antiretroviral therapy? **No**

ELIMINATION OF MOTHER-TO-CHILD TRANSMISSION

	2010	2017
Percentage of pregnant women living with HIV accessing antiretroviral medicines	13% [10–17%]	62% [50–78%]
Early infant diagnosis	4% [3–5%]	43% [34–54%]

HIV COMORBIDITIES

Estimated number of incident tuberculosis cases among people living with HIV (2016)	250 [160–350]
Proportion of people living with HIV newly enrolled in HIV care with active tuberculosis (2016)	4.5%
Women who tested positive for HIV among those screened for cervical cancer (programme data) (2017)	40.9%
Proportion of people coinfecting with HIV and hepatitis B virus receiving combined treatment	...
Proportion of people coinfecting with HIV and hepatitis C virus starting hepatitis C treatment	...

HIV PREVENTION

Knowledge of HIV prevention among young people aged 15–24 years (2017)	
— Women	13.8%
— Men	...
Condom use at last higher-risk sex (with a non-marital, non-cohabiting partner)	
— Women	...
— Men	...
Women aged 15–49 years who have their demand for family planning satisfied by modern methods (2012)	51%
Men aged 15–49 years who are circumcised	Not applicable
Male circumcisions performed according to national standards	Not applicable
People who received PrEP at least once during the reporting period (2017)	...

Harm reduction

— Use of sterile injecting equipment at last injection (2014)	88.9%
— Needles and syringes distributed per person who injects (2017)	273.45
— Coverage of opioid substitution therapy (2017)	2.8%
— Naloxone available (2016)	Yes
— Safe injection rooms available (2016)	No

EPIDEMIC ESTIMATES

	2005	2010	2017
New HIV infections			
New HIV infections (all ages)	<100 [<100– <100]	<100 [<100– <100]	<100 [<100– <100]
New HIV infections (0–14)	... [...–...]	... [...–...]	... [...–...]
New HIV infections (women, 15+)	<100 [<100– <100]	<100 [<100– <100]	<100 [<100– <100]
New HIV infections (men, 15+)	<100 [<100– <100]	<100 [<100– <100]	<100 [<100– <100]
HIV incidence per 1000 population	<0.01 [<0.01– <0.01]	0.01 [0.01–0.01]	0.02 [0.02–0.03]
AIDS-related deaths			
AIDS-related deaths (all ages)	<100 [<100– <100]	<100 [<100– <100]	<100 [<100– <100]
AIDS-related deaths (0–14)	... [...–...]	... [...–...]	... [...–...]
AIDS-related deaths (women, 15+)	<100 [<100– <100]	<100 [<100– <100]	<100 [<100– <100]
AIDS-related deaths (men, 15+)	<100 [<100– <100]	<100 [<100– <100]	<100 [<100– <100]
People living with HIV			
People living with HIV (all ages)	<200 [<100– <200]	<200 [<200– <500]	<500 [<500– <500]
People living with HIV (0–14)	... [...–...]	... [...–...]	... [...–...]
People living with HIV (women, 15+)	<100 [<100– <100]	<100 [<100– <100]	<100 [<100– <100]
People living with HIV (men, 15+)	<100 [<100– <100]	<200 [<200– <200]	<500 [<500– <500]

LAWS AND POLICIES

Laws criminalizing the transmission of, non-disclosure of or exposure to HIV transmission	...
Criminalization of sex work among consenting adults	...
Criminalization of same-sex sexual acts	...
Drug use or possession for personal use is an offence	...
Criminalization of transgender people	...
Laws or policies restricting the entry, stay and residence of people living with HIV	...
Parental consent for adolescents to access HIV testing	...
Spousal consent for married women to access sexual and reproductive health services	...
Mandatory HIV testing for marriage, work or residence permits or for certain groups	...

STIGMA AND DISCRIMINATION

Percentage of women and men aged 15–49 years who report discriminatory attitudes towards people living with HIV

Percentage of people living with HIV denied health services because of their HIV status in the last 12 months

Percentage of people living with HIV who reported a health-care professional told others about their HIV status without their consent

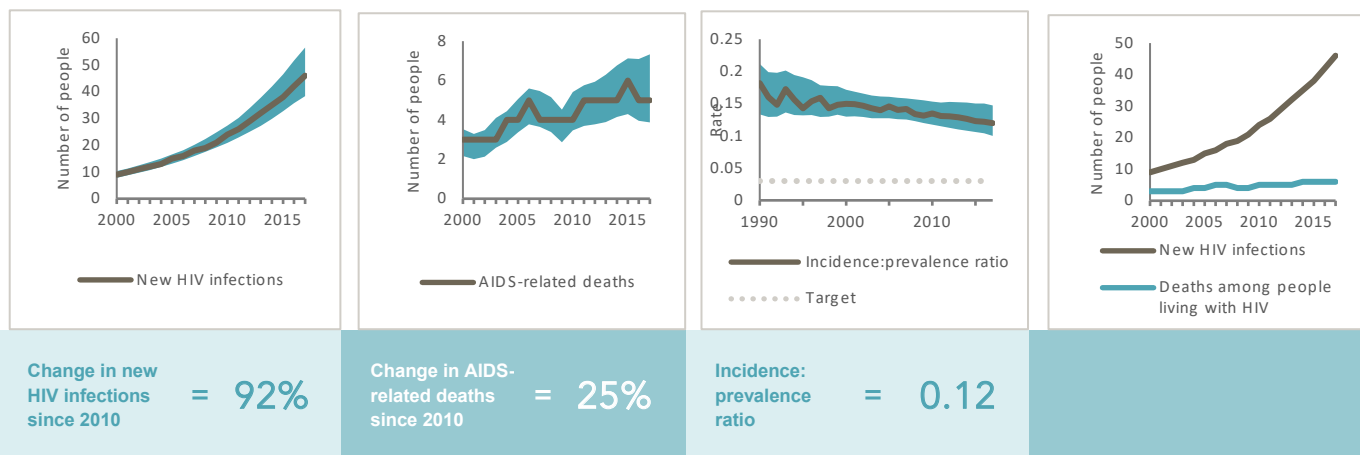
VIOLENCE

Proportion of ever-married or partnered women aged 15–49 years who experienced physical or sexual violence from a male intimate partner in the past 12 months

EXPENDITURES

	Financing sources					Total
	Domestic private	Domestic public	International: PEPFAR	International: Global Fund	International: all others	
Last available report: 2010	US\$ 41 378	US\$ 2 366 290	...	US\$ 1 723 215	US\$ 171 120	US\$ 4 764 351

EPIDEMIC TRANSITION METRICS



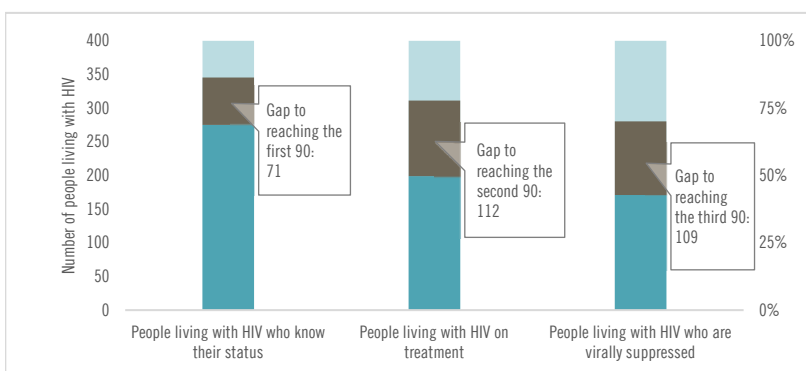
KEY POPULATIONS

	Sex workers	Gay men and other men who have sex with men	People who inject drugs	Transgender people	Prisoners
Estimated size of population	...	24 342	2 200
HIV prevalence	0%	5.35%	0%
Know their HIV status	...	31.3%	37.4%
Antiretroviral therapy coverage
Condom use	93.3%	51.3%	39.8%
Coverage of HIV prevention programmes	67.7%
Avoidance of health care because of stigma and discrimination

HIV COMORBIDITIES

Estimated number of incident tuberculosis cases among people living with HIV (2016)	0 [0-0]
Proportion of people living with HIV newly enrolled in HIV care with active tuberculosis (2016)	...
Cervical cancer screening of women living with HIV	...
Proportion of people coinfecting with HIV and hepatitis B virus receiving combined treatment (2017)	100%
Proportion of people coinfecting with HIV and hepatitis C virus starting hepatitis C treatment	...

HIV TESTING AND TREATMENT CASCADE



Is antiretroviral therapy provided in community settings (such as outside health facilities) for people who are stable on antiretroviral therapy?	...
--	-----

ELIMINATION OF MOTHER-TO-CHILD TRANSMISSION

	2010	2017
Percentage of pregnant women living with HIV accessing antiretroviral medicines	...% [...-...%]	...% [...-...%]
Early infant diagnosis	...% [...-...%]	...% [...-...%]

HIV PREVENTION

Knowledge of HIV prevention among young people aged 15-24 years	...
— Women	...
— Men	...
Condom use at last higher-risk sex (with a non-marital, non-cohabiting partner)	...
— Women	...
— Men	...
Women aged 15-49 years who have their demand for family planning satisfied by modern methods	...
Men aged 15-49 years who are circumcised	Not applicable
Male circumcisions performed according to national standards	Not applicable
People who received PrEP at least once during the reporting period (2017)	...
Harm reduction	...
— Use of sterile injecting equipment at last injection (2017)	94.6%
— Needles and syringes distributed per person who injects (2017)	62.37
— Coverage of opioid substitution therapy (2017)	17%
— Naloxone available (2016)	...
— Safe injection rooms available (2016)	...

EPIDEMIC ESTIMATES

	2005	2010	2017
New HIV infections			
New HIV infections (all ages)	21 000 [18 000–25 000]	15 000 [13 000–18 000]	13 000 [10 000–15 000]
New HIV infections (0–14)	710 [600–830]	<500 [<500–540]	<500 [<500–610]
New HIV infections (women, 15+)	8600 [7300–10 000]	6400 [5300–7600]	5100 [4100–6100]
New HIV infections (men, 15+)	12 000 [10 000–14 000]	8400 [6800–9900]	7200 [5700–8800]
HIV incidence per 1000 population	0.46 [0.38–0.54]	0.33 [0.27–0.39]	0.29 [0.23–0.34]
AIDS-related deaths			
AIDS-related deaths (all ages)	13 000 [11 000–16 000]	15 000 [13 000–18 000]	9000 [6500–11 000]
AIDS-related deaths (0–14)	<500 [<500– <500]	<200 [<200– <200]	<500 [<200– <500]
AIDS-related deaths (women, 15+)	4200 [3300–5300]	5400 [4500–6500]	3600 [2600–4500]
AIDS-related deaths (men, 15+)	8700 [7200–10 000]	9500 [8300–11 000]	5200 [3800–6400]
People living with HIV			
People living with HIV (all ages)	260 000 [250 000–270 000]	250 000 [240 000–260 000]	240 000 [230 000–260 000]
People living with HIV (0–14)	2700 [2500–3000]	4000 [3600–4400]	5000 [4500–5900]
People living with HIV (women, 15+)	95 000 [90 000–100 000]	100 000 [98 000–110 000]	110 000 [100 000–120 000]
People living with HIV (men, 15+)	160 000 [150 000–170 000]	140 000 [130 000–150 000]	130 000 [120 000–140 000]

LAWS AND POLICIES

Laws criminalizing the transmission of, non-disclosure of or exposure to HIV transmission	Yes
Criminalization of sex work among consenting adults	Other punitive regulation of sex work
Criminalization of same-sex sexual acts	Laws penalizing same-sex sexual acts have been decriminalized or never existed
Drug use or possession for personal use is an offence	...
Criminalization of transgender people	Neither criminalized nor prosecuted
Laws or policies restricting the entry, stay and residence of people living with HIV	No
Parental consent for adolescents to access HIV testing	Yes, for adolescents younger than 14 years
Spousal consent for married women to access sexual and reproductive health services	No
Mandatory HIV testing for marriage, work or residence permits or for certain groups	No

STIGMA AND DISCRIMINATION

	2005	2012
Percentage of women and men aged 15–49 years who report discriminatory attitudes towards people living with HIV	76.4*	65.1
Percentage of people living with HIV denied health services because of their HIV status in the last 12 months		2013 11
Percentage of people living with HIV who reported a health-care professional told others about their HIV status without their consent		2013 23

VIOLENCE

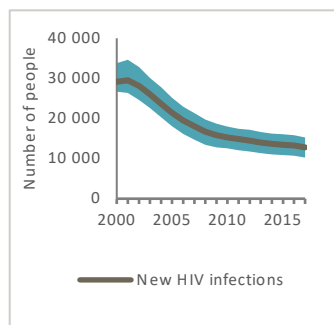
Proportion of ever-married or partnered women aged 15–49 years who experienced physical or sexual violence from a male intimate partner in the past 12 months

*Female respondents only

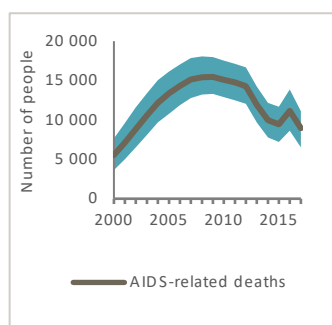
EXPENDITURES

	Financing sources					Total
	Domestic private	Domestic public	International: PEPFAR	International: Global Fund	International: all others	
Last available report: 2016	US\$ 21 940 630	US\$ 111 840 232

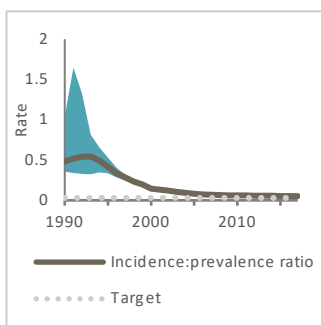
EPIDEMIC TRANSITION METRICS



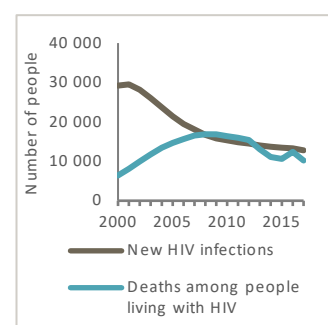
Change in new HIV infections since 2010 = **-16%**



Change in AIDS-related deaths since 2010 = **-41%**



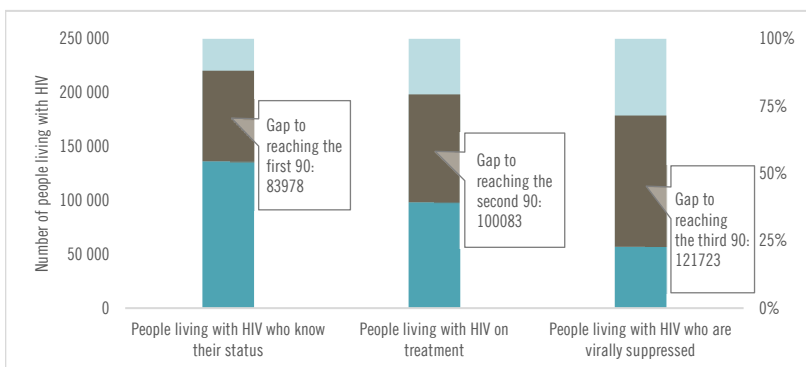
Incidence:prevalence ratio = **0.05**



KEY POPULATIONS

	Sex workers	Gay men and other men who have sex with men	People who inject drugs	Transgender people	Prisoners
Estimated size of population	80 100	181 500	346 900
HIV prevalence	5.2%	7.5%	22.6%	...	3.3%
Know their HIV status	58.2%	39.2%	43.1%
Antiretroviral therapy coverage	29%	46.3%	37.9%	...	62%
Condom use	93.9%	77.7%	43.9%
Coverage of HIV prevention programmes
Avoidance of health care because of stigma and discrimination

HIV TESTING AND TREATMENT CASCADE



All ages	56% [53–59%]	40% [38–43%]	23% [22–25%]
Children (0–14)	50% [45–59%]	54% [47–62%]	...% [...–...%]
Women (15+)	57% [54–60%]	42% [40–44%]	...% [...–...%]
Men (15+)	55% [51–58%]	38% [36–41%]	...% [...–...%]

Is antiretroviral therapy provided in community settings (such as outside health facilities) for people who are stable on antiretroviral therapy? **No**

ELIMINATION OF MOTHER-TO-CHILD TRANSMISSION

	2010	2017
Percentage of pregnant women living with HIV accessing antiretroviral medicines	>95% [>95–>95%]	81% [70–92%]
Early infant diagnosis	>95% [86–>95%]	48% [42–55%]

HIV COMORBIDITIES

Estimated number of incident tuberculosis cases among people living with HIV (2016)	8100 [5200–12 000]
Proportion of people living with HIV newly enrolled in HIV care with active tuberculosis (2016)	...
Cervical cancer screening of women living with HIV	...
Proportion of people coinfecting with HIV and hepatitis B virus receiving combined treatment (2017)	71.5%
Proportion of people coinfecting with HIV and hepatitis C virus starting hepatitis C treatment (2017)	8.9%

HIV PREVENTION

Knowledge of HIV prevention among young people aged 15–24 years (2014)	
— Women	21%
— Men	25%
Condom use at last higher-risk sex (with a non-marital, non-cohabiting partner) (2017)	
— Women	...
— Men	82.9%
Women aged 15–49 years who have their demand for family planning satisfied by modern methods	...
Men aged 15–49 years who are circumcised	Not applicable
Male circumcisions performed according to national standards	Not applicable
People who received PrEP at least once during the reporting period (2017)	4

Harm reduction

— Use of sterile injecting equipment at last injection (2017)	96.6%
— Needles and syringes distributed per person who injects (2017)	83.81
— Coverage of opioid substitution therapy (2017)	3.5%
— Naloxone available (2016)	No
— Safe injection rooms available (2016)	No

EPIDEMIC ESTIMATES

	2005	2010	2017
New HIV infections			
New HIV infections (all ages)	3200 [2600–4100]	3600 [2900–4600]	6400 [5100–8200]
New HIV infections (0–14)	... [...–...]	... [...–...]	... [...–...]
New HIV infections (women, 15+)	930 [750–1200]	1100 [860–1400]	1900 [1500–2400]
New HIV infections (men, 15+)	2100 [1700–2700]	2500 [1900–3200]	4400 [3500–5700]
HIV incidence per 1000 population	0.13 [0.1–0.16]	0.13 [0.11–0.17]	0.21 [0.17–0.27]
AIDS-related deaths			
AIDS-related deaths (all ages)	1500 [930–2100]	1800 [1400–2400]	1900 [1400–2600]
AIDS-related deaths (0–14)	... [...–...]	... [...–...]	... [...–...]
AIDS-related deaths (women, 15+)	<500 [<500–600]	570 [<500–730]	<500 [<500–530]
AIDS-related deaths (men, 15+)	960 [610–1400]	1200 [940–1600]	1500 [1200–2100]
People living with HIV			
People living with HIV (all ages)	28 000 [22 000–37 000]	33 000 [27 000–41 000]	52 000 [42 000–62 000]
People living with HIV (0–14)	... [...–...]	... [...–...]	... [...–...]
People living with HIV (women, 15+)	8600 [6800–12 000]	10 000 [8300–13 000]	17 000 [14 000–20 000]
People living with HIV (men, 15+)	19 000 [15 000–25 000]	22 000 [18 000–28 000]	34 000 [28 000–42 000]

LAWS AND POLICIES

Laws criminalizing the transmission of, non-disclosure of or exposure to HIV transmission	...
Criminalization of sex work among consenting adults	Other punitive regulation of sex work
Criminalization of same-sex sexual acts	Yes, imprisonment (up to 14 years)
Drug use or possession for personal use is an offence	...
Criminalization of transgender people	Neither criminalized nor prosecuted
Laws or policies restricting the entry, stay and residence of people living with HIV	No
Parental consent for adolescents to access HIV testing	Yes, for adolescents younger than 16 years
Spousal consent for married women to access sexual and reproductive health services	No
Mandatory HIV testing for marriage, work or residence permits or for certain groups	Yes

STIGMA AND DISCRIMINATION

Percentage of women and men aged 15–49 years who report discriminatory attitudes towards people living with HIV

Percentage of people living with HIV denied health services because of their HIV status in the last 12 months

Percentage of people living with HIV who reported a health-care professional told others about their HIV status without their consent

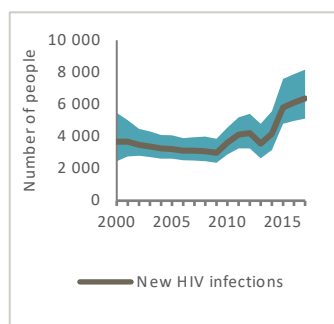
VIOLENCE

Proportion of ever-married or partnered women aged 15–49 years who experienced physical or sexual violence from a male intimate partner in the past 12 months

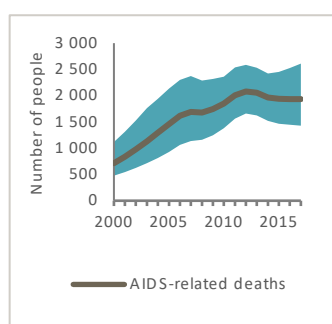
EXPENDITURES

	Financing sources					Total
	Domestic private	Domestic public	International: PEPFAR	International: Global Fund	International: all others	
Last available report: 2014	...	US\$ 11 631 595	...	US\$ 7 130 099	US\$ 351 422	US\$ 19 113 116

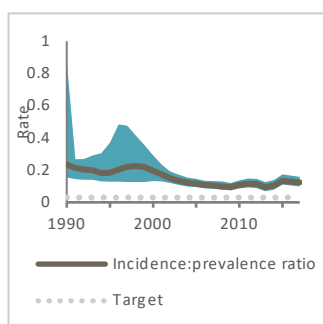
EPIDEMIC TRANSITION METRICS



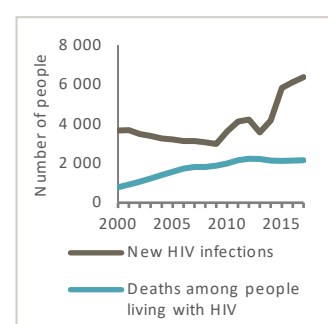
Change in new HIV infections since 2010 = 77%



Change in AIDS-related deaths since 2010 = 5%



Incidence:prevalence ratio = 0.12



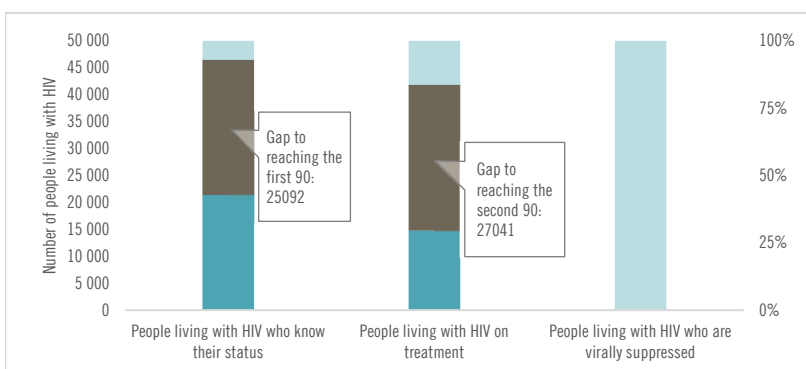
KEY POPULATIONS

	Sex workers	Gay men and other men who have sex with men	People who inject drugs	Transgender people	Prisoners
Estimated size of population
HIV prevalence	2.9%	3.3%	5.6%
Know their HIV status
Antiretroviral therapy coverage
Condom use	51.7%	94.6%	45.1%
Coverage of HIV prevention programmes
Avoidance of health care because of stigma and discrimination

HIV COMORBIDITIES

Estimated number of incident tuberculosis cases among people living with HIV (2016)	1200 [800–1700]
Proportion of people living with HIV newly enrolled in HIV care with active tuberculosis (2016)	14.6%
Cervical cancer screening of women living with HIV	...
Proportion of people coinfecting with HIV and hepatitis B virus receiving combined treatment	...
Proportion of people coinfecting with HIV and hepatitis C virus starting hepatitis C treatment	...

HIV TESTING AND TREATMENT CASCADE



All ages	41% [34–50%]	29% [23–35%]	...% [...–...%]
Children (0–14)	...% [...–...%]	...% [...–...%]	...% [...–...%]
Women (15+)	...% [...–...%]	48% [40–57%]	...% [...–...%]
Men (15+)	...% [...–...%]	19% [16–23%]	...% [...–...%]

Is antiretroviral therapy provided in community settings (such as outside health facilities) for people who are stable on antiretroviral therapy?	No
---	----

ELIMINATION OF MOTHER-TO-CHILD TRANSMISSION

	2010	2017
Percentage of pregnant women living with HIV accessing antiretroviral medicines	88% [62– >95%]	62% [50–76%]
Early infant diagnosis	12% [9–16%]	56% [45–70%]

HIV PREVENTION

Knowledge of HIV prevention among young people aged 15–24 years	...
— Women	...
— Men	...
Condom use at last higher-risk sex (with a non-marital, non-cohabiting partner)	...
— Women	...
— Men	...
Women aged 15–49 years who have their demand for family planning satisfied by modern methods	...
Men aged 15–49 years who are circumcised	Not applicable
Male circumcisions performed according to national standards	Not applicable
People who received PrEP at least once during the reporting period (2017)	...

Harm reduction

— Use of sterile injecting equipment at last injection (2015)	85.1%
— Needles and syringes distributed per person who injects (2017)	119.23
— Coverage of opioid substitution therapy	...
— Naloxone available (2016)	...
— Safe injection rooms available (2016)	No

Western and central Europe and North America

AT A GLANCE

1

High coverage of HIV services for much of the last two decades has resulted in steady progress towards ending the AIDS epidemic in the region.

2

Two thirds of the estimated 350 000 people globally who have ever started pre-exposure prophylaxis (PrEP) are in the United States of America.

3

More than three quarters (76%) of people living with HIV in the region are accessing antiretroviral therapy.

4

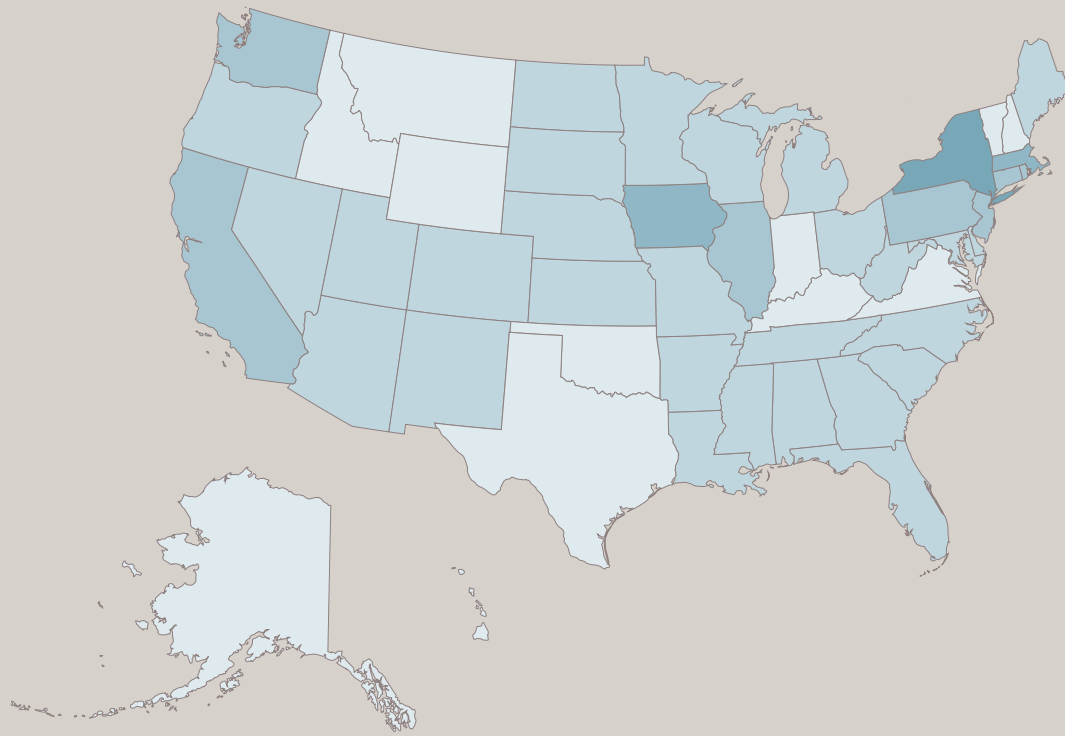
Late diagnosis of HIV remains a challenge in western and central Europe. Nearly half (48%) of newly diagnosed individuals in the European Union and European Economic Area in 2016 had CD4 cell counts below 350 cells per mm³.

The state of the HIV epidemic in the high-income region of western and central Europe and North America shows what is possible when sufficient resources and strong health systems implement combination HIV prevention strategies, including antiretroviral therapy, condom promotion, harm reduction and PrEP. For example, comprehensive harm reduction and the decriminalization of drug use have contributed to low rates of HIV infection among people who inject drugs in Czechia and Portugal. PrEP is being aggressively rolled out in the United States and some countries in western Europe, and data from some cities show that it is contributing to declines in new diagnoses of HIV infection among gay men and other men who have sex with men.

In the United States in 2017, the percentage of people in need who were receiving PrEP appeared highest in New York (24%), Massachusetts (17%) and Iowa (16%); access was lowest in New Hampshire (0%), Vermont (0%) and Wyoming (1%).

PrEP is increasingly available in western Europe. In 2017 and early 2018, Belgium, Norway and Scotland joined France in providing PrEP through a national subsidized programme. National-level access was also provided through demonstration projects in England, Luxembourg, Netherlands and Wales.

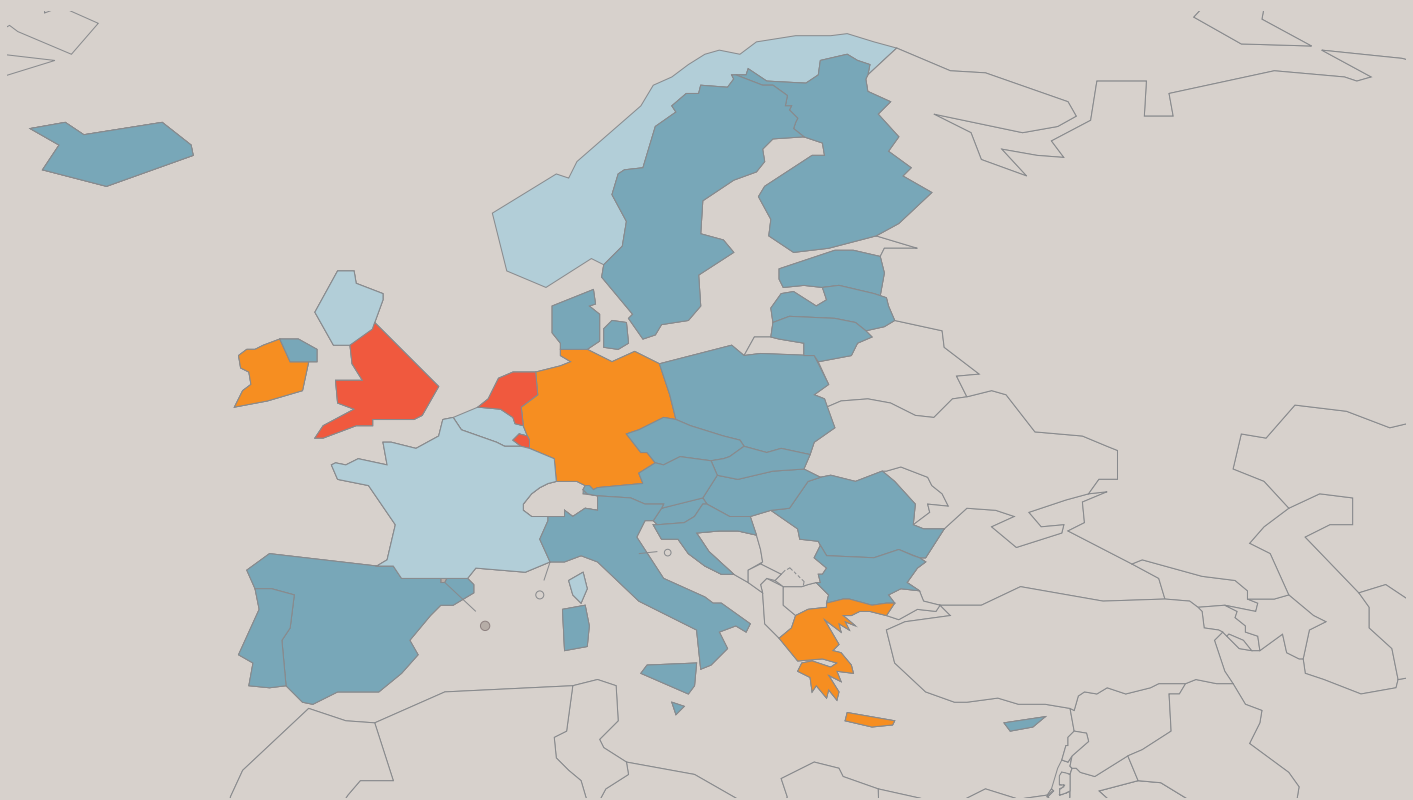
Uptake of pre-exposure prophylaxis, 2017, as a proportion of estimated 2015 need, United States of America



0-5% 6-10% 11-15% 16-20% 21-25% Data not available

Source: Smith DK, et al, Estimates of adults with indications for HIV pre-exposure prophylaxis by jurisdiction, transmission risk group, and race/ethnicity, United States, 2015, *Annals of Epidemiology* (2018), <https://doi.org/10.1016/j.jannepidem.2018.05.003>.

PrEP availability, countries covered by the European Medicines Agency, 2018



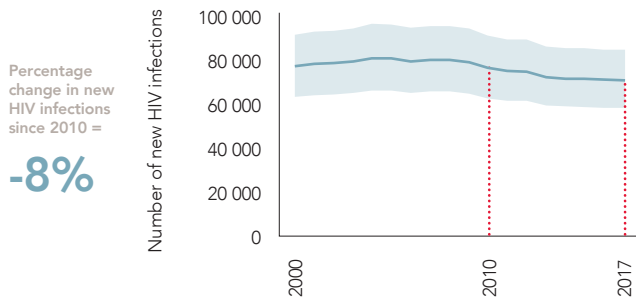
Limited national availability Generic PrEP available through certain pharmacies National level demonstration research National subsidized programme No data

Note: The European Medicines Agency has approved the use of tenofovir in combination with emtricitabine as PrEP in all countries in its mandate. (http://www.ema.europa.eu/ema/index.jsp?curl=pages/medicines/human/medicines/000594/human_med_001113.jsp&mid=WC0b01ac058001d124). Switzerland is not covered by the European Medicines Agency. There are several examples of localized PrEP initiatives that are not captured on this map.

Source: UNAIDS review based on communications with public health authorities and project managers, 2018.

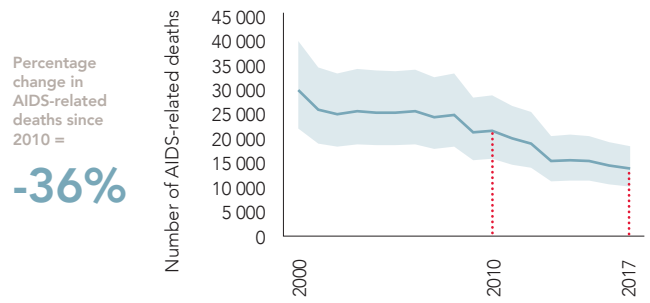
EPIDEMIC TRANSITION MEASURES

Number of new HIV infections, western and central Europe and North America, 2000–2017



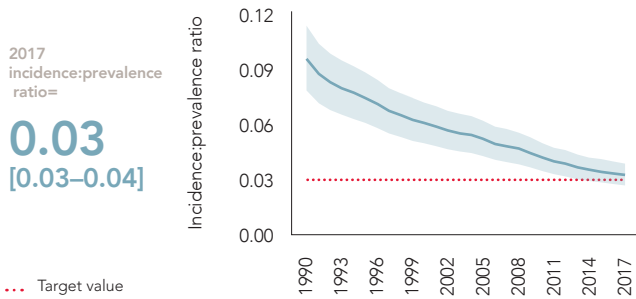
Source: UNAIDS 2018 estimates.

Number of AIDS-related deaths, western and central Europe and North America, 2000–2017



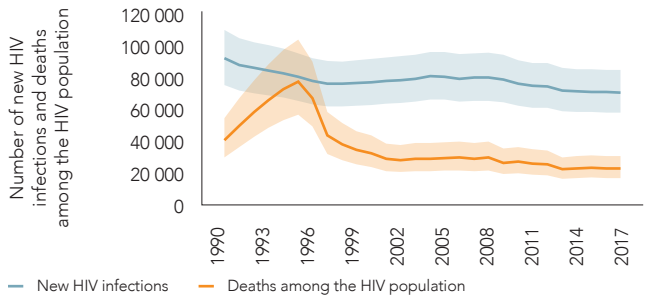
Source: UNAIDS 2018 estimates.

Incidence:prevalence ratio, western and central Europe and North America, 1990–2017



Source: UNAIDS 2018 estimates.

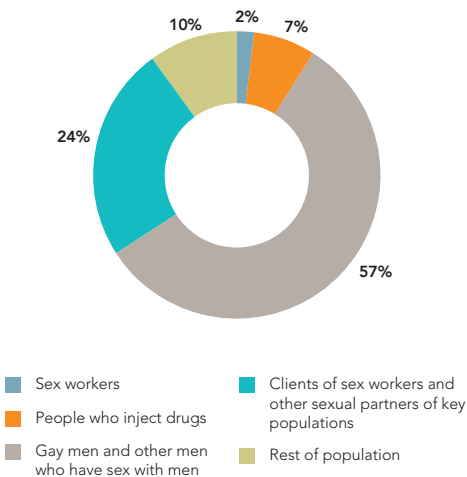
Number of new HIV infections and deaths among the HIV population, western and central Europe and North America, 1990–2017



Source: UNAIDS 2018 estimates.

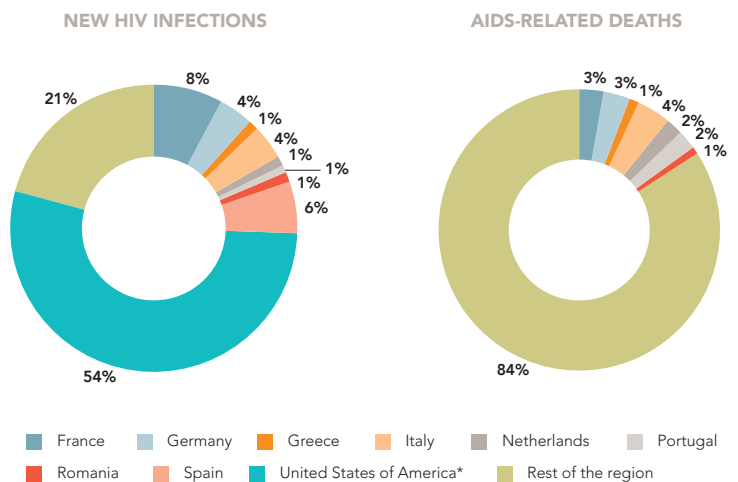
High coverage of HIV services for much of the last two decades has resulted in steady progress towards ending the AIDS epidemic in the region, hitting the epidemic transition benchmark of 0.03 [0.03–0.04] in 2017. Already low rates of HIV incidence and AIDS-related mortality have declined even further since 2010: in 2017, they reached about 70 000 [57 000–84 000] and 13 000 [10 000–18 000], respectively.

Distribution of new HIV infections, by population group, western and central Europe and North America, 2017



Source: UNAIDS special analysis, 2018.

Distribution of new HIV infections and AIDS-related deaths by country, western and central Europe and North America, 2017

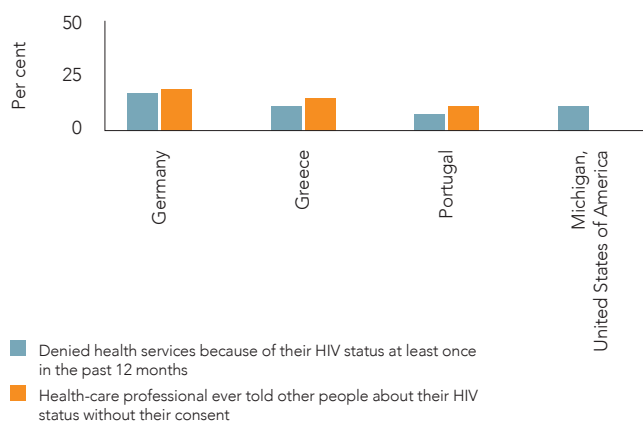


* Estimates of new HIV infections for the United States of America are as of 2015. Estimates for AIDS-related deaths for the United States were not available at the time of publication, but are included in the overall regional estimates for 2017.

Source: UNAIDS 2018 estimates.

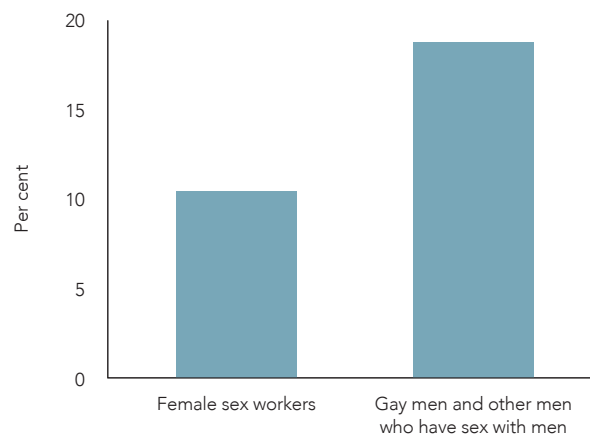
STIGMA AND DISCRIMINATION

Percentage of people living with HIV who experienced discrimination in health-care settings, countries with available data, western and central Europe and North America, 2013–2017



Source: People Living with HIV Stigma Index surveys, 2013–2017.

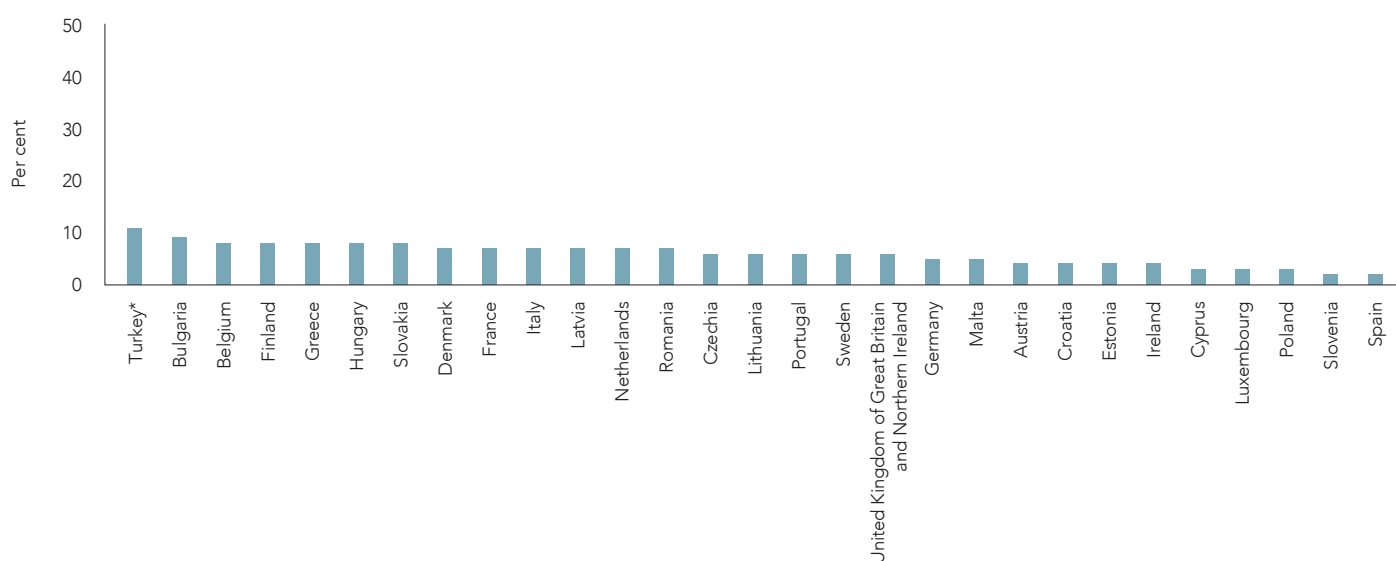
Percentage of key populations who reported having avoided health-care services in the past 12 months due to stigma and discrimination, Serbia, 2013



Source: Integrated biological and behavioural surveys, 2013.

Stigma and discrimination within health-care settings—particularly with respect to sex workers, gay men and other men who have sex with men, and people who inject drugs—persists across western and central Europe, and it plays a role in preventing these key populations from accessing HIV prevention, testing and treatment services (1). Data from Stigma Index surveys conducted in Germany, Greece, Portugal and the state of Michigan in the United States show that more than one in 10 people living with HIV have experienced at least one form of stigma and discrimination at the hands of health-care professionals. A biological and behavioural survey in Serbia suggests that nearly one in five gay men and other men who have sex with men in the country avoided health-care services due to stigma and discrimination.

Percentage of ever-married or partnered women aged 18–49 years who experienced physical and/or sexual violence by an intimate partner in the past 12 months, countries with available data, western and central Europe and North America, 2012–2014

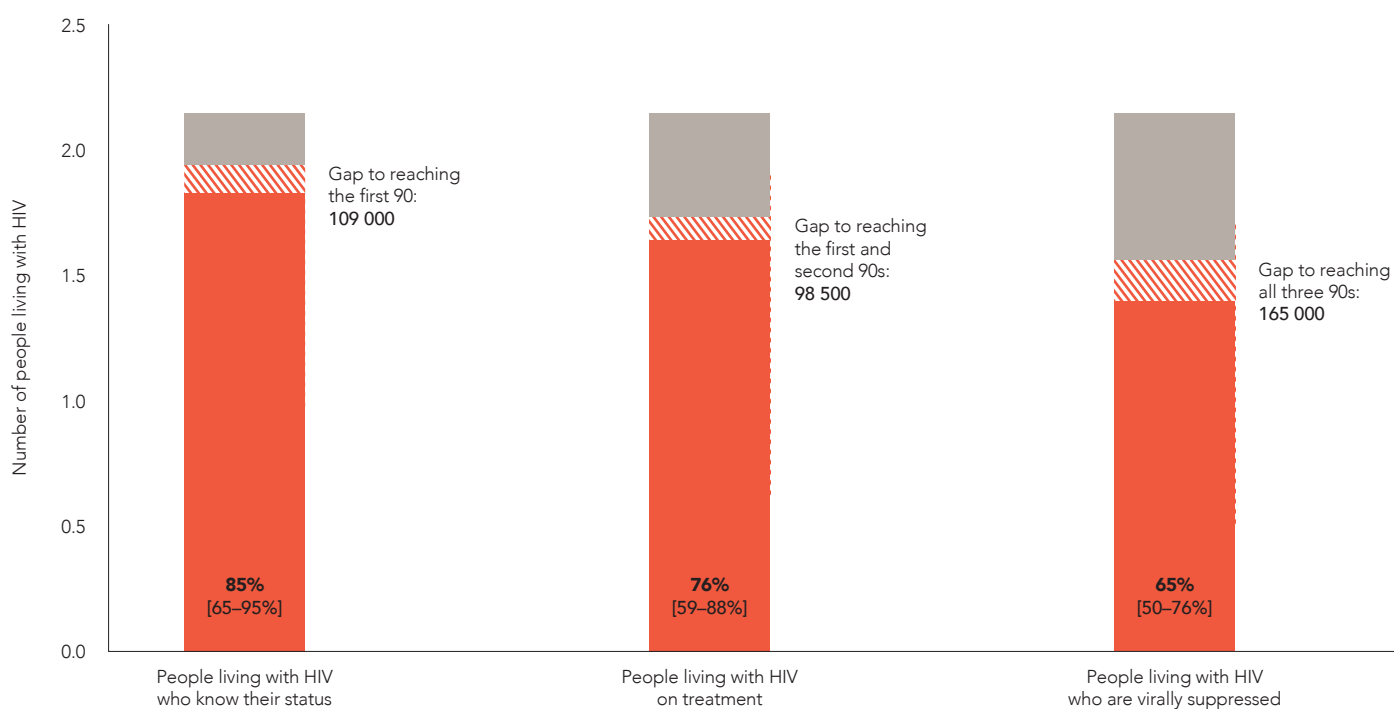


*Women aged 15–59 years.

Source: United Nations Statistics Division, SDG Indicators Global Database. Accessed 29 June 2018 (<https://unstats.un.org/sdgs/indicators/database/>).

HIV TESTING AND TREATMENT

HIV testing and treatment cascade, western and central Europe and North America, 2016



Source: UNAIDS special analysis, 2018; see annex on methods for more details.

Among 2.1 million [1.9–2.4 million] people living with HIV in the region at the end of 2016, 85% [65–>95%] were aware of their HIV status, similar to the estimated percentage who knew their status in 2015. The gap to achieving the first 90 of the 90–90–90 targets in 2016 was 1 109 000 people living with HIV.

About 1.6 million [1.4–1.7 million] people in the region were accessing antiretroviral therapy in 2016, or 76% [59–88%] of all people living with HIV. The gap to achieving the first and second 90s of the 90–90–90 targets in 2016 was 98 500 people living with HIV.

The estimated percentage of people living with HIV who achieved viral suppression increased from 63% [49–73%] in 2015 to 65% [50–76%] in 2016. The gap to achieving all three 90s in 2016 was the viral suppression of an additional 165 000 people living with HIV.

In the European Union and European Economic Area, there were 29 444 HIV diagnoses reported by 31 countries in 2016. Of these, 40% were reported to be due to same-sex sexual relations between men, 32% were due to heterosexual sexual intercourse and 4% were due to injecting drug use. A further 23% were the result of unknown reasons (4). Late diagnosis remains a challenge. Nearly half (48%) of newly diagnosed individuals had CD4 cell counts below 350 cells per mm³ (4).

In the United States, the percentage of people interviewed through National HIV Behavioral Surveillance System (NHBS) who reported taking an HIV test in the 12 months preceding the interview increased over time among gay men and other men who have sex with men (from 63% in 2008 to 71% in 2014), people who inject drugs (from 50% in 2009 to 58% in 2015) and heterosexual people at increased risk for infection (from 34% in 2010 to 41% in 2016) (5).

Two thirds of the estimated 350 000 people who have ever started PrEP globally are in the United States (60). In the second quarter of 2017, 61 298 people in the United States had active PrEP prescriptions (2). PrEP was added to San Francisco's city programmes, which also include HIV testing, rapid linkages to antiretroviral therapy and boosted support for retention in care. A 43% decrease in new HIV diagnoses in the city (from 392 in 2013 to 223 in 2016) is being attributed both to quicker achievement of viral suppression among people who test HIV-positive and to increased uptake of PrEP (3).

While still not implemented widely in Europe, the use of formal and informal PrEP may also have played a role in the decline of HIV diagnoses observed in at least some of these settings (1, 4).

Intimate partner violence remains a serious issue in many countries in western and central Europe. Among surveyed ever-married or partnered women (aged 18–49 years), the percentage who said they experienced physical and/or sexual violence by an intimate partner within the past 12 months was 11% in Turkey, 9% in Bulgaria and 8% in Belgium, Finland, Greece, Hungary and Slovakia.

References

1. Evidence brief: impact of stigma and discrimination on access to HIV services in Europe. Monitoring implementation of the Dublin Declaration on partnership to fight HIV/AIDS in Europe and Central Asia. Stockholm: European Centre for Disease Prevention and Control; 2017.
2. Siegler AJ, Mouhanna F, Giler RM, McCallister S, Yeung H, Jones J et al. Distribution of active PrEP prescriptions and the PrEP-to-need ration, US, Q2 2017. Abstract 1022LB. Conference on Retroviruses and Opportunistic Infections (CROI), Boston (MA), March 4–7 2018.
3. Buchbinder SP, Cohen SE, Hecht J, Ksu L, Kohn RP, Raymond HF et al. Getting to zero new HIV diagnoses in San Francisco: what will it take? Abstract 87. Conference on Retroviruses and Opportunistic Infections (CROI), Boston (MA), 4–7 March 2018.
4. European Centre for Disease Prevention and Control/WHO Regional Office for Europe. HIV/AIDS surveillance in Europe 2017—2016 data. Stockholm: European Centre for Disease Prevention and Control; 2017.
5. Dailey AF, Hoots BE, Hall HI, Song R, Hayes D, Fulton P Jr. et al. Vital signs: human immunodeficiency virus testing and diagnosis delays—United States. *MMWR Morb Mortal Wkly Rep.* 2017;66:1300–6.

EPIDEMIC ESTIMATES

	2005	2010	2017
New HIV infections			
New HIV infections (all ages)	<500 [<500– <500]	<500 [<500– <500]	<200 [<200– <500]
New HIV infections (0–14)	... [...–...]	... [...–...]	... [...–...]
New HIV infections (women, 15+)	<100 [<100– <100]	<100 [<100– <100]	<100 [<100– <100]
New HIV infections (men, 15+)	<500 [<200– <500]	<500 [<200– <500]	<200 [<200– <200]
HIV incidence per 1000 population	0.04 [0.03–0.04]	0.04 [0.03–0.04]	0.02 [0.02–0.03]
AIDS-related deaths			
AIDS-related deaths (all ages)	<100 [<100– <100]	<100 [<100– <100]	<100 [<100– <100]
AIDS-related deaths (0–14)	... [...–...]	... [...–...]	... [...–...]
AIDS-related deaths (women, 15+)	<100 [<100– <100]	<100 [<100– <100]	<100 [<100– <100]
AIDS-related deaths (men, 15+)	<100 [<100– <100]	<100 [<100– <100]	<100 [<100– <100]
People living with HIV			
People living with HIV (all ages)	4600 [4000–5200]	5900 [5200–6600]	7400 [6600–8200]
People living with HIV (0–14)	... [...–...]	... [...–...]	... [...–...]
People living with HIV (women, 15+)	980 [860–1100]	1300 [1100–1500]	1700 [1500–1900]
People living with HIV (men, 15+)	3600 [3000–4200]	4600 [4000–5200]	5700 [5000–6500]

LAWS AND POLICIES

Laws criminalizing the transmission of, non-disclosure of or exposure to HIV transmission	...
Criminalization of sex work among consenting adults	...
Criminalization of same-sex sexual acts	...
Drug use or possession for personal use is an offence	...
Criminalization of transgender people	...
Laws or policies restricting the entry, stay and residence of people living with HIV	...
Parental consent for adolescents to access HIV testing	...
Spousal consent for married women to access sexual and reproductive health services	...
Mandatory HIV testing for marriage, work or residence permits or for certain groups	...

STIGMA AND DISCRIMINATION

Percentage of women and men aged 15–49 years who report discriminatory attitudes towards people living with HIV

Percentage of people living with HIV denied health services because of their HIV status in the last 12 months

Percentage of people living with HIV who reported a health-care professional told others about their HIV status without their consent

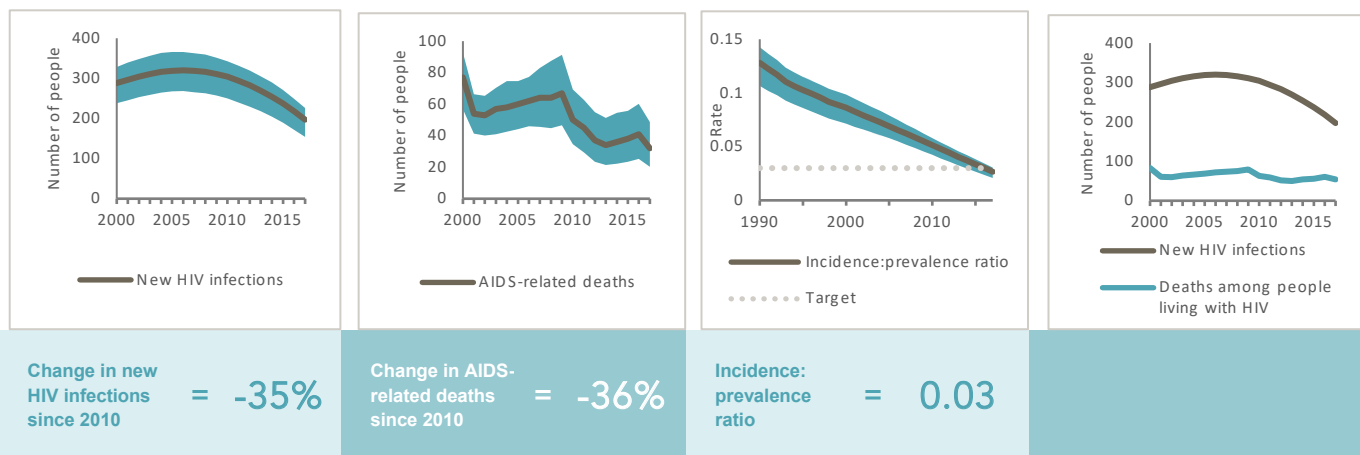
VIOLENCE

Proportion of ever-married or partnered women aged 15–49 years who experienced physical or sexual violence from a male intimate partner in the past 12 months

EXPENDITURES

	Financing sources					Total
	Domestic private	Domestic public	International: PEPFAR	International: Global Fund	International: all others	
Last available report:

EPIDEMIC TRANSITION METRICS



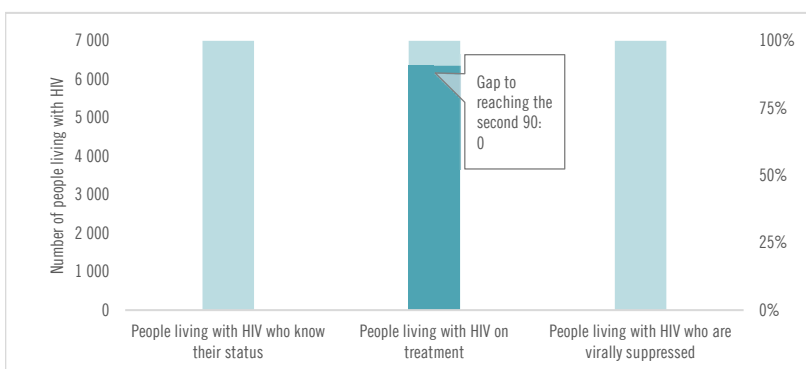
KEY POPULATIONS

	Sex workers	Gay men and other men who have sex with men	People who inject drugs	Transgender people	Prisoners
Estimated size of population	...	200 000	14 500
HIV prevalence	...	2.5%	2%
Know their HIV status	41%
Antiretroviral therapy coverage	...	74.5%	83.1%
Condom use
Coverage of HIV prevention programmes
Avoidance of health care because of stigma and discrimination

HIV COMORBIDITIES

Estimated number of incident tuberculosis cases among people living with HIV (2016)	38 [21–59]
Proportion of people living with HIV newly enrolled in HIV care with active tuberculosis (2016)	...
Cervical cancer screening of women living with HIV	...
Proportion of people coinfectd with HIV and hepatitis B virus receiving combined treatment	...
Proportion of people coinfectd with HIV and hepatitis C virus starting hepatitis C treatment	...

HIV TESTING AND TREATMENT CASCADE



All ages	...% [...-...%]	86% [76- >95%]	...% [...-...%]
Children (0–14)	...% [...-...%]	...% [...-...%]	...% [...-...%]
Women (15+)	...% [...-...%]	94% [84- >95%]	...% [...-...%]
Men (15+)	...% [...-...%]	84% [73-95%]	...% [...-...%]

Is antiretroviral therapy provided in community settings (such as outside health facilities) for people who are stable on antiretroviral therapy?	...
--	-----

ELIMINATION OF MOTHER-TO-CHILD TRANSMISSION

	2010	2017
Percentage of pregnant women living with HIV accessing antiretroviral medicines	...% [...-...%]	...% [...-...%]
Early infant diagnosis	...% [...-...%]	...% [...-...%]

HIV PREVENTION

Knowledge of HIV prevention among young people aged 15–24 years	
— Women	...
— Men	...
Condom use at last higher-risk sex (with a non-marital, non-cohabiting partner)	
— Women	...
— Men	...
Women aged 15–49 years who have their demand for family planning satisfied by modern methods	...
Men aged 15–49 years who are circumcised	Not applicable
Male circumcisions performed according to national standards	Not applicable
People who received PrEP at least once during the reporting period (2017)	116
Harm reduction	
— Use of sterile injecting equipment at last injection	...
— Needles and syringes distributed per person who injects (2016)	464.0
— Coverage of opioid substitution therapy (2016)	57%
— Naloxone available (2016)	...
— Safe injection rooms available (2016)	...

EPIDEMIC ESTIMATES

	2005	2010	2017
New HIV infections			
New HIV infections (all ages)	<200 [<200– <200]	<500 [<500– <500]	<500 [<200– <500]
New HIV infections (0–14)	... [...–...]	... [...–...]	... [...–...]
New HIV infections (women, 15+)	<100 [<100– <100]	<100 [<100– <100]	<100 [<100– <100]
New HIV infections (men, 15+)	<200 [<100– <200]	<200 [<200– <200]	<200 [<200– <200]
HIV incidence per 1000 population	0.02 [0.02–0.02]	0.03 [0.03–0.03]	0.03 [0.03–0.03]
AIDS-related deaths			
AIDS-related deaths (all ages)	<100 [<100– <100]	<100 [<100– <100]	<100 [<100– <100]
AIDS-related deaths (0–14)	... [...–...]	... [...–...]	... [...–...]
AIDS-related deaths (women, 15+)	<100 [<100– <100]	<100 [<100– <100]	<100 [<100– <100]
AIDS-related deaths (men, 15+)	<100 [<100– <100]	<100 [<100– <100]	<100 [<100– <100]
People living with HIV			
People living with HIV (all ages)	780 [740–830]	1600 [1500–1700]	2800 [2600–3000]
People living with HIV (0–14)	... [...–...]	... [...–...]	... [...–...]
People living with HIV (women, 15+)	<200 [<200– <200]	<500 [<500– <500]	610 [570–660]
People living with HIV (men, 15+)	610 [580–660]	1300 [1200–1400]	2200 [2000–2400]

LAWS AND POLICIES

Laws criminalizing the transmission of, non-disclosure of or exposure to HIV transmission	...
Criminalization of sex work among consenting adults	...
Criminalization of same-sex sexual acts	...
Drug use or possession for personal use is an offence	...
Criminalization of transgender people	...
Laws or policies restricting the entry, stay and residence of people living with HIV	...
Parental consent for adolescents to access HIV testing	...
Spousal consent for married women to access sexual and reproductive health services	...
Mandatory HIV testing for marriage, work or residence permits or for certain groups	...

STIGMA AND DISCRIMINATION

Percentage of women and men aged 15–49 years who report discriminatory attitudes towards people living with HIV	...
Percentage of people living with HIV denied health services because of their HIV status in the last 12 months	...
Percentage of people living with HIV who reported a health-care professional told others about their HIV status without their consent	...

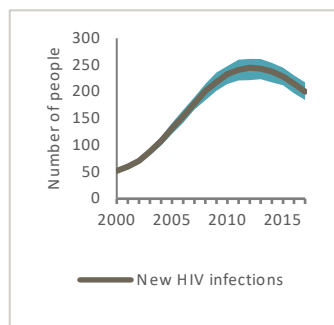
VIOLENCE

Proportion of ever-married or partnered women aged 15–49 years who experienced physical or sexual violence from a male intimate partner in the past 12 months	...
---	-----

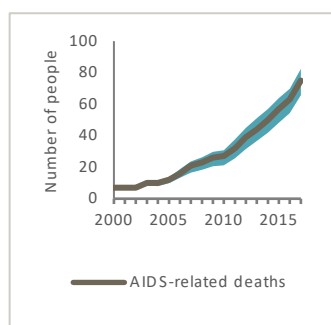
EXPENDITURES

	Financing sources					Total
	Domestic private	Domestic public	International: PEPFAR	International: Global Fund	International: all others	
Last available report: 2015	...	US\$ 9 865 382	...	US\$ 3 060 150	...	US\$ 12 925 532

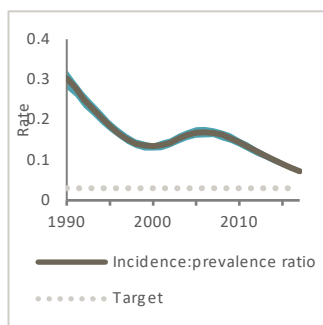
EPIDEMIC TRANSITION METRICS



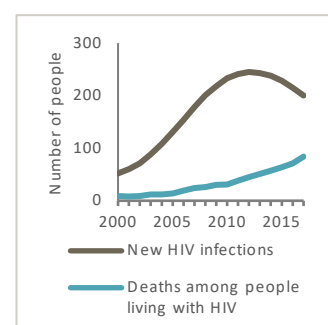
Change in new HIV infections since 2010 = **-14%**



Change in AIDS-related deaths since 2010 = **178%**



Incidence:prevalence ratio = **0.07**



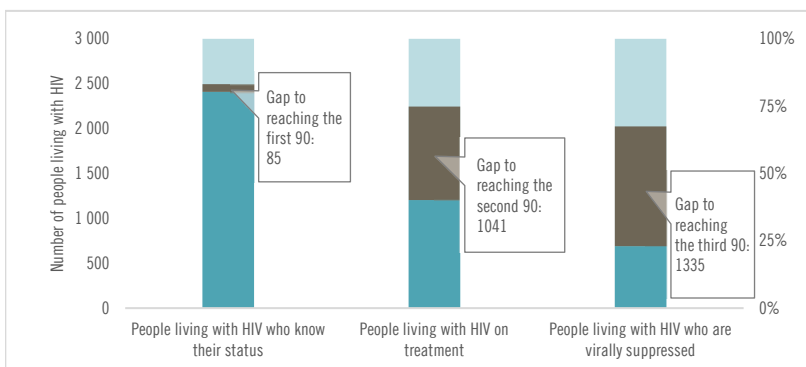
KEY POPULATIONS

	Sex workers	Gay men and other men who have sex with men	People who inject drugs	Transgender people	Prisoners
Estimated size of population	13 500	57 826	10 000	8 540	7 302
HIV prevalence	0.3%	3.9%	10.6%	...	1.7%
Know their HIV status	99.6%	98.5%	100%
Antiretroviral therapy coverage	0.2%
Condom use	92%	80.5%	34.3%
Coverage of HIV prevention programmes
Avoidance of health care because of stigma and discrimination

HIV COMORBIDITIES

Estimated number of incident tuberculosis cases among people living with HIV (2016)	2 [1-3]
Proportion of people living with HIV newly enrolled in HIV care with active tuberculosis (2016)	...
Cervical cancer screening of women living with HIV	...
Proportion of people coinfectd with HIV and hepatitis B virus receiving combined treatment	...
Proportion of people coinfectd with HIV and hepatitis C virus starting hepatitis C treatment	...

HIV TESTING AND TREATMENT CASCADE



All ages	87% [81- >95%]	43% [41-48%]	25% [23-27%]
Children (0-14)	...% [...-...%]	...% [...-...%]	...% [...-...%]
Women (15+)	...% [...-...%]	38% [36-42%]	...% [...-...%]
Men (15+)	...% [...-...%]	45% [41-49%]	...% [...-...%]

Is antiretroviral therapy provided in community settings (such as outside health facilities) for people who are stable on antiretroviral therapy?	...
---	-----

ELIMINATION OF MOTHER-TO-CHILD TRANSMISSION

	2010	2017
Percentage of pregnant women living with HIV accessing antiretroviral medicines	...% [...-...%]	...% [...-...%]
Early infant diagnosis	...% [...-...%]	...% [...-...%]

HIV PREVENTION

Knowledge of HIV prevention among young people aged 15-24 years (2016)	
— Women	19.9%
— Men	17.6%
Condom use at last higher-risk sex (with a non-marital, non-cohabiting partner)	
— Women	...
— Men	...
Women aged 15-49 years who have their demand for family planning satisfied by modern methods	...
Men aged 15-49 years who are circumcised	Not applicable
Male circumcisions performed according to national standards	Not applicable
People who received PrEP at least once during the reporting period (2017)	...
Harm reduction	
— Use of sterile injecting equipment at last injection (2016)	72.9%
— Needles and syringes distributed per person who injects (2017)	52.0
— Coverage of opioid substitution therapy (2016)	18.5%
— Naloxone available (2016)	...
— Safe injection rooms available (2016)	...

EPIDEMIC ESTIMATES

	2005	2010	2017
New HIV infections			
New HIV infections (all ages)	<100 [<100– <100]	<100 [<100– <100]	<100 [<100– <100]
New HIV infections (0–14)	... [...–...]	... [...–...]	... [...–...]
New HIV infections (women, 15+)	<100 [<100– <100]	<100 [<100– <100]	<100 [<100– <100]
New HIV infections (men, 15+)	<100 [<100– <100]	<100 [<100– <100]	<100 [<100– <100]
HIV incidence per 1000 population	0.03 [0.03–0.04]	0.04 [0.04–0.05]	0.06 [0.05–0.06]
AIDS-related deaths			
AIDS-related deaths (all ages)	<100 [<100– <100]	<100 [<100– <100]	<100 [<100– <100]
AIDS-related deaths (0–14)	... [...–...]	... [...–...]	... [...–...]
AIDS-related deaths (women, 15+)	<100 [<100– <100]	<100 [<100– <100]	<100 [<100– <100]
AIDS-related deaths (men, 15+)	<100 [<100– <100]	<100 [<100– <100]	<100 [<100– <100]
People living with HIV			
People living with HIV (all ages)	<500 [<500– <500]	580 [530–620]	890 [820–970]
People living with HIV (0–14)	... [...–...]	... [...–...]	... [...–...]
People living with HIV (women, 15+)	<100 [<100– <100]	<200 [<100– <200]	<200 [<200– <200]
People living with HIV (men, 15+)	<500 [<500– <500]	<500 [<500–500]	720 [660–780]

LAWS AND POLICIES

Laws criminalizing the transmission of, non-disclosure of or exposure to HIV transmission	...
Criminalization of sex work among consenting adults	...
Criminalization of same-sex sexual acts	...
Drug use or possession for personal use is an offence	...
Criminalization of transgender people	...
Laws or policies restricting the entry, stay and residence of people living with HIV	...
Parental consent for adolescents to access HIV testing	...
Spousal consent for married women to access sexual and reproductive health services	...
Mandatory HIV testing for marriage, work or residence permits or for certain groups	...

STIGMA AND DISCRIMINATION

Percentage of women and men aged 15–49 years who report discriminatory attitudes towards people living with HIV

Percentage of people living with HIV denied health services because of their HIV status in the last 12 months

Percentage of people living with HIV who reported a health-care professional told others about their HIV status without their consent

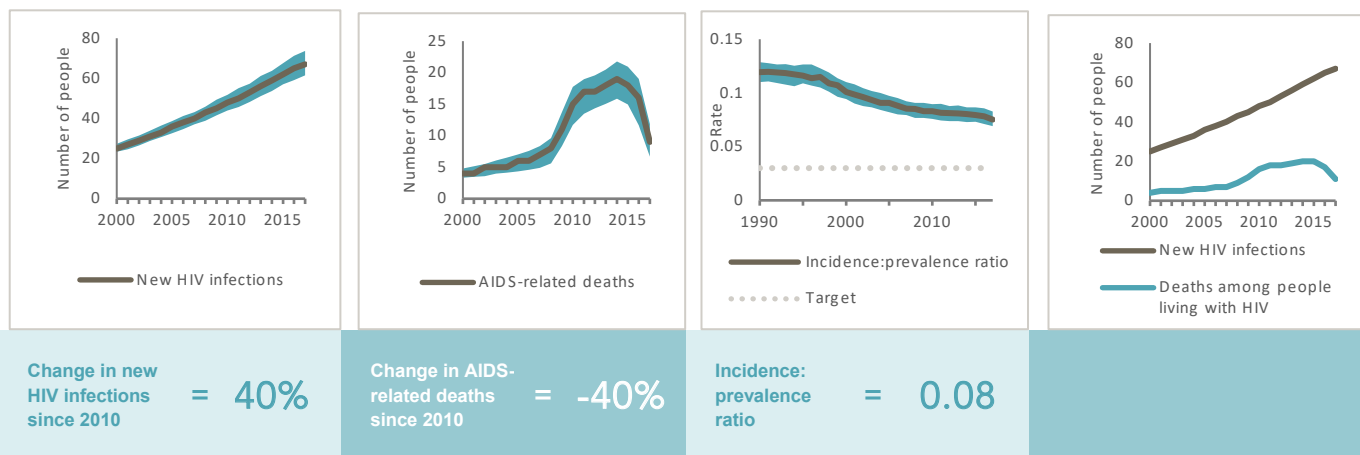
VIOLENCE

Proportion of ever-married or partnered women aged 15–49 years who experienced physical or sexual violence from a male intimate partner in the past 12 months

EXPENDITURES

	Financing sources					Total
	Domestic private	Domestic public	International: PEPFAR	International: Global Fund	International: all others	
Last available report:

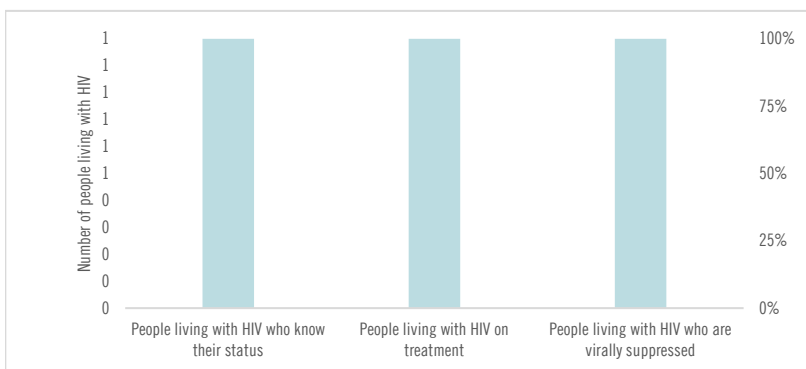
EPIDEMIC TRANSITION METRICS



KEY POPULATIONS

	Sex workers	Gay men and other men who have sex with men	People who inject drugs	Transgender people	Prisoners
Estimated size of population	477
HIV prevalence	0.35%
Know their HIV status	24%
Antiretroviral therapy coverage
Condom use
Coverage of HIV prevention programmes
Avoidance of health care because of stigma and discrimination

HIV TESTING AND TREATMENT CASCADE



	...	65%	...
All ages	[...-...%]	[60-71%]	[...-...%]
Children (0-14)	[...-...%]	[...-...%]	[...-...%]
Women (15+)	[...-...%]	[60-71%]	[...-...%]
Men (15+)	[...-...%]	[60-70%]	[...-...%]

Is antiretroviral therapy provided in community settings (such as outside health facilities) for people who are stable on antiretroviral therapy?	...
---	-----

ELIMINATION OF MOTHER-TO-CHILD TRANSMISSION

	2010	2017
Percentage of pregnant women living with HIV accessing antiretroviral medicines	...% [...-...%]	...% [...-...%]
Early infant diagnosis	...% [...-...%]	...% [...-...%]

HIV COMORBIDITIES

Estimated number of incident tuberculosis cases among people living with HIV (2016)	2 [1-4]
Proportion of people living with HIV newly enrolled in HIV care with active tuberculosis (2016)	...
Cervical cancer screening of women living with HIV	...
Proportion of people coinfectd with HIV and hepatitis B virus receiving combined treatment	...
Proportion of people coinfectd with HIV and hepatitis C virus starting hepatitis C treatment	...

HIV PREVENTION

Knowledge of HIV prevention among young people aged 15-24 years	
— Women	...
— Men	...
Condom use at last higher-risk sex (with a non-marital, non-cohabiting partner)	
— Women	...
— Men	...
Women aged 15-49 years who have their demand for family planning satisfied by modern methods	...
Men aged 15-49 years who are circumcised	Not applicable
Male circumcisions performed according to national standards	Not applicable
People who received PrEP at least once during the reporting period (2017)	...

Harm reduction	
— Use of sterile injecting equipment at last injection	...
— Needles and syringes distributed per person who injects (2017)	22.0
— Coverage of opioid substitution therapy (2016)	57.5%
— Naloxone available (2016)	...
— Safe injection rooms available (2016)	...

EPIDEMIC ESTIMATES

	2005	2010	2017
New HIV infections			
New HIV infections (all ages)	<100 [<100– <200]	<200 [<200– <200]	<500 [<500– <500]
New HIV infections (0–14)	... [...–...]	... [...–...]	... [...–...]
New HIV infections (women, 15+)	<100 [<100– <100]	<100 [<100– <100]	<100 [<100– <100]
New HIV infections (men, 15+)	<100 [<100– <100]	<200 [<200– <200]	<500 [<500– <500]
HIV incidence per 1000 population	<0.01 [<0.01 – 0.01]	0.01 [0.01 – 0.02]	0.03 [0.02 – 0.03]
AIDS-related deaths			
AIDS-related deaths (all ages)	<100 [<100– <100]	<100 [<100– <100]	<100 [<100– <100]
AIDS-related deaths (0–14)	... [...–...]	... [...–...]	... [...–...]
AIDS-related deaths (women, 15+)	<100 [<100– <100]	<100 [<100– <100]	<100 [<100– <100]
AIDS-related deaths (men, 15+)	<100 [<100– <100]	<100 [<100– <100]	<100 [<100– <100]
People living with HIV			
People living with HIV (all ages)	800 [680–900]	1400 [1200–1600]	2900 [2500–3300]
People living with HIV (0–14)	... [...–...]	... [...–...]	... [...–...]
People living with HIV (women, 15+)	<200 [<200– <200]	<200 [<200– <500]	<500 [<500– <500]
People living with HIV (men, 15+)	680 [560–780]	1200 [1000–1400]	2600 [2100–3000]

LAWS AND POLICIES

Laws criminalizing the transmission of, non-disclosure of or exposure to HIV transmission	Yes
Criminalization of sex work among consenting adults	...
Criminalization of same-sex sexual acts	No specific legislation
Drug use or possession for personal use is an offence	...
Criminalization of transgender people	Neither criminalized nor prosecuted
Laws or policies restricting the entry, stay and residence of people living with HIV	No
Parental consent for adolescents to access HIV testing	...
Spousal consent for married women to access sexual and reproductive health services	No
Mandatory HIV testing for marriage, work or residence permits or for certain groups	Yes

STIGMA AND DISCRIMINATION

Percentage of women and men aged 15–49 years who report discriminatory attitudes towards people living with HIV

Percentage of people living with HIV denied health services because of their HIV status in the last 12 months

Percentage of people living with HIV who reported a health-care professional told others about their HIV status without their consent

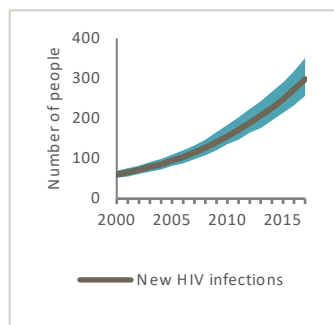
VIOLENCE

Proportion of ever-married or partnered women aged 15–49 years who experienced physical or sexual violence from a male intimate partner in the past 12 months

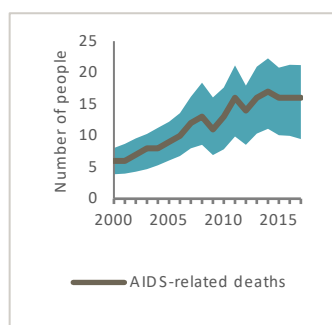
EXPENDITURES

	Financing sources					Total
	Domestic private	Domestic public	International: PEPFAR	International: Global Fund	International: all others	
Last available report: 2009	US\$ 836 737	US\$ 66 970 753	US\$ 2 340 368	US\$ 70 147 859

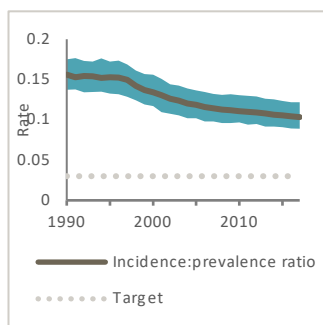
EPIDEMIC TRANSITION METRICS



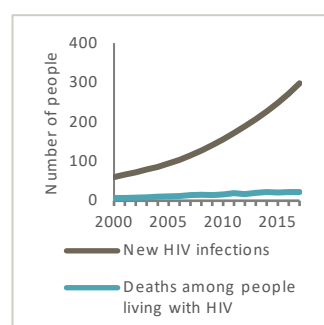
Change in new HIV infections since 2010 = 91%



Change in AIDS-related deaths since 2010 = 23%



Incidence:prevalence ratio = 0.10



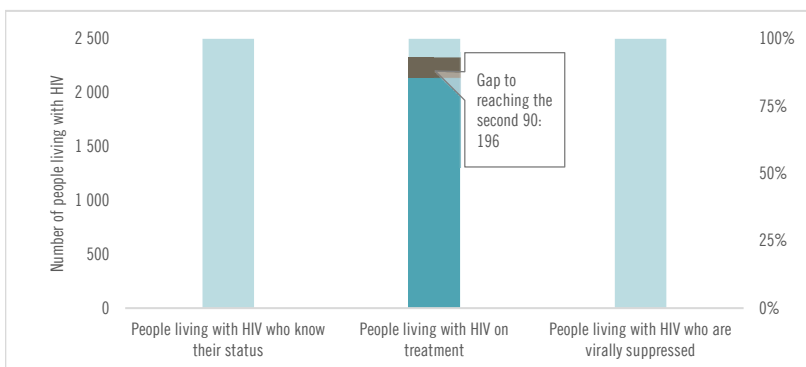
KEY POPULATIONS

	Sex workers	Gay men and other men who have sex with men	People who inject drugs	Transgender people	Prisoners
Estimated size of population	13 000	...	42 800	...	22 481
HIV prevalence	0.2%	...	0.2%
Know their HIV status	55.1%
Antiretroviral therapy coverage	...	62.4%
Condom use	86%	40.6%
Coverage of HIV prevention programmes
Avoidance of health care because of stigma and discrimination

HIV COMORBIDITIES

Estimated number of incident tuberculosis cases among people living with HIV (2016)	9 [5–15]
Proportion of people living with HIV newly enrolled in HIV care with active tuberculosis (2016)	2%
Cervical cancer screening of women living with HIV	...
Proportion of people coinfectd with HIV and hepatitis B virus receiving combined treatment	...
Proportion of people coinfectd with HIV and hepatitis C virus starting hepatitis C treatment	...

HIV TESTING AND TREATMENT CASCADE



	...	74%	...
All ages	[...-...%]	[63–85%]	[...-...%]
Children (0–14)	[...-...%]	[...-...%]	[...-...%]
Women (15+)	[...-...%]	[71–87%]	[...-...%]
Men (15+)	[...-...%]	[62–85%]	[...-...%]

Is antiretroviral therapy provided in community settings (such as outside health facilities) for people who are stable on antiretroviral therapy? No

ELIMINATION OF MOTHER-TO-CHILD TRANSMISSION

	2010	2017
Percentage of pregnant women living with HIV accessing antiretroviral medicines	...% [...-...%]	...% [...-...%]
Early infant diagnosis	...% [...-...%]	...% [...-...%]

HIV PREVENTION

Knowledge of HIV prevention among young people aged 15–24 years	...
— Women	...
— Men	...
Condom use at last higher-risk sex (with a non-marital, non-cohabiting partner)	...
— Women	...
— Men	...
Women aged 15–49 years who have their demand for family planning satisfied by modern methods	...
Men aged 15–49 years who are circumcised	Not applicable
Male circumcisions performed according to national standards	Not applicable
People who received PrEP at least once during the reporting period (2017)	...
Harm reduction	...
— Use of sterile injecting equipment at last injection	...
— Needles and syringes distributed per person who injects (2016)	204.0
— Coverage of opioid substitution therapy (2016)	18%
— Naloxone available (2016)	No
— Safe injection rooms available (2016)	No

EPIDEMIC ESTIMATES

	2005	2010	2017
New HIV infections			
New HIV infections (all ages)	<500 [<500– <500]	<200 [<200– <200]	<200 [<200– <200]
New HIV infections (0–14)	... [...–...]	... [...–...]	... [...–...]
New HIV infections (women, 15+)	<100 [<100– <100]	<100 [<100– <100]	<100 [<100– <100]
New HIV infections (men, 15+)	<200 [<200– <200]	<200 [<200– <200]	<200 [<100– <200]
HIV incidence per 1000 population	0.04 [0.04–0.04]	0.03 [0.03–0.03]	0.02 [0.02–0.03]
AIDS-related deaths			
AIDS-related deaths (all ages)	<100 [<100– <100]	<100 [<100– <100]	<100 [<100– <100]
AIDS-related deaths (0–14)	... [...–...]	... [...–...]	... [...–...]
AIDS-related deaths (women, 15+)	<100 [<100– <100]	<100 [<100– <100]	<100 [<100– <100]
AIDS-related deaths (men, 15+)	<100 [<100– <100]	<100 [<100– <100]	<100 [<100– <100]
People living with HIV			
People living with HIV (all ages)	5000 [4600–5600]	5700 [5300–6300]	6400 [5900–6900]
People living with HIV (0–14)	... [...–...]	... [...–...]	... [...–...]
People living with HIV (women, 15+)	1400 [1300–1600]	1600 [1400–1700]	1800 [1600–1900]
People living with HIV (men, 15+)	3600 [3300–4000]	4100 [3800–4500]	4600 [4300–5000]

LAWS AND POLICIES

Laws criminalizing the transmission of, non-disclosure of or exposure to HIV transmission	...
Criminalization of sex work among consenting adults	...
Criminalization of same-sex sexual acts	...
Drug use or possession for personal use is an offence	...
Criminalization of transgender people	...
Laws or policies restricting the entry, stay and residence of people living with HIV	...
Parental consent for adolescents to access HIV testing	...
Spousal consent for married women to access sexual and reproductive health services	...
Mandatory HIV testing for marriage, work or residence permits or for certain groups	...

STIGMA AND DISCRIMINATION

Percentage of women and men aged 15–49 years who report discriminatory attitudes towards people living with HIV

Percentage of people living with HIV denied health services because of their HIV status in the last 12 months

Percentage of people living with HIV who reported a health-care professional told others about their HIV status without their consent

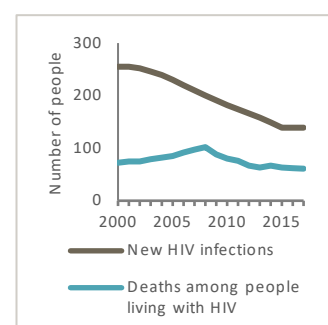
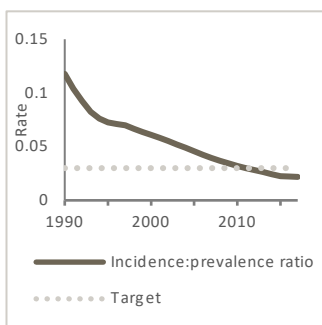
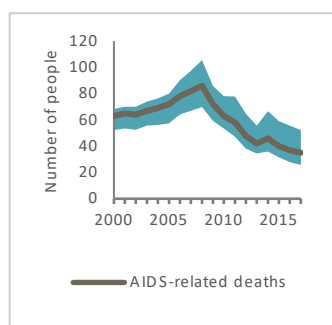
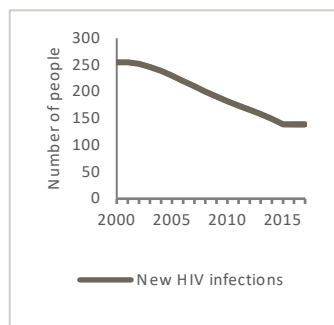
VIOLENCE

Proportion of ever-married or partnered women aged 15–49 years who experienced physical or sexual violence from a male intimate partner in the past 12 months

EXPENDITURES

	Financing sources					Total
	Domestic private	Domestic public	International: PEPFAR	International: Global Fund	International: all others	
Last available report:

EPIDEMIC TRANSITION METRICS



Change in new HIV infections since 2010 = **-24%**

Change in AIDS-related deaths since 2010 = **-44%**

Incidence:prevalence ratio = **0.02**

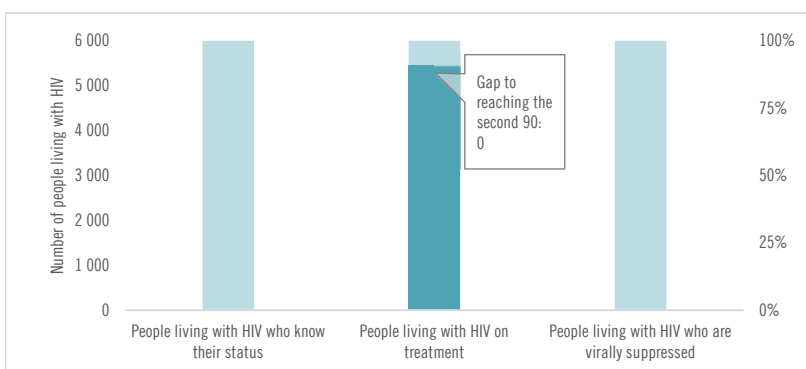
KEY POPULATIONS

	Sex workers	Gay men and other men who have sex with men	People who inject drugs	Transgender people	Prisoners
Estimated size of population	...	50 000	16 000
HIV prevalence	...	5%	4%
Know their HIV status
Antiretroviral therapy coverage
Condom use
Coverage of HIV prevention programmes
Avoidance of health care because of stigma and discrimination

HIV COMORBIDITIES

Estimated number of incident tuberculosis cases among people living with HIV (2016)	11 [8–13]
Proportion of people living with HIV newly enrolled in HIV care with active tuberculosis (2016)	...
Cervical cancer screening of women living with HIV	...
Proportion of people coinfecting with HIV and hepatitis B virus receiving combined treatment	...
Proportion of people coinfecting with HIV and hepatitis C virus starting hepatitis C treatment	...

HIV TESTING AND TREATMENT CASCADE



	...	86% [79–93%]	...
All ages	[...–...%]		[...–...%]
Children (0–14)	[...–...%]	...	[...–...%]
Women (15+)	[...–...%]	81% [74–88%]	[...–...%]
Men (15+)	[...–...%]	87% [82–95%]	[...–...%]

Is antiretroviral therapy provided in community settings (such as outside health facilities) for people who are stable on antiretroviral therapy? ...

ELIMINATION OF MOTHER-TO-CHILD TRANSMISSION

	2010	2017
Percentage of pregnant women living with HIV accessing antiretroviral medicines	...% [...–...%]	...% [...–...%]
Early infant diagnosis	...% [...–...%]	...% [...–...%]

HIV PREVENTION

Knowledge of HIV prevention among young people aged 15–24 years	...
— Women	...
— Men	...
Condom use at last higher-risk sex (with a non-marital, non-cohabiting partner)	...
— Women	...
— Men	...
Women aged 15–49 years who have their demand for family planning satisfied by modern methods	...
Men aged 15–49 years who are circumcised	Not applicable
Male circumcisions performed according to national standards	Not applicable
People who received PrEP at least once during the reporting period (2017)	...
Harm reduction	...
— Use of sterile injecting equipment at last injection	...
— Needles and syringes distributed per person who injects	...
— Coverage of opioid substitution therapy (2017)	50%
— Naloxone available (2016)	...
— Safe injection rooms available (2016)	...

EPIDEMIC ESTIMATES

	2005	2010	2017
New HIV infections			
New HIV infections (all ages)	<500 [<500– <500]	<500 [<500– <500]	<500 [<500– <500]
New HIV infections (0–14)	... [...–...]	... [...–...]	... [...–...]
New HIV infections (women, 15+)	<200 [<100– <200]	<100 [<100– <100]	<100 [<100– <100]
New HIV infections (men, 15+)	<500 [<500– <500]	<500 [<200– <500]	<200 [<200– <500]
HIV incidence per 1000 population	0.29 [0.24–0.33]	0.21 [0.18–0.24]	0.19 [0.16–0.22]
AIDS-related deaths			
AIDS-related deaths (all ages)	<200 [<200– <200]	<200 [<100– <200]	<100 [<100– <100]
AIDS-related deaths (0–14)	... [...–...]	... [...–...]	... [...–...]
AIDS-related deaths (women, 15+)	<100 [<100– <100]	<100 [<100– <100]	<100 [<100– <100]
AIDS-related deaths (men, 15+)	<200 [<100– <200]	<100 [<100– <100]	<100 [<100– <100]
People living with HIV			
People living with HIV (all ages)	4100 [3500–4500]	4800 [4100–5400]	5700 [5100–6400]
People living with HIV (0–14)	... [...–...]	... [...–...]	... [...–...]
People living with HIV (women, 15+)	1200 [1000–1400]	1400 [1300–1600]	1700 [1500–1900]
People living with HIV (men, 15+)	2900 [2400–3300]	3400 [2800–3900]	4000 [3500–4500]

LAWS AND POLICIES

Laws criminalizing the transmission of, non-disclosure of or exposure to HIV transmission	...
Criminalization of sex work among consenting adults	...
Criminalization of same-sex sexual acts	...
Drug use or possession for personal use is an offence	...
Criminalization of transgender people	...
Laws or policies restricting the entry, stay and residence of people living with HIV	...
Parental consent for adolescents to access HIV testing	...
Spousal consent for married women to access sexual and reproductive health services	...
Mandatory HIV testing for marriage, work or residence permits or for certain groups	...

STIGMA AND DISCRIMINATION

Percentage of women and men aged 15–49 years who report discriminatory attitudes towards people living with HIV

Percentage of people living with HIV denied health services because of their HIV status in the last 12 months

Percentage of people living with HIV who reported a health-care professional told others about their HIV status without their consent

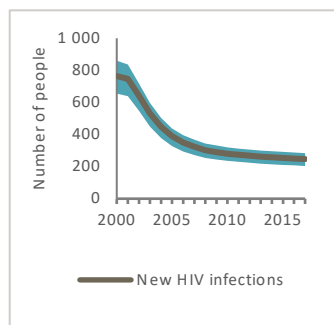
VIOLENCE

Proportion of ever-married or partnered women aged 15–49 years who experienced physical or sexual violence from a male intimate partner in the past 12 months

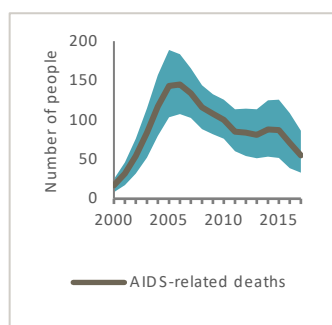
EXPENDITURES

	Financing sources					Total
	Domestic private	Domestic public	International: PEPFAR	International: Global Fund	International: all others	
Last available report: 2010	...	US\$ 16 353 142	US\$ 16 353 142

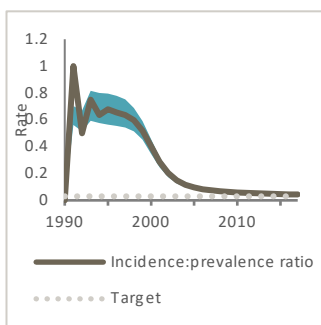
EPIDEMIC TRANSITION METRICS



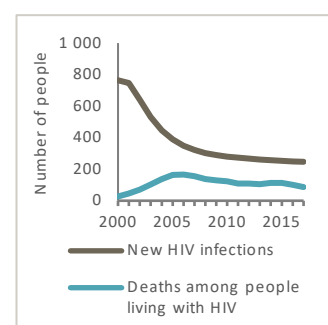
Change in new HIV infections since 2010 = **-12%**



Change in AIDS-related deaths since 2010 = **-45%**



Incidence:prevalence ratio = **0.04**



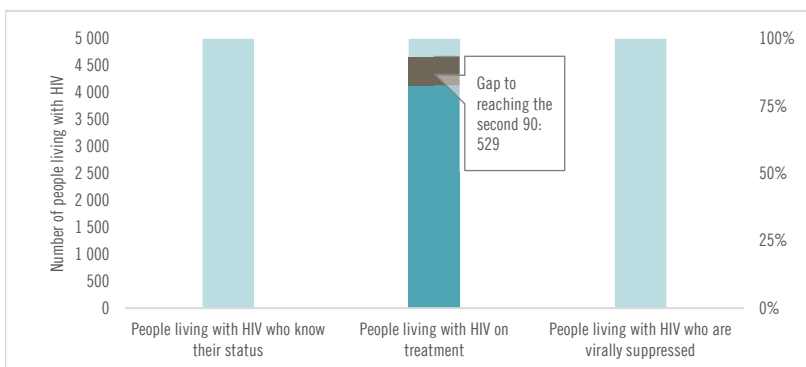
KEY POPULATIONS

	Sex workers	Gay men and other men who have sex with men	People who inject drugs	Transgender people	Prisoners
Estimated size of population	1 000	...	9 000	...	2 534
HIV prevalence	13%	...	54%	...	13%
Know their HIV status	66%	43%	67%
Antiretroviral therapy coverage
Condom use	97.6%	52.7%	21%
Coverage of HIV prevention programmes
Avoidance of health care because of stigma and discrimination

HIV COMORBIDITIES

Estimated number of incident tuberculosis cases among people living with HIV (2016)	23 [15–33]
Proportion of people living with HIV newly enrolled in HIV care with active tuberculosis (2016)	...
Cervical cancer screening of women living with HIV	...
Proportion of people coinfectd with HIV and hepatitis B virus receiving combined treatment	...
Proportion of people coinfectd with HIV and hepatitis C virus starting hepatitis C treatment	...

HIV TESTING AND TREATMENT CASCADE



	...	72% [64–80%]	...
All ages	[...–...%]		[...–...%]
Children (0–14)	[...–...%]		[...–...%]
Women (15+)	[...–...%]	75% [67–84%]	[...–...%]
Men (15+)	[...–...%]	70% [61–79%]	[...–...%]

Is antiretroviral therapy provided in community settings (such as outside health facilities) for people who are stable on antiretroviral therapy? ...

ELIMINATION OF MOTHER-TO-CHILD TRANSMISSION

	2010	2017
Percentage of pregnant women living with HIV accessing antiretroviral medicines	...% [...–...%]	...% [...–...%]
Early infant diagnosis	...% [...–...%]	...% [...–...%]

HIV PREVENTION

Knowledge of HIV prevention among young people aged 15–24 years	
— Women	...
— Men	...
Condom use at last higher-risk sex (with a non-marital, non-cohabiting partner)	
— Women	...
— Men	...
Women aged 15–49 years who have their demand for family planning satisfied by modern methods	...
Men aged 15–49 years who are circumcised	Not applicable
Male circumcisions performed according to national standards	Not applicable
People who received PrEP at least once during the reporting period (2017)	...
Harm reduction	
— Use of sterile injecting equipment at last injection (2016)	1.1%
— Needles and syringes distributed per person who injects (2017)	217.0
— Coverage of opioid substitution therapy (2017)	14%
— Naloxone available (2016)	...
— Safe injection rooms available (2016)	...

EPIDEMIC ESTIMATES

	2005	2010	2017
New HIV infections			
New HIV infections (all ages)	9700 [8000–12 000]	7200 [5900–8500]	5300 [4300–6400]
New HIV infections (0–14)	... [...-...]	... [...-...]	... [...-...]
New HIV infections (women, 15+)	3000 [2600–3600]	2300 [1900–2700]	1700 [1400–2000]
New HIV infections (men, 15+)	6500 [5000–8100]	4800 [3600–6000]	3500 [2600–4400]
HIV incidence per 1000 population	0.16 [0.13–0.19]	0.12 [0.09–0.14]	0.08 [0.07–0.1]
AIDS-related deaths			
AIDS-related deaths (all ages)	790 [630–960]	590 [<500–740]	<500 [<500–550]
AIDS-related deaths (0–14)	... [...-...]	... [...-...]	... [...-...]
AIDS-related deaths (women, 15+)	<500 [<200– <500]	<200 [<200– <500]	<200 [<100– <200]
AIDS-related deaths (men, 15+)	530 [<500–660]	<500 [<500–510]	<500 [<200– <500]
People living with HIV			
People living with HIV (all ages)	130 000 [110 000–150 000]	170 000 [140 000–190 000]	200 000 [170 000–240 000]
People living with HIV (0–14)	... [...-...]	... [...-...]	... [...-...]
People living with HIV (women, 15+)	40 000 [34 000–47 000]	52 000 [44 000–60 000]	64 000 [55 000–74 000]
People living with HIV (men, 15+)	90 000 [72 000–110 000]	110 000 [91 000–140 000]	140 000 [110 000–170 000]

LAWS AND POLICIES

Laws criminalizing the transmission of, non-disclosure of or exposure to HIV transmission	...
Criminalization of sex work among consenting adults	...
Criminalization of same-sex sexual acts	...
Drug use or possession for personal use is an offence	...
Criminalization of transgender people	...
Laws or policies restricting the entry, stay and residence of people living with HIV	...
Parental consent for adolescents to access HIV testing	...
Spousal consent for married women to access sexual and reproductive health services	...
Mandatory HIV testing for marriage, work or residence permits or for certain groups	...

STIGMA AND DISCRIMINATION

Percentage of women and men aged 15–49 years who report discriminatory attitudes towards people living with HIV

Percentage of people living with HIV denied health services because of their HIV status in the last 12 months

Percentage of people living with HIV who reported a health-care professional told others about their HIV status without their consent

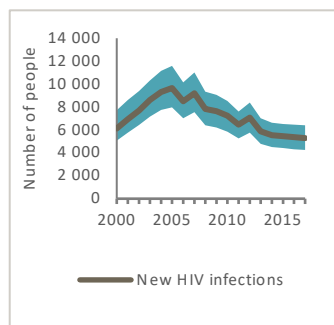
VIOLENCE

Proportion of ever-married or partnered women aged 15–49 years who experienced physical or sexual violence from a male intimate partner in the past 12 months

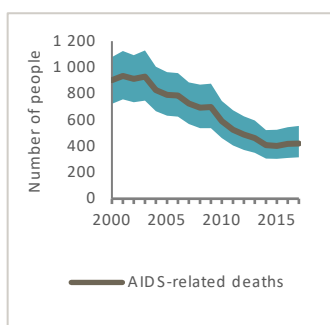
EXPENDITURES

	Financing sources					Total
	Domestic private	Domestic public	International: PEPFAR	International: Global Fund	International: all others	
Last available report:

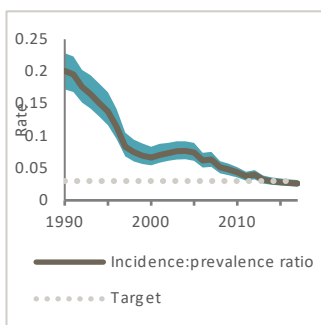
EPIDEMIC TRANSITION METRICS



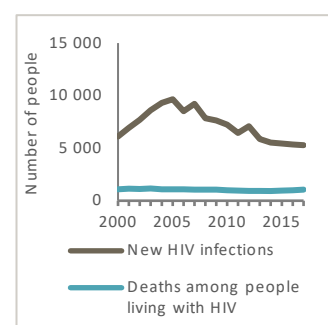
Change in new HIV infections since 2010 = **-27%**



Change in AIDS-related deaths since 2010 = **-29%**



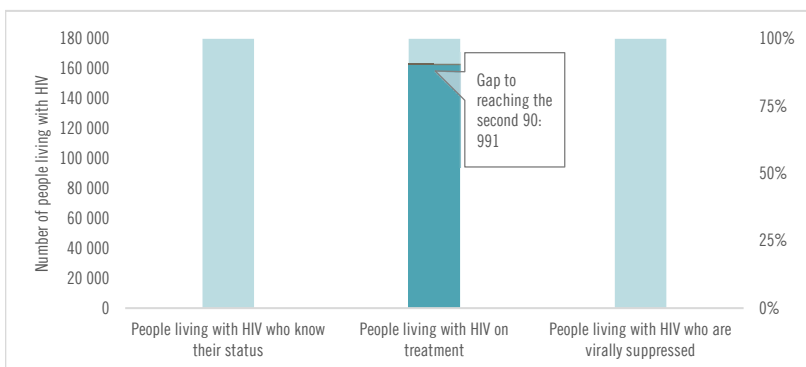
Incidence:prevalence ratio = **0.03**



KEY POPULATIONS

	Sex workers	Gay men and other men who have sex with men	People who inject drugs	Transgender people	Prisoners
Estimated size of population	...	61 700	12 100
HIV prevalence	...	14%
Know their HIV status	...	48.8%
Antiretroviral therapy coverage	...	77.8%	90.9%
Condom use	...	44.5%	77%
Coverage of HIV prevention programmes
Avoidance of health care because of stigma and discrimination

HIV TESTING AND TREATMENT CASCADE



	...	81%	...
All ages	[...-...%]	[69-94%]	[...-...%]
Children (0-14)	[...-...%]	[...-...%]	[...-...%]
Women (15+)	[...-...%]	[69-92%]	[...-...%]
Men (15+)	[...-...%]	[65- >95%]	[...-...%]

Is antiretroviral therapy provided in community settings (such as outside health facilities) for people who are stable on antiretroviral therapy? ...

ELIMINATION OF MOTHER-TO-CHILD TRANSMISSION

	2010	2017
Percentage of pregnant women living with HIV accessing antiretroviral medicines	...% [...-...%]	...% [...-...%]
Early infant diagnosis	...% [...-...%]	...% [...-...%]

HIV COMORBIDITIES

Estimated number of incident tuberculosis cases among people living with HIV (2016)	670 [400-1000]
Proportion of people living with HIV newly enrolled in HIV care with active tuberculosis (2016)	...
Cervical cancer screening of women living with HIV	...
Proportion of people coinfectd with HIV and hepatitis B virus receiving combined treatment	...
Proportion of people coinfectd with HIV and hepatitis C virus starting hepatitis C treatment	...

HIV PREVENTION

Knowledge of HIV prevention among young people aged 15-24 years	...
— Women	...
— Men	...
Condom use at last higher-risk sex (with a non-marital, non-cohabiting partner)	...
— Women	...
— Men	...
Women aged 15-49 years who have their demand for family planning satisfied by modern methods	...
Men aged 15-49 years who are circumcised	Not applicable
Male circumcisions performed according to national standards	Not applicable
People who received PrEP at least once during the reporting period (2017)	...

Harm reduction	
— Use of sterile injecting equipment at last injection	...
— Needles and syringes distributed per person who injects (2016)	133.0
— Coverage of opioid substitution therapy	...
— Naloxone available (2016)	...
— Safe injection rooms available (2016)	...

EPIDEMIC ESTIMATES

	2005	2010	2017
New HIV infections			
New HIV infections (all ages)	3000 [2500–3400]	2700 [2100–3000]	2600 [2000–3000]
New HIV infections (0–14)	... [...-...]	... [...-...]	... [...-...]
New HIV infections (women, 15+)	... [...-...]	... [...-...]	... [...-...]
New HIV infections (men, 15+)	... [...-...]	... [...-...]	... [...-...]
HIV incidence per 1000 population	0.04 [0.03–0.04]	0.03 [0.03–0.04]	0.03 [0.03–0.04]
AIDS-related deaths			
AIDS-related deaths (all ages)	<500 [<500–860]	<500 [<500–670]	<500 [<500–740]
AIDS-related deaths (0–14)	<100 [<100– <100]	<100 [<100– <100]	<100 [<100– <100]
AIDS-related deaths (women, 15+)	... [...-...]	... [...-...]	... [...-...]
AIDS-related deaths (men, 15+)	... [...-...]	... [...-...]	... [...-...]
People living with HIV			
People living with HIV (all ages)	55 000 [48 000–62 000]	69 000 [61 000–78 000]	91 000 [80 000–100 000]
People living with HIV (0–14)	... [...-...]	... [...-...]	... [...-...]
People living with HIV (women, 15+)	... [...-...]	... [...-...]	... [...-...]
People living with HIV (men, 15+)	... [...-...]	... [...-...]	... [...-...]

LAWS AND POLICIES

Laws criminalizing the transmission of, non-disclosure of or exposure to HIV transmission	No, but prosecutions exist based on general criminal laws
Criminalization of sex work among consenting adults	Sex work is not subject to punitive regulations or is not criminalized
Criminalization of same-sex sexual acts	Laws penalizing same-sex sexual acts have been decriminalized or never existed
Drug use or possession for personal use is an offence	Possession of drugs for personal use is specified as a non-criminal offence
Criminalization of transgender people	Neither criminalized nor prosecuted
Laws or policies restricting the entry, stay and residence of people living with HIV	No
Parental consent for adolescents to access HIV testing	Yes, for adolescents younger than 14 years
Spousal consent for married women to access sexual and reproductive health services	No
Mandatory HIV testing for marriage, work or residence permits or for certain groups	No

STIGMA AND DISCRIMINATION

Percentage of women and men aged 15–49 years who report discriminatory attitudes towards people living with HIV

Percentage of people living with HIV denied health services because of their HIV status in the last 12 months **2013**
17.5

Percentage of people living with HIV who reported a health-care professional told others about their HIV status without their consent **2013**
19.4

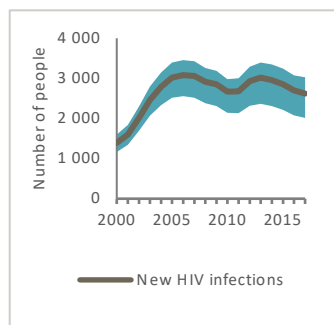
VIOLENCE

Proportion of ever-married or partnered women aged 15–49 years who experienced physical or sexual violence from a male intimate partner in the past 12 months

EXPENDITURES

	Financing sources					Total
	Domestic private	Domestic public	International: PEPFAR	International: Global Fund	International: all others	
Last available report:

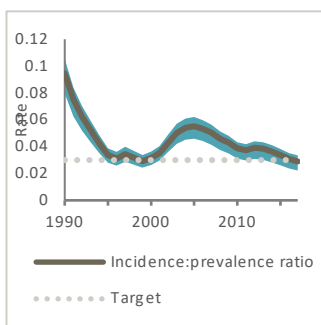
EPIDEMIC TRANSITION METRICS



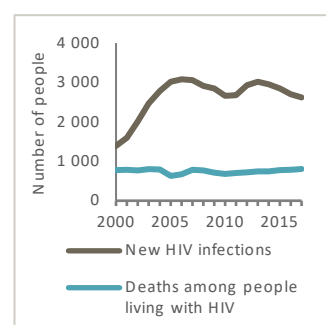
Change in new HIV infections since 2010 = **-2%**



Change in AIDS-related deaths since 2010 = **-5%**



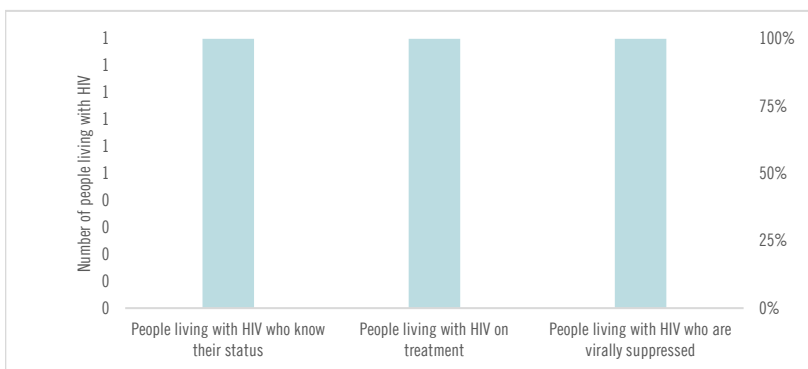
Incidence:prevalence ratio = **0.03**



KEY POPULATIONS

	Sex workers	Gay men and other men who have sex with men	People who inject drugs	Transgender people	Prisoners
Estimated size of population	...	750 000	52 500
HIV prevalence	...	6%	4.9%
Know their HIV status	63.7%
Antiretroviral therapy coverage	...	87.6%	56%
Condom use	...	65.8%	38%
Coverage of HIV prevention programmes
Avoidance of health care because of stigma and discrimination

HIV TESTING AND TREATMENT CASCADE



	...	74%	...
All ages	[...-...%]	[66-84%]	[...-...%]
Children (0-14)	[...-...%]	[...-...%]	[...-...%]
Women (15+)	[...-...%]	[...-...%]	[...-...%]
Men (15+)	[...-...%]	[...-...%]	[...-...%]

Is antiretroviral therapy provided in community settings (such as outside health facilities) for people who are stable on antiretroviral therapy? **No**

ELIMINATION OF MOTHER-TO-CHILD TRANSMISSION

	2010	2017
Percentage of pregnant women living with HIV accessing antiretroviral medicines	...% [...-...%]	...% [...-...%]
Early infant diagnosis	...% [...-...%]	...% [...-...%]

HIV COMORBIDITIES

Estimated number of incident tuberculosis cases among people living with HIV (2016)	350 [200-540]
Proportion of people living with HIV newly enrolled in HIV care with active tuberculosis (2016)	...
Cervical cancer screening of women living with HIV	...
Proportion of people coinfecting with HIV and hepatitis B virus receiving combined treatment	...
Proportion of people coinfecting with HIV and hepatitis C virus starting hepatitis C treatment	...

HIV PREVENTION

Knowledge of HIV prevention among young people aged 15-24 years	
— Women	...
— Men	...
Condom use at last higher-risk sex (with a non-marital, non-cohabiting partner)	
— Women	...
— Men	...
Women aged 15-49 years who have their demand for family planning satisfied by modern methods	...
Men aged 15-49 years who are circumcised	Not applicable
Male circumcisions performed according to national standards	Not applicable
People who received PrEP at least once during the reporting period (2017)	2000

Harm reduction	
— Use of sterile injecting equipment at last injection (2014)	90.2%
— Needles and syringes distributed per person who injects	...
— Coverage of opioid substitution therapy (2014)	45.2%
— Naloxone available (2016)	Yes
— Safe injection rooms available (2016)	Yes

EPIDEMIC ESTIMATES

	2005	2010	2017
New HIV infections			
New HIV infections (all ages)	570 [<500–630]	720 [590–810]	960 [740–1100]
New HIV infections (0–14)	... [...–...]	... [...–...]	... [...–...]
New HIV infections (women, 15+)	<100 [<100– <200]	<200 [<200– <200]	<200 [<200– <200]
New HIV infections (men, 15+)	<500 [<500–530]	590 [<500–670]	790 [580–930]
HIV incidence per 1000 population	0.05 [0.04–0.06]	0.06 [0.05–0.07]	0.09 [0.07–0.1]
AIDS-related deaths			
AIDS-related deaths (all ages)	<100 [<100– <200]	<100 [<100– <200]	<100 [<100– <200]
AIDS-related deaths (0–14)	... [...–...]	... [...–...]	... [...–...]
AIDS-related deaths (women, 15+)	<100 [<100– <100]	<100 [<100– <100]	<100 [<100– <100]
AIDS-related deaths (men, 15+)	<100 [<100– <100]	<100 [<100– <100]	<100 [<100– <100]
People living with HIV			
People living with HIV (all ages)	6600 [5800–7400]	9400 [8300–10 000]	14 000 [13 000–16 000]
People living with HIV (0–14)	... [...–...]	... [...–...]	... [...–...]
People living with HIV (women, 15+)	1200 [1000–1300]	1700 [1500–1900]	2600 [2300–2800]
People living with HIV (men, 15+)	5400 [4600–6100]	7700 [6600–8600]	12 000 [10 000–13 000]

LAWS AND POLICIES

Laws criminalizing the transmission of, non-disclosure of or exposure to HIV transmission	...
Criminalization of sex work among consenting adults	...
Criminalization of same-sex sexual acts	...
Drug use or possession for personal use is an offence	...
Criminalization of transgender people	...
Laws or policies restricting the entry, stay and residence of people living with HIV	...
Parental consent for adolescents to access HIV testing	...
Spousal consent for married women to access sexual and reproductive health services	...
Mandatory HIV testing for marriage, work or residence permits or for certain groups	...

STIGMA AND DISCRIMINATION

Percentage of women and men aged 15–49 years who report discriminatory attitudes towards people living with HIV	
Percentage of people living with HIV denied health services because of their HIV status in the last 12 months	2017 11
Percentage of people living with HIV who reported a health-care professional told others about their HIV status without their consent	2017 15

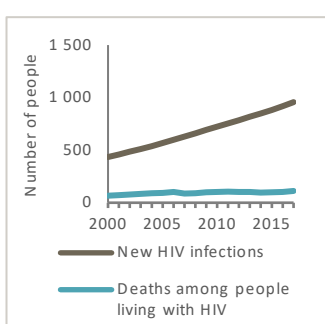
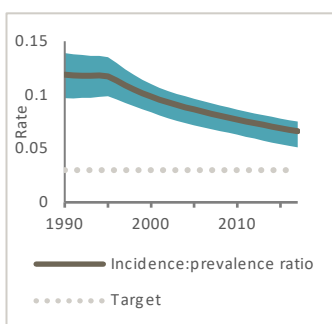
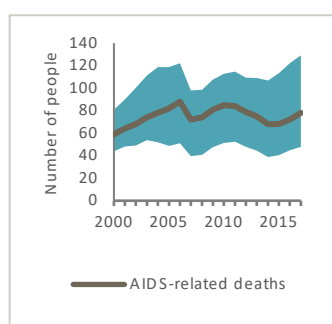
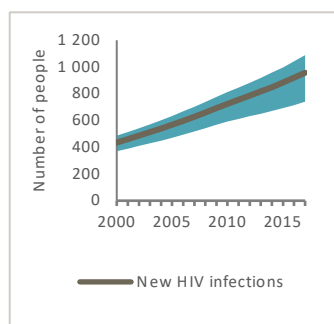
VIOLENCE

Proportion of ever-married or partnered women aged 15–49 years who experienced physical or sexual violence from a male intimate partner in the past 12 months

EXPENDITURES

	Financing sources					Total
	Domestic private	Domestic public	International: PEPFAR	International: Global Fund	International: all others	
Last available report: 2008	...	US\$ 96 058 435	US\$ 96 058 435

EPIDEMIC TRANSITION METRICS



Change in new HIV infections since 2010 = **32%**

Change in AIDS-related deaths since 2010 = **-8%**

Incidence:prevalence ratio = **0.07**

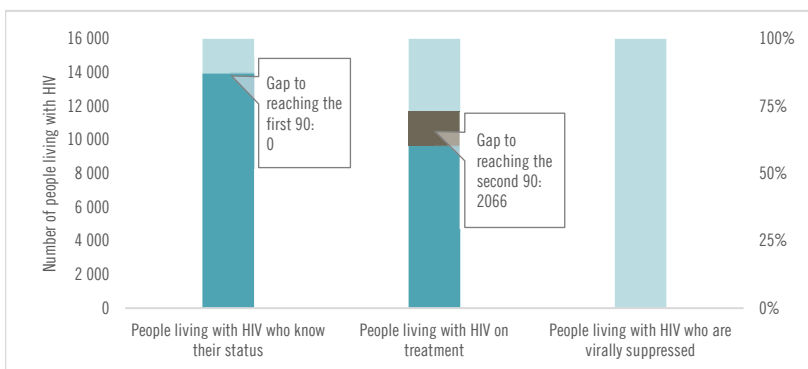
KEY POPULATIONS

	Sex workers	Gay men and other men who have sex with men	People who inject drugs	Transgender people	Prisoners
Estimated size of population	7 651	...	9 580
HIV prevalence	...	7.1%	5.4%	...	1.25%
Know their HIV status	62%
Antiretroviral therapy coverage
Condom use	...	73%	40%	66%	...
Coverage of HIV prevention programmes
Avoidance of health care because of stigma and discrimination

HIV COMORBIDITIES

Estimated number of incident tuberculosis cases among people living with HIV (2016)	39 [22–60]
Proportion of people living with HIV newly enrolled in HIV care with active tuberculosis (2016)	...
Cervical cancer screening of women living with HIV	...
Proportion of people coinfecting with HIV and hepatitis B virus receiving combined treatment	...
Proportion of people coinfecting with HIV and hepatitis C virus starting hepatitis C treatment	...

HIV TESTING AND TREATMENT CASCADE



All ages	>95% [85–>95%]	67% [59–75%]	...% [...–...%]
Children (0–14)	...% [...–...%]	...% [...–...%]	...% [...–...%]
Women (15+)	...% [...–...%]	57% [50–63%]	...% [...–...%]
Men (15+)	...% [...–...%]	69% [60–78%]	...% [...–...%]

Is antiretroviral therapy provided in community settings (such as outside health facilities) for people who are stable on antiretroviral therapy? ...

ELIMINATION OF MOTHER-TO-CHILD TRANSMISSION

	2010	2017
Percentage of pregnant women living with HIV accessing antiretroviral medicines	...% [...–...%]	...% [...–...%]
Early infant diagnosis	...% [...–...%]	...% [...–...%]

HIV PREVENTION

Knowledge of HIV prevention among young people aged 15–24 years	...
— Women	...
— Men	...
Condom use at last higher-risk sex (with a non-marital, non-cohabiting partner)	...
— Women	...
— Men	...
Women aged 15–49 years who have their demand for family planning satisfied by modern methods	...
Men aged 15–49 years who are circumcised	Not applicable
Male circumcisions performed according to national standards	Not applicable
People who received PrEP at least once during the reporting period (2017)	75
Harm reduction	...
— Use of sterile injecting equipment at last injection (2014)	86%
— Needles and syringes distributed per person who injects (2016)	335 903
— Coverage of opioid substitution therapy (2016)	57%
— Naloxone available (2016)	...
— Safe injection rooms available (2016)	...

EPIDEMIC ESTIMATES

	2005	2010	2017
New HIV infections			
New HIV infections (all ages)	<200 [<100– <200]	<200 [<200– <200]	<500 [<500– <500]
New HIV infections (0–14)	... [...–...]	... [...–...]	... [...–...]
New HIV infections (women, 15+)	<100 [<100– <100]	<100 [<100– <100]	<100 [<100– <100]
New HIV infections (men, 15+)	<100 [<100– <200]	<200 [<200– <200]	<500 [<200– <500]
HIV incidence per 1000 population	0.01 [<0.01–0.01]	0.01 [0.01–0.02]	0.03 [0.02–0.03]
AIDS-related deaths			
AIDS-related deaths (all ages)	<100 [<100– <100]	<100 [<100– <100]	<100 [<100– <100]
AIDS-related deaths (0–14)	... [...–...]	... [...–...]	... [...–...]
AIDS-related deaths (women, 15+)	<100 [<100– <100]	<100 [<100– <100]	<100 [<100– <100]
AIDS-related deaths (men, 15+)	<100 [<100– <100]	<100 [<100– <100]	<100 [<100– <100]
People living with HIV			
People living with HIV (all ages)	1000 [870–1100]	1600 [1400–1800]	2800 [2400–3200]
People living with HIV (0–14)	... [...–...]	... [...–...]	... [...–...]
People living with HIV (women, 15+)	<200 [<200– <200]	<500 [<500– <500]	<500 [<500– <500]
People living with HIV (men, 15+)	840 [710–950]	1300 [1100–1500]	2400 [2100–2800]

LAWS AND POLICIES

Laws criminalizing the transmission of, non-disclosure of or exposure to HIV transmission	...
Criminalization of sex work among consenting adults	...
Criminalization of same-sex sexual acts	...
Drug use or possession for personal use is an offence	...
Criminalization of transgender people	...
Laws or policies restricting the entry, stay and residence of people living with HIV	...
Parental consent for adolescents to access HIV testing	...
Spousal consent for married women to access sexual and reproductive health services	...
Mandatory HIV testing for marriage, work or residence permits or for certain groups	...

STIGMA AND DISCRIMINATION

Percentage of women and men aged 15–49 years who report discriminatory attitudes towards people living with HIV	...
Percentage of people living with HIV denied health services because of their HIV status in the last 12 months	...
Percentage of people living with HIV who reported a health-care professional told others about their HIV status without their consent	...

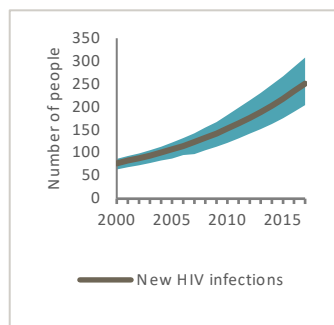
VIOLENCE

Proportion of ever-married or partnered women aged 15–49 years who experienced physical or sexual violence from a male intimate partner in the past 12 months	...
---	-----

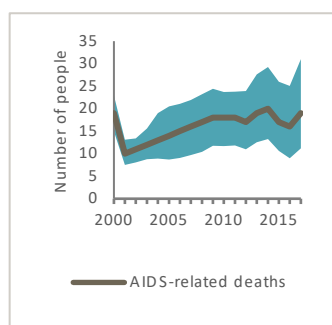
EXPENDITURES

	Financing sources					Total
	Domestic private	Domestic public	International: PEPFAR	International: Global Fund	International: all others	
Last available report: 2009	...	US\$ 3 496 377	US\$ 26 714 399	US\$ 3 496 377

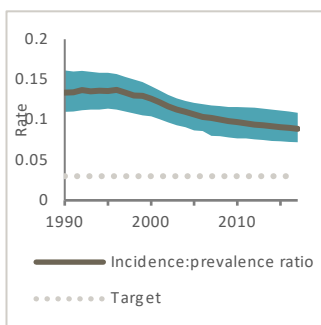
EPIDEMIC TRANSITION METRICS



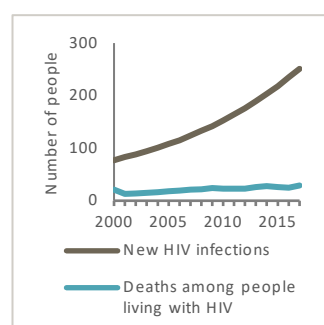
Change in new HIV infections since 2010 = **64%**



Change in AIDS-related deaths since 2010 = **6%**



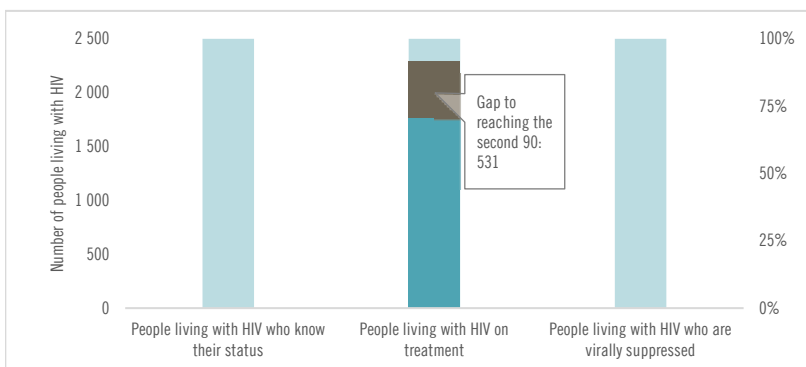
Incidence:prevalence ratio = **0.09**



KEY POPULATIONS

	Sex workers	Gay men and other men who have sex with men	People who inject drugs	Transgender people	Prisoners
Estimated size of population
HIV prevalence	0.2%
Know their HIV status
Antiretroviral therapy coverage
Condom use	22.1%
Coverage of HIV prevention programmes
Avoidance of health care because of stigma and discrimination

HIV TESTING AND TREATMENT CASCADE



	...	62%	...
All ages	[...-...%]	[54-71%]	[...-...%]
Children (0-14)	[...-...%]	[...-...%]	[...-...%]
Women (15+)	[...-...%]	[50-63%]	[...-...%]
Men (15+)	[...-...%]	[54-72%]	[...-...%]

Is antiretroviral therapy provided in community settings (such as outside health facilities) for people who are stable on antiretroviral therapy? ...

ELIMINATION OF MOTHER-TO-CHILD TRANSMISSION

	2010	2017
Percentage of pregnant women living with HIV accessing antiretroviral medicines	...% [...-...%]	...% [...-...%]
Early infant diagnosis	...% [...-...%]	...% [...-...%]

HIV COMORBIDITIES

Estimated number of incident tuberculosis cases among people living with HIV (2016) 23 [13-37]

Proportion of people living with HIV newly enrolled in HIV care with active tuberculosis (2016) ...

Cervical cancer screening of women living with HIV ...

Proportion of people coinfecting with HIV and hepatitis B virus receiving combined treatment ...

Proportion of people coinfecting with HIV and hepatitis C virus starting hepatitis C treatment ...

HIV PREVENTION

Knowledge of HIV prevention among young people aged 15-24 years

— Women ...
— Men ...

Condom use at last higher-risk sex (with a non-marital, non-cohabiting partner)

— Women ...
— Men ...

Women aged 15-49 years who have their demand for family planning satisfied by modern methods ...

Men aged 15-49 years who are circumcised Not applicable

Male circumcisions performed according to national standards Not applicable

People who received PrEP at least once during the reporting period (2017) ...

Harm reduction

— Use of sterile injecting equipment at last injection (2014) 84.9%

— Needles and syringes distributed per person who injects ...

— Coverage of opioid substitution therapy ...

— Naloxone available (2016) ...

— Safe injection rooms available (2016) ...

EPIDEMIC ESTIMATES

	2005	2010	2017
New HIV infections			
New HIV infections (all ages)	... [...-...]	... [...-...]	... [...-...]
New HIV infections (0–14)	... [...-...]	... [...-...]	... [...-...]
New HIV infections (women, 15+)	... [...-...]	... [...-...]	... [...-...]
New HIV infections (men, 15+)	... [...-...]	... [...-...]	... [...-...]
HIV incidence per 1000 population	... [...-...]	... [...-...]	... [...-...]
AIDS-related deaths			
AIDS-related deaths (all ages)	<100 [<100– <100]	<100 [<100– <100]	<100 [<100– <100]
AIDS-related deaths (0–14)	... [...-...]	... [...-...]	... [...-...]
AIDS-related deaths (women, 15+)	<100 [<100– <100]	<100 [<100– <100]	<100 [<100– <100]
AIDS-related deaths (men, 15+)	<100 [<100– <100]	<100 [<100– <100]	<100 [<100– <100]
People living with HIV			
People living with HIV (all ages)	3200 [2900–3500]	4900 [4500–5400]	7200 [6500–8100]
People living with HIV (0–14)	... [...-...]	... [...-...]	... [...-...]
People living with HIV (women, 15+)	1300 [1200–1500]	1900 [1800–2100]	2400 [2200–2700]
People living with HIV (men, 15+)	1900 [1600–2100]	3000 [2600–3400]	4800 [4100–5400]

LAWS AND POLICIES

Laws criminalizing the transmission of, non-disclosure of or exposure to HIV transmission	No, but prosecutions exist based on general criminal laws
Criminalization of sex work among consenting adults	Buying sexual services is criminalized
Criminalization of same-sex sexual acts	Laws penalizing same-sex sexual acts have been decriminalized or never existed
Drug use or possession for personal use is an offence	Possession of drugs for personal use is specified as a criminal offence
Criminalization of transgender people	Neither criminalized nor prosecuted
Laws or policies restricting the entry, stay and residence of people living with HIV	No
Parental consent for adolescents to access HIV testing	No
Spousal consent for married women to access sexual and reproductive health services	No
Mandatory HIV testing for marriage, work or residence permits or for certain groups	No

STIGMA AND DISCRIMINATION

Percentage of women and men aged 15–49 years who report discriminatory attitudes towards people living with HIV

Percentage of people living with HIV denied health services because of their HIV status in the last 12 months

Percentage of people living with HIV who reported a health-care professional told others about their HIV status without their consent

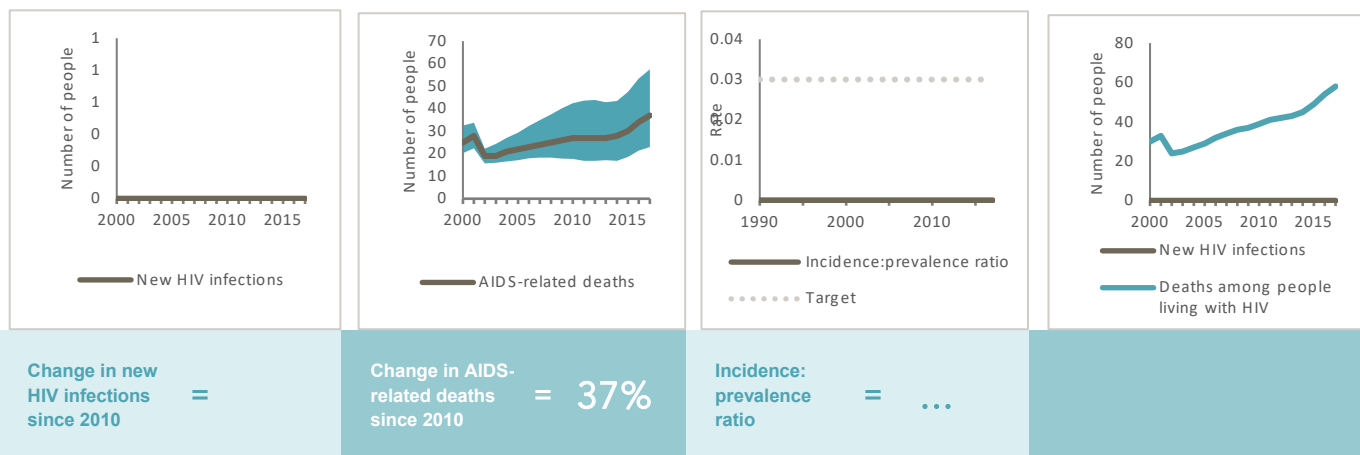
VIOLENCE

Proportion of ever-married or partnered women aged 15–49 years who experienced physical or sexual violence from a male intimate partner in the past 12 months

EXPENDITURES

	Financing sources					Total
	Domestic private	Domestic public	International: PEPFAR	International: Global Fund	International: all others	
Last available report:

EPIDEMIC TRANSITION METRICS



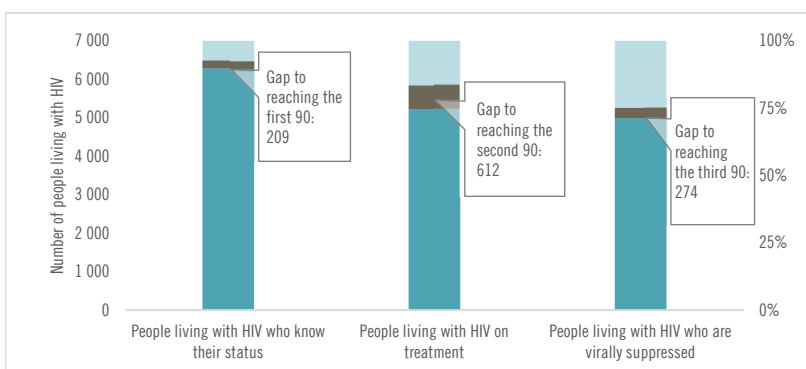
KEY POPULATIONS

	Sex workers	Gay men and other men who have sex with men	People who inject drugs	Transgender people	Prisoners
Estimated size of population	...	106 631	16 382	...	3 800
HIV prevalence	...	7.8%
Know their HIV status	80%	63.3%
Antiretroviral therapy coverage	...	78.9%
Condom use	80%	56.9%
Coverage of HIV prevention programmes	...	26.1%
Avoidance of health care because of stigma and discrimination

HIV COMORBIDITIES

Estimated number of incident tuberculosis cases among people living with HIV (2016)	23 [13–36]
Proportion of people living with HIV newly enrolled in HIV care with active tuberculosis (2016)	...
Cervical cancer screening of women living with HIV	...
Proportion of people coinfectd with HIV and hepatitis B virus receiving combined treatment	...
Proportion of people coinfectd with HIV and hepatitis C virus starting hepatitis C treatment	...

HIV TESTING AND TREATMENT CASCADE



All ages	87% [78–>95%]	73% [65–81%]	69% [62–77%]
Children (0–14)	...% [...–...%]	...% [...–...%]	...% [...–...%]
Women (15+)	...% [...–...%]	70% [63–78%]	...% [...–...%]
Men (15+)	...% [...–...%]	73% [63–83%]	...% [...–...%]

Is antiretroviral therapy provided in community settings (such as outside health facilities) for people who are stable on antiretroviral therapy? **No**

ELIMINATION OF MOTHER-TO-CHILD TRANSMISSION

	2010	2017
Percentage of pregnant women living with HIV accessing antiretroviral medicines	...% [...–...%]	...% [...–...%]
Early infant diagnosis	...% [...–...%]	...% [...–...%]

HIV PREVENTION

Knowledge of HIV prevention among young people aged 15–24 years	...
— Women	...
— Men	...
Condom use at last higher-risk sex (with a non-marital, non-cohabiting partner)	...
— Women	...
— Men	...
Women aged 15–49 years who have their demand for family planning satisfied by modern methods	...
Men aged 15–49 years who are circumcised	Not applicable
Male circumcisions performed according to national standards	Not applicable
People who received PrEP at least once during the reporting period (2017)	...
Harm reduction	...
— Use of sterile injecting equipment at last injection	...
— Needles and syringes distributed per person who injects (2017)	168.0
— Coverage of opioid substitution therapy (2017)	60.5%
— Naloxone available (2016)	Yes
— Safe injection rooms available (2016)	No

EPIDEMIC ESTIMATES

	2005	2010	2017
New HIV infections			
New HIV infections (all ages)	3900 [3200–4400]	2900 [2400–3200]	2700 [2100–3100]
New HIV infections (0–14)	... [...-...]	... [...-...]	... [...-...]
New HIV infections (women, 15+)	1100 [930–1200]	790 [670–900]	740 [620–880]
New HIV infections (men, 15+)	2700 [2100–3200]	2000 [1500–2300]	1900 [1400–2300]
HIV incidence per 1000 population	0.07 [0.06–0.08]	0.05 [0.04–0.05]	0.05 [0.04–0.05]
AIDS-related deaths			
AIDS-related deaths (all ages)	1100 [710–1400]	830 [620–1000]	560 [<500–710]
AIDS-related deaths (0–14)	... [...-...]	... [...-...]	... [...-...]
AIDS-related deaths (women, 15+)	<500 [<200– <500]	<500 [<200– <500]	<200 [<200– <500]
AIDS-related deaths (men, 15+)	770 [<500–1000]	570 [<500–750]	<500 [<500–520]
People living with HIV			
People living with HIV (all ages)	110 000 [93 000–120 000]	120 000 [100 000–140 000]	130 000 [110 000–150 000]
People living with HIV (0–14)	... [...-...]	... [...-...]	... [...-...]
People living with HIV (women, 15+)	31 000 [28 000–35 000]	35 000 [31 000–39 000]	39 000 [34 000–44 000]
People living with HIV (men, 15+)	79 000 [62 000–91 000]	86 000 [68 000–99 000]	94 000 [75 000–110 000]

LAWS AND POLICIES

Laws criminalizing the transmission of, non-disclosure of or exposure to HIV transmission	...
Criminalization of sex work among consenting adults	...
Criminalization of same-sex sexual acts	...
Drug use or possession for personal use is an offence	...
Criminalization of transgender people	...
Laws or policies restricting the entry, stay and residence of people living with HIV	...
Parental consent for adolescents to access HIV testing	...
Spousal consent for married women to access sexual and reproductive health services	...
Mandatory HIV testing for marriage, work or residence permits or for certain groups	...

STIGMA AND DISCRIMINATION

Percentage of women and men aged 15–49 years who report discriminatory attitudes towards people living with HIV	...
Percentage of people living with HIV denied health services because of their HIV status in the last 12 months	...
Percentage of people living with HIV who reported a health-care professional told others about their HIV status without their consent	...

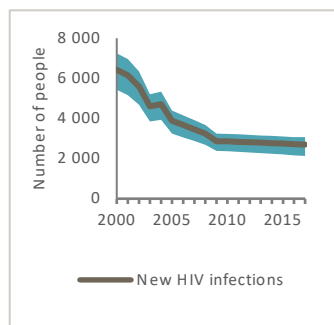
VIOLENCE

Proportion of ever-married or partnered women aged 15–49 years who experienced physical or sexual violence from a male intimate partner in the past 12 months	...
---	-----

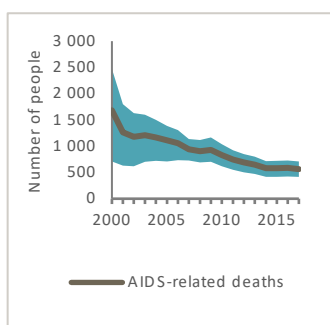
EXPENDITURES

	Financing sources					Total
	Domestic private	Domestic public	International: PEPFAR	International: Global Fund	International: all others	
Last available report: 2011	...	US\$ 508 145 475	US\$ 508 145 475

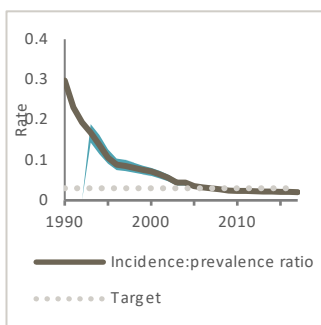
EPIDEMIC TRANSITION METRICS



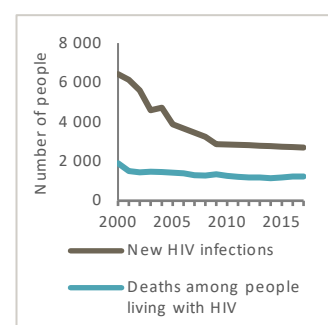
Change in new HIV infections since 2010 = **-5%**



Change in AIDS-related deaths since 2010 = **-32%**



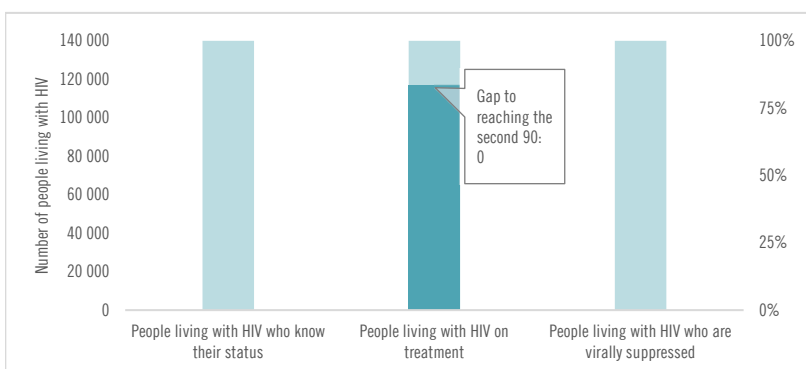
Incidence:prevalence ratio = **0.02**



KEY POPULATIONS

	Sex workers	Gay men and other men who have sex with men	People who inject drugs	Transgender people	Prisoners
Estimated size of population	138 000
HIV prevalence	...	9.6%	1.7%
Know their HIV status	...	47.7%	34%
Antiretroviral therapy coverage
Condom use	...	65.4%	22%	62.23%	...
Coverage of HIV prevention programmes
Avoidance of health care because of stigma and discrimination

HIV TESTING AND TREATMENT CASCADE



	...	88%	...
All ages	[...-...%]	[75- >95%]	[...-...%]
Children (0-14)	[...-...%]	[...-...%]	[...-...%]
Women (15+)	[...-...%]	[77- >95%]	[...-...%]
Men (15+)	[...-...%]	[70- >95%]	[...-...%]

Is antiretroviral therapy provided in community settings (such as outside health facilities) for people who are stable on antiretroviral therapy? ...

ELIMINATION OF MOTHER-TO-CHILD TRANSMISSION

	2010	2017
Percentage of pregnant women living with HIV accessing antiretroviral medicines	...% [...-...%]	...% [...-...%]
Early infant diagnosis	...% [...-...%]	...% [...-...%]

HIV COMORBIDITIES

Estimated number of incident tuberculosis cases among people living with HIV (2016)	410 [240-630]
Proportion of people living with HIV newly enrolled in HIV care with active tuberculosis (2016)	...
Cervical cancer screening of women living with HIV	...
Proportion of people coinfecting with HIV and hepatitis B virus receiving combined treatment	...
Proportion of people coinfecting with HIV and hepatitis C virus starting hepatitis C treatment	...

HIV PREVENTION

Knowledge of HIV prevention among young people aged 15-24 years	
— Women	...
— Men	...
Condom use at last higher-risk sex (with a non-marital, non-cohabiting partner)	
— Women	...
— Men	...
Women aged 15-49 years who have their demand for family planning satisfied by modern methods	...
Men aged 15-49 years who are circumcised	Not applicable
Male circumcisions performed according to national standards	Not applicable
People who received PrEP at least once during the reporting period (2017)	...

Harm reduction	
— Use of sterile injecting equipment at last injection	...
— Needles and syringes distributed per person who injects (2015)	27.0
— Coverage of opioid substitution therapy (2015)	29.3%
— Naloxone available (2016)	...
— Safe injection rooms available (2016)	...

EPIDEMIC ESTIMATES

	2005	2010	2017
New HIV infections			
New HIV infections (all ages)	<200 [<200– <200]	<200 [<200– <500]	<500 [<500– <500]
New HIV infections (0–14)	... [...–...]	... [...–...]	... [...–...]
New HIV infections (women, 15+)	<100 [<100– <100]	<100 [<100– <100]	<100 [<100– <200]
New HIV infections (men, 15+)	<100 [<100– <100]	<200 [<200– <200]	<500 [<500– <500]
HIV incidence per 1000 population	0.04 [0.04–0.04]	0.06 [0.06–0.07]	0.12 [0.11–0.13]
AIDS-related deaths			
AIDS-related deaths (all ages)	<100 [<100– <100]	<100 [<100– <100]	<100 [<100– <100]
AIDS-related deaths (0–14)	... [...–...]	... [...–...]	... [...–...]
AIDS-related deaths (women, 15+)	<100 [<100– <100]	<100 [<100– <100]	<100 [<100– <100]
AIDS-related deaths (men, 15+)	<100 [<100– <100]	<100 [<100– <100]	<100 [<100– <100]
People living with HIV			
People living with HIV (all ages)	1100 [970–1200]	1500 [1400–1600]	2800 [2500–3000]
People living with HIV (0–14)	... [...–...]	... [...–...]	... [...–...]
People living with HIV (women, 15+)	<500 [<500– <500]	<500 [<500– <500]	810 [750–870]
People living with HIV (men, 15+)	760 [680–820]	1100 [970–1100]	1900 [1800–2100]

LAWS AND POLICIES

Laws criminalizing the transmission of, non-disclosure of or exposure to HIV transmission	No, but prosecutions exist based on general criminal laws
Criminalization of sex work among consenting adults	Selling and buying sexual services is criminalized
Criminalization of same-sex sexual acts	No specific legislation
Drug use or possession for personal use is an offence	...
Criminalization of transgender people	Neither criminalized nor prosecuted
Laws or policies restricting the entry, stay and residence of people living with HIV	No
Parental consent for adolescents to access HIV testing	Yes, for adolescents younger than 16 years
Spousal consent for married women to access sexual and reproductive health services	Yes
Mandatory HIV testing for marriage, work or residence permits or for certain groups	Yes

STIGMA AND DISCRIMINATION

Percentage of women and men aged 15–49 years who report discriminatory attitudes towards people living with HIV

Percentage of people living with HIV denied health services because of their HIV status in the last 12 months

Percentage of people living with HIV who reported a health-care professional told others about their HIV status without their consent

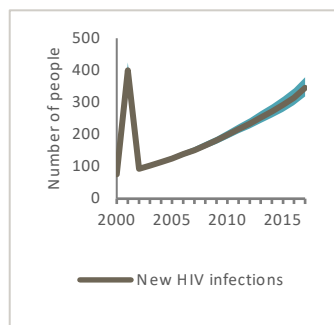
VIOLENCE

Proportion of ever-married or partnered women aged 15–49 years who experienced physical or sexual violence from a male intimate partner in the past 12 months

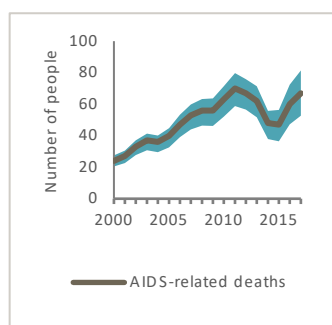
EXPENDITURES

	Financing sources					Total
	Domestic private	Domestic public	International: PEPFAR	International: Global Fund	International: all others	
Last available report: 2012	...	US\$ 2 496 551	US\$ 2 496 551

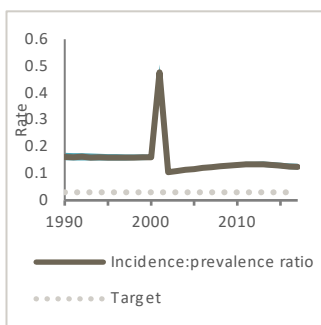
EPIDEMIC TRANSITION METRICS



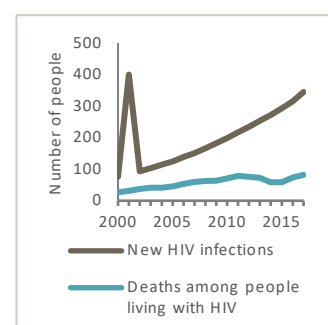
Change in new HIV infections since 2010 = **73%**



Change in AIDS-related deaths since 2010 = **6%**



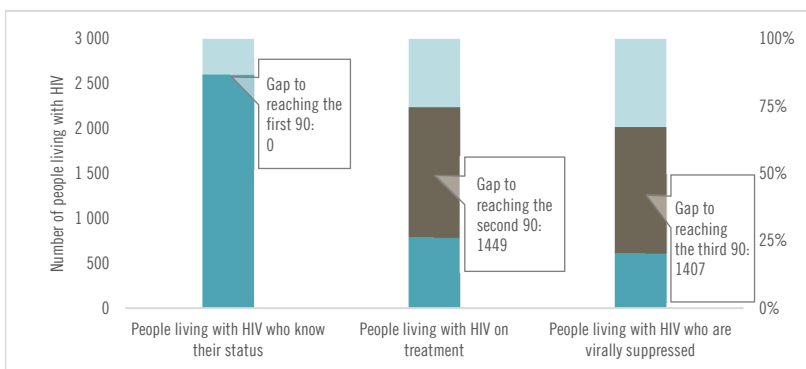
Incidence:prevalence ratio = **0.12**



KEY POPULATIONS

	Sex workers	Gay men and other men who have sex with men	People who inject drugs	Transgender people	Prisoners
Estimated size of population	6 599
HIV prevalence	11.1%	4.7%	2.2%	...	1.1%
Know their HIV status
Antiretroviral therapy coverage	...	65.5%	21.8%	...	30.7%
Condom use	...	42.3%	32%
Coverage of HIV prevention programmes
Avoidance of health care because of stigma and discrimination

HIV TESTING AND TREATMENT CASCADE



All ages	94% [87–>95%]	29% [26–31%]	22% [20–24%]
Children (0–14)	...% [...–...%]	...% [...–...%]	...% [...–...%]
Women (15+)	...% [...–...%]	25% [23–27%]	...% [...–...%]
Men (15+)	...% [...–...%]	30% [27–32%]	...% [...–...%]

Is antiretroviral therapy provided in community settings (such as outside health facilities) for people who are stable on antiretroviral therapy?	No
---	----

ELIMINATION OF MOTHER-TO-CHILD TRANSMISSION

	2010	2017
Percentage of pregnant women living with HIV accessing antiretroviral medicines	...% [...–...%]	...% [...–...%]
Early infant diagnosis	...% [...–...%]	...% [...–...%]

HIV COMORBIDITIES

Estimated number of incident tuberculosis cases among people living with HIV (2016)	50 [42–59]
Proportion of people living with HIV newly enrolled in HIV care with active tuberculosis (2016)	3.9%
Cervical cancer screening of women living with HIV	...
Proportion of people coinfecting with HIV and hepatitis B virus receiving combined treatment	...
Proportion of people coinfecting with HIV and hepatitis C virus starting hepatitis C treatment	...

HIV PREVENTION

Knowledge of HIV prevention among young people aged 15–24 years (2014)	
— Women	67.5%
— Men	71.6%
Condom use at last higher-risk sex (with a non-marital, non-cohabiting partner)	
— Women	...
— Men	...
Women aged 15–49 years who have their demand for family planning satisfied by modern methods	...
Men aged 15–49 years who are circumcised	Not applicable
Male circumcisions performed according to national standards	Not applicable
People who received PrEP at least once during the reporting period (2017)	...

Harm reduction	
— Use of sterile injecting equipment at last injection (2016)	65.9%
— Needles and syringes distributed per person who injects (2017)	28.0
— Coverage of opioid substitution therapy (2017)	22.2%
— Naloxone available (2016)	No
— Safe injection rooms available (2016)	No

EPIDEMIC ESTIMATES

	2005	2010	2017
New HIV infections			
New HIV infections (all ages)	<100 [<100– <100]	<100 [<100– <100]	<100 [<100– <100]
New HIV infections (0–14)	... [...–...]	... [...–...]	... [...–...]
New HIV infections (women, 15+)	<100 [<100– <100]	<100 [<100– <100]	<100 [<100– <100]
New HIV infections (men, 15+)	<100 [<100– <100]	<100 [<100– <100]	<100 [<100– <100]
HIV incidence per 1000 population	0.07 [0.06–0.08]	0.08 [0.07–0.1]	0.1 [0.08–0.13]
AIDS-related deaths			
AIDS-related deaths (all ages)	<100 [<100– <100]	<100 [<100– <100]	<100 [<100– <100]
AIDS-related deaths (0–14)	... [...–...]	... [...–...]	... [...–...]
AIDS-related deaths (women, 15+)	<100 [<100– <100]	<100 [<100– <100]	<100 [<100– <100]
AIDS-related deaths (men, 15+)	<100 [<100– <100]	<100 [<100– <100]	<100 [<100– <100]
People living with HIV			
People living with HIV (all ages)	<500 [<500–500]	660 [580–730]	1100 [940–1200]
People living with HIV (0–14)	... [...–...]	... [...–...]	... [...–...]
People living with HIV (women, 15+)	<100 [<100– <100]	<200 [<200– <200]	<500 [<200– <500]
People living with HIV (men, 15+)	<500 [<500– <500]	530 [<500–600]	850 [730–970]

LAWS AND POLICIES

Laws criminalizing the transmission of, non-disclosure of or exposure to HIV transmission	No, but prosecutions exist based on general criminal laws
Criminalization of sex work among consenting adults	Partial criminalization of sex work
Criminalization of same-sex sexual acts	Laws penalizing same-sex sexual acts have been decriminalized or never existed
Drug use or possession for personal use is an offence	Possession of drugs for personal use is specified as a non-criminal offence
Criminalization of transgender people	Neither criminalized nor prosecuted
Laws or policies restricting the entry, stay and residence of people living with HIV	No
Parental consent for adolescents to access HIV testing	No
Spousal consent for married women to access sexual and reproductive health services	No
Mandatory HIV testing for marriage, work or residence permits or for certain groups	No

STIGMA AND DISCRIMINATION

Percentage of women and men aged 15–49 years who report discriminatory attitudes towards people living with HIV

Percentage of people living with HIV denied health services because of their HIV status in the last 12 months

Percentage of people living with HIV who reported a health-care professional told others about their HIV status without their consent

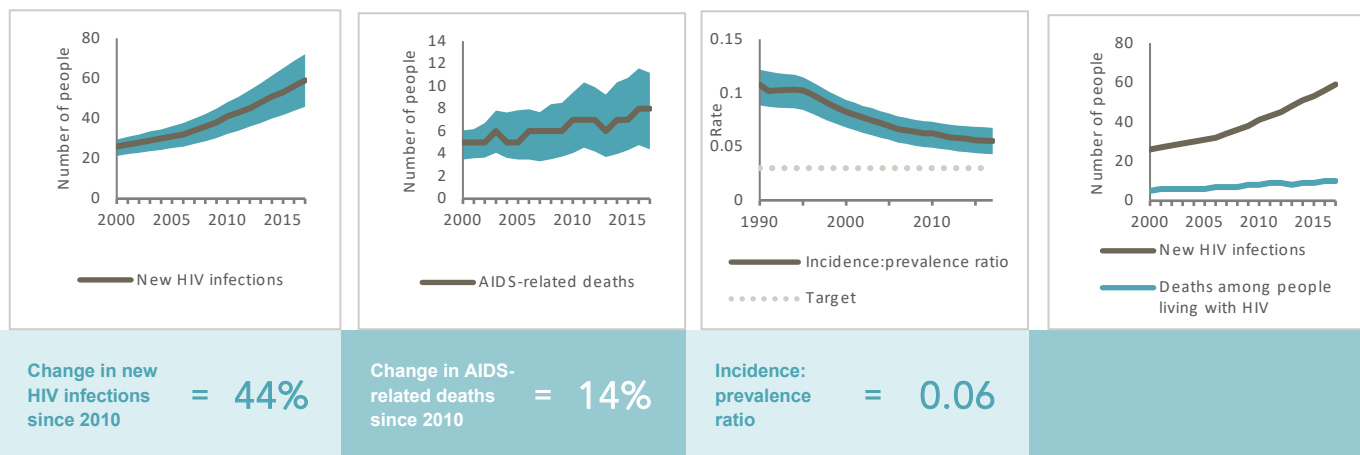
VIOLENCE

Proportion of ever-married or partnered women aged 15–49 years who experienced physical or sexual violence from a male intimate partner in the past 12 months

EXPENDITURES

	Financing sources					Total
	Domestic private	Domestic public	International: PEPFAR	International: Global Fund	International: all others	
Last available report:

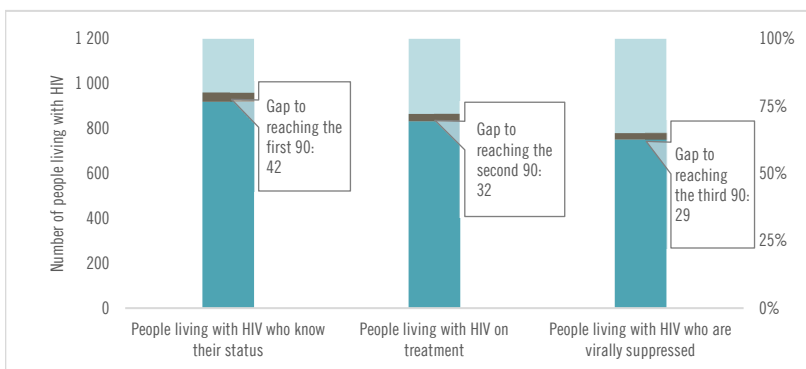
EPIDEMIC TRANSITION METRICS



KEY POPULATIONS

	Sex workers	Gay men and other men who have sex with men	People who inject drugs	Transgender people	Prisoners
Estimated size of population
HIV prevalence	2.63%
Know their HIV status
Antiretroviral therapy coverage	78.6%	77.4%	74.8%	...	73%
Condom use
Coverage of HIV prevention programmes
Avoidance of health care because of stigma and discrimination

HIV TESTING AND TREATMENT CASCADE



	86% [75- >95%]	78% [68-87%]	70% [62-78%]
All ages
Children (0-14)
Women (15+)	...	>95% [>95- >95%]	...
Men (15+)	...	69% [59-79%]	...

Is antiretroviral therapy provided in community settings (such as outside health facilities) for people who are stable on antiretroviral therapy?	Yes
---	-----

ELIMINATION OF MOTHER-TO-CHILD TRANSMISSION

	2010	2017
Percentage of pregnant women living with HIV accessing antiretroviral medicines	...% [...-...%]	...% [...-...%]
Early infant diagnosis	...% [...-...%]	...% [...-...%]

HIV COMORBIDITIES

Estimated number of incident tuberculosis cases among people living with HIV (2016)	5 [3-7]
Proportion of people living with HIV newly enrolled in HIV care with active tuberculosis (2016)	...
Cervical cancer screening of women living with HIV	...
Proportion of people coinfectd with HIV and hepatitis B virus receiving combined treatment	...
Proportion of people coinfectd with HIV and hepatitis C virus starting hepatitis C treatment	...

HIV PREVENTION

Knowledge of HIV prevention among young people aged 15-24 years	
— Women	...
— Men	...
Condom use at last higher-risk sex (with a non-marital, non-cohabiting partner)	
— Women	...
— Men	...
Women aged 15-49 years who have their demand for family planning satisfied by modern methods	...
Men aged 15-49 years who are circumcised	Not applicable
Male circumcisions performed according to national standards	Not applicable
People who received PrEP at least once during the reporting period (2017)	40

Harm reduction	
— Use of sterile injecting equipment at last injection	...
— Needles and syringes distributed per person who injects (2016)	124.0
— Coverage of opioid substitution therapy (2016)	62%
— Naloxone available (2016)	No
— Safe injection rooms available (2016)	Yes

EPIDEMIC ESTIMATES

	2005	2010	2017
New HIV infections			
New HIV infections (all ages)	1100 [1100–1100]	990 [990–990]	500 [500–500]
New HIV infections (0–14)	... [...–...]	... [...–...]	... [...–...]
New HIV infections (women, 15+)	<200 [<200– <500]	<200 [<200– <200]	<100 [<100– <100]
New HIV infections (men, 15+)	900 [890–920]	820 [810–830]	<500 [<500– <500]
HIV incidence per 1000 population	0.07 [0.07–0.07]	0.06 [0.06–0.06]	0.03 [0.03–0.03]
AIDS-related deaths			
AIDS-related deaths (all ages)	<200 [<200– <200]	<200 [<200– <500]	<500 [<200– <500]
AIDS-related deaths (0–14)	... [...–...]	... [...–...]	... [...–...]
AIDS-related deaths (women, 15+)	<100 [<100– <100]	<100 [<100– <100]	<100 [<100– <100]
AIDS-related deaths (men, 15+)	<200 [<200– <200]	<200 [<200– <500]	<200 [<200– <500]
People living with HIV			
People living with HIV (all ages)	16 000 [15 000–17 000]	20 000 [19 000–22 000]	23 000 [21 000–25 000]
People living with HIV (0–14)	... [...–...]	... [...–...]	... [...–...]
People living with HIV (women, 15+)	2800 [2600–3000]	3600 [3400–3900]	4300 [4100–4600]
People living with HIV (men, 15+)	13 000 [12 000–14 000]	16 000 [15 000–18 000]	19 000 [17 000–21 000]

LAWS AND POLICIES

Laws criminalizing the transmission of, non-disclosure of or exposure to HIV transmission	...
Criminalization of sex work among consenting adults	...
Criminalization of same-sex sexual acts	...
Drug use or possession for personal use is an offence	...
Criminalization of transgender people	...
Laws or policies restricting the entry, stay and residence of people living with HIV	...
Parental consent for adolescents to access HIV testing	...
Spousal consent for married women to access sexual and reproductive health services	...
Mandatory HIV testing for marriage, work or residence permits or for certain groups	...

STIGMA AND DISCRIMINATION

Percentage of women and men aged 15–49 years who report discriminatory attitudes towards people living with HIV

Percentage of people living with HIV denied health services because of their HIV status in the last 12 months

Percentage of people living with HIV who reported a health-care professional told others about their HIV status without their consent

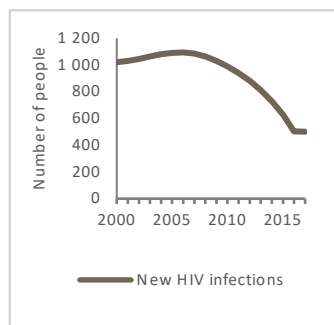
VIOLENCE

Proportion of ever-married or partnered women aged 15–49 years who experienced physical or sexual violence from a male intimate partner in the past 12 months

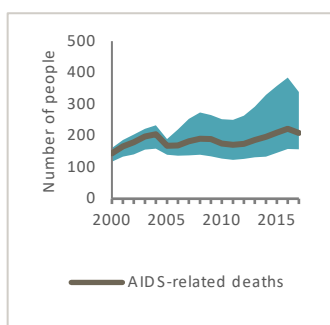
EXPENDITURES

	Financing sources					Total
	Domestic private	Domestic public	International: PEPFAR	International: Global Fund	International: all others	
Last available report:

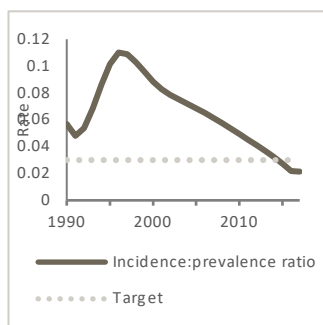
EPIDEMIC TRANSITION METRICS



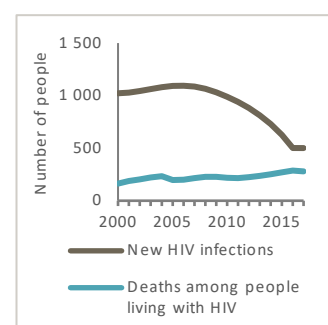
Change in new HIV infections since 2010 = **-49%**



Change in AIDS-related deaths since 2010 = **19%**



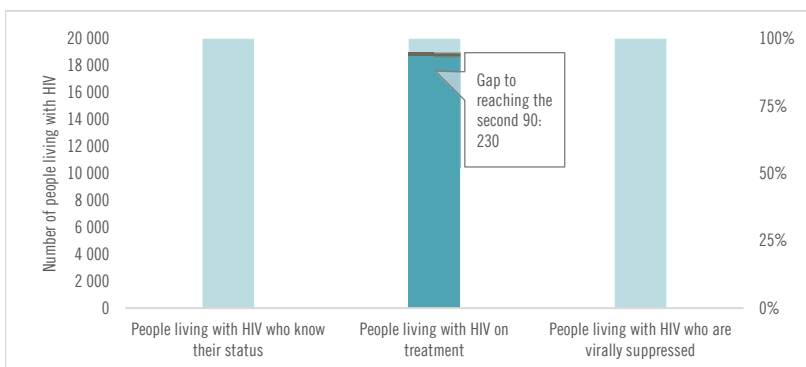
Incidence:prevalence ratio = **0.02**



KEY POPULATIONS

	Sex workers	Gay men and other men who have sex with men	People who inject drugs	Transgender people	Prisoners
Estimated size of population	2 014
HIV prevalence	...	67%
Know their HIV status
Antiretroviral therapy coverage	...	84.6%
Condom use
Coverage of HIV prevention programmes
Avoidance of health care because of stigma and discrimination

HIV TESTING AND TREATMENT CASCADE



	...	80%	...
All ages	[...-...%]	[73-86%]	[...-...%]
Children (0-14)	[...-...%]	[...-...%]	[...-...%]
Women (15+)	[...-...%]	[75-85%]	[...-...%]
Men (15+)	[...-...%]	[72-86%]	[...-...%]

Is antiretroviral therapy provided in community settings (such as outside health facilities) for people who are stable on antiretroviral therapy? ...

ELIMINATION OF MOTHER-TO-CHILD TRANSMISSION

	2010	2017
Percentage of pregnant women living with HIV accessing antiretroviral medicines	...% [...-...%]	...% [...-...%]
Early infant diagnosis	...% [...-...%]	...% [...-...%]

HIV COMORBIDITIES

Estimated number of incident tuberculosis cases among people living with HIV (2016)	34 [28-40]
Proportion of people living with HIV newly enrolled in HIV care with active tuberculosis (2016)	...
Cervical cancer screening of women living with HIV	...
Proportion of people coinfectd with HIV and hepatitis B virus receiving combined treatment	...
Proportion of people coinfectd with HIV and hepatitis C virus starting hepatitis C treatment	...

HIV PREVENTION

Knowledge of HIV prevention among young people aged 15-24 years	...
— Women	...
— Men	...
Condom use at last higher-risk sex (with a non-marital, non-cohabiting partner)	...
— Women	...
— Men	...
Women aged 15-49 years who have their demand for family planning satisfied by modern methods	...
Men aged 15-49 years who are circumcised	Not applicable
Male circumcisions performed according to national standards	Not applicable
People who received PrEP at least once during the reporting period (2017)	...

Harm reduction

- Use of sterile injecting equipment at last injection ...
- Needles and syringes distributed per person who injects ...
- Coverage of opioid substitution therapy ...
- Naloxone available (2016) ...
- Safe injection rooms available (2016) ...

EPIDEMIC ESTIMATES

	2005	2010	2017
New HIV infections			
New HIV infections (all ages)	<500 [<100– <500]	<500 [<200– <500]	<200 [<200– <500]
New HIV infections (0–14)	... [...–...]	... [...–...]	... [...–...]
New HIV infections (women, 15+)	<100 [<100– <100]	<100 [<100– <100]	<100 [<100– <200]
New HIV infections (men, 15+)	<200 [<100– <200]	<200 [<100– <200]	<200 [<200– <500]
HIV incidence per 1000 population	0.04 [0.02–0.05]	0.05 [0.03–0.05]	0.03 [0.03–0.07]
AIDS-related deaths			
AIDS-related deaths (all ages)	<100 [<100– <100]	<100 [<100– <100]	<100 [<100– <100]
AIDS-related deaths (0–14)	... [...–...]	... [...–...]	... [...–...]
AIDS-related deaths (women, 15+)	<100 [<100– <100]	<100 [<100– <100]	<100 [<100– <100]
AIDS-related deaths (men, 15+)	<100 [<100– <100]	<100 [<100– <100]	<100 [<100– <100]
People living with HIV			
People living with HIV (all ages)	2400 [1900–2700]	3500 [2400–3900]	5100 [4200–5700]
People living with HIV (0–14)	... [...–...]	... [...–...]	... [...–...]
People living with HIV (women, 15+)	660 [530–740]	970 [680–1100]	1400 [1200–1600]
People living with HIV (men, 15+)	1700 [1400–1900]	2500 [1700–2800]	3600 [3000–4100]

LAWS AND POLICIES

Laws criminalizing the transmission of, non-disclosure of or exposure to HIV transmission	...
Criminalization of sex work among consenting adults	...
Criminalization of same-sex sexual acts	...
Drug use or possession for personal use is an offence	...
Criminalization of transgender people	...
Laws or policies restricting the entry, stay and residence of people living with HIV	...
Parental consent for adolescents to access HIV testing	...
Spousal consent for married women to access sexual and reproductive health services	...
Mandatory HIV testing for marriage, work or residence permits or for certain groups	...

STIGMA AND DISCRIMINATION

Percentage of women and men aged 15–49 years who report discriminatory attitudes towards people living with HIV	...
Percentage of people living with HIV denied health services because of their HIV status in the last 12 months	...
Percentage of people living with HIV who reported a health-care professional told others about their HIV status without their consent	...

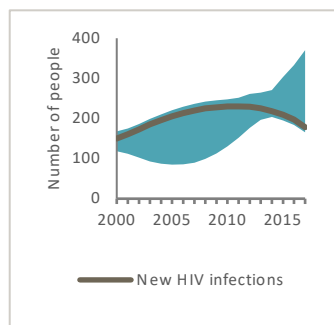
VIOLENCE

Proportion of ever-married or partnered women aged 15–49 years who experienced physical or sexual violence from a male intimate partner in the past 12 months	...
---	-----

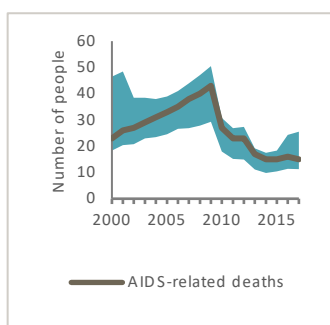
EXPENDITURES

	Financing sources					Total
	Domestic private	Domestic public	International: PEPFAR	International: Global Fund	International: all others	
Last available report:

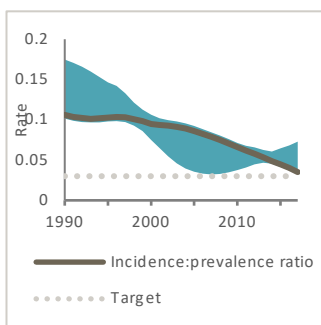
EPIDEMIC TRANSITION METRICS



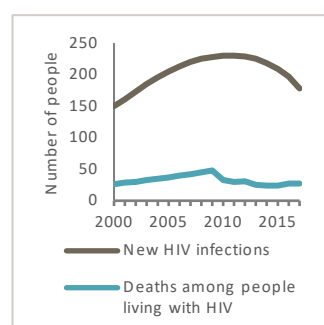
Change in new HIV infections since 2010 = **-23%**



Change in AIDS-related deaths since 2010 = **-44%**



Incidence:prevalence ratio = **0.04**



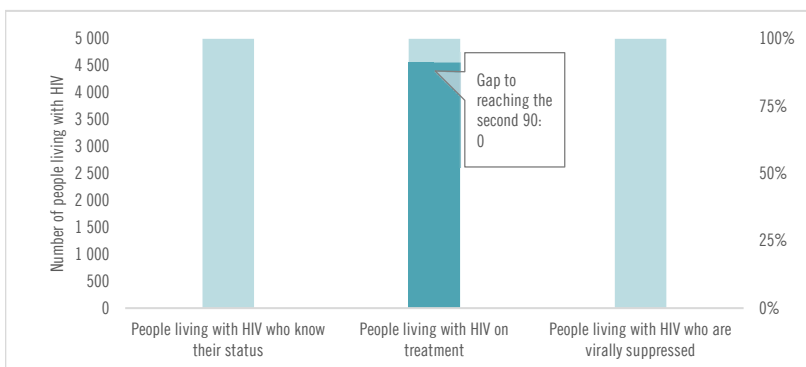
KEY POPULATIONS

	Sex workers	Gay men and other men who have sex with men	People who inject drugs	Transgender people	Prisoners
Estimated size of population
HIV prevalence
Know their HIV status
Antiretroviral therapy coverage
Condom use
Coverage of HIV prevention programmes
Avoidance of health care because of stigma and discrimination

HIV COMORBIDITIES

Estimated number of incident tuberculosis cases among people living with HIV (2016)	14 [9–21]
Proportion of people living with HIV newly enrolled in HIV care with active tuberculosis (2016)	...
Cervical cancer screening of women living with HIV	...
Proportion of people coinfectd with HIV and hepatitis B virus receiving combined treatment	...
Proportion of people coinfectd with HIV and hepatitis C virus starting hepatitis C treatment	...

HIV TESTING AND TREATMENT CASCADE



	...	90% [74– >95%]	...
All ages	[...–...%]		[...–...%]
Children (0–14)	[...–...%]		[...–...%]
Women (15+)	[...–...%]		[...–...%]
Men (15+)	[...–...%]		[...–...%]

Is antiretroviral therapy provided in community settings (such as outside health facilities) for people who are stable on antiretroviral therapy? ...

ELIMINATION OF MOTHER-TO-CHILD TRANSMISSION

	2010	2017
Percentage of pregnant women living with HIV accessing antiretroviral medicines	...% [...–...%]	...% [...–...%]
Early infant diagnosis	...% [...–...%]	...% [...–...%]

HIV PREVENTION

Knowledge of HIV prevention among young people aged 15–24 years	
— Women	...
— Men	...
Condom use at last higher-risk sex (with a non-marital, non-cohabiting partner)	
— Women	...
— Men	...
Women aged 15–49 years who have their demand for family planning satisfied by modern methods	...
Men aged 15–49 years who are circumcised	Not applicable
Male circumcisions performed according to national standards	Not applicable
People who received PrEP at least once during the reporting period (2017)	...
Harm reduction	
— Use of sterile injecting equipment at last injection	...
— Needles and syringes distributed per person who injects (2016)	254.0
— Coverage of opioid substitution therapy (2015)	83%
— Naloxone available (2016)	...
— Safe injection rooms available (2016)	...

EPIDEMIC ESTIMATES

	2005	2010	2017
New HIV infections			
New HIV infections (all ages)	1900 [920–2000]	1300 [810–1400]	710 [<500–1600]
New HIV infections (0–14)	... [...-...]	... [...-...]	... [...-...]
New HIV infections (women, 15+)	<500 [<500–540]	<500 [<500– <500]	<200 [<200– <500]
New HIV infections (men, 15+)	1400 [690–1500]	960 [610–1100]	550 [<500–1200]
HIV incidence per 1000 population	0.18 [0.09–0.2]	0.12 [0.08–0.14]	0.07 [0.04–0.16]
AIDS-related deaths			
AIDS-related deaths (all ages)	920 [680–1100]	870 [<500–1200]	<500 [<200– <500]
AIDS-related deaths (0–14)	... [...-...]	... [...-...]	... [...-...]
AIDS-related deaths (women, 15+)	<200 [<200– <500]	<500 [<100– <500]	<100 [<100– <100]
AIDS-related deaths (men, 15+)	720 [540–850]	660 [<500–920]	<200 [<200– <500]
People living with HIV			
People living with HIV (all ages)	36 000 [30 000–42 000]	38 000 [32 000–44 000]	40 000 [35 000–44 000]
People living with HIV (0–14)	... [...-...]	... [...-...]	... [...-...]
People living with HIV (women, 15+)	9900 [8300–11 000]	11 000 [9200–12 000]	11 000 [10 000–13 000]
People living with HIV (men, 15+)	26 000 [22 000–30 000]	27 000 [23 000–31 000]	28 000 [25 000–32 000]

LAWS AND POLICIES

Laws criminalizing the transmission of, non-disclosure of or exposure to HIV transmission	...
Criminalization of sex work among consenting adults	...
Criminalization of same-sex sexual acts	...
Drug use or possession for personal use is an offence	...
Criminalization of transgender people	...
Laws or policies restricting the entry, stay and residence of people living with HIV	...
Parental consent for adolescents to access HIV testing	...
Spousal consent for married women to access sexual and reproductive health services	...
Mandatory HIV testing for marriage, work or residence permits or for certain groups	...

STIGMA AND DISCRIMINATION

Percentage of women and men aged 15–49 years who report discriminatory attitudes towards people living with HIV	
Percentage of people living with HIV denied health services because of their HIV status in the last 12 months	2013 7.5
Percentage of people living with HIV who reported a health-care professional told others about their HIV status without their consent	2013 11

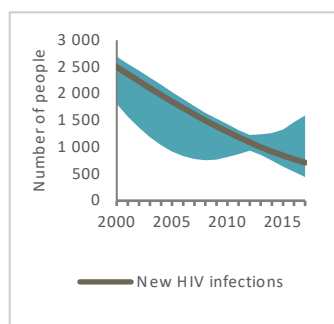
VIOLENCE

Proportion of ever-married or partnered women aged 15–49 years who experienced physical or sexual violence from a male intimate partner in the past 12 months

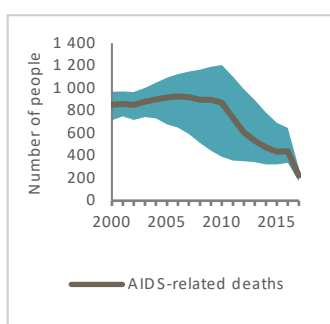
EXPENDITURES

	Financing sources					Total
	Domestic private	Domestic public	International: PEPFAR	International: Global Fund	International: all others	
Last available report: 2013	...	US\$ 274 577 668	US\$ 274 577 668

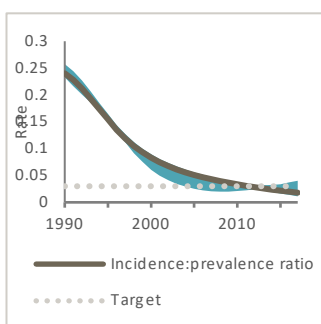
EPIDEMIC TRANSITION METRICS



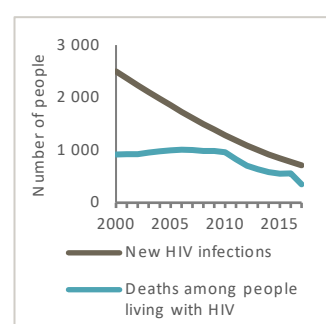
Change in new HIV infections since 2010 = **-45%**



Change in AIDS-related deaths since 2010 = **-74%**



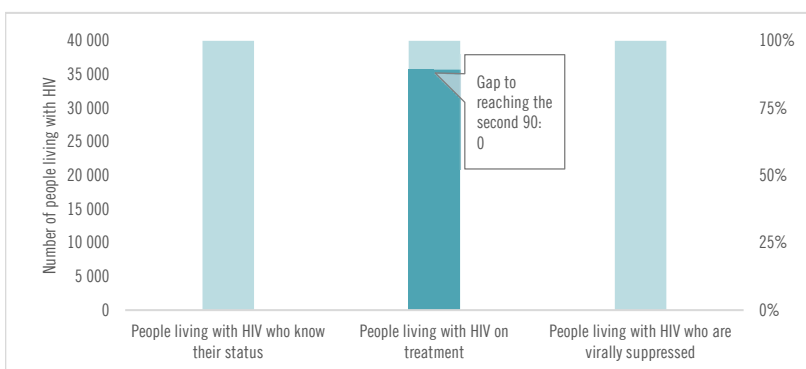
Incidence:prevalence ratio = **0.02**



KEY POPULATIONS

	Sex workers	Gay men and other men who have sex with men	People who inject drugs	Transgender people	Prisoners
Estimated size of population
HIV prevalence	5.7%	17.1%	21.3%
Know their HIV status	47.9%
Antiretroviral therapy coverage
Condom use	68.2%	50.1%
Coverage of HIV prevention programmes
Avoidance of health care because of stigma and discrimination

HIV TESTING AND TREATMENT CASCADE



	...	90% [80- >95%]	...
All ages	[...-...%]		[...-...%]
Children (0-14)	[...-...%]	[...-...%]	[...-...%]
Women (15+)	[...-...%]	91% [81- >95%]	[...-...%]
Men (15+)	[...-...%]	90% [79- >95%]	[...-...%]

Is antiretroviral therapy provided in community settings (such as outside health facilities) for people who are stable on antiretroviral therapy? ...

ELIMINATION OF MOTHER-TO-CHILD TRANSMISSION

	2010	2017
Percentage of pregnant women living with HIV accessing antiretroviral medicines	...% [...-...%]	...% [...-...%]
Early infant diagnosis	...% [...-...%]	...% [...-...%]

HIV COMORBIDITIES

Estimated number of incident tuberculosis cases among people living with HIV (2016)	290 [240-340]
Proportion of people living with HIV newly enrolled in HIV care with active tuberculosis (2016)	...
Cervical cancer screening of women living with HIV	...
Proportion of people coinfectd with HIV and hepatitis B virus receiving combined treatment	...
Proportion of people coinfectd with HIV and hepatitis C virus starting hepatitis C treatment	...

HIV PREVENTION

Knowledge of HIV prevention among young people aged 15-24 years	
— Women	...
— Men	...
Condom use at last higher-risk sex (with a non-marital, non-cohabiting partner)	
— Women	...
— Men	...
Women aged 15-49 years who have their demand for family planning satisfied by modern methods	...
Men aged 15-49 years who are circumcised	Not applicable
Male circumcisions performed according to national standards	Not applicable
People who received PrEP at least once during the reporting period (2017)	...

Harm reduction	
— Use of sterile injecting equipment at last injection	...
— Needles and syringes distributed per person who injects (2016)	110.0
— Coverage of opioid substitution therapy (2015)	60%
— Naloxone available (2016)	...
— Safe injection rooms available (2016)	...

EPIDEMIC ESTIMATES

	2005	2010	2017
New HIV infections			
New HIV infections (all ages)	730 [600–810]	730 [570–820]	660 [510–2100]
New HIV infections (0–14)	... [...-...]	... [...-...]	... [...-...]
New HIV infections (women, 15+)	<200 [<200– <500]	<500 [<200– <500]	<200 [<200–690]
New HIV infections (men, 15+)	<500 [<500–560]	520 [<500–600]	<500 [<500–1500]
HIV incidence per 1000 population	0.03 [0.03–0.04]	0.04 [0.03–0.04]	0.03 [0.03–0.11]
AIDS-related deaths			
AIDS-related deaths (all ages)	<200 [<200– <500]	<200 [<200– <500]	<200 [<200– <500]
AIDS-related deaths (0–14)	... [...-...]	... [...-...]	... [...-...]
AIDS-related deaths (women, 15+)	<100 [<100– <100]	<100 [<100– <100]	<100 [<100– <100]
AIDS-related deaths (men, 15+)	<100 [<100– <100]	<100 [<100– <100]	<200 [<100– <500]
People living with HIV			
People living with HIV (all ages)	9100 [8100–10 000]	13 000 [12 000–14 000]	16 000 [15 000–19 000]
People living with HIV (0–14)	... [...-...]	... [...-...]	... [...-...]
People living with HIV (women, 15+)	2000 [1800–2400]	3200 [2800–3600]	5400 [4800–6700]
People living with HIV (men, 15+)	4800 [4000–5800]	7100 [5800–8200]	11 000 [9100–13 000]

LAWS AND POLICIES

Laws criminalizing the transmission of, non-disclosure of or exposure to HIV transmission	...
Criminalization of sex work among consenting adults	...
Criminalization of same-sex sexual acts	...
Drug use or possession for personal use is an offence	...
Criminalization of transgender people	...
Laws or policies restricting the entry, stay and residence of people living with HIV	...
Parental consent for adolescents to access HIV testing	...
Spousal consent for married women to access sexual and reproductive health services	...
Mandatory HIV testing for marriage, work or residence permits or for certain groups	...

STIGMA AND DISCRIMINATION

Percentage of women and men aged 15–49 years who report discriminatory attitudes towards people living with HIV

Percentage of people living with HIV denied health services because of their HIV status in the last 12 months

Percentage of people living with HIV who reported a health-care professional told others about their HIV status without their consent

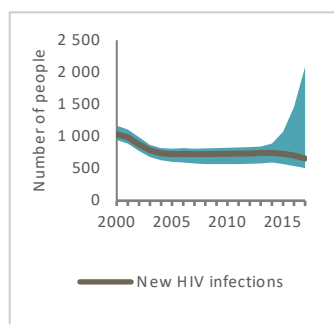
VIOLENCE

Proportion of ever-married or partnered women aged 15–49 years who experienced physical or sexual violence from a male intimate partner in the past 12 months

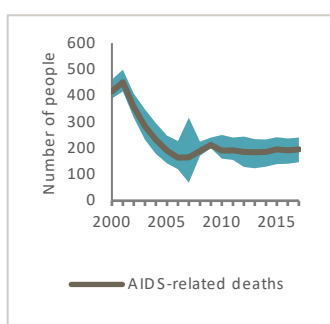
EXPENDITURES

	Financing sources					Total
	Domestic private	Domestic public	International: PEPFAR	International: Global Fund	International: all others	
Last available report: 2014	...	US\$ 98 535 201	US\$ 98 535 201

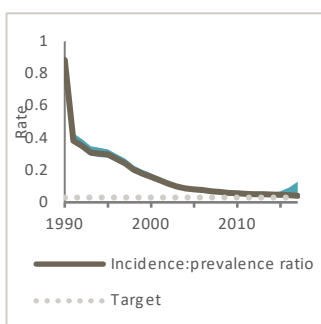
EPIDEMIC TRANSITION METRICS



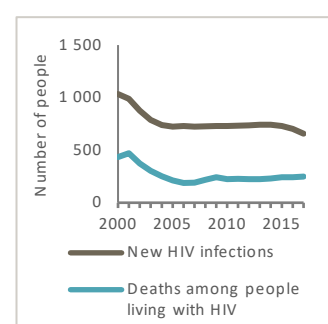
Change in new HIV infections since 2010 = **-10%**



Change in AIDS-related deaths since 2010 = **2%**



Incidence:prevalence ratio = **0.04**



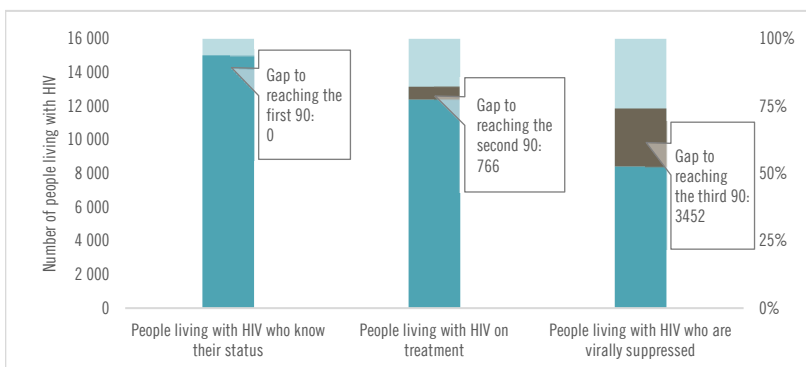
KEY POPULATIONS

	Sex workers	Gay men and other men who have sex with men	People who inject drugs	Transgender people	Prisoners
Estimated size of population	...	10 507	21 000	...	27 455
HIV prevalence	...	18.2%	28.9%
Know their HIV status	4%	...	10%
Antiretroviral therapy coverage	66.8%
Condom use	26%
Coverage of HIV prevention programmes
Avoidance of health care because of stigma and discrimination

HIV COMORBIDITIES

Estimated number of incident tuberculosis cases among people living with HIV (2016)	370 [310–430]
Proportion of people living with HIV newly enrolled in HIV care with active tuberculosis (2016)	...
Cervical cancer screening of women living with HIV	...
Proportion of people coinfecting with HIV and hepatitis B virus receiving combined treatment	...
Proportion of people coinfecting with HIV and hepatitis C virus starting hepatitis C treatment	...

HIV TESTING AND TREATMENT CASCADE



All ages	92% [86–>95%]	76% [71–88%]	52% [48–60%]
Children (0–14)	...% [...–...%]	...% [...–...%]	...% [...–...%]
Women (15+)	...% [...–...%]	94% [85–>95%]	...% [...–...%]
Men (15+)	...% [...–...%]	67% [57–84%]	...% [...–...%]

Is antiretroviral therapy provided in community settings (such as outside health facilities) for people who are stable on antiretroviral therapy? ...

ELIMINATION OF MOTHER-TO-CHILD TRANSMISSION

	2010	2017
Percentage of pregnant women living with HIV accessing antiretroviral medicines	...% [...–...%]	...% [...–...%]
Early infant diagnosis	...% [...–...%]	...% [...–...%]

HIV PREVENTION

Knowledge of HIV prevention among young people aged 15–24 years	...
— Women	...
— Men	...
Condom use at last higher-risk sex (with a non-marital, non-cohabiting partner)	...
— Women	...
— Men	...
Women aged 15–49 years who have their demand for family planning satisfied by modern methods	...
Men aged 15–49 years who are circumcised	Not applicable
Male circumcisions performed according to national standards	Not applicable
People who received PrEP at least once during the reporting period (2017)	...
Harm reduction	...
— Use of sterile injecting equipment at last injection	...
— Needles and syringes distributed per person who injects (2016)	165.91
— Coverage of opioid substitution therapy (2016)	15%
— Naloxone available (2016)	...
— Safe injection rooms available (2016)	...

EPIDEMIC ESTIMATES

	2005	2010	2017
New HIV infections			
New HIV infections (all ages)	<200 [<100– <200]	<200 [<200– <500]	<200 [<100– <500]
New HIV infections (0–14)	... [...–...]	... [...–...]	... [...–...]
New HIV infections (women, 15+)	<100 [<100– <100]	<100 [<100– <100]	<100 [<100– <100]
New HIV infections (men, 15+)	<100 [<100– <100]	<200 [<100– <200]	<200 [<100– <200]
HIV incidence per 1000 population	0.01 [<0.01–0.01]	0.02 [0.02–0.02]	0.02 [<0.01–0.03]
AIDS-related deaths			
AIDS-related deaths (all ages)	<100 [<100– <100]	<100 [<100– <100]	<100 [<100– <100]
AIDS-related deaths (0–14)	... [...–...]	... [...–...]	... [...–...]
AIDS-related deaths (women, 15+)	<100 [<100– <100]	<100 [<100– <100]	<100 [<100– <100]
AIDS-related deaths (men, 15+)	<100 [<100– <100]	<100 [<100– <100]	<100 [<100– <100]
People living with HIV			
People living with HIV (all ages)	1100 [710–1400]	1700 [1300–2100]	2700 [2000–3400]
People living with HIV (0–14)	... [...–...]	... [...–...]	... [...–...]
People living with HIV (women, 15+)	<500 [<500– <500]	520 [<500–640]	830 [610–1000]
People living with HIV (men, 15+)	730 [500–980]	1200 [890–1500]	1900 [1300–2300]

LAWS AND POLICIES

Laws criminalizing the transmission of, non-disclosure of or exposure to HIV transmission	Yes
Criminalization of sex work among consenting adults	Other punitive regulation of sex work
Criminalization of same-sex sexual acts	Laws penalizing same-sex sexual acts have been decriminalized or never existed
Drug use or possession for personal use is an offence	Drug use or consumption is a specific offence in law
Criminalization of transgender people	Neither criminalized nor prosecuted
Laws or policies restricting the entry, stay and residence of people living with HIV	No
Parental consent for adolescents to access HIV testing	Yes, for adolescents younger than 16 years
Spousal consent for married women to access sexual and reproductive health services	No
Mandatory HIV testing for marriage, work or residence permits or for certain groups	Yes

STIGMA AND DISCRIMINATION

Percentage of women and men aged 15–49 years who report discriminatory attitudes towards people living with HIV

Percentage of people living with HIV denied health services because of their HIV status in the last 12 months

Percentage of people living with HIV who reported a health-care professional told others about their HIV status without their consent

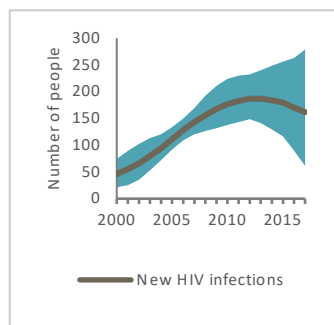
VIOLENCE

Proportion of ever-married or partnered women aged 15–49 years who experienced physical or sexual violence from a male intimate partner in the past 12 months

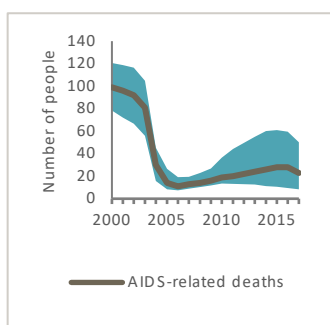
EXPENDITURES

	Financing sources					Total
	Domestic private	Domestic public	International: PEPFAR	International: Global Fund	International: all others	
Last available report: 2013	US\$ 595	US\$ 11 468 548	...	US\$ 4 813 976	US\$ 1845	US\$ 16 333 869

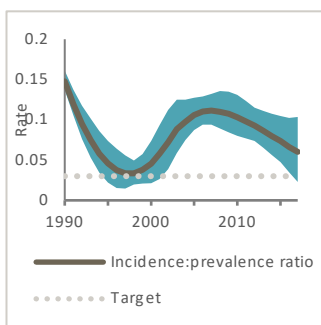
EPIDEMIC TRANSITION METRICS



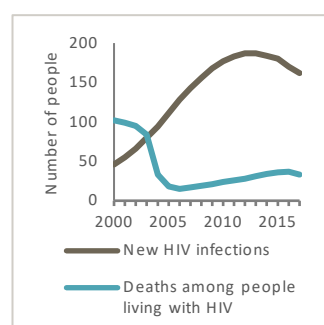
Change in new HIV infections since 2010 = **-8%**



Change in AIDS-related deaths since 2010 = **21%**



Incidence:prevalence ratio = **0.06**



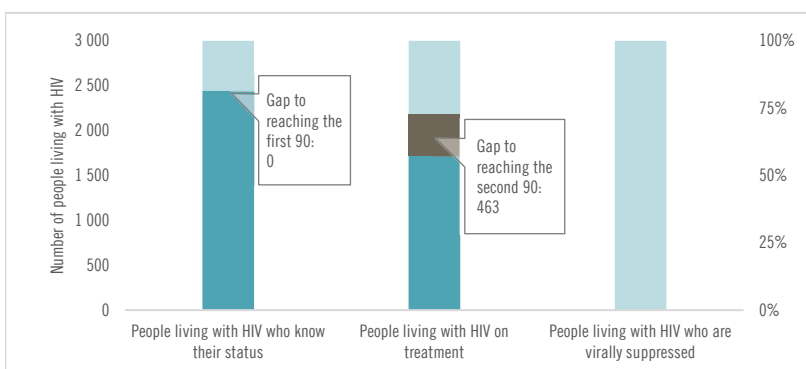
KEY POPULATIONS

	Sex workers	Gay men and other men who have sex with men	People who inject drugs	Transgender people	Prisoners
Estimated size of population	20 000
HIV prevalence
Know their HIV status
Antiretroviral therapy coverage
Condom use	32.4%
Coverage of HIV prevention programmes
Avoidance of health care because of stigma and discrimination

HIV COMORBIDITIES

Estimated number of incident tuberculosis cases among people living with HIV (2016)	10 [6–14]
Proportion of people living with HIV newly enrolled in HIV care with active tuberculosis (2016)	1.8%
Cervical cancer screening of women living with HIV	...
Proportion of people coinfecting with HIV and hepatitis B virus receiving combined treatment	...
Proportion of people coinfecting with HIV and hepatitis C virus starting hepatitis C treatment	...

HIV TESTING AND TREATMENT CASCADE



All ages	91% [66–>95%]	64% [47–80%]	...% [...–...%]
Children (0–14)	...% [...–...%]	...% [...–...%]	...% [...–...%]
Women (15+)	...% [...–...%]	62% [45–77%]	...% [...–...%]
Men (15+)	...% [...–...%]	65% [47–81%]	...% [...–...%]

Is antiretroviral therapy provided in community settings (such as outside health facilities) for people who are stable on antiretroviral therapy?	No
---	----

ELIMINATION OF MOTHER-TO-CHILD TRANSMISSION

	2010	2017
Percentage of pregnant women living with HIV accessing antiretroviral medicines	...% [...–...%]	...% [...–...%]
Early infant diagnosis	...% [...–...%]	...% [...–...%]

HIV PREVENTION

Knowledge of HIV prevention among young people aged 15–24 years	...
— Women	...
— Men	...
Condom use at last higher-risk sex (with a non-marital, non-cohabiting partner)	...
— Women	...
— Men	...
Women aged 15–49 years who have their demand for family planning satisfied by modern methods	...
Men aged 15–49 years who are circumcised	Not applicable
Male circumcisions performed according to national standards	Not applicable
People who received PrEP at least once during the reporting period (2017)	...
Harm reduction	...
— Use of sterile injecting equipment at last injection	...
— Needles and syringes distributed per person who injects	...
— Coverage of opioid substitution therapy (2017)	27%
— Naloxone available (2016)	No
— Safe injection rooms available (2016)	No

EPIDEMIC ESTIMATES

	2005	2010	2017
New HIV infections			
New HIV infections (all ages)	<100 [<100– <100]	<100 [<100– <100]	<200 [<100– <200]
New HIV infections (0–14)	... [...–...]	... [...–...]	... [...–...]
New HIV infections (women, 15+)	<100 [<100– <100]	<100 [<100– <100]	<100 [<100– <100]
New HIV infections (men, 15+)	<100 [<100– <100]	<100 [<100– <100]	<100 [<100– <200]
HIV incidence per 1000 population	<0.01 [<0.01– <0.01]	<0.01 [<0.01–0.02]	0.02 [0.01–0.04]
AIDS-related deaths			
AIDS-related deaths (all ages)	<100 [<100– <100]	<100 [<100– <100]	<100 [<100– <100]
AIDS-related deaths (0–14)	... [...–...]	... [...–...]	... [...–...]
AIDS-related deaths (women, 15+)	<100 [<100– <100]	<100 [<100– <100]	<100 [<100– <100]
AIDS-related deaths (men, 15+)	<100 [<100– <100]	<100 [<100– <100]	<100 [<100– <100]
People living with HIV			
People living with HIV (all ages)	<200 [<200– <500]	<500 [<500–570]	870 [650–1400]
People living with HIV (0–14)	... [...–...]	... [...–...]	... [...–...]
People living with HIV (women, 15+)	<100 [<100– <100]	<200 [<100– <200]	<500 [<200– <500]
People living with HIV (men, 15+)	<200 [<100– <500]	<500 [<200– <500]	620 [<500–980]

LAWS AND POLICIES

Laws criminalizing the transmission of, non-disclosure of or exposure to HIV transmission	...
Criminalization of sex work among consenting adults	...
Criminalization of same-sex sexual acts	...
Drug use or possession for personal use is an offence	...
Criminalization of transgender people	...
Laws or policies restricting the entry, stay and residence of people living with HIV	...
Parental consent for adolescents to access HIV testing	...
Spousal consent for married women to access sexual and reproductive health services	...
Mandatory HIV testing for marriage, work or residence permits or for certain groups	...

STIGMA AND DISCRIMINATION

Percentage of women and men aged 15–49 years who report discriminatory attitudes towards people living with HIV

Percentage of people living with HIV denied health services because of their HIV status in the last 12 months

Percentage of people living with HIV who reported a health-care professional told others about their HIV status without their consent

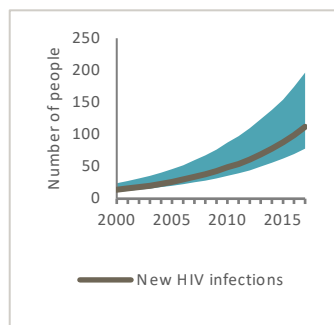
VIOLENCE

Proportion of ever-married or partnered women aged 15–49 years who experienced physical or sexual violence from a male intimate partner in the past 12 months

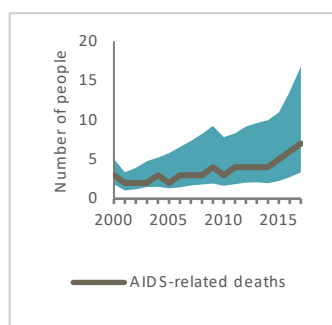
EXPENDITURES

	Financing sources					Total
	Domestic private	Domestic public	International: PEPFAR	International: Global Fund	International: all others	
Last available report:

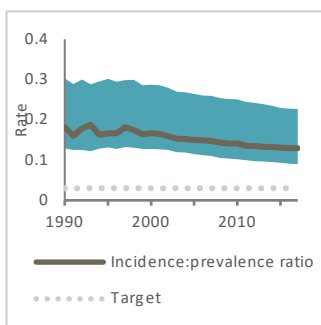
EPIDEMIC TRANSITION METRICS



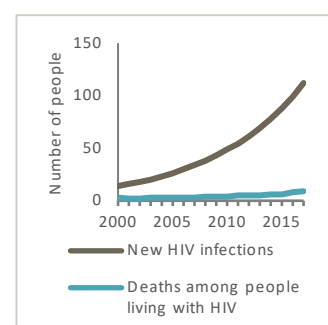
Change in new HIV infections since 2010 = **129%**



Change in AIDS-related deaths since 2010 = **133%**



Incidence:prevalence ratio = **0.13**



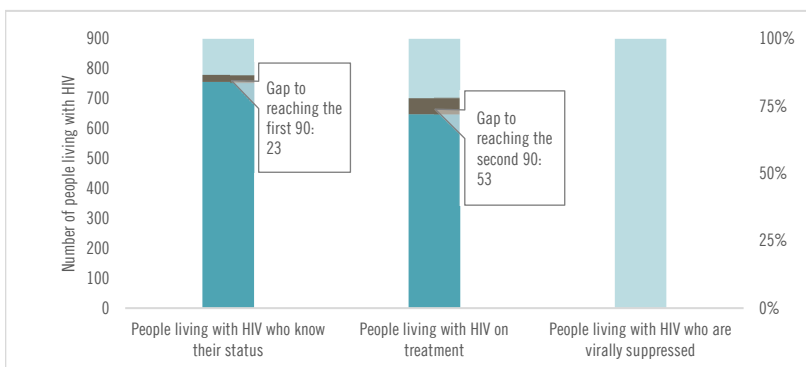
KEY POPULATIONS

	Sex workers	Gay men and other men who have sex with men	People who inject drugs	Transgender people	Prisoners
Estimated size of population
HIV prevalence
Know their HIV status
Antiretroviral therapy coverage
Condom use
Coverage of HIV prevention programmes
Avoidance of health care because of stigma and discrimination

HIV COMORBIDITIES

Estimated number of incident tuberculosis cases among people living with HIV (2016)	0 [0-0]
Proportion of people living with HIV newly enrolled in HIV care with active tuberculosis (2016)	...
Cervical cancer screening of women living with HIV	...
Proportion of people coinfectd with HIV and hepatitis B virus receiving combined treatment	...
Proportion of people coinfectd with HIV and hepatitis C virus starting hepatitis C treatment	...

HIV TESTING AND TREATMENT CASCADE



All ages	87% [66- >95%]	75% [57- >95%]	...% [...-...%]
Children (0-14)	...% [...-...%]	...% [...-...%]	...% [...-...%]
Women (15+)	...% [...-...%]	34% [27-57%]	...% [...-...%]
Men (15+)	...% [...-...%]	91% [66- >95%]	...% [...-...%]

Is antiretroviral therapy provided in community settings (such as outside health facilities) for people who are stable on antiretroviral therapy? ...

ELIMINATION OF MOTHER-TO-CHILD TRANSMISSION

	2010	2017
Percentage of pregnant women living with HIV accessing antiretroviral medicines	...% [...-...%]	...% [...-...%]
Early infant diagnosis	...% [...-...%]	...% [...-...%]

HIV PREVENTION

Knowledge of HIV prevention among young people aged 15-24 years	...
— Women	...
— Men	...
Condom use at last higher-risk sex (with a non-marital, non-cohabiting partner)	...
— Women	...
— Men	...
Women aged 15-49 years who have their demand for family planning satisfied by modern methods	...
Men aged 15-49 years who are circumcised	Not applicable
Male circumcisions performed according to national standards	Not applicable
People who received PrEP at least once during the reporting period (2017)	...
Harm reduction	...
— Use of sterile injecting equipment at last injection	...
— Needles and syringes distributed per person who injects	...
— Coverage of opioid substitution therapy	...
— Naloxone available (2016)	...
— Safe injection rooms available (2016)	...

EPIDEMIC ESTIMATES

	2005	2010	2017
New HIV infections			
New HIV infections (all ages)	<100 [<100– <100]	<100 [<100– <100]	<100 [<100– <200]
New HIV infections (0–14)	... [...–...]	... [...–...]	... [...–...]
New HIV infections (women, 15+)	<100 [<100– <100]	<100 [<100– <100]	<100 [<100– <100]
New HIV infections (men, 15+)	<100 [<100– <100]	<100 [<100– <100]	<100 [<100– <200]
HIV incidence per 1000 population	0.02 [0.02–0.03]	0.03 [0.02–0.03]	0.03 [<0.01–0.06]
AIDS-related deaths			
AIDS-related deaths (all ages)	<100 [<100– <100]	<100 [<100– <100]	<100 [<100– <100]
AIDS-related deaths (0–14)	... [...–...]	... [...–...]	... [...–...]
AIDS-related deaths (women, 15+)	<100 [<100– <100]	<100 [<100– <100]	<100 [<100– <100]
AIDS-related deaths (men, 15+)	<100 [<100– <100]	<100 [<100– <100]	<100 [<100– <100]
People living with HIV			
People living with HIV (all ages)	<500 [<500– <500]	630 [530–740]	970 [710–1300]
People living with HIV (0–14)	... [...–...]	... [...–...]	... [...–...]
People living with HIV (women, 15+)	<100 [<100– <100]	<100 [<100– <100]	<100 [<100– <200]
People living with HIV (men, 15+)	<500 [<500– <500]	570 [<500–670]	880 [640–1200]

LAWS AND POLICIES

Laws criminalizing the transmission of, non-disclosure of or exposure to HIV transmission	...
Criminalization of sex work among consenting adults	...
Criminalization of same-sex sexual acts	...
Drug use or possession for personal use is an offence	...
Criminalization of transgender people	...
Laws or policies restricting the entry, stay and residence of people living with HIV	...
Parental consent for adolescents to access HIV testing	...
Spousal consent for married women to access sexual and reproductive health services	...
Mandatory HIV testing for marriage, work or residence permits or for certain groups	...

STIGMA AND DISCRIMINATION

Percentage of women and men aged 15–49 years who report discriminatory attitudes towards people living with HIV

Percentage of people living with HIV denied health services because of their HIV status in the last 12 months

Percentage of people living with HIV who reported a health-care professional told others about their HIV status without their consent

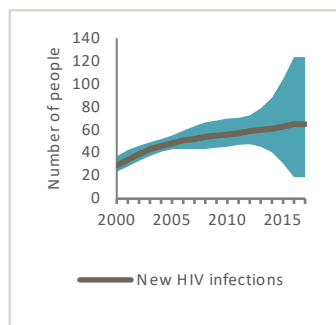
VIOLENCE

Proportion of ever-married or partnered women aged 15–49 years who experienced physical or sexual violence from a male intimate partner in the past 12 months

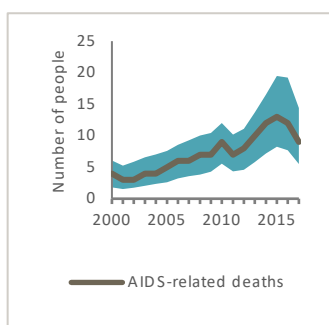
EXPENDITURES

	Financing sources					Total
	Domestic private	Domestic public	International: PEPFAR	International: Global Fund	International: all others	
Last available report:

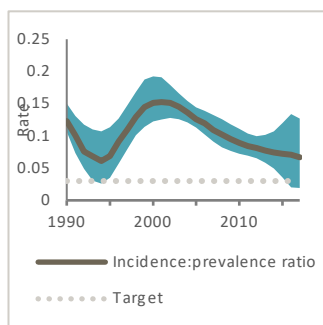
EPIDEMIC TRANSITION METRICS



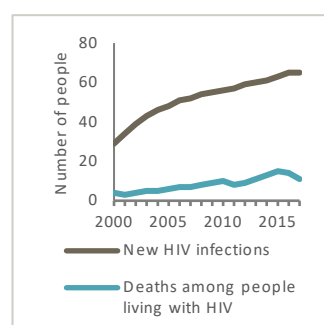
Change in new HIV infections since 2010 = 16%



Change in AIDS-related deaths since 2010 = 0%



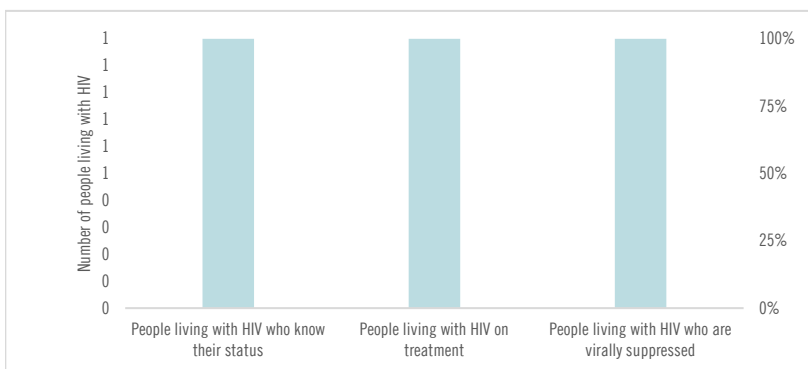
Incidence:prevalence ratio = 0.07



KEY POPULATIONS

	Sex workers	Gay men and other men who have sex with men	People who inject drugs	Transgender people	Prisoners
Estimated size of population	3 380
HIV prevalence	...	5.8%	0%
Know their HIV status	...	63%
Antiretroviral therapy coverage
Condom use	...	54%
Coverage of HIV prevention programmes
Avoidance of health care because of stigma and discrimination

HIV TESTING AND TREATMENT CASCADE



	...	70%	...
All ages	[...-...%]	[51-94%]	[...-...%]
Children (0-14)	[...-...%]	[...-...%]	[...-...%]
Women (15+)	[...-...%]	[50-93%]	[...-...%]
Men (15+)	[...-...%]	[51-93%]	[...-...%]

Is antiretroviral therapy provided in community settings (such as outside health facilities) for people who are stable on antiretroviral therapy? ...

ELIMINATION OF MOTHER-TO-CHILD TRANSMISSION

	2010	2017
Percentage of pregnant women living with HIV accessing antiretroviral medicines	...% [...-...%]	...% [...-...%]
Early infant diagnosis	...% [...-...%]	...% [...-...%]

HIV COMORBIDITIES

Estimated number of incident tuberculosis cases among people living with HIV (2016)	1 [1-2]
Proportion of people living with HIV newly enrolled in HIV care with active tuberculosis (2016)	...
Cervical cancer screening of women living with HIV	...
Proportion of people coinfecting with HIV and hepatitis B virus receiving combined treatment	...
Proportion of people coinfecting with HIV and hepatitis C virus starting hepatitis C treatment	...

HIV PREVENTION

Knowledge of HIV prevention among young people aged 15-24 years	
— Women	...
— Men	...
Condom use at last higher-risk sex (with a non-marital, non-cohabiting partner)	
— Women	...
— Men	...
Women aged 15-49 years who have their demand for family planning satisfied by modern methods	...
Men aged 15-49 years who are circumcised	Not applicable
Male circumcisions performed according to national standards	Not applicable
People who received PrEP at least once during the reporting period (2017)	2

Harm reduction	
— Use of sterile injecting equipment at last injection	...
— Needles and syringes distributed per person who injects (2016)	567 233
— Coverage of opioid substitution therapy (2016)	65%
— Naloxone available (2016)	...
— Safe injection rooms available (2016)	...

EPIDEMIC ESTIMATES

	2005	2010	2017
New HIV infections			
New HIV infections (all ages)	4500 [3800–5000]	4600 [3800–5000]	4100 [3200–4600]
New HIV infections (0–14)	... [...–...]	... [...–...]	... [...–...]
New HIV infections (women, 15+)	850 [740–960]	860 [740–980]	790 [670–930]
New HIV infections (men, 15+)	3600 [2900–4100]	3700 [2900–4100]	3300 [2400–3900]
HIV incidence per 1000 population	0.1 [0.09–0.11]	0.1 [0.08–0.11]	0.09 [0.07–0.1]
AIDS-related deaths			
AIDS-related deaths (all ages)	... [...–...]	... [...–...]	... [...–...]
AIDS-related deaths (0–14)	... [...–...]	... [...–...]	... [...–...]
AIDS-related deaths (women, 15+)	... [...–...]	... [...–...]	... [...–...]
AIDS-related deaths (men, 15+)	... [...–...]	... [...–...]	... [...–...]
People living with HIV			
People living with HIV (all ages)	120 000 [100 000–130 000]	140 000 [120 000–150 000]	150 000 [140 000–170 000]
People living with HIV (0–14)	... [...–...]	... [...–...]	... [...–...]
People living with HIV (women, 15+)	26 000 [23 000–29 000]	30 000 [27 000–33 000]	33 000 [30 000–37 000]
People living with HIV (men, 15+)	92 000 [79 000–100 000]	110 000 [94 000–120 000]	120 000 [100 000–130 000]

LAWS AND POLICIES

Laws criminalizing the transmission of, non-disclosure of or exposure to HIV transmission	No, but prosecutions exist based on general criminal laws
Criminalization of sex work among consenting adults	...
Criminalization of same-sex sexual acts	Laws penalizing same-sex sexual acts have been decriminalized or never existed
Drug use or possession for personal use is an offence	...
Criminalization of transgender people	Neither criminalized nor prosecuted
Laws or policies restricting the entry, stay and residence of people living with HIV	No
Parental consent for adolescents to access HIV testing	Yes, for adolescents younger than 16 years
Spousal consent for married women to access sexual and reproductive health services	No
Mandatory HIV testing for marriage, work or residence permits or for certain groups	No

STIGMA AND DISCRIMINATION

Percentage of women and men aged 15–49 years who report discriminatory attitudes towards people living with HIV

Percentage of people living with HIV denied health services because of their HIV status in the last 12 months

Percentage of people living with HIV who reported a health-care professional told others about their HIV status without their consent

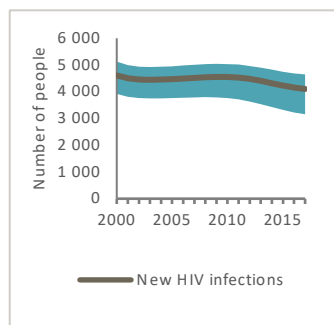
VIOLENCE

Proportion of ever-married or partnered women aged 15–49 years who experienced physical or sexual violence from a male intimate partner in the past 12 months

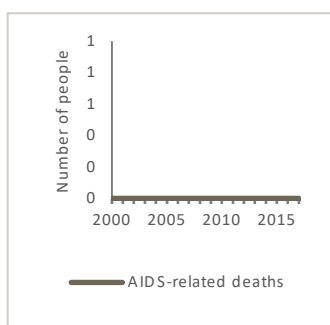
EXPENDITURES

	Financing sources					Total
	Domestic private	Domestic public	International: PEPFAR	International: Global Fund	International: all others	
Last available report: 2013	...	US\$ 918 865 056	US\$ 919 488 342

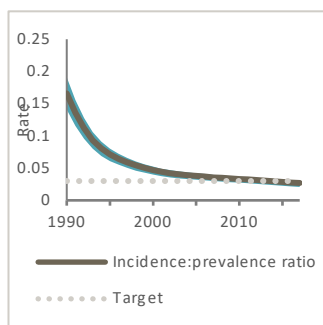
EPIDEMIC TRANSITION METRICS



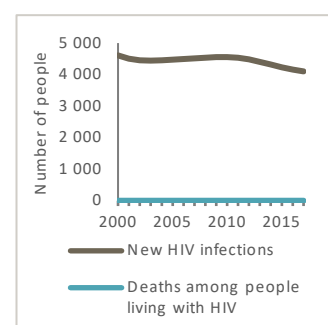
Change in new HIV infections since 2010 = **-10%**



Change in AIDS-related deaths since 2010 =



Incidence:prevalence ratio = **0.03**



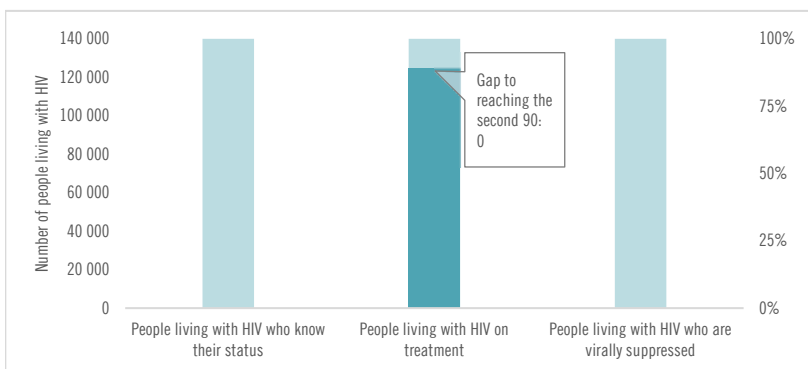
KEY POPULATIONS

	Sex workers	Gay men and other men who have sex with men	People who inject drugs	Transgender people	Prisoners
Estimated size of population	45 000	890 235	9 879	...	39 357
HIV prevalence	...	11.3%	5.4%
Know their HIV status
Antiretroviral therapy coverage
Condom use
Coverage of HIV prevention programmes
Avoidance of health care because of stigma and discrimination

HIV COMORBIDITIES

Estimated number of incident tuberculosis cases among people living with HIV (2016)	340 [290–410]
Proportion of people living with HIV newly enrolled in HIV care with active tuberculosis (2016)	...
Cervical cancer screening of women living with HIV	...
Proportion of people coinfecting with HIV and hepatitis B virus receiving combined treatment	...
Proportion of people coinfecting with HIV and hepatitis C virus starting hepatitis C treatment	...

HIV TESTING AND TREATMENT CASCADE



	...	82%	...
All ages	[...-...%]	[73–91%]	[...-...%]
Children (0–14)	[...-...%]	[...-...%]	[...-...%]
Women (15+)	[...-...%]	[74–91%]	[...-...%]
Men (15+)	[...-...%]	[72–93%]	[...-...%]

Is antiretroviral therapy provided in community settings (such as outside health facilities) for people who are stable on antiretroviral therapy? **No**

ELIMINATION OF MOTHER-TO-CHILD TRANSMISSION

	2010	2017
Percentage of pregnant women living with HIV accessing antiretroviral medicines	...% [...-...%]	...% [...-...%]
Early infant diagnosis	...% [...-...%]	...% [...-...%]

HIV PREVENTION

Knowledge of HIV prevention among young people aged 15–24 years	...
— Women	...
— Men	...
Condom use at last higher-risk sex (with a non-marital, non-cohabiting partner)	...
— Women	...
— Men	...
Women aged 15–49 years who have their demand for family planning satisfied by modern methods	...
Men aged 15–49 years who are circumcised	Not applicable
Male circumcisions performed according to national standards	Not applicable
People who received PrEP at least once during the reporting period (2017)	...
Harm reduction	...
— Use of sterile injecting equipment at last injection	...
— Needles and syringes distributed per person who injects (2015)	130.0
— Coverage of opioid substitution therapy (2015)	17.1%
— Naloxone available (2016)	Yes
— Safe injection rooms available (2016)	Yes

EPIDEMIC ESTIMATES

	2005	2010	2017
New HIV infections			
New HIV infections (all ages)	... [...-...]	42 000 [33 000-47 000]	... [...-...]
New HIV infections (0-14)	... [...-...]	... [...-...]	... [...-...]
New HIV infections (women, 15+)	... [...-...]	... [...-...]	... [...-...]
New HIV infections (men, 15+)	... [...-...]	... [...-...]	... [...-...]
HIV incidence per 1000 population	... [...-...]	0.14 [0.11-0.16]	... [...-...]
AIDS-related deaths			
AIDS-related deaths (all ages)	... [...-...]	... [...-...]	... [...-...]
AIDS-related deaths (0-14)	... [...-...]	... [...-...]	... [...-...]
AIDS-related deaths (women, 15+)	... [...-...]	... [...-...]	... [...-...]
AIDS-related deaths (men, 15+)	... [...-...]	... [...-...]	... [...-...]
People living with HIV			
People living with HIV (all ages)	... [...-...]	1 000 000 [880 000-1 100 000]	... [...-...]
People living with HIV (0-14)	... [...-...]	... [...-...]	... [...-...]
People living with HIV (women, 15+)	... [...-...]	... [...-...]	... [...-...]
People living with HIV (men, 15+)	... [...-...]	... [...-...]	... [...-...]

LAWS AND POLICIES

Laws criminalizing the transmission of, non-disclosure of or exposure to HIV transmission	...
Criminalization of sex work among consenting adults	...
Criminalization of same-sex sexual acts	...
Drug use or possession for personal use is an offence	...
Criminalization of transgender people	...
Laws or policies restricting the entry, stay and residence of people living with HIV	...
Parental consent for adolescents to access HIV testing	...
Spousal consent for married women to access sexual and reproductive health services	No
Mandatory HIV testing for marriage, work or residence permits or for certain groups	No

STIGMA AND DISCRIMINATION

Percentage of women and men aged 15-49 years who report discriminatory attitudes towards people living with HIV

Percentage of people living with HIV denied health services because of their HIV status in the last 12 months

Percentage of people living with HIV who reported a health-care professional told others about their HIV status without their consent

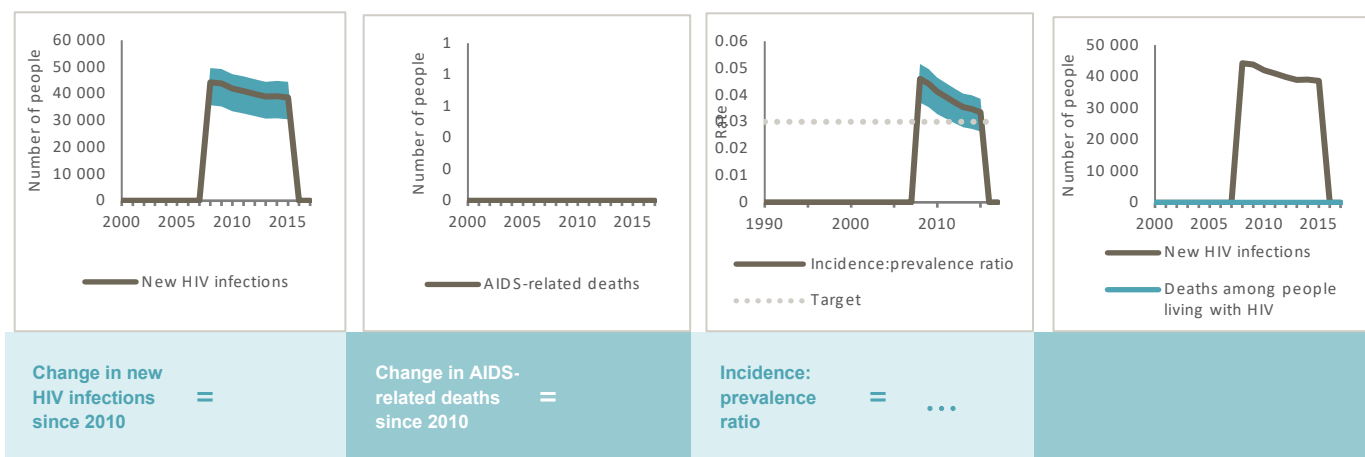
VIOLENCE

Proportion of ever-married or partnered women aged 15-49 years who experienced physical or sexual violence from a male intimate partner in the past 12 months

EXPENDITURES

	Financing sources					Total
	Domestic private	Domestic public	International: PEPFAR	International: Global Fund	International: all others	
Last available report:

EPIDEMIC TRANSITION METRICS



KEY POPULATIONS

	Sex workers	Gay men and other men who have sex with men	People who inject drugs	Transgender people	Prisoners
Estimated size of population
HIV prevalence	...	14.5%	3.6%
Know their HIV status
Antiretroviral therapy coverage
Condom use	...	42%	26%
Coverage of HIV prevention programmes
Avoidance of health care because of stigma and discrimination

HIV TESTING AND TREATMENT CASCADE



	...% [...-...%]	...% [...-...%]	...% [...-...%]
All ages
Children (0-14)
Women (15+)
Men (15+)

Is antiretroviral therapy provided in community settings (such as outside health facilities) for people who are stable on antiretroviral therapy? ...

ELIMINATION OF MOTHER-TO-CHILD TRANSMISSION

	2010	2017
Percentage of pregnant women living with HIV accessing antiretroviral medicines	...% [...-...%]	...% [...-...%]
Early infant diagnosis	...% [...-...%]	...% [...-...%]


HIV COMORBIDITIES

Estimated number of incident tuberculosis cases among people living with HIV (2016)	560 [470-650]
Proportion of people living with HIV newly enrolled in HIV care with active tuberculosis (2016)	...
Cervical cancer screening of women living with HIV	...
Proportion of people coinfectd with HIV and hepatitis B virus receiving combined treatment	...
Proportion of people coinfectd with HIV and hepatitis C virus starting hepatitis C treatment	...

HIV PREVENTION

Knowledge of HIV prevention among young people aged 15-24 years	
— Women	...
— Men	...
Condom use at last higher-risk sex (with a non-marital, non-cohabiting partner)	
— Women	...
— Men	...
Women aged 15-49 years who have their demand for family planning satisfied by modern methods	...
Men aged 15-49 years who are circumcised	Not applicable
Male circumcisions performed according to national standards	Not applicable
People who received PrEP at least once during the reporting period (2017)	33 273

Harm reduction	
— Use of sterile injecting equipment at last injection (2014)	35%
— Needles and syringes distributed per person who injects	...
— Coverage of opioid substitution therapy	...
— Naloxone available (2016)	...
— Safe injection rooms available (2016)	...



METHODS

Methods for deriving UNAIDS estimates

INTRODUCTION

UNAIDS annually provides revised global, regional and country-specific modelled estimates using the best available epidemiological and programmatic data to track the HIV epidemic. Modelled estimates are required because it is impossible to count the exact number of people living with HIV, people who are newly infected with HIV or people who have died from AIDS-related illness in any country: doing so would require regularly testing every person for HIV and investigating all deaths, which is logistically impossible and ethically problematic. Modelled estimates—and the lower and upper bounds around these estimates—provide a scientifically appropriate way of describing HIV epidemic levels and trends.

PARTNERSHIPS IN DEVELOPING METHODS FOR UNAIDS ESTIMATES

Country teams use UNAIDS-supported software to develop estimates annually. The country teams are primarily comprised of demographers, epidemiologists, monitoring and evaluation specialists, and technical partners.

The software used to produce the estimates is Spectrum, which is developed by Avenir Health, and the Estimates and Projections Package, which is developed by the East–West Center.¹ The UNAIDS Reference Group on Estimates, Modelling and Projections provides technical guidance on the development of the HIV component of the software.²

A BRIEF DESCRIPTION OF METHODS USED BY UNAIDS TO CREATE ESTIMATES

For countries where HIV transmission is high enough to sustain an epidemic in the general population, available epidemiological data typically consist of HIV prevalence results from pregnant women attending antenatal clinics and from nationally representative population-based surveys. Many countries have historically conducted HIV sentinel surveillance among women attending antenatal clinics, which requires collecting data from a selection of clinics for several months every few years. More recently, many countries have stopped conducting sentinel surveillance and are now using the data from

the routine HIV tests conducted when pregnant women at antenatal clinics are tested as part of programmes for the prevention of mother-to-child transmission. These data avoid the need to conduct a separate surveillance effort, and they provide a complete set of data from all clinics instead of samples from specific sites.

The prevalence trends among pregnant women at antenatal clinics, whether determined from surveillance or routine data, can be used to inform estimates of national prevalence trends, whereas data from population-based surveys—which are conducted less frequently but have broader geographical coverage and also include men—are more useful for informing estimates of national HIV prevalence levels. Data from these surveys also contribute to estimating age- and sex-specific HIV prevalence levels and trends. For a few countries in sub-Saharan Africa that have not conducted population-based surveys, HIV prevalence levels are adjusted based on comparisons of antenatal clinic surveillance and population-based survey data from other countries in the region. HIV prevalence trends and numbers of people on antiretroviral therapy are then used to derive an estimate of HIV incidence trends.

Historically, countries with high HIV transmission have produced separate HIV prevalence and incidence trends for rural and urban areas when there are well-established geographical differences in prevalence. To better describe and account for further geographical heterogeneity, an increasing number of countries have produced subnational estimates (e.g. at the level of the province or state) that, in some cases, also account for rural and urban differences. These subnational or rural–urban estimates and trends are then aggregated to obtain national estimates.

In the remaining countries, where HIV transmission largely occurs among key populations at higher risk of HIV and the epidemic can be described as low-level, the estimates are derived from either surveillance among key populations and the general low-risk population, or from HIV case reporting data, depending on which data are most reliable in a particular country. In countries with high-quality HIV surveillance data among the key populations, the data from repeated HIV prevalence studies focused on key populations are used to derive

¹ More information on Avenir Health can be found at www.avenirhealth.org. The East–West Center website can be found at www.eastwestcenter.org.

² For more on the UNAIDS Reference Group on Estimates, Modelling and Projections, please visit www.epidem.org.

national estimates and trends. Estimates of the size of key populations are increasingly derived empirically in each country; when studies are not available, they are derived based on regional values and consensus among experts. Other data sources—including HIV case reporting data, population-based surveys and surveillance among pregnant women—are used to estimate the HIV prevalence in the general low-risk population. The HIV prevalence curves and numbers of people on antiretroviral therapy are then used to derive national HIV incidence trends.

For most countries in western and central Europe and North America—and many countries in Latin America, the Caribbean and the Middle East and North Africa that have insufficient HIV surveillance or survey data, but which have robust disease reporting systems—HIV case reporting and AIDS-related mortality data from vital registration systems are used directly to inform trends and levels in national HIV prevalence and incidence. These methods also allow countries to take into account evidence of underreporting or reporting delays in HIV case report data, as well as the misclassification of deaths from AIDS-related illness.

In all countries where UNAIDS supports the development of estimates, assumptions about the effectiveness of HIV programme scale-up and patterns of HIV transmission and disease progression are used to obtain age- and sex-specific estimates of (a) people living with HIV, (b) people newly infected with HIV, (c) people dying from AIDS-related illness and (d) other important indicators (including treatment programme coverage statistics). These assumptions are based on systematic literature reviews and analyses of research study data by scientific experts. Demographic population data, including fertility estimates, are derived from the United Nations Population Division's World Population Prospects 2017 data.

Selected inputs into the model—including the number of people on antiretroviral therapy and the number of women accessing services for the prevention of mother-to-child transmission of HIV by type of regimen—are reviewed and validated in partnership with the United Nations Children's Fund (UNICEF), the World Health Organization (WHO), the Global Fund to Fight AIDS, Tuberculosis and Malaria (the Global Fund), and selected technical partners.

Final country-submitted files containing the modelled outputs are reviewed at UNAIDS to ensure that the results are comparable across regions and countries and over time.

UNCERTAINTY BOUNDS AROUND UNAIDS ESTIMATES

The estimation software calculates uncertainty bounds around each estimate. These bounds define the range within which the true value lies (if it can be measured). Narrow bounds indicate that an estimate is precise, while wide bounds indicate greater uncertainty regarding the estimate.

In countries using HIV surveillance data, the quantity and source of the data available partly determine the precision of the estimates: countries with more HIV surveillance data have smaller ranges than countries with less surveillance data or smaller sample sizes. Countries in which a national population-based survey has been conducted generally have smaller ranges around estimates than countries where such surveys have not been conducted, while countries producing subnational estimates at the provincial level have wider ranges. In countries using HIV case reporting and AIDS-related mortality data, the number of years of data and the magnitude of the cases reported or the deaths from AIDS-related illness observed will contribute to the precision of the estimate.

The assumptions required to arrive at the estimate also contribute to the width of the ranges around the estimates: in brief, the more assumptions that are made, the wider the uncertainty range, since each assumption introduces additional uncertainties. For example, the ranges around the estimates of adult HIV prevalence are smaller than those around the estimates of HIV incidence among children, which require additional data on prevalence among pregnant women and the probability of mother-to-child HIV transmission, each of which have their own additional uncertainty.

UNAIDS is confident that the actual numbers of people living with HIV, people who are newly infected with HIV or people who have died from AIDS-related illness lie within the reported ranges. Over time, more and better data from countries will steadily reduce uncertainty.

IMPROVEMENTS TO THE 2018 UNAIDS ESTIMATES MODEL

Country teams create new Spectrum files every year. The files may differ from one year to the next for two reasons. First, new surveillance and programme data are entered into the model; this can change HIV prevalence and incidence trends over time, including for past years.

Second, improvements are incorporated into the model based on the latest available science and statistical methods that lead to the creation of more accurate trends in HIV incidence. Due to these improvements to the model and the addition of new data to create the estimates, the results from previous years cannot be compared with the results from this year. However, a full historical set of estimates are created each year, enabling a description of trends over time.

Between the previous estimates and the 2018 estimates, the following changes were applied to the model under the guidance of the UNAIDS Reference Group on Estimates, Modelling and Projections and based on the latest scientific evidence.

- Demographic data in the models were updated from the World Population Prospects 2015 estimates to the 2017 estimates.
- Assumptions about retention on antiretroviral therapy among pregnant women living with HIV were included.
- Aggregate routine data on prevalence among women attending antenatal clinics are now used to estimate the number of women living with HIV who are giving birth.
- Assumptions about the trends in HIV prevalence among pregnant women versus trends among the general population were updated.
- Annual HIV mortality probabilities among people on treatment in western and central Europe and North America were revised based on a special analysis conducted by the Antiretroviral Therapy Cohort Collaboration.
- An option was added in the model to prioritize allocation of treatment to individuals with the lowest CD4 count who had not yet initiated treatment.
- A new approach to fitting more complex incidence patterns for countries using case reporting and vital registration data is available.
- New methods to estimate the proportion of people dying before diagnosis and time from infection to diagnosis were incorporated into the model for countries using case reporting data to estimate incidence.

More detailed information on revisions to the 2018 model and Spectrum generally can be found at www.epidem.org.

MEASURING ANTIRETROVIRAL THERAPY COVERAGE

Since 2013, UNAIDS has provided the number and estimates of the proportion of all adults and children living with HIV who are on antiretroviral therapy (as opposed to those eligible for therapy according to national or international guidelines). This approach to estimating coverage reflects the WHO recommendations of starting antiretroviral therapy among everyone diagnosed as HIV-positive.

Countries report the number of people on treatment through the Global AIDS Monitoring (GAM) tool and Spectrum. Although those values come through routine data, they are likely to have some level of uncertainty if the country cannot deduplicate individuals who might receive medication from two different clinics or if there are delays in reporting data. Using results from data quality reviews through 2016, an estimated uncertainty—0.88 and 1.04 for the lower and upper bounds, respectively—was added to the number of people on treatment at the regional and global levels.

PUBLICATION OF COUNTRY-SPECIFIC ESTIMATES

UNAIDS aims to publish estimates for all countries with populations of 250 000 or more in 2017. For countries with populations of 250 000 or more that did not submit estimates, UNAIDS developed estimates using the Spectrum software that were based on published or otherwise available information. These estimates contributed to regional and global totals but were not published as country-specific estimates.

In countries with low-level epidemics, the number of pregnant women living with HIV is difficult to estimate. Many women living with HIV in these countries are sex workers or people who use drugs—or they are the sexual partners of gay men and other men who have sex with men or people who use drugs—making them likely to have different fertility levels than the general population. UNAIDS does not present estimates of mother-to-child HIV transmission, including estimates related to children in some countries that have concentrated epidemics, unless adequate data are available to validate these estimates. UNAIDS also does not publish these estimates for countries where the estimated number of pregnant women living with HIV is less than 100.

With regard to reporting incidence trends, if there are not enough historical data to state with confidence

whether a decline in incidence has occurred, UNAIDS does not publish data other than that from the most recent year; this prevents users from making inaccurate inferences about trends. Specifically, incidence trends are not published if there are fewer than four data points for the key population or if there have been no data for the past four years for countries using repeated survey or routine testing data. Trends prior to 2000 are not published for countries using case surveillance models if there is no early case surveillance or mortality data available.

Finally, UNAIDS does not publish country estimates when further data or analyses are needed to produce valid estimates. More information on the UNAIDS estimates and the individual Spectrum files for most countries can be found on the UNAIDS website (www.unaids.org). Resulting estimates can be found in the Aidsinfo section of the UNAIDS website (<http://aidsinfo.unaids.org/>).

Methods for deriving the 90–90–90 targets

INTRODUCTION

Starting in 2016, UNAIDS has provided estimates of global, regional and country-specific progress against the 90–90–90 targets. Progress towards these targets is directly monitored using three basic indicators:

- Indicator 1 (the first 90): the percentage of all people living with HIV who know their HIV status.
- Indicator 2 (the second 90): the percentage of people who know their HIV-positive status and are accessing treatment.
- Indicator 3 (the third 90): the percentage of people on treatment who have suppressed viral loads.

Metrics related to Indicators 2 and 3 can also be expressed as a percentage of all people living with HIV. When numbers or coverage of the treatment target are expressed relative to the total number of people living with HIV, this is called the “HIV testing and treatment cascade.” Using this approach, the second and third targets of the 90–90–90 targets translate into 81% coverage of antiretroviral therapy and 73% of people achieving viral suppression by 2020.

UNAIDS published its first set of global and regional testing and treatment cascades in 2015. Estimates of antiretroviral therapy coverage among people living with HIV are available going back to when treatment was first introduced. Results presented in this report supersede the previously published 2015 and 2016 values.

Since 2015, UNAIDS has also tracked progress towards the 90–90–90 targets by monitoring viral load testing access among people on treatment. If most people in the country are receiving a viral load test annually, as

recommended by WHO, we can have confidence in the accuracy of the estimate of viral suppression among all people living with HIV.

METHODS FOR MEASURING THE 90–90–90 TARGETS

To describe country-level progress against the 90–90–90 targets, UNAIDS analysed data on the number of people who knew their HIV status, the number of people on treatment and the number of people who were virally suppressed among those tested, as reported through the GAM tool and Spectrum.

A description of the GAM system and the treatment target-related indicators that countries report against are provided in the UNAIDS GAM 2018 guidelines (1). All programme data submitted to UNAIDS—including the number of people reported to know their status, the number of people accessing treatment and the number of people on treatment who are virally suppressed—were validated by UNAIDS and its partners prior to publication.

Country-submitted data that did not meet the required validation checks for quality either at the indicator level or across the treatment cascade were not published. Not all countries were able to report against all three prongs of the 90–90–90 targets.

The final set of country measures of progress against the 90–90–90 targets for 2015 through 2017 are available at <http://aidsinfo.unaids.org>. Complete treatment cascades were available for 53 countries in 2017. Upper and lower ranges of uncertainty for country-level estimates were calculated from the range of estimated numbers of people living with HIV. This range may not fully capture uncertainty in the reported programme data.

To estimate regional and global progress against the 90–90–90 targets, UNAIDS supplemented the country-supplied data submitted through GAM with data obtained from a review of other published and unpublished data sources, including grey literature and Demographic and Health Survey results. There were insufficient reported data from countries in western and central Europe and North America in 2017 to present results for the region, although the country values that were available in the region were used to construct the global totals. Upper and lower ranges of uncertainty for global and regional estimates were calculated from the range of numbers of people living with HIV and the lower and upper ranges of the numbers of people on treatment in the region. This range may not fully capture uncertainty in the reported or missing programme data for the first and third indicators.

DATA SOURCES AND INDICATOR-SPECIFIC METHODS FOR DERIVING GLOBAL AND REGIONAL METHODS

Estimates of people living with HIV

Unless otherwise stated, all progress measures in this report are based on UNAIDS global, regional and country-specific modelled estimates of the numbers of people living with HIV from Spectrum. Estimates of people living with HIV were available for 169 countries. More details about how UNAIDS derives estimates and uncertainty bounds around the number of people living with HIV and those accessing antiretroviral therapy can be found under “Measuring antiretroviral therapy coverage” (above, in Part 1 of this annex).

Knowledge of HIV status among people living with HIV

Global and regional measures of the number of people living with HIV who know their status were derived using the most recent HIV surveillance, programme data, nationally representative population-based survey data and modelled estimates for 102 countries in 2017. Where data were available separately for children (aged 0–14 years) and adults (aged 15 years and older), age-specific measures were first calculated and then aggregated to produce a national measure.

For 80 countries in 2017, the number of people living with HIV who knew their HIV status is based on HIV surveillance systems, programme registers or modelled estimates derived from case surveillance and programme data. If the measure from these sources was lower than the number of people accessing antiretroviral

therapy, the reported value was excluded from the analysis and replaced by a regionally-derived estimate. For countries using HIV surveillance or programme data, a country’s measure was included only if the HIV surveillance system had been functioning since before 2008. Countries with more recent systems may not have captured all people living with HIV who were diagnosed prior to 2008.

Although HIV surveillance systems, including those based on programme registers, can be a reasonably robust source of data to estimate the number of people living with HIV who know their status, biases in the reported numbers may still exist. For example, a country’s measure of the knowledge of status may be underestimated if not all people diagnosed are reported to the surveillance system in a timely manner; the measure also may be overestimated if people are reported to the system or included on a register more than once and these duplicates are not detected. Similarly, if people die or emigrate but are not removed from the system, the number of people living with HIV who are reported to know their HIV status also will be overstated.

The estimated numbers of people living with HIV who knew their status for 14 countries in sub-Saharan Africa in 2017 were derived from nationally representative population-based surveys conducted since 2011 and from treatment data reported through GAM. Four countries with surveys through 2017 directly asked respondents who tested HIV-positive whether they knew their HIV status as part of the survey, and this proportion was applied to the total number of people estimated to be living with HIV in the country. In the remaining 10 countries with a survey that did not directly ask participants about knowledge of their HIV status, a stepwise approach was used to estimate knowledge of status.

- In the first step, the total percentage of people who could know their status in the year of the most recent survey is estimated. For adults, this percentage is estimated by calculating the percentage of those who tested HIV-positive in the survey who had reported ever having been tested for HIV and had received the last test result. For children, who are not included in the survey, a proxy measure of treatment coverage in the survey year is used to estimate knowledge of status among children. This is a conservative measure, as some children may not have initiated treatment. To estimate knowledge of status for all people in the

year of the survey, the child and adult estimates are combined, weighted by the numbers of children and adults living with HIV.

- In the second step, the percentage of people who could know their status in the current or previous reporting year is derived by projecting the results from the first step forward. To do this, an assumption is made that the rate of testing scale-up in the era of test-and-treat was the same as the rate of scale-up of people starting treatment, calculated by the percentage point difference in total treatment coverage (for both adults and children) between the survey year and the treatment coverage value for either the current or previous year. For surveys conducted in 2017, the 2015 and 2016 values are estimated for previous years using a similar process as the one described above.
- In the third step, the estimate of people living with HIV who know their status for the year is derived by using the midpoint between the percentage of people living with HIV who could know their status (i.e. the second step) and the percentage of people living with HIV on treatment.

The measurement of knowledge of HIV status based on survey data when participants are not directly asked if they know their HIV status has several limitations. Typically, estimates derived from these surveys will underestimate knowledge of status for three reasons:

1. In settings where stigma and discrimination is or has been high, people may be reluctant to disclose that they have ever tested for HIV and received their results.
2. People who report ever testing may have seroconverted after their last test result and are therefore incorrectly counted as aware of their HIV status.
3. Most surveys that do not directly ask respondents about their HIV status occurred prior to 2017. Although surveys conducted prior to 2011 were excluded, it is possible that the adjustment method based on treatment scale-up does not accurately capture increases in the knowledge of status that occur over time among people living with HIV.

Underestimation of the reported number of people living with HIV who know their status can also occur in countries where survey respondents are directly asked

about their HIV status. In these instances, the risk is that survey participants do not disclose their HIV status to interviewers and are incorrectly classified as unaware of it. While it is impossible to measure the exact magnitude of this bias, in previous surveys in Kenya, Malawi and Uganda, anywhere from one tenth to one third of HIV-positive participants misreported their HIV status as negative (2). Underestimation of knowledge of status also can occur at the national level if people living with HIV learn their status either as a result of—or subsequent to—the survey, although this proportion of the total number of people in a country who know their status will be small.

For 34 countries without a current measure of knowledge of status in 2017, UNAIDS used published and unpublished grey literature and historical estimates reported through GAM to inform the regional and global values. A similar method used to project estimated knowledge of status for direct surveys from historical data was applied to estimates from such countries before 2017.

For 40 countries without any estimate of the number of people living with HIV who know their status—countries that are home to just 8% of the total estimated number of people living with HIV worldwide—the regional average of the ratio of the number of people who know their status and the number on treatment was calculated from available data submitted by countries in the region and weighted according to the number of people living with HIV by country. Knowledge of status was capped at 95%. The total number of people estimated to know their HIV status in countries was added across the region and globally to construct the numerator of the first 90 and the denominator of the second 90.

People accessing antiretroviral therapy

Global and regional measures of antiretroviral therapy numbers are calculated from country-reported programme data through GAM and the UNAIDS-supported Spectrum software. For a small number of countries where reported numbers of people on treatment are not available—primarily in western and central Europe and North America—estimates of the number of people on treatment are developed either in consultation with the public health agency responsible for monitoring the national treatment programme or based on published sources.

In partnership with UNICEF, WHO and other partners that support treatment service delivery in countries,

UNAIDS reviews and validates treatment numbers reported through GAM and Spectrum on an annual basis. UNAIDS staff also provide technical assistance and training to country public health and clinical officers to ensure the quality of the treatment data that are reported. Nevertheless, this measure may overestimate the number of people on treatment if people who transfer from one facility to another are reported by both facilities. Similarly, coverage may be overestimated if people who have died, disengaged from care or emigrated are not identified and removed from treatment registries. Treatment numbers also may be underestimated if not all clinics report the numbers on treatment completely or in a timely manner.

In 2016, UNAIDS completed a triangulation of data to verify the UNAIDS global estimate of people accessing antiretroviral therapy at the end of 2015. In 2018, UNAIDS has partnered with WHO, the Global Fund, selected technical partners and ministries of health in 28 countries (most in sub-Saharan Africa) to conduct data quality reviews of reported treatment numbers. For more details about how confident UNAIDS is in reported treatment numbers, please see *How many people living with HIV access treatment?*³

People who have achieved viral suppression

Progress towards the viral suppression target among people on treatment and as a proportion of all people living with HIV is derived from data reported to GAM. For the purposes of reporting, the threshold for suppression is a viral load of less than 1000 copies per ml, although some countries may set lower thresholds or require persons to achieve an undetectable viral load. This guidance also specifies that only a person's last test result from the reporting year be submitted, so the reported number suppressed among those tested should represent people and not tests performed.

UNAIDS GAM 2018 guidelines were updated from those of 2017 to include a threshold for reporting viral load suppression outcomes, such that testing coverage should be accessible to all or nearly all (>90%), or that it is nationally representative of people on treatment (typically 50–90% testing coverage). For countries with nationally representative but not universally accessible access to treatment, the estimate of viral suppression among those tested (i.e. the third 90) was multiplied by the number of people on treatment nationally to obtain overall viral suppression levels in the country.

Based on the more stringent coverage threshold, 67 countries reported viral load suppression data from case-based surveillance or laboratory-based reporting systems in 2018 (compared with 88 in 2017). Five countries had estimates based on nationally representative population-based surveys, where viral load testing was done only among those who self-reported that they were on treatment.

Estimates for the remaining countries were constructed using the regional average of the number of people on antiretroviral therapy who are virally suppressed, weighted according to the number of people on treatment in a country. The total number of people suppressed was added across the region and globally to construct the third 90 and the overall estimate of viral suppression among people living with HIV. The same approach also was used to construct historical regional and global estimates.

A number of challenges exist in using country-reported data to monitor the viral load suppression target.

- Routine viral load testing may not be offered at all treatment facilities, and those facilities where it is offered may not be representative of the care available at facilities without viral load testing. By assuming that the percentage of people suppressed among those accessing viral load testing is representative of all people on treatment in countries with incomplete viral load testing uptake, the measure may be either overestimated or underestimated depending on the characteristics of the reporting clinics where testing is available.
- Reported access to viral load testing varies considerably across each region, and it is difficult to know whether the experience in countries that reported data to UNAIDS is similar to that of countries in the same region that did not report data. In western and central Africa, for example, only 7 of 14 countries reported estimates of viral load suppression in 2017, representing just 14% of all people on treatment in the region. In Asia and the Pacific, nationally representative estimates of viral load suppression are not available for China and India in 2017. As a result, estimates for that region are constructed based on the remaining quarter of all people accessing treatment in the region where viral load suppression data are available.

³This document is available at <http://www.unaids.org/en/resources/documents/2016/how-many-people-living-with-HIV-access-treatment>.

- UNAIDS guidance requests routine (annual) viral load testing results only for people who are on treatment and eligible for testing. If people newly initiated on treatment achieve viral suppression but have not yet been offered viral load testing, they will be incorrectly classified as not suppressed and the resulting viral suppression estimate will be understated. UNAIDS also requests that countries only report results from routine viral load testing; if countries report test results that are primarily performed because of suspected treatment failure, the number of people virally suppressed in these countries will be underestimated. UNAIDS validates

country submissions for quality, but it is not always possible to identify cases where both routine and other types of testing are occurring.

- UNAIDS guidance recommends reporting viral load test results only for people on antiretroviral treatment; persons who naturally suppress the virus and are not on treatment will not be included in this measure.

As access to viral load testing coverage expands and routine monitoring systems are strengthened to compile and report these data, the ability to quantify and eventually reduce bias in the 90–90–90 targets will improve.

Distribution of new HIV infections by subpopulation

The distribution of new HIV infections by region was estimated based on data for 169 countries using five data sources.

For countries that model their HIV epidemic based on data from subpopulations, including key populations, the numbers of new infections were extracted from Spectrum 2017 files. This source provided data for sex workers from 58 countries, for people who inject drugs from 36 countries, for gay men and other men who have sex with men from 56 countries, and for transgender people from 15 countries (all of which were located in Latin America, the Caribbean and Asia). Additionally, 21 countries (mostly from Asia) had data from clients of sex workers.

The second source was mode of transmission studies conducted in countries between 2006 and 2012. The proportions of new infections estimated for each subpopulation, calculated by modes of transmission analyses, were multiplied by the number of total new gender-specific adult infections (among those aged 15–49 years) to derive an estimated number of new infections by subpopulation. This source provided data for sex workers from 18 countries, for people who inject drugs from 25 countries, and for gay men and other men who have sex with men from 22 countries.

New HIV infections for European countries with neither of the aforementioned data sources were derived from

the European Centre for Disease Prevention and Control (ECDC) and World Health Organization Regional Office for Europe *HIV/AIDS surveillance in Europe 2017–2016 data* (3). The proportions of new diagnoses for each region in Europe (West, central and East) were applied to UNAIDS estimates of new infections in each country for people who inject drugs and gay men and other men who have sex with men. Data for sex workers were not available from the ECDC report. New HIV infections in China, the Russian Federation and the United States were taken from the most recent available national reports of new diagnoses.

New HIV infections among countries without a direct data source were calculated from regional benchmarks. The benchmarks were set by the median proportion of new infections in the specific subpopulation in all available countries in the same region. The majority of these countries were located in sub-Saharan Africa. There were 73 countries that used benchmark values for the sex work estimate, 95 countries for the people who inject drugs estimate, 33 countries for the gay men and other men who have sex with men estimate, and 36 countries for the transgender people estimate.

The calculated proportions of infections for each key population include the sex partners of members of key populations. New infections among sex partners of key populations were estimated using the number of sex partners and transmission probabilities from the literature.

References

1. Global AIDS monitoring 2018: indicators for monitoring the 2016 United Nations Political Declaration on HIV and AIDS. Geneva: UNAIDS; 2018 (http://www.unaids.org/sites/default/files/media_asset/2017-Global-AIDS-Monitoring_en.pdf).
2. Johnston LG, Sabin ML, Prybylski D, Sabin K, McFarland W, Baral S et al. Policy and practice: the importance of assessing self-reported HIV status in bio-behavioural surveys. *Bull World Health Organ.* 2016;94:605–12.
3. European Centre for Disease Prevention and Control (ECDC), World Health Organization Regional Office for Europe. HIV/AIDS surveillance in Europe 2017–2016 data. Stockholm: ECDC; 2017.

Copyright: © 2018

Joint United Nations Programme on HIV/AIDS (UNAIDS)

All rights reserved.

The designations employed and the presentation of the material in this publication do not imply the expression of any opinion whatsoever on the part of UNAIDS concerning the legal status of any country, territory, city or area or of its authorities, or concerning the delimitation of its frontiers or boundaries. UNAIDS does not warrant that the information published in this publication is complete and correct and shall not be liable for any damages incurred as a result of its use.

UNAIDS/JC2929E



UNAIDS
Joint United Nations
Programme on HIV/AIDS

20 Avenue Appia
1211 Geneva 27
Switzerland

+41 22 791 3666

unaids.org