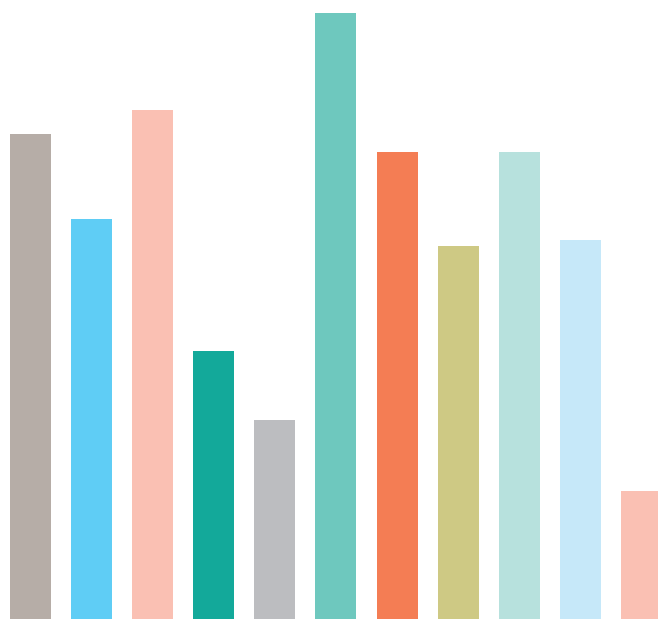


UNAIDS DATA 2017



Copyright: © 2017

Joint United Nations Programme on HIV/AIDS (UNAIDS)

All rights reserved.

The designations employed and the presentation of the material in this publication do not imply the expression of any opinion whatsoever on the part of UNAIDS concerning the legal status of any country, territory, city or area or of its authorities, or concerning the delimitation of its frontiers or boundaries. UNAIDS does not warrant that the information published in this publication is complete and correct and shall not be liable for any damages incurred as a result of its use.

UNAIDS

CONTENTS

Foreword	3
State of the AIDS epidemic	4
Global and regional data	12
90–90–90 country scorecards	16
Eastern and southern Africa overview	24
Country tables	26
Western and central Africa overview	48
Country tables	50
Asia and the Pacific overview	76
Country tables	78
Latin America overview	112
Country tables	114
Caribbean overview	132
Country tables	134
Middle East and North Africa overview	150
Country tables	152
Eastern Europe and central Asia overview	172
Country tables	174
Western and central Europe and North America overview	206
Country tables	208
Methods	229
Methods for deriving modelled estimates	230
Methods for deriving the 90–90–90 targets	236
Distribution of new HIV infections by subpopulation	243

FOREWORD

Accurate and credible data on the HIV epidemic are the cornerstone of the AIDS response. I am proud that UNAIDS leads the world's most extensive data collection on HIV epidemiology, programme coverage and finance and publishes the most authoritative and up-to-date information on the HIV epidemic. UNAIDS' data are the gold standard—no major report, speech or policy initiative on HIV is launched or made without referring to data collected and released by UNAIDS.

UNAIDS has collected and published information on the state of the world's HIV epidemic for the past 20 years. This information has shaped and guided the development of the response to HIV in regions, countries and cities worldwide. This edition of UNAIDS data contains the highlights of the very latest data on the world's response to HIV, consolidating a small part of the huge volume of data collected, analysed and refined by UNAIDS over the years. The full data set of information for 1990 to 2015 is available on an interactive website: aidsinfo.unaids.org.

In 2016, the world adopted the United Nations Political Declaration on Ending AIDS. This snapshot of the HIV epidemic shows us where we are in our commitment to end AIDS as a public health threat by 2030. It shows us how far we have come and how far we have to go.

Michel Sidibé
UNAIDS Executive Director

STATE OF THE AIDS EPIDEMIC

AIDS-RELATED DEATHS CONTINUE TO DECLINE

Global scale-up of antiretroviral therapy has been the primary contributor to a 48% decline in deaths from AIDS-related causes, from a peak of 1.9 million [1.7 million–2.2 million] in 2005 to 1.0 million [830 000–1.2 million] in 2016 (Figure 2.1). Despite the fact that 51% of people living with HIV globally are female, higher treatment coverage and better adherence to treatment among women have driven more rapid declines in AIDS-related deaths among females: deaths from AIDS-related illnesses were 27% lower among women and girls in 2016 than they were among men and boys (Figure 2.2). Nonetheless, AIDS-related illnesses remain the leading cause of death among women of reproductive age (15–49 years) globally, and they are the second leading cause of death for young women aged 15–24 years in Africa (1).

DECLINE IN DEATHS MORE RAPID AMONG WOMEN

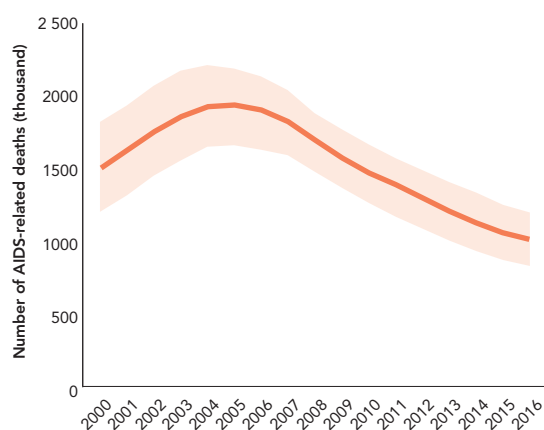


FIGURE 2.1. AIDS-RELATED DEATHS, ALL AGES, GLOBAL, 2000–2016

Source: UNAIDS 2017 estimates.

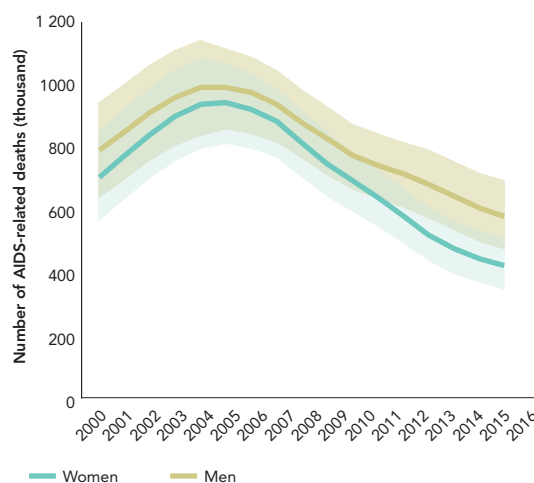


FIGURE 2.2. AIDS-RELATED DEATHS BY SEX, ALL AGES, GLOBAL, 2000–2016

Source: UNAIDS 2017 estimates.

The number of children (aged 0–14 years) dying of AIDS-related illnesses has been nearly cut in half in just six years, from 210 000 [160 000–260 000] in 2010 to 120 000 [79 000–160 000] in 2016. Much of the decline is due to steep reductions in new HIV infections among children, with increased access to paediatric antiretroviral therapy also playing an important role.

Acceleration of the AIDS response has reduced AIDS-related deaths by 32% and new HIV infections by 16% globally between 2010 and 2016.

Declines in deaths from AIDS-related illnesses were sharpest in eastern and southern Africa, where they peaked at 1.1 million [950 000–1.2 million] in 2004 and then plummeted by 62% to 420 000 [350 000–510 000] in 2016, a trend that reflected the rapid scale-up of antiretroviral therapy in the region. Declines in AIDS-related deaths were also achieved over the last decade in the Caribbean (52% reduction), western and central Europe and North America (45% reduction), Asia and the Pacific (39% reduction) and western and central Africa (30% reduction) (Figure 2.3). In Latin

America, where antiretroviral therapy scale-up occurred earlier and more gradually than in most other regions, the decline in deaths over the past 10 years was just 16%. Worrying increases in AIDS-related mortality have occurred over the past decade in the Middle East and North Africa (48% increase) and eastern Europe and central Asia (38% increase).

DECLINE IN DEATHS SHARPEST IN EASTERN AND SOUTHERN AFRICA

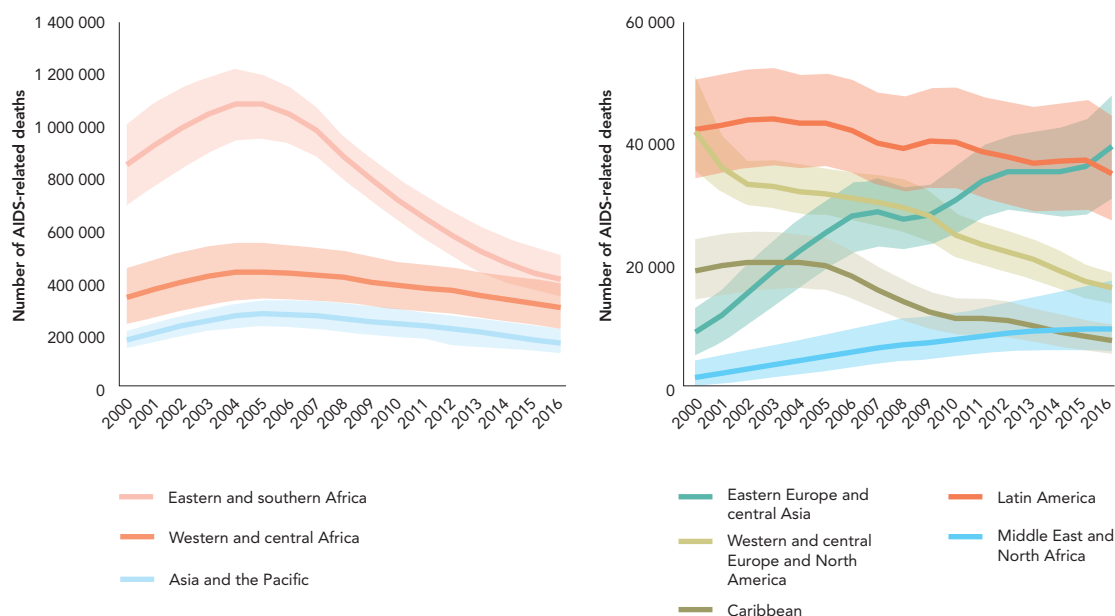


FIGURE 2.3. AIDS-RELATED DEATHS, BY REGION, 2000–2016

Source: UNAIDS 2017 estimates.

NEW HIV INFECTIONS ARE DECLINING, BUT ARE FAR OFF THE PACE NEEDED TO REACH THE 2020 TARGET

Global efforts to strengthen HIV prevention and treatment programmes are also reducing the transmission of HIV. Since 2010, the annual number of new HIV infections (all ages) has declined by 16% to 1.8 million [1.6 million–2.1 million]. The pace of decline in new HIV infections, however, is far too slow to reach the Fast-Track Target agreed upon by the United Nations General Assembly in 2016: fewer than 500 000 new infections per year by 2020 (Figure 2.4).

The pace of decline varied by age group and between men and women. Among children, new infections have declined 47% since 2010, while coverage of antiretroviral medicines provided to pregnant women living with HIV to prevent transmission to their children rose from 47% [38–55%] to 76% [60–88%] over the same period (Figure 2.5).

Differences in the number of new HIV infections between men and women are more pronounced at younger ages: in 2016, new infections among young women (aged 15–24 years) were 44% higher than they were among men in the same age group. Since 2010, new infections among young women globally (aged 15–24 years) have declined by 17%, reaching 360 000 [210 000–470 000] in 2016. New infections also declined among young men (aged 15–24 years) during that time, falling by 16% to 250 000 [110 000–320 000] in 2016 (Figure 2.6).

REDUCTIONS IN NEW INFECTIONS ARE OFF TARGET

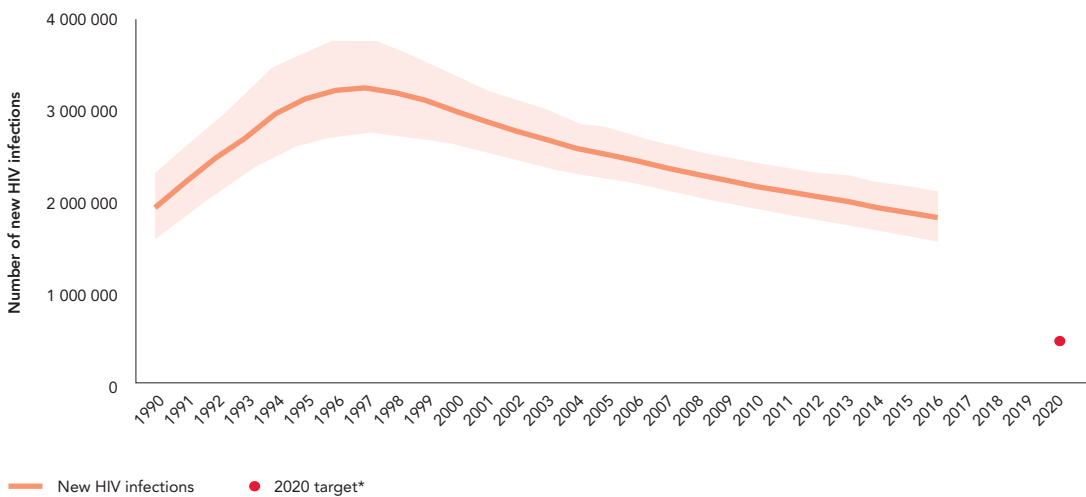


FIGURE 2.4. NEW HIV INFECTIONS, ALL AGES, GLOBAL, 1990–2016 AND 2020 TARGET

Source: UNAIDS 2017 estimates.

*The 2020 target is fewer than 500 000 new HIV infections, equivalent to a 75% reduction since 2010.

DECLINES IN NEW INFECTIONS VARY BY AGE AND SEX

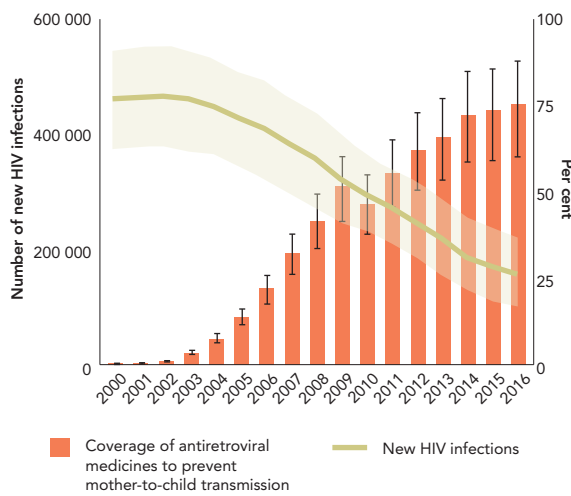


FIGURE 2.5. NEW HIV INFECTIONS AMONG CHILDREN (AGED 0-14 YEARS) AND COVERAGE OF ANTIRETROVIRAL REGIMENS TO PREVENT MOTHER-TO-CHILD TRANSMISSION, GLOBAL, 2000-2016

Source: UNAIDS 2017 estimates.

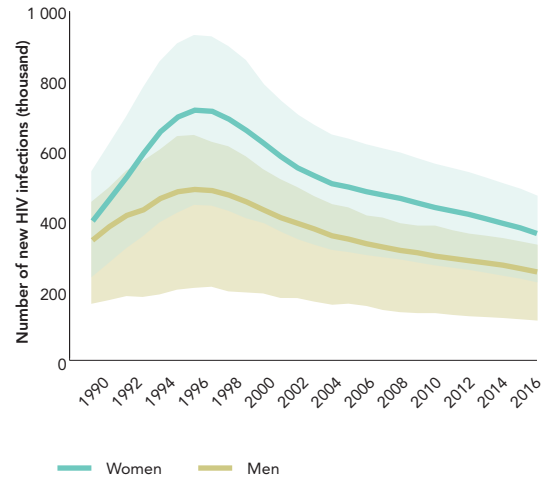


FIGURE 2.6. NEW HIV INFECTIONS, YOUNG PEOPLE (AGED 15-24 YEARS), BY SEX, GLOBAL, 1990-2016

Source: UNAIDS 2017 estimates.

ALARMING RISE IN NEW INFECTIONS IN EASTERN EUROPE AND CENTRAL ASIA

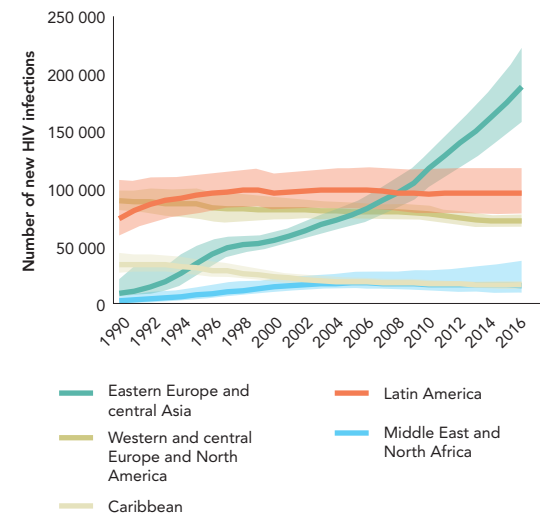
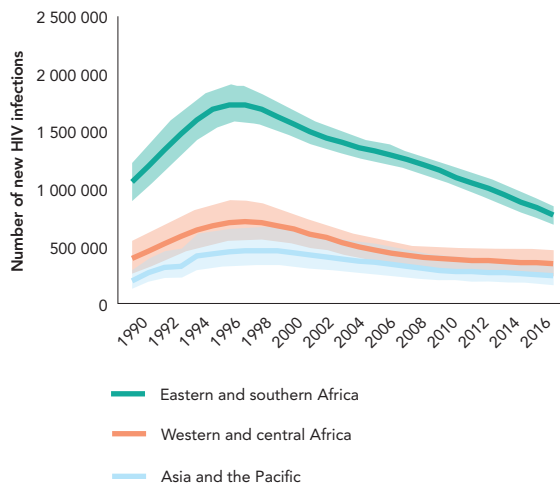


FIGURE 2.7. NEW HIV INFECTIONS, ALL AGES, BY REGION, 1990-2016

Source: UNAIDS 2017 estimates.

Regional trends in the annual number of new HIV infections (all ages) also varied (Figure 2.7). The steepest declines between 2010 and 2016 were achieved in eastern and southern Africa (29% decline), followed by Asia and the Pacific (13% decline), western and central Africa (9% decline), western and central Europe and North America (9% decline), the Caribbean (5% decline), and the Middle East and North Africa (4% decline). Trends over the same time period in Latin America were stable, and in eastern Europe and central Asia, the annual number of new infections climbed by an alarming 60%.

CHANGES IN ESTIMATED TRENDS IN NEW HIV INFECTIONS AMONG ADULTS

In 2016, UNAIDS reported that the trend in new HIV infections among adults (aged 15 years and older) had remained static between 2010 and 2015 at 1.9 million new infections per year [2015 range of 1.7 million–2.2 million] (2). In 2017, however, UNAIDS estimates show a slightly different trend: new adult infections are estimated to have declined by 8% between 2010 and 2015, and by 11% between 2010 and 2016.

Most of the difference in the two sets of global estimates is driven by changes in country estimates in eastern and southern Africa, where UNAIDS had previously estimated a 4% decrease in new HIV infections among adults between 2010 and 2015. The 2017 estimate, however, is an 18% decrease among adults over the same period.

The change in trends, both globally and in eastern and southern Africa, is due primarily to the availability of new data. The trend data previously included in the model were mostly from HIV sentinel surveillance sites at antenatal clinics. Several years ago, however, a number of countries stopped conducting antenatal clinic sentinel surveillance. This resulted in limited availability of data between 2012 and 2015 to inform the estimates of a number of high-prevalence countries.

In 2017, countries were able to include in their estimates routine HIV prevalence data from all pregnant women who attend antenatal clinics. The move to using routine data is an important shift, because it is more sustainable and more able to provide data on a timely and more granular basis. The data suggest there was a greater decline in new HIV infections in a number of countries (e.g. Mozambique, Swaziland and Uganda). In addition, data from the Public Health Impact Assessment surveys in Malawi, Zambia and Zimbabwe contributed to the improved new infection estimates.

Every year, UNAIDS supports countries to produce a complete time series of all epidemiological indicators using updated modelling software. Comparisons over time should always be done using a time series from the same model.

POPULATIONS AT HIGHER RISK OF INFECTION

In high-prevalence settings, young women remain at unacceptably high risk of HIV infection. In eastern and southern Africa, for example, young women (aged 15–24 years) accounted for 26% of new HIV infections in 2016 despite making up just 10% of the population. Young women (aged 15–24 years) in western and central Africa and the Caribbean respectively accounted for 22% and 17% of new HIV infections in 2016.

In lower prevalence settings, the majority of HIV infections occur among key populations—people who inject drugs, sex workers, transgender people, prisoners, and gay men and other men who have sex with men—and their sexual partners. Outside of sub-Saharan Africa, key populations and their sexual partners accounted for 80% of new HIV infections in 2015 (Figure 2.8). Even in sub-Saharan Africa, key populations and their sexual partners are an important part of the HIV epidemic: in 2015, 25% of new infections occurred among this group, underlining the importance of reaching them with services.

Globally, gay men and other men who have sex with men accounted for 12% of new infections in 2015, while sex workers and people who inject drugs accounted for 5% and 8% of new infections, respectively. Furthermore, data reported by countries across the world show that HIV prevalence among key populations often is substantially higher than it is among the general population (Figure 2.9).

KEY POPULATIONS ARE IMPORTANT IN ALL EPIDEMIC SETTINGS

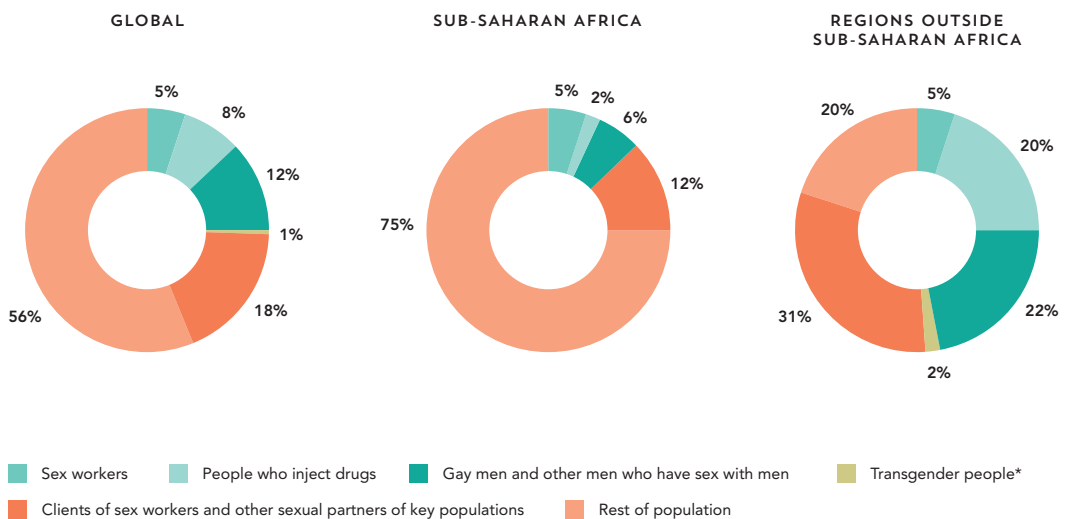


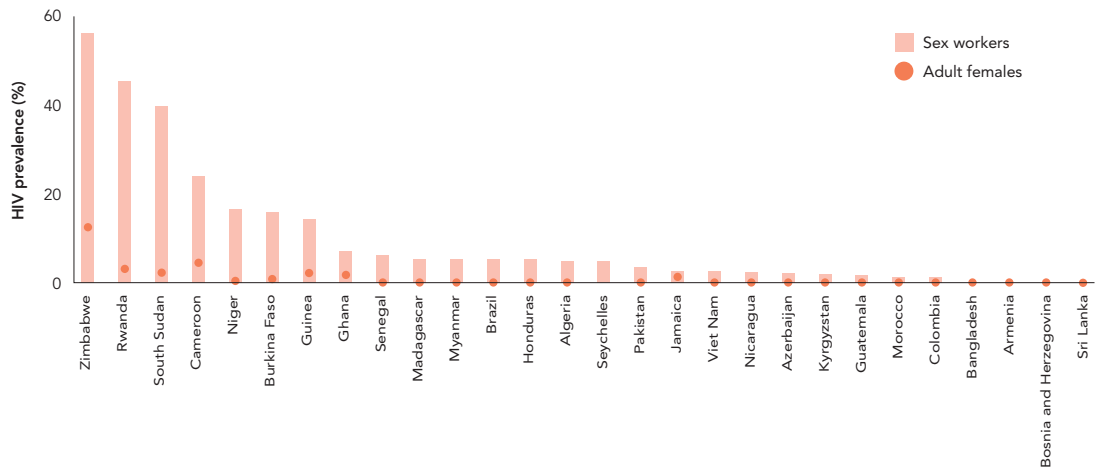
FIGURE 2.8. DISTRIBUTION OF NEW HIV INFECTIONS, BY POPULATION, GLOBAL, SUB-SAHARAN AFRICA AND COUNTRIES OUTSIDE OF SUB-SAHARAN AFRICA, 2015

Source: UNAIDS special analysis, 2017.

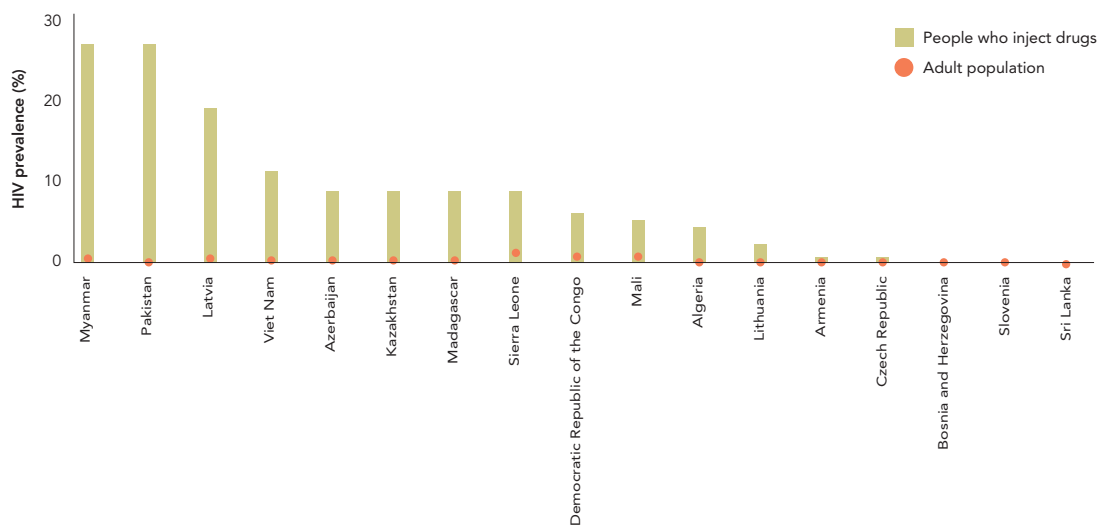
*Only reflects Asia and the Pacific, Latin America and Caribbean regions.

HIGH HIV PREVALENCE AMONG KEY POPULATIONS

Female sex workers and the adult female population



People who inject drugs and the adult population



Gay men and other men who have sex with men and the adult male population

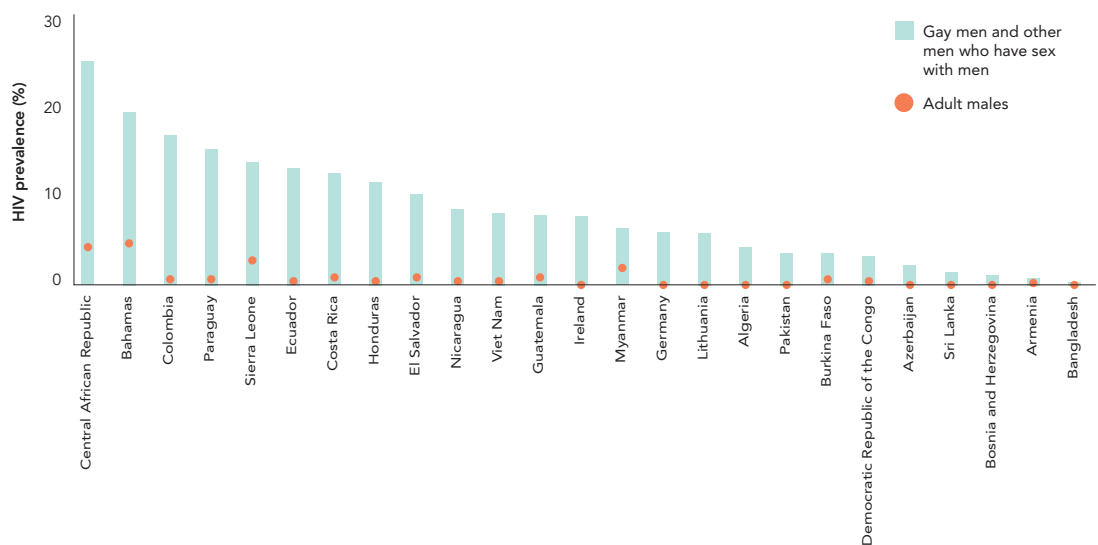


FIGURE 2.9. HIV PREVALENCE AMONG KEY POPULATIONS AND GENERAL POPULATION, SELECT COUNTRIES, 2014–2016

Source: UNAIDS 2017 estimates. Global AIDS Monitoring, 2017.

REFERENCES

1. Global health estimates 2015: deaths by cause, age, sex, by country and by region, 2000–2015. Geneva: World Health Organization; 2016.
2. Prevention gap report. Geneva: UNAIDS; 2016.

GLOBAL AND REGIONAL DATA

Global summary of the AIDS epidemic | 2016

Number of people living with HIV	Total	36.7 million [30.8 million–42.9 million]
	Adults	34.5 million [28.8 million–40.2 million]
	Women (15+ years)	17.8 million [15.4 million–20.3 million]
	Children (<15 years)	2.1 million [1.7 million–2.6 million]

People newly infected with HIV in 2016	Total	1.8 million [1.6 million–2.1 million]
	Adults	1.7 million [1.4 million–1.9 million]
	Children (<15 years)	160 000 [100 000–220 000]

AIDS-related deaths in 2016	Total	1.0 million [830 000–1.2 million]
	Adults	890 000 [740 000–1.1 million]
	Children (<15 years)	120 000 [79 000–160 000]

Global estimates for adults and children | 2016

People living with HIV	36.7 million [30.8 million–42.9 million]
New HIV infections in 2016	1.8 million [1.6 million–2.1 million]
AIDS-related deaths in 2016	1.0 million [830 000–1.2 million]

About 5000 new HIV infections (adults and children) a day | 2016

- About 64% are in sub-Saharan Africa
- About 400 are among children under 15 years of age
- About 4500 are among adults aged 15 years and older, of whom:
 - almost 43% are among women
 - about 37% are among young people (15–24)
 - about 22% are among young women (15–24)

Global estimates for children (<15 years) | 2016

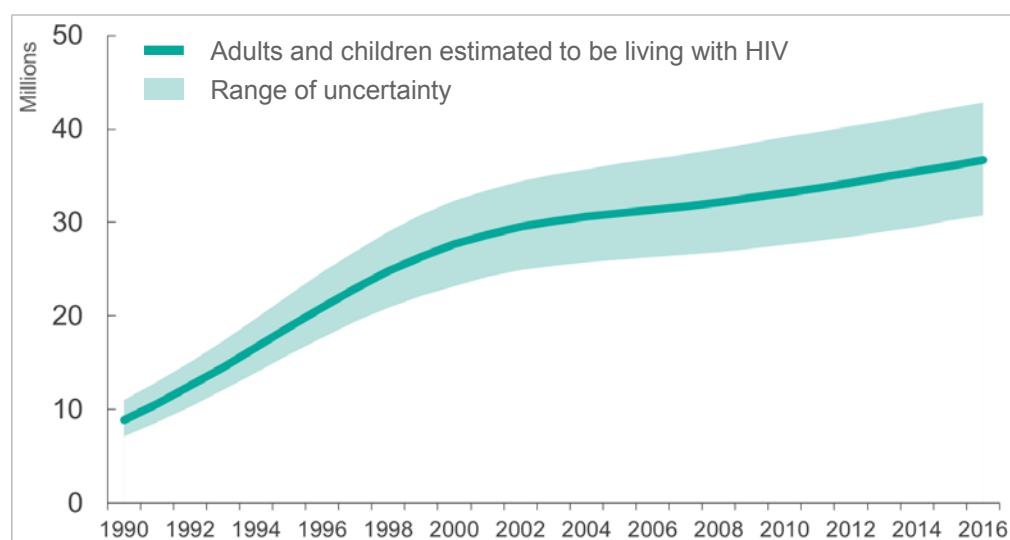
Children living with HIV	2.1 million [1.7 million–2.6 million]
New HIV infections in 2016	160 000 [100 000–220 000]
AIDS-related deaths in 2016	120 000 [79 000–160 000]

Regional HIV and AIDS statistics and features | 2016

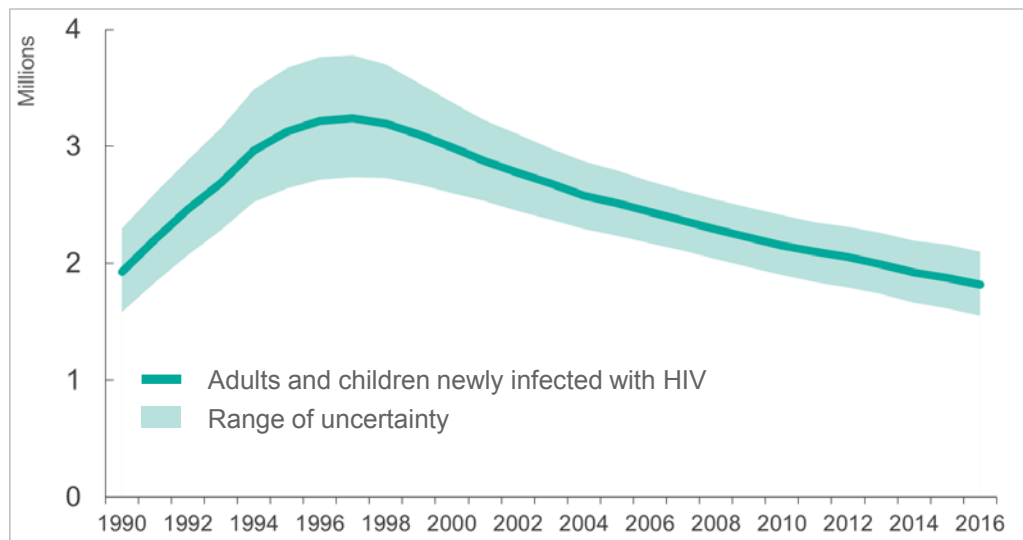
	Adults and children living with HIV	Adults and children newly infected with HIV	Adult & child deaths due to AIDS
Eastern and southern Africa	19.4 million [17.8 million–21.1 million]	790 000 [710 000–870 000]	420 000 [350 000–510 000]
Western and central Africa	6.1 million [4.9 million–7.6 million]	370 000 [270 000–490 000]	310 000 [220 000–400 000]
Middle East and North Africa	230 000 [160 000–380 000]	18 000 [11 000–39 000]	11 000 [7 700–19 000]
Asia and the Pacific	5.1 million [3.9 million–7.2 million]	270 000 [190 000–370 000]	170 000 [130 000–220 000]
Latin America	1.8 million [1.4 million–2.1 million]	97 000 [79 000–120 000]	36 000 [28 000–45 000]
Caribbean	310 000 [280 000–350 000]	18 000 [15 000–22 000]	9 400 [7 300–12 000]
Eastern Europe and central Asia	1.6 million [1.4 million–1.7 million]	190 000 [160 000–220 000]	40 000 [32 000–49 000]
Western and central Europe and North America	2.1 million [2.0 million–2.3 million]	73 000 [68 000–78 000]	18 000 [15 000–20 000]
TOTAL	36.7 million [30.8 million–42.9 million]	1.8 million [1.6 million–2.1 million]	1.0 million [830 000–1.2 million]

The ranges around the estimates in this table define the boundaries within which the actual numbers lie, based on the best available information.

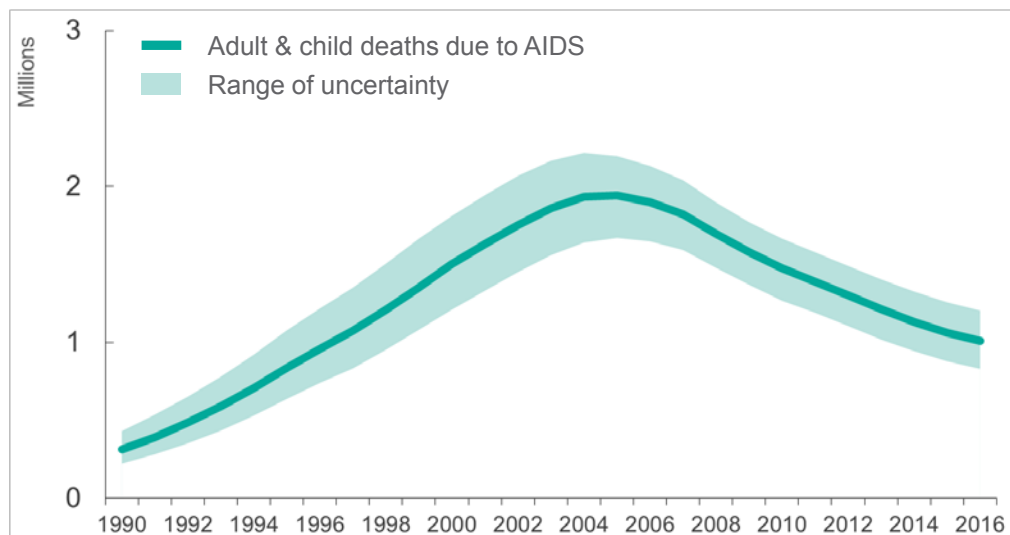
Adults and children estimated to be living with HIV | 1990–2016



Adults and children newly infected with HIV | 1990–2016




Adult & child deaths due to AIDS | 1990–2016



90-90-90 COUNTRY SCORECARDS

EASTERN AND SOUTHERN AFRICA



Source: UNAIDS special analysis, 2017. 2017 Global AIDS Monitoring. UNAIDS 2017 estimates. 2017 National Commitments and Policy Instrument. European Centres for Disease Control and Prevention Continuum of HIV care 2017 progress report.

* The complete set of 90-90-90 measures and testing and treatment cascade data for countries can be found at aidsinfo.unaids.org.

¹ Estimates of people living with HIV that inform progress towards 90-90-90 are country-supplied and have not been validated by UNAIDS.

WESTERN AND CENTRAL AFRICA

	FIRST 90				SECOND 90				THIRD 90			
	Knowledge of status among all people living with HIV *	Is community-based testing and counselling and/or lay provider testing available?	Is self-testing available?	Is assisted partner notification available?	Percentage of people living with HIV who know their status who are on treatment*	Percentage of all people living with HIV who are on treatment*	Recommended antiretroviral treatment initiation threshold among people living with HIV per Ministry of Health guidelines	Is antiretroviral therapy provided in community settings (such as outside health facilities) for people who are stable on antiretroviral therapy in your country?	Percentage of people living with HIV on treatment who are virally suppressed*	Percentage of all people living with HIV who are virally suppressed*	Is there a national policy on routine viral load testing for adults and adolescents?	Percentage of people living with HIV on antiretroviral therapy who received a viral load test
BENIN						57%			41%	23%		
BURKINA FASO						60%						
BURUNDI	75%				82%	61%			86%	53%		
CABO VERDE						57%						
CAMEROON	58%				63%	37%			52%	19%		
CENTRAL AFRICAN REPUBLIC						24%						
CHAD						39%			82%	32%		
CONGO	29%				79%	23%						
CÔTE D'IVOIRE	58%				71%	41%			78%	32%		
DEMOCRATIC REPUBLIC OF THE CONGO						42%			73%	31%		
EQUATORIAL GUINEA						43%						
GABON	79%				80%	63%			11%	7%		
GAMBIA	35%				86%	30%						
GHANA	45%				77%	34%						
GUINEA						35%						
GUINEA-BISSAU						33%						
LIBERIA	33%				57%	19%			69%	13%		
MALI						35%			26%	9%		
MAURITANIA						23%			79%	18%		
NIGER	35%				>89	32%			57%	18%		
NIGERIA	34%				88%	30%			81%	24%		
SAO TOME AND PRINCIPE												
SENEGAL						52%			77%	40%		
SIERRA LEONE	35%				75%	26%						
TOGO	63%				81%	51%			82%	42%		
WESTERN AND CENTRAL AFRICA	42%				83%	35%			73%	25%		

85% and above
70-84%
50-69%
Less than 50%

Yes
Not reported as available
Yes
Not reported as available

85% and above
70-84%
50-69%
Less than 50%

75% and above
55-74%
30-54%
Less than 30%

Treat all
Responds other than treat all
Yes
No

85% and above
70-85%
50-69%
Less than 50%

65% and above
40-64%
25-39%
Less than 25%

75% and above
50-74%
Less than 50%

Neither available
Lay provider testing available; community-based testing and counselling not available
Community-based testing and counselling available; lay provider testing not available
Both available

Yes, fully implemented
Yes, not implemented or partially implemented
No, targeted viral load testing only
No policy on viral load testing

Source: UNAIDS special analysis, 2017. 2017 Global AIDS Monitoring. UNAIDS 2017 estimates. 2017 National Commitments and Policy Instrument.
* The complete set of 90-90-90 measures and testing and treatment cascade data for countries can be found at aidsinfo.unaids.org.

ASIA AND THE PACIFIC

	FIRST 90				SECOND 90				THIRD 90			
	Knowledge of status among all people living with HIV *	Is community-based testing and counselling and/or lay provider testing available?	Is self-testing available?	Is assisted partner notification available?	Percentage of people living with HIV who know their status who are on treatment*	Percentage of all people living with HIV who are on treatment*	Recommended antiretroviral treatment initiation threshold among people living with HIV per Ministry of Health guidelines	Is antiretroviral therapy provided in community settings (such as outside health facilities) for people who are stable on antiretroviral therapy in your country?	Percentage of people living with HIV on treatment who are virally suppressed*	Percentage of all people living with HIV who are virally suppressed*	Is there a national policy on routine viral load testing for adults and adolescents?	Percentage of people living with HIV on antiretroviral therapy who received a viral load test
AFGHANISTAN	29%				26%	7%			86%	6%		
AUSTRALIA	>89%				>89%	>81%			79%	71%		
BANGLADESH	34%				46%	16%						
BHUTAN												
BRUNEI DARUSSALAM												
CAMBODIA	82%				>89%	80%			>89%	>73%		
CHINA					74%							
COOK ISLANDS												
DEMOCRATIC PEOPLE'S REPUBLIC OF KOREA												
FIJI	87%				36%	32%			42%	13%		
INDIA	77%				63%	49%						
INDONESIA	35%				36%	13%						
JAPAN												
KIRIBATI ¹						26%			33%	9%		
LAO PEOPLE'S DEMOCRATIC REPUBLIC						41%			78%	32%		
MALAYSIA	>89%				39%	37%			>89%	35%		
MALDIVES ¹						>81%						
MARSHALL ISLANDS												
MICRONESIA ¹ (FEDERATED STATES OF)						21%						
MONGOLIA	35%				>89%	33%			86%	29%		
MYANMAR						55%			>89%	51%		
NAURU												
NEPAL	56%				72%	40%			88%	36%		
NEW ZEALAND												
NIUE												
PAKISTAN						7%			65%	4%		
PALAU												
PAPUA NEW GUINEA	81%				64%	52%						
PHILIPPINES	67%				48%	32%			>89%	29%		
REPUBLIC OF KOREA												
SAMOA ¹						>81%			57%	57%		
SINGAPORE ¹						>81%			>89%	>73%		
SOLOMON ISLANDS												
SRI LANKA	47%				56%	27%						
THAILAND	>89%				75%	69%			79%	54%		
TIMOR-LESTE												
TONGA												
TUVALU												
VANUATU												
VIET NAM	70%				67%	47%			73%	34%		
ASIA AND THE PACIFIC	71%				66%	47%			83%	39%		

85% and above
70-84%
50-69%
Less than 50%

Yes
Not reported as available
Not reported as available

85% and above
70-84%
50-69%
Less than 50%

75% and above
55-74%
30-54%
Less than 30%

Treat all
Responses other than treat all

Yes
No

85% and above
70-85%
50-69%
Less than 50%

65% and above
40-64%
25-39%
Less than 25%

75% and above
50-74%
Less than 50%

Neither available
Lay provider testing available; community-based testing and counselling not available
Community-based testing and counselling available; lay provider testing not available
Both available

Yes, fully implemented
Yes, not implemented or partially implemented

No policy on viral load testing
No, targeted viral load testing only

Source: UNAIDS special analysis, 2017. 2017 Global AIDS Monitoring. UNAIDS 2017 estimates. 2017 National Commitments and Policy Instrument.

* The complete set of 90-90-90 measures and testing and treatment cascade data for countries can be found at aidsinfo.unaids.org.

¹ Estimates of people living with HIV that inform progress towards 90-90-90 are country-supplied and have not been validated by UNAIDS.

LATIN AMERICA

	FIRST 90				SECOND 90				THIRD 90			
	Knowledge of status among all people living with HIV *	Is community-based testing and counselling and/or lay provider testing available?	Is self-testing available?	Is assisted partner notification available?	Percentage of people living with HIV who know their status who are on treatment*	Percentage of all people living with HIV who are on treatment*	Recommended antiretroviral treatment initiation threshold among people living with HIV per Ministry of Health guidelines	Is antiretroviral therapy provided in community settings (such as outside health facilities) for people who are stable on antiretroviral therapy in your country?	Percentage of people living with HIV on treatment who are virally suppressed*	Percentage of all people living with HIV who are virally suppressed*	Is there a national policy on routine viral load testing for adults and adolescents?	Percentage of people living with HIV on antiretroviral therapy who received a viral load test
ARGENTINA	79%				82%	64%			77%	50%		
BOLIVIA (PLURINATIONAL STATE OF)	73%				47%	35%			71%	25%		
BRAZIL						60%			>89%	54%		
CHILE	69%				77%	53%			>89%	48%		
COLOMBIA										36%		
COSTA RICA						49%						
ECUADOR	>89%				56%	52%			36%	19%		
EL SALVADOR						48%			82%	40%		
GUATEMALA	65%				55%	36%			68%	25%		
HONDURAS	61%				83%	51%			77%	39%		
MEXICO						60%			84%	50%		
NICARAGUA	85%				51%	43%			57%	25%		
PANAMA	75%				73%	54%						
PARAGUAY	66%				53%	35%			69%	24%		
PERU						60%			57%	35%		
URUGUAY						53%			86%	46%		
VENEZUELA (BOLIVARIAN REPUBLIC OF)												
LATIN AMERICA	81%				72%	58%			79%	46%		

85% and above
70-84%
50-69%
Less than 50%

Yes
Not reported as available
Neither available

85% and above
70-84%
50-69%
Less than 50%

75% and above
55-74%
30-54%
Less than 30%

Treat all
Responses other than treat all

Yes
No

85% and above
70-85%
50-69%
Less than 50%

65% and above
40-64%
25-39%
Less than 25%

75% and above
50-74%
Less than 50%

Yes, fully implemented
Yes, not implemented or partially implemented
No policy on viral load testing
No, targeted viral load testing only

Lay provider testing available; community-based testing and counselling not available
Community-based testing and counselling available; lay provider testing not available
Both available

* The complete set of 90-90-90 measures and testing and treatment cascade data for countries can be found at aidsinfo.unaids.org.
Source: UNAIDS special analysis, 2017. 2017 Global AIDS Monitoring. UNAIDS 2017 estimates. 2017 National Commitments and Policy Instrument.

CARIBBEAN

	FIRST 90				SECOND 90				THIRD 90			
	Knowledge of status among all people living with HIV *	Is community-based testing and counselling and/or lay provider testing available?	Is self-testing available?	Is assisted partner notification available?	Percentage of people living with HIV who know their status who are on treatment*	Percentage of all people living with HIV who are on treatment*	Recommended antiretroviral treatment initiation threshold among people living with HIV per Ministry of Health guidelines	Is antiretroviral therapy provided in community settings (such as outside health facilities) for people who are stable on antiretroviral therapy in your country?	Percentage of people living with HIV on treatment who are virally suppressed*	Percentage of all people living with HIV who are virally suppressed*	Is there a national policy on routine viral load testing for adults and adolescents?	Percentage of people living with HIV on antiretroviral therapy who received a viral load test
ANTIGUA AND BARBUDA ¹						38%			60%	23%		
BAHAMAS						28%			65%	18%		
BARBADOS						46%			74%	34%		
BELIZE						32%			69%	22%		
CUBA	87%				81%	70%			58%	41%		
DOMINICA ¹						21%			77%	17%		
DOMINICAN REPUBLIC	69%				66%	46%			61%	28%		
GRENADA ¹									68%			
GUYANA	69%				84%	58%			82%	47%		
HAITI	61%				>89%	55%			69%	38%		
JAMAICA	81%				43%	35%			61%	21%		
SAINT KITTS AND NEVIS ¹									58%			
SAINT LUCIA ¹									78%			
SAINT VINCENT AND THE GRENADINES ¹						50%						
SURINAME	62%				79%	48%			74%	36%		
TRINIDAD AND TOBAGO						62%			74%	46%		
CARIBBEAN	64%				81%	52%			67%	34%		

85% and above
70–84%
50–69%
Less than 50%

Yes
Not reported as available
Yes
Not reported as available

85% and above
70–84%
50–69%
Less than 50%

75% and above
55–74%
30–54%
Less than 30%

Treat all
Responses other than treat all

Yes
No

85% and above
70–84%
50–69%
Less than 50%

65% and above
40–64%
25–39%
Less than 25%

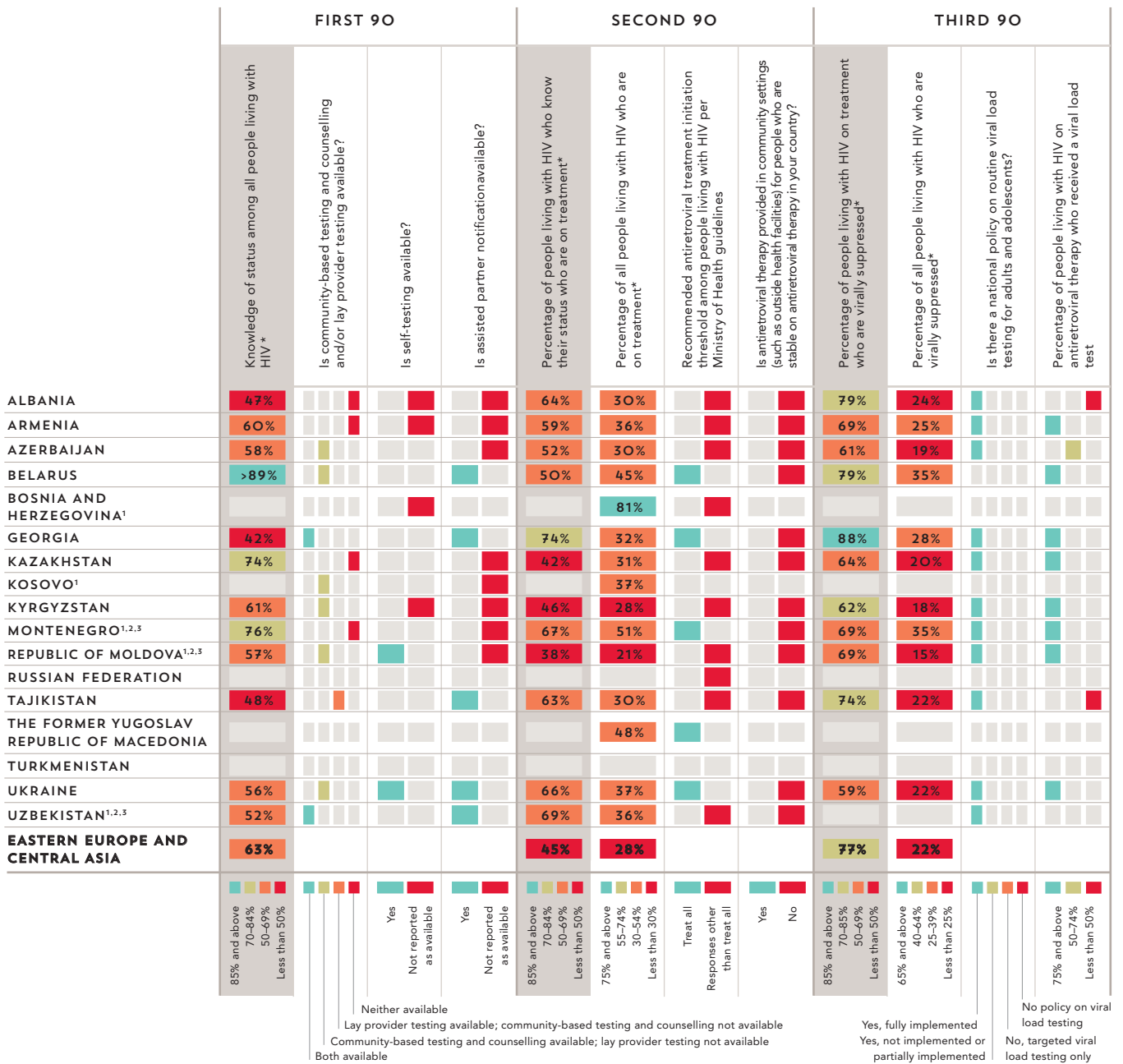
75% and above
50–74%
Less than 50%

No policy on viral load testing
Yes, fully implemented
Yes, not implemented or partially implemented
No, targeted viral load testing only

Neither available
 Lay provider testing available; community-based testing and counselling not available
 Community-based testing and counselling available; lay provider testing not available
 Both available

* The complete set of 90–90–90 measures and testing and treatment cascade data for countries can be found at aidsinfo.unaids.org.
 Source: UNAIDS special analysis, 2017. 2017 Global AIDS Monitoring. UNAIDS 2017 estimates. 2017 National Commitments and Policy Instrument.
¹ Estimates of people living with HIV that inform progress towards 90–90–90 are country-supplied and have not been validated by UNAIDS.

EASTERN EUROPE AND CENTRAL ASIA



* The complete set of 90-90-90 measures and testing and treatment cascade data for countries can be found at aidsinfo.unaids.org
 Source: UNAIDS special analysis, 2017; 2017 Global AIDS Monitoring; UNAIDS 2017 estimates; 2017 National Commitments and Policy Instrument; European Centres for Disease Control and Prevention Continuum of HIV care 2017 progress report.

¹ Estimates of people living with HIV that inform progress towards 90-90-90 are country-supplied and have not been validated by UNAIDS.

² All measures of progress toward 90-90-90 and the testing and treatment cascade are for 2015. Policy measures are as of 2016.

³ Data from European Centres for Disease Control and Prevention Continuum of HIV care 2017 progress report.

WESTERN AND CENTRAL EUROPE AND NORTH AMERICA

	FIRST 90				SECOND 90				THIRD 90			
	Knowledge of status among all people living with HIV *	Is community-based testing and counselling and/or lay provider testing available?	Is self-testing available?	Is assisted partner notification available?	Percentage of people living with HIV who know their status who are on treatment*	Percentage of all people living with HIV who are on treatment*	Recommended antiretroviral treatment initiation threshold among people living with HIV per Ministry of Health guidelines	Is antiretroviral therapy provided in community settings (such as outside health facilities) for people who are stable on antiretroviral therapy in your country?	Percentage of people living with HIV on treatment who are virally suppressed*	Percentage of all people living with HIV who are virally suppressed†	Is there a national policy on routine viral load testing for adults and adolescents?	Percentage of people living with HIV on antiretroviral therapy who received a viral load test
ANDORRA												
AUSTRIA ^{1,2,3}	88%				85%	75%			76%	57%		
BELGIUM ^{1,2,3}	84%				84%	71%			>89%	67%		
BULGARIA ^{1,2,3}	64%				36%	23%			87%	20%		
CANADA ^{1,2}	80%				76%	61%			89%	54%		
CROATIA												
CYPRUS												
CZECHIA	75%				69%	52%			>89%	50%		
DENMARK ^{2,3}	>89%				>89%	>81%			>89%	>73%		
ESTONIA ^{2,3}	84%				40%	34%						
FINLAND												
FRANCE ^{1,2,3}	84%				89%	75%			>89%	68%		
GERMANY ^{1,2,3}	85%				84%	72%			>89%	67%		
GREECE ^{1,2,3}	78%				67%	53%			73%	39%		
HUNGARY ^{1,2,3}	87%				53%	46%			>89%	43%		
ICELAND ²						>81%			>89%	73%		
IRELAND	85%				>89%	77%						
ISRAEL ^{1,2,3}	74%				69%	51%						
ITALY ^{1,2,3}	88%				88%	78%			87%	67%		
LATVIA						26%						
LIECHTENSTEIN												
LITHUANIA	88%				26%	23%			74%	17%		
LUXEMBOURG ²	85%				88%	75%			>89%	68%		
MALTA ^{2,3}	75%				>89%	72%			86%	62%		
MONACO												
NETHERLANDS ^{1,2,3}	88%				88%	77%			>89%	72%		
NORWAY												
POLAND ^{2,3}	57%				63%	36%			>89%	32%		
PORTUGAL	76%				>89%	70%			88%	62%		
ROMANIA	89%				77%	68%			>89%	64%		
SAN MARINO												
SERBIA ^{2,3}	63%				66%	42%			>89%	40%		
SLOVAKIA	79%				74%	59%						
SLOVENIA						54%			83%	44%		
SPAIN ²	82%				>89%	75%			88%	66%		
SWEDEN ^{1,2,3}	>89%				>89%	>81%			>89%	>73%		
SWITZERLAND ^{1,3}	82%				>89%	75%			>89%	72%		
TURKEY												
UNITED KINGDOM ^{1,2,3}	87%				>89%	>81%			>89%	78%		
UNITED STATES												
WESTERN AND CENTRAL EUROPE AND NORTH AMERICA						78%						

85% and above
70-84%
50-69%
Less than 50%

Yes
Not reported as available
Not reported as available

85% and above
70-84%
50-69%
Less than 50%

75% and above
55-74%
30-54%
Less than 30%

Treat all
Responses other than treat all

Yes
No

85% and above
70-85%
50-69%
Less than 50%

65% and above
40-64%
25-39%
Less than 25%

75% and above
50-74%
Less than 50%

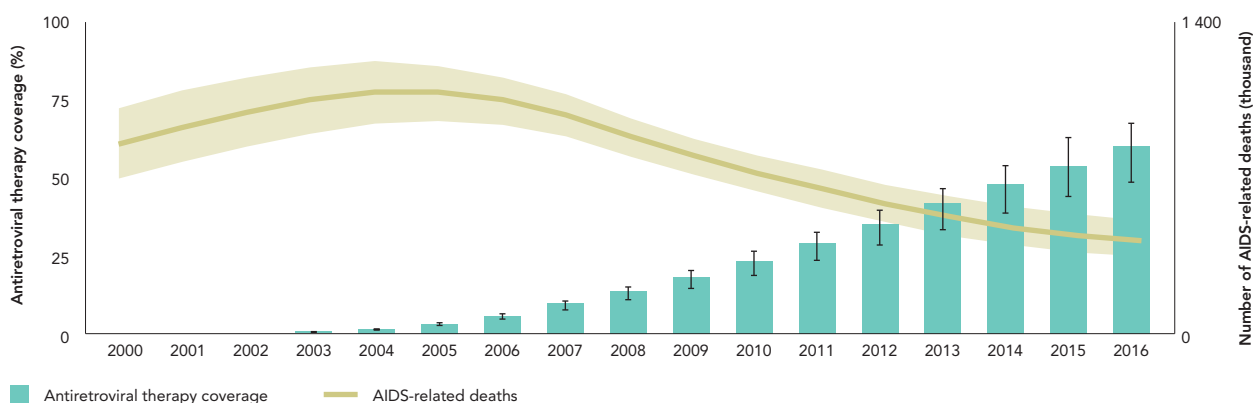
Neither available
Lay provider testing available; community-based testing and counselling not available
Community-based testing and counselling available; lay provider testing not available
Both available

Yes, fully implemented
Yes, not implemented or partially implemented
No, targeted viral load testing only
No policy on viral load testing

* The complete set of 90-90-90 measures and testing and treatment cascade data for countries can be found at aidsinfo.unaids.org.
¹ All measures of progress toward 90-90-90 and the testing and treatment cascade are for 2016 except as follows: 2015: Bulgaria, Germany, Hungary, Israel, Netherlands, Sweden, Switzerland, United Kingdom. 2014: Belgium, Canada, Serbia, Spain. 2013: Austria, France, Greece. 2012: Italy. Policy measures are as of 2016.
² Estimates of people living with HIV that inform progress towards 90-90-90 are country-supplied and have not been validated by UNAIDS.
³ Data from European Centres for Disease Control and Prevention Continuum of HIV care 2017 progress report.
 Source: UNAIDS special analysis, 2017. 2017 Global AIDS Monitoring. UNAIDS 2017 estimates. 2017 National Commitments and Policy Instrument. European Centres for Disease Prevention and Control. Continuum of HIV care 2017 progress report. Stockholm: European Centres for Disease Prevention and Control; 2017.

EASTERN AND SOUTHERN AFRICA OVERVIEW

AIDS-RELATED DEATHS NEARLY CUT IN HALF IN SIX YEARS

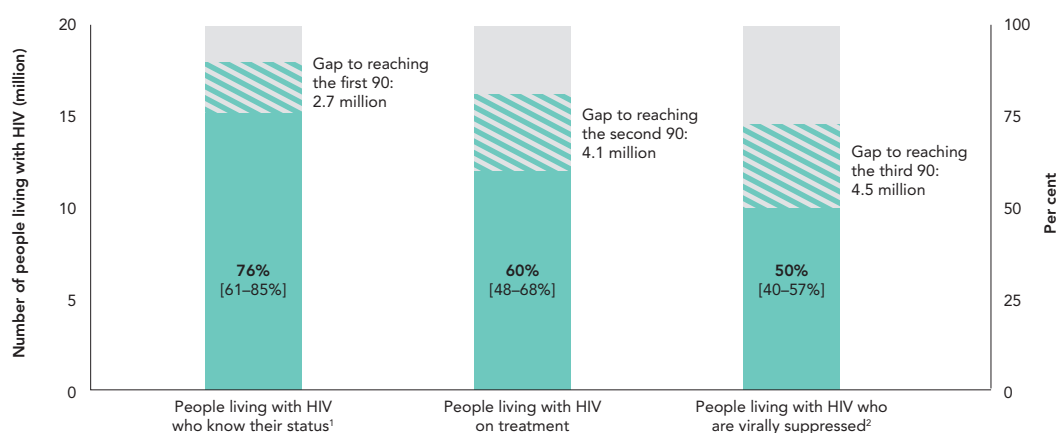


ANTIRETROVIRAL THERAPY COVERAGE AND NUMBER OF AIDS-RELATED DEATHS, EASTERN AND SOUTHERN AFRICA, 2000–2016

Antiretroviral therapy scale-up has been largely responsible for a steep decline in AIDS-related mortality in eastern and southern Africa: the estimated 420 000 [350 000–510 000] AIDS-related deaths in 2016 were 42% fewer than in 2010. The drop in deaths due to AIDS-related illnesses has been even greater among children (aged 0–14 years), declining from an estimated 130 000 [99 000–150 000] in 2010 to 58 000 [41 000–80 000] in 2016. AIDS-related illness remains a leading cause of death in the region, however, especially among young women and girls aged 15–24 years (1).

Source: 2017 Global AIDS Monitoring; UNAIDS 2017 estimates.

HIV TESTING AND TREATMENT CASCADE IN EASTERN AND SOUTHERN AFRICA



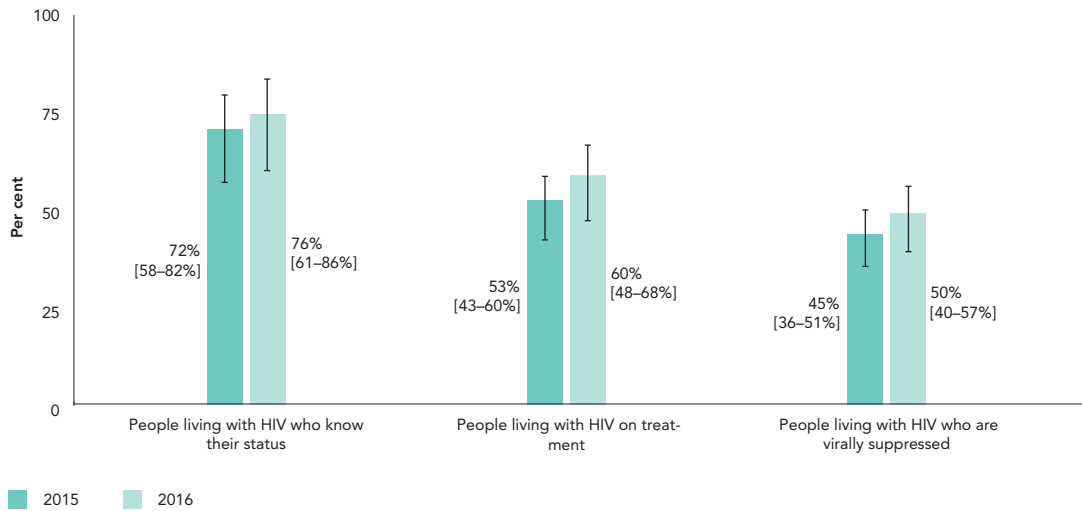
KNOWLEDGE OF HIV STATUS, ANTIRETROVIRAL THERAPY COVERAGE AND VIRAL SUPPRESSION AMONG PEOPLE LIVING WITH HIV, EASTERN AND SOUTHERN AFRICA, 2016

Source: UNAIDS special analysis, 2017; see annex on methods for more details.

¹ 2016 measure derived from data reported by 17 countries, which accounted for 99% of people living with HIV in western and central Africa.

² 2016 measure derived from data reported by 11 countries. Regionally, 37% of all people on antiretroviral therapy were reported to have received a viral load test during the reporting period.

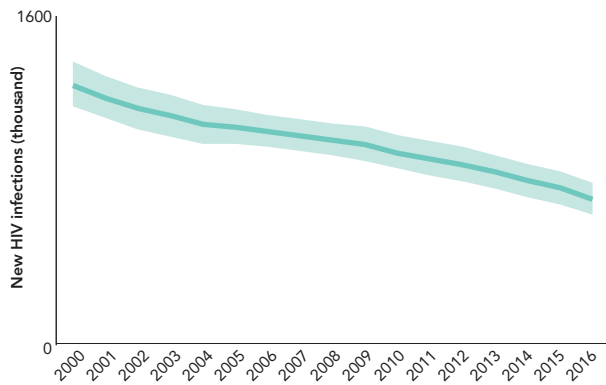
GAINS ACROSS THE TREATMENT CASCADE



KNOWLEDGE OF HIV STATUS, ANTIRETROVIRAL THERAPY COVERAGE AND VIRAL SUPPRESSION AMONG PEOPLE LIVING WITH HIV, EASTERN AND SOUTHERN AFRICA, 2015 AND 2016

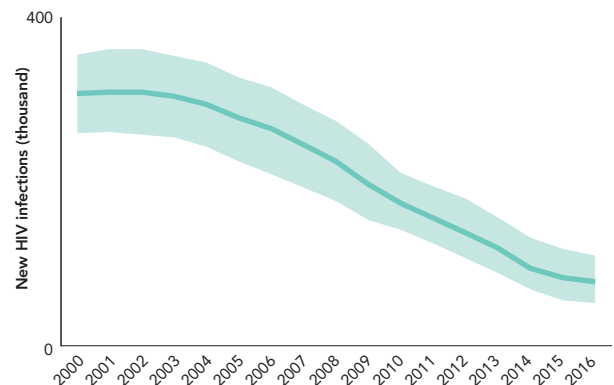
Source: UNAIDS special analysis, 2017; see annex on methods for more details.

HIV INFECTIONS IN WORLD'S MOST AFFECTED REGION DECLINED BY NEARLY A THIRD



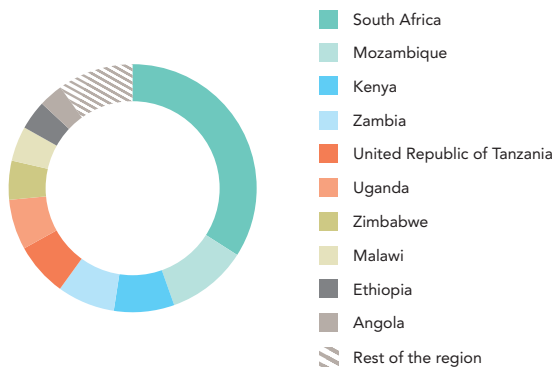
NUMBER OF NEW HIV INFECTIONS, ADULTS (AGED 15 YEARS AND OLDER), EASTERN AND SOUTHERN AFRICA, 2010-2016

Source: UNAIDS 2017 estimates.



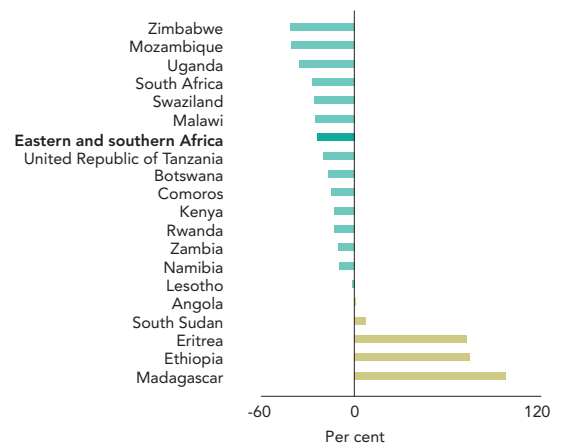
NUMBER OF NEW HIV INFECTIONS, CHILDREN (AGED 0-14 YEARS), EASTERN AND SOUTHERN AFRICA, 2010-2016

Source: UNAIDS 2017 estimates.



DISTRIBUTION OF NEW HIV INFECTIONS, BY COUNTRY, EASTERN AND SOUTHERN AFRICA, 2016

Source: UNAIDS 2017 estimates.



PERCENT CHANGE IN NEW HIV INFECTIONS, BY COUNTRY, EASTERN AND SOUTHERN AFRICA, FROM 2010 TO 2016

Source: UNAIDS 2017 estimates.

ANGOLA

THE HIV EPIDEMIC

	2005	2010	2016
New HIV infections	21 000 [17 000–25 000]	25 000 [20 000–30 000]	25 000 [18 000–32 000]
HIV incidence per 1000 population	1.12 [0.89–1.36]	1.13 [0.92–1.37]	0.94 [0.69–1.23]
AIDS-related deaths	7600 [5600–9700]	9400 [7000–12 000]	11 000 [8200–14 000]
People living with HIV	140 000 [120 000–170 000]	210 000 [170 000–250 000]	280 000 [240 000–330 000]

90-90-90

People living with HIV who:	2016	
Know their HIV status	110 000	40% [33%–47%]
Are on treatment	62 000	22% [18%–26%]
Adults on antiretroviral therapy	59 100	23% [19%–27%]
Are virally suppressed	45 000	16% [13%–19%]

CHILDREN AND PREGNANT WOMEN

	2010	2016
New HIV infections—children	3800 [2700–5100]	3600 [2200–4900]
Antiretroviral therapy coverage — children	8% [6%–10%]	14% [10%–18%]
Coverage of pregnant women living with HIV accessing antiretroviral medicines	27% [20%–34%]	44% [32%–55%]

HIV COMORBIDITIES

Estimated number of incident TB cases among people living with HIV (2015)	28 000 [17 000–41 000]
Proportion of people living with HIV with active TB in HIV care	...
Cervical cancer screening of women living with HIV	...

HIV PREVENTION

Knowledge of HIV prevention among young people (15–24)	44.7%
Condom use at last higher-risk sex (with a non-marital, non-cohabiting partner)	
Males	52.8%
Females	28.7%
Women aged 15–49 who have their demand for family planning satisfied with modern methods	...
Men aged 15–49 who are circumcised	96.1%
Male circumcisions performed according to national standards (2016)	Not applicable
People on PrEP (2016)	...

STIGMA AND DISCRIMINATION

People who report having discriminatory attitudes towards people living with HIV	...
--	-----

POLICIES AND REGULATIONS

	2016
Community delivery of treatment	...
Laws requiring parental consent for adolescents to access sexual and reproductive health services	...
TRIPS flexibilities incorporated in national legislation	...

Laws or policies restricting entry, stay and residence of people living with HIV	...
Criminalization of transmission of, nondisclosure of, or exposure to HIV	...
Recommended CD4 level for treatment initiation	TREAT ALL

HIV EXPENDITURE

	2016
Total expenditure	US\$ 19 767 461
Domestic public expenditure	US\$ 2 932 213
Domestic private expenditure	...
International expenditure	US\$ 16 835 248

KEY POPULATIONS

SEX WORKERS

Estimated size of population	32 629
HIV prevalence	...
Know HIV status	...
Antiretroviral therapy coverage	...
Condom use	82.6%
Condoms distributed to sex workers enrolled in prevention programmes (2016)	...
Coverage of HIV prevention programmes	...
Avoidance of services due to stigma and discrimination	...

PEOPLE WHO INJECT DRUGS

Estimated size of population	...
HIV prevalence	...
Know their HIV status	...
Antiretroviral therapy coverage	...
Condom use	...
Clean needle use at last injection	...
Needles and syringes distributed per person who injects (2016)	...
Coverage of HIV prevention programmes	...
Coverage of opioid substitution therapy (2016)	...
Naloxone available (2016)	...
Safe injection rooms available (2016)	...
Avoidance of services due to stigma and discrimination	...

GAY MEN AND OTHER MEN WHO HAVE SEX WITH MEN

Estimated size of population	23 067
HIV prevalence	...
Know their HIV status	...
Antiretroviral therapy coverage	...
Condom use	...
Condoms distributed to men who have sex with men in prevention programmes (2016)	...
Coverage of HIV prevention programmes	...
Avoidance of services due to stigma and discrimination	...

TRANSGENDER PEOPLE

Estimated size of population	...
HIV prevalence	...
Know their HIV status	...
Antiretroviral therapy coverage	...
Condom use	...
Coverage of HIV prevention programmes	...
Avoidance of services due to stigma and discrimination	...

PRISONERS

Estimated size of population	...
HIV prevalence	...
Antiretroviral therapy coverage	...
HIV prevention programmes in prisons (2016)	...
Condoms distributed	...
Clean needles distributed	...
Prisoners on opioid substitution therapy	...

Unless indicated otherwise, data are from the most recent survey available between 2011 and 2015. Financial data are currently being validated and may be revised. For updates, please see <http://aidsinfo.unaids.org>.

BOTSWANA

THE HIV EPIDEMIC

	2005	2010	2016
New HIV infections	15 000 [13 000–15 000]	13 000 [10 000–14 000]	10 000 [7400–13 000]
HIV incidence per 1000 population	9.70 [8.68–10.25]	7.65 [6.16–8.61]	5.52 [4.03–7.17]
AIDS-related deaths	13 000 [12 000–15 000]	5800 [4600–7400]	3900 [3300–4600]
People living with HIV	300 000 [270 000–320 000]	320 000 [280 000–350 000]	360 000 [320 000–390 000]

90-90-90

People living with HIV who:	2016	
Know their HIV status	310 000	85% [75%–93%]
Are on treatment	300 000	83% [73%–91%]
Adults on antiretroviral therapy	290 000	84% [74%–92%]
Are virally suppressed	280 000	78% [69%–86%]

CHILDREN AND PREGNANT WOMEN

	2010	2016
New HIV infections—children	1000 [<1000–1200]	<1000 [<500–<1000]
Antiretroviral therapy coverage — children	37% [32%–42%]	60% [50%–72%]
Coverage of pregnant women living with HIV accessing antiretroviral medicines	>95% [87%→95%]	>95% [75%→95%]

HIV COMORBIDITIES

Estimated number of incident TB cases among people living with HIV (2015)	4800 [3100–6900]
Proportion of people living with HIV with active TB in HIV care	...
Cervical cancer screening of women living with HIV	...

HIV PREVENTION

Knowledge of HIV prevention among young people (15–24)	47.2%
Condom use at last higher-risk sex (with a non-marital, non-cohabiting partner)	
Males	...
Females	...
Women aged 15–49 who have their demand for family planning satisfied with modern methods	...
Men aged 15–49 who are circumcised	Not applicable
Male circumcisions performed according to national standards (2016)	24 042
People on PrEP (2016)	...

STIGMA AND DISCRIMINATION

People who report they would not buy vegetables from a shopkeeper living with HIV	13.2%
---	-------

POLICIES AND REGULATIONS

	2016
Community delivery of treatment	No
Laws requiring parental consent for adolescents to access sexual and reproductive health services	Yes, <14 years
TRIPS flexibilities incorporated in national legislation	Yes

Laws or policies restricting entry, stay and residence of people living with HIV	No
Criminalization of transmission of, nondisclosure of, or exposure to HIV	Yes
Recommended CD4 level for treatment initiation	TREAT ALL

HIV EXPENDITURE

Total expenditure	...
Domestic public expenditure	...
Domestic private expenditure	...
International expenditure	...

KEY POPULATIONS

SEX WORKERS

Estimated size of population	4 153
HIV prevalence	...
Know HIV status	...
Antiretroviral therapy coverage	...
Condom use	...
Condoms distributed to sex workers enrolled in prevention programmes (2016)	...
Coverage of HIV prevention programmes	...
Avoidance of services due to stigma and discrimination	...

PEOPLE WHO INJECT DRUGS

Estimated size of population	...
HIV prevalence	...
Know their HIV status	...
Antiretroviral therapy coverage	...
Condom use	...
Clean needle use at last injection	...
Needles and syringes distributed per person who injects (2016)	...
Coverage of HIV prevention programmes	...
Coverage of opioid substitution therapy (2016)	...
Naloxone available (2016)	No
Safe injection rooms available (2016)	No
Avoidance of services due to stigma and discrimination	...

GAY MEN AND OTHER MEN WHO HAVE SEX WITH MEN

Estimated size of population	781
HIV prevalence	...
Know their HIV status	...
Antiretroviral therapy coverage	...
Condom use	...
Condoms distributed to men who have sex with men in prevention programmes (2016)	...
Coverage of HIV prevention programmes	...
Avoidance of services due to stigma and discrimination	...

TRANSGENDER PEOPLE

Estimated size of population	...
HIV prevalence	...
Know their HIV status	...
Antiretroviral therapy coverage	...
Condom use	...
Coverage of HIV prevention programmes	...
Avoidance of services due to stigma and discrimination	...

PRISONERS

Estimated size of population	...
HIV prevalence	...
Antiretroviral therapy coverage	...
HIV prevention programmes in prisons (2016)	...
Condoms distributed	...
Clean needles distributed	...
Prisoners on opioid substitution therapy	...

Unless indicated otherwise, data are from the most recent survey available between 2011 and 2015. Financial data are currently being validated and may be revised. For updates, please see <http://aidsinfo.unaids.org>.

COMOROS

THE HIV EPIDEMIC

	2005	2010	2016
New HIV infections	<100 [<100–<100]	<100 [<100–<100]	<100 [<100–<100]
HIV incidence per 1000 population	0.02 [<0.01–0.05]	0.01 [<0.01–0.04]	<0.01 [<0.01–0.03]
AIDS-related deaths	<100 [<100–<100]	<100 [<100–<100]	<100 [<100–<100]
People living with HIV	<100 [<100–<500]	<200 [<100–<500]	<200 [<100–<500]

90-90-90

People living with HIV who:	2016	
Know their HIV status	<100	38% [16%–>95%]
Are on treatment	<100	35% [15%–>95%]
Adults on antiretroviral therapy	40	38% [15%–>95%]
Are virally suppressed	<100	32% [14%–>95%]

CHILDREN AND PREGNANT WOMEN

	2010	2016
New HIV infections—children
Antiretroviral therapy coverage — children
Coverage of pregnant women living with HIV accessing antiretroviral medicines

HIV COMORBIDITIES

Estimated number of incident TB cases among people living with HIV (2015)	<100 [<100–<100]
Proportion of people living with HIV with active TB in HIV care	4.2%
Cervical cancer screening of women living with HIV	...

HIV PREVENTION

Knowledge of HIV prevention among young people (15-24)	20.5%
Condom use at last higher-risk sex (with a non-marital, non-cohabiting partner)	
Males	59.7%
Females	28.4%
Women aged 15-49 who have their demand for family planning satisfied with modern methods	...
Men aged 15-49 who are circumcised	99.3%
Male circumcisions performed according to national standards (2016)	Not applicable
People on PrEP (2016)	...

STIGMA AND DISCRIMINATION

People who report they would not buy vegetables from a shopkeeper living with HIV	55.8%
---	-------

POLICIES AND REGULATIONS

	2016
Community delivery of treatment	No
Laws requiring parental consent for adolescents to access sexual and reproductive health services	No
TRIPS flexibilities incorporated in national legislation	No

Laws or policies restricting entry, stay and residence of people living with HIV	No
Criminalization of transmission of, nondisclosure of, or exposure to HIV	No
Recommended CD4 level for treatment initiation	TREAT ALL

HIV EXPENDITURE

	2016
Total expenditure	US\$ 836 125
Domestic public expenditure	US\$ 39 512
Domestic private expenditure	...
International expenditure	US\$ 796 613

KEY POPULATIONS

SEX WORKERS

Estimated size of population	...
HIV prevalence	...
Know HIV status	...
Antiretroviral therapy coverage	...
Condom use	...
Condoms distributed to sex workers enrolled in prevention programmes (2016)	...
Coverage of HIV prevention programmes	...
Avoidance of services due to stigma and discrimination	...

PEOPLE WHO INJECT DRUGS

Estimated size of population	...
HIV prevalence	...
Know their HIV status	...
Antiretroviral therapy coverage	...
Condom use	...
Clean needle use at last injection	...
Needles and syringes distributed per person who injects (2016)	...
Coverage of HIV prevention programmes	...
Coverage of opioid substitution therapy (2016)	...
Naloxone available (2016)	No
Safe injection rooms available (2016)	No
Avoidance of services due to stigma and discrimination	...

GAY MEN AND OTHER MEN WHO HAVE SEX WITH MEN

Estimated size of population	...
HIV prevalence	...
Know their HIV status	...
Antiretroviral therapy coverage	...
Condom use	53.8%
Condoms distributed to men who have sex with men in prevention programmes (2016)	...
Coverage of HIV prevention programmes	...
Avoidance of services due to stigma and discrimination	...

TRANSGENDER PEOPLE

Estimated size of population	...
HIV prevalence	...
Know their HIV status	...
Antiretroviral therapy coverage	...
Condom use	...
Coverage of HIV prevention programmes	...
Avoidance of services due to stigma and discrimination	...

PRISONERS

Estimated size of population	...
HIV prevalence	...
Antiretroviral therapy coverage	...
HIV prevention programmes in prisons (2016)	...
Condoms distributed	...
Clean needles distributed	...
Prisoners on opioid substitution therapy	...

Unless indicated otherwise, data are from the most recent survey available between 2011 and 2015. Financial data are currently being validated and may be revised. For updates, please see <http://aidsinfo.unaids.org>.

ERITREA

THE HIV EPIDEMIC

	2005	2010	2016
New HIV infections	<1000 [<500–1200]	<500 [<500–1000]	<1000 [<500–1100]
HIV incidence per 1000 population	0.31 [0.17–0.5]	0.15 [0.07–0.28]	0.15 [0.06–0.32]
AIDS-related deaths	1700 [1300–2200]	<1000 [<1000–1400]	<1000 [<500–1000]
People living with HIV	21 000 [15 000–27 000]	17 000 [12 000–23 000]	15 000 [10 000–21 000]

90-90-90

People living with HIV who:	2016	
Know their HIV status
Are on treatment	8,700	59% [42%–84%]
Adults on antiretroviral therapy	8200	62% [45%–89%]
Are virally suppressed

CHILDREN AND PREGNANT WOMEN

	2010	2016
New HIV infections—children	<500 [<200–<500]	<200 [<100–<500]
Antiretroviral therapy coverage — children	10% [7%–14%]	34% [21%–48%]
Coverage of pregnant women living with HIV accessing antiretroviral medicines	17% [12%–25%]	37% [25%–52%]

HIV COMORBIDITIES

Estimated number of incident TB cases among people living with HIV (2015)	<200 [<100–<500]
Proportion of people living with HIV with active TB in HIV care	...
Cervical cancer screening of women living with HIV	...

HIV PREVENTION

Knowledge of HIV prevention among young people (15-24)	...
Condom use at last higher-risk sex (with a non-marital, non-cohabiting partner)	...
Males	...
Females	...
Women aged 15-49 who have their demand for family planning satisfied with modern methods	...
Men aged 15-49 who are circumcised	Not applicable
Male circumcisions performed according to national standards (2016)	Not applicable
People on PrEP (2016)	...

STIGMA AND DISCRIMINATION

People who report having discriminatory attitudes towards people living with HIV	...
--	-----

POLICIES AND REGULATIONS

	2016
Community delivery of treatment	...
Laws requiring parental consent for adolescents to access sexual and reproductive health services	...
TRIPS flexibilities incorporated in national legislation	...

Laws or policies restricting entry, stay and residence of people living with HIV	...
Criminalization of transmission of, nondisclosure of, or exposure to HIV	...
Recommended CD4 level for treatment initiation	TREAT ALL

HIV EXPENDITURE

Total expenditure	...
Domestic public expenditure	...
Domestic private expenditure	...
International expenditure	...

KEY POPULATIONS

SEX WORKERS

Estimated size of population	...
HIV prevalence	10.4%
Know HIV status	...
Antiretroviral therapy coverage	...
Condom use	94.5%
Condoms distributed to sex workers enrolled in prevention programmes (2016)	...
Coverage of HIV prevention programmes	...
Avoidance of services due to stigma and discrimination	...

PEOPLE WHO INJECT DRUGS

Estimated size of population	...
HIV prevalence	...
Know their HIV status	...
Antiretroviral therapy coverage	...
Condom use	...
Clean needle use at last injection	...
Needles and syringes distributed per person who injects (2016)	...
Coverage of HIV prevention programmes	...
Coverage of opioid substitution therapy (2016)	...
Naloxone available (2016)	...
Safe injection rooms available (2016)	...
Avoidance of services due to stigma and discrimination	...

GAY MEN AND OTHER MEN WHO HAVE SEX WITH MEN

Estimated size of population	...
HIV prevalence	...
Know their HIV status	...
Antiretroviral therapy coverage	...
Condom use	...
Condoms distributed to men who have sex with men in prevention programmes (2016)	...
Coverage of HIV prevention programmes	...
Avoidance of services due to stigma and discrimination	...

TRANSGENDER PEOPLE

Estimated size of population	...
HIV prevalence	...
Know their HIV status	...
Antiretroviral therapy coverage	...
Condom use	...
Coverage of HIV prevention programmes	...
Avoidance of services due to stigma and discrimination	...

PRISONERS

Estimated size of population	...
HIV prevalence	2.5%
Antiretroviral therapy coverage	...
HIV prevention programmes in prisons (2016)	...
Condoms distributed	...
Clean needles distributed	...
Prisoners on opioid substitution therapy	...

Unless indicated otherwise, data are from the most recent survey available between 2011 and 2015. Financial data are currently being validated and may be revised. For updates, please see <http://aidsinfo.unaids.org>.

ETHIOPIA

THE HIV EPIDEMIC

	2005	2010	2016
New HIV infections	30 000 [23 000–39 000]	23 000 [16 000–31 000]	30 000 [19 000–41 000]
HIV incidence per 1000 population	0.45 [0.34–0.58]	0.30 [0.2–0.41]	0.33 [0.21–0.45]
AIDS-related deaths	85 000 [71 000–100 000]	39 000 [25 000–52 000]	20 000 [13 000–31 000]
People living with HIV	920 000 [730 000–1 100 000]	720 000 [560 000–910 000]	710 000 [570 000–880 000]

90-90-90

People living with HIV who:	2016	
Know their HIV status	480 000	67% [53%–83%]
Are on treatment	420 000	59% [47%–73%]
Adults on antiretroviral therapy	399 000	61% [49%–75%]
Are virally suppressed	360 000	51% [41%–63%]

CHILDREN AND PREGNANT WOMEN

	2010	2016
New HIV infections—children	8200 [5500–11 000]	3800 [2000–6000]
Antiretroviral therapy coverage — children	12% [9%–15%]	35% [23%–47%]
Coverage of pregnant women living with HIV accessing antiretroviral medicines	25% [17%–32%]	69% [50%–87%]

HIV COMORBIDITIES

Estimated number of incident TB cases among people living with HIV (2015)	16 000 [10 000–23 000]
Proportion of people living with HIV with active TB in HIV care	5.9%
Cervical cancer screening of women living with HIV	...

HIV PREVENTION

Knowledge of HIV prevention among young people (15–24)	28.4%
Condom use at last higher-risk sex (with a non-marital, non-cohabiting partner)	
Males	65.8%
Females	28%
Women aged 15–49 who have their demand for family planning satisfied with modern methods	60.5%
Men aged 15–49 who are circumcised	91.8%
Male circumcisions performed according to national standards (2016)	10 306
People on PrEP (2016)	...

STIGMA AND DISCRIMINATION

People who report they would not buy vegetables from a shopkeeper living with HIV	59.9%
---	-------

POLICIES AND REGULATIONS

	2016
Community delivery of treatment	No
Laws requiring parental consent for adolescents to access sexual and reproductive health services	Yes, <18 years
TRIPS flexibilities incorporated in national legislation	No

Laws or policies restricting entry, stay and residence of people living with HIV	No
Criminalization of transmission of, nondisclosure of, or exposure to HIV	Yes
Recommended CD4 level for treatment initiation	TREAT ALL

HIV EXPENDITURE

	2016
Total expenditure	US\$ 408 577 985
Domestic public expenditure	US\$ 53 357 570
Domestic private expenditure	...
International expenditure	US\$ 355 220 415

KEY POPULATIONS

SEX WORKERS

Estimated size of population	...
HIV prevalence	24.3%
Know HIV status	...
Antiretroviral therapy coverage	...
Condom use	...
Condoms distributed to sex workers enrolled in prevention programmes (2016)	...
Coverage of HIV prevention programmes	...
Avoidance of services due to stigma and discrimination	...

PEOPLE WHO INJECT DRUGS

Estimated size of population	...
HIV prevalence	...
Know their HIV status	...
Antiretroviral therapy coverage	...
Condom use	...
Clean needle use at last injection	...
Needles and syringes distributed per person who injects (2016)	...
Coverage of HIV prevention programmes	...
Coverage of opioid substitution therapy (2016)	...
Naloxone available (2016)	No
Safe injection rooms available (2016)	No
Avoidance of services due to stigma and discrimination	...

GAY MEN AND OTHER MEN WHO HAVE SEX WITH MEN

Estimated size of population	...
HIV prevalence	...
Know their HIV status	...
Antiretroviral therapy coverage	...
Condom use	...
Condoms distributed to men who have sex with men in prevention programmes (2016)	...
Coverage of HIV prevention programmes	...
Avoidance of services due to stigma and discrimination	...

TRANSGENDER PEOPLE

Estimated size of population	...
HIV prevalence	...
Know their HIV status	...
Antiretroviral therapy coverage	...
Condom use	...
Coverage of HIV prevention programmes	...
Avoidance of services due to stigma and discrimination	...

PRISONERS

Estimated size of population	...
HIV prevalence	...
Antiretroviral therapy coverage	...
HIV prevention programmes in prisons (2016)	...
Condoms distributed	...
Clean needles distributed	...
Prisoners on opioid substitution therapy	...

Unless indicated otherwise, data are from the most recent survey available between 2011 and 2015. Financial data are currently being validated and may be revised. For updates, please see <http://aidsinfo.unaids.org>.

KENYA

THE HIV EPIDEMIC

	2005	2010	2016
New HIV infections	91 000 [79 000–100 000]	79 000 [65 000–94 000]	62 000 [45 000–81 000]
HIV incidence per 1000 population	2.87 [2.49–3.29]	2.18 [1.78–2.58]	1.46 [1.06–1.89]
AIDS-related deaths	130 000 [110 000–140 000]	64 000 [53 000–75 000]	36 000 [27 000–46 000]
People living with HIV	1 600 000 [1 400 000–1 700 000]	1 500 000 [1 400 000–1 600 000]	1 600 000 [1 400 000–1 800 000]

90-90-90

People living with HIV who:	2016	
Know their HIV status
Are on treatment	1 000 000	64% [57%–72%]
Adults on antiretroviral therapy	940 000	64% [57%–71%]
Are virally suppressed	810 000	51% [45%–57%]

CHILDREN AND PREGNANT WOMEN

	2010	2016
New HIV infections—children	15 000 [11 000–19 000]	6100 [3200–9200]
Antiretroviral therapy coverage — children	20% [16%–24%]	65% [51%–77%]
Coverage of pregnant women living with HIV accessing antiretroviral medicines	51% [41%–60%]	80% [65%–95%]

HIV COMORBIDITIES

Estimated number of incident TB cases among people living with HIV (2015)	36 000 [29 000–43 000]
Proportion of people living with HIV with active TB in HIV care	...
Cervical cancer screening of women living with HIV	...

HIV PREVENTION

Knowledge of HIV prevention among young people (15–24)	59.6%
Condom use at last higher-risk sex (with a non-marital, non-cohabiting partner)	
Males	73.1%
Females	55.5%
Women aged 15–49 who have their demand for family planning satisfied with modern methods	...
Men aged 15–49 who are circumcised	92.6%
Male circumcisions performed according to national standards (2016)	219 086
People on PrEP (2016)	...

STIGMA AND DISCRIMINATION

People who report they would not buy vegetables from a shopkeeper living with HIV	11.9%
---	-------

POLICIES AND REGULATIONS

	2016
Community delivery of treatment	Yes
Laws requiring parental consent for adolescents to access sexual and reproductive health services	No
TRIPS flexibilities incorporated in national legislation	No data available

Laws or policies restricting entry, stay and residence of people living with HIV	No
Criminalization of transmission of, nondisclosure of, or exposure to HIV	...
Recommended CD4 level for treatment initiation	TREAT ALL

HIV EXPENDITURE

	2016
Total expenditure	Data under validation
Domestic public expenditure	Data under validation
Domestic private expenditure	Data under validation
International expenditure	Data under validation

KEY POPULATIONS

SEX WORKERS

Estimated size of population	133 675
HIV prevalence	...
Know HIV status	...
Antiretroviral therapy coverage	79.7%
Condom use	91.9%
Condoms distributed to sex workers enrolled in prevention programmes (2016)	331
Coverage of HIV prevention programmes	...
Avoidance of services due to stigma and discrimination	...

PEOPLE WHO INJECT DRUGS

Estimated size of population	18 327
HIV prevalence	...
Know their HIV status	...
Antiretroviral therapy coverage	66.8%
Condom use	70.3%
Clean needle use at last injection	89.5%
Needles and syringes distributed per person who injects (2016)	155
Coverage of HIV prevention programmes	...
Coverage of opioid substitution therapy (2016)	8.8%
Naloxone available (2016)	No
Safe injection rooms available (2016)	No
Avoidance of services due to stigma and discrimination	...

GAY MEN AND OTHER MEN WHO HAVE SEX WITH MEN

Estimated size of population	13 019
HIV prevalence	...
Know their HIV status	...
Antiretroviral therapy coverage	69.9%
Condom use	80.4%
Condoms distributed to men who have sex with men in prevention programmes (2016)	332
Coverage of HIV prevention programmes	...
Avoidance of services due to stigma and discrimination	...

TRANSGENDER PEOPLE

Estimated size of population	...
HIV prevalence	...
Know their HIV status	...
Antiretroviral therapy coverage	...
Condom use	...
Coverage of HIV prevention programmes	...
Avoidance of services due to stigma and discrimination	...

PRISONERS

Estimated size of population	...
HIV prevalence	...
Antiretroviral therapy coverage	...
HIV prevention programmes in prisons (2016)	
Condoms distributed	...
Clean needles distributed	...
Prisoners on opioid substitution therapy	...

Unless indicated otherwise, data are from the most recent survey available between 2011 and 2015. Financial data are currently being validated and may be revised. For updates, please see <http://aidsinfo.unaids.org>.

LESOTHO

THE HIV EPIDEMIC

	2005	2010	2016
New HIV infections	20 000 [18 000–22 000]	22 000 [20 000–23 000]	21 000 [19 000–24 000]
HIV incidence per 1000 population	13.59 [12.16–14.42]	13.85 [12.54–14.93]	12.68 [11.28–14.32]
AIDS-related deaths	15 000 [13 000–18 000]	8500 [7200–9700]	9900 [8500–11 000]
People living with HIV	240 000 [220 000–250 000]	270 000 [250 000–290 000]	330 000 [300 000–360 000]

90-90-90

	2016	
People living with HIV who:		
Know their HIV status	240 000	72% [65%–77%]
Are on treatment	180 000	53% [48%–57%]
Adults on antiretroviral therapy	168 000	53% [49%–58%]
Are virally suppressed

CHILDREN AND PREGNANT WOMEN

	2010	2016
New HIV infections—children
Antiretroviral therapy coverage — children
Coverage of pregnant women living with HIV accessing antiretroviral medicines	72% [58%–83%]	66% [53%–74%]

HIV COMORBIDITIES

Estimated number of incident TB cases among people living with HIV (2015)	12 000 [7700–18 000]
Proportion of people living with HIV with active TB in HIV care	...
Cervical cancer screening of women living with HIV	29%

HIV PREVENTION

Knowledge of HIV prevention among young people (15–24)	35.5%
Condom use at last higher-risk sex (with a non-marital, non-cohabiting partner)	
Males	76.6%
Females	76%
Women aged 15–49 who have their demand for family planning satisfied with modern methods	78.9%
Men aged 15–49 who are circumcised	72.3%
Male circumcisions performed according to national standards (2016)	34 157
People on PrEP (2016)	...

STIGMA AND DISCRIMINATION

People who report they would not buy vegetables from a shopkeeper living with HIV	13.9%
---	-------

POLICIES AND REGULATIONS

	2016
Community delivery of treatment	Yes
Laws requiring parental consent for adolescents to access sexual and reproductive health services	No
TRIPS flexibilities incorporated in national legislation	Yes

Laws or policies restricting entry, stay and residence of people living with HIV	No
Criminalization of transmission of, nondisclosure of, or exposure to HIV	No
Recommended CD4 level for treatment initiation	TREAT ALL

HIV EXPENDITURE

	2014
Total expenditure	US\$ 124 054 933
Domestic public expenditure	US\$ 63 646 736
Domestic private expenditure	...
International expenditure	US\$ 60 408 197

KEY POPULATIONS

SEX WORKERS

Estimated size of population	...
HIV prevalence	71.9%
Know HIV status	...
Antiretroviral therapy coverage	...
Condom use	64.9%
Condoms distributed to sex workers enrolled in prevention programmes (2016)	...
Coverage of HIV prevention programmes	...
Avoidance of services due to stigma and discrimination	...

PEOPLE WHO INJECT DRUGS

Estimated size of population	...
HIV prevalence	...
Know their HIV status	...
Antiretroviral therapy coverage	...
Condom use	...
Clean needle use at last injection	...
Needles and syringes distributed per person who injects (2016)	...
Coverage of HIV prevention programmes	...
Coverage of opioid substitution therapy (2016)	...
Naloxone available (2016)	No
Safe injection rooms available (2016)	No
Avoidance of services due to stigma and discrimination	...

GAY MEN AND OTHER MEN WHO HAVE SEX WITH MEN

Estimated size of population	...
HIV prevalence	32.9%
Know their HIV status	...
Antiretroviral therapy coverage	...
Condom use	62.2%
Condoms distributed to men who have sex with men in prevention programmes (2016)	...
Coverage of HIV prevention programmes	...
Avoidance of services due to stigma and discrimination	...

TRANSGENDER PEOPLE

Estimated size of population	...
HIV prevalence	...
Know their HIV status	...
Antiretroviral therapy coverage	...
Condom use	...
Coverage of HIV prevention programmes	...
Avoidance of services due to stigma and discrimination	...

PRISONERS

Estimated size of population	...
HIV prevalence	...
Antiretroviral therapy coverage	...
HIV prevention programmes in prisons (2016)	...
Condoms distributed	...
Clean needles distributed	...
Prisoners on opioid substitution therapy	...

Unless indicated otherwise, data are from the most recent survey available between 2011 and 2015. Financial data are currently being validated and may be revised. For updates, please see <http://aidsinfo.unaids.org>.

MADAGASCAR

THE HIV EPIDEMIC

	2005	2010	2016
New HIV infections	1400 [<1000–1800]	2300 [1800–2800]	4300 [3000–6200]
HIV incidence per 1000 population	0.08 [0.05–0.1]	0.11 [0.09–0.14]	0.18 [0.12–0.26]
AIDS-related deaths	1100 [<1000–1700]	1400 [1100–1700]	1600 [1300–2000]
People living with HIV	19 000 [15 000–23 000]	21 000 [18 000–24 000]	31 000 [25 000–39 000]

90-90-90

	2016	
People living with HIV who:		
Know their HIV status	2200	7% [6%–10%]
Are on treatment	1,700	5% [4%–7%]
Adults on antiretroviral therapy	1700	6% [4%–7%]
Are virally suppressed	<1000	3% [2%–4%]

CHILDREN AND PREGNANT WOMEN

	2010	2016
New HIV infections—children	<500 [<500–<500]	<500 [<500–<500]
Antiretroviral therapy coverage — children	1% [1%–1%]	2% [2%–3%]
Coverage of pregnant women living with HIV accessing antiretroviral medicines	2% [2%–3%]	3% [2%–4%]

HIV COMORBIDITIES

Estimated number of incident TB cases among people living with HIV (2015)	3600 [2200–5400]
Proportion of people living with HIV with active TB in HIV care	20.6%
Cervical cancer screening of women living with HIV	...

HIV PREVENTION

Knowledge of HIV prevention among young people (15–24)	24.1%
Condom use at last higher-risk sex (with a non-marital, non-cohabiting partner)	
Males	13.1%
Females	5%
Women aged 15–49 who have their demand for family planning satisfied with modern methods	...
Men aged 15–49 who are circumcised	94.6%
Male circumcisions performed according to national standards (2016)	Not applicable
People on PrEP (2016)	...

STIGMA AND DISCRIMINATION

People who report having discriminatory attitudes towards people living with HIV	...
--	-----

POLICIES AND REGULATIONS

	2016
Community delivery of treatment	No
Laws requiring parental consent for adolescents to access sexual and reproductive health services	No
TRIPS flexibilities incorporated in national legislation	No

Laws or policies restricting entry, stay and residence of people living with HIV	No
Criminalization of transmission of, nondisclosure of, or exposure to HIV	Yes
Recommended CD4 level for treatment initiation	TREAT ALL

HIV EXPENDITURE

	2016
Total expenditure	US\$ 3 563 919
Domestic public expenditure	US\$ 356 146
Domestic private expenditure	US\$ 5 484
International expenditure	US\$ 3 202 289

KEY POPULATIONS

SEX WORKERS	
Estimated size of population	167 443
HIV prevalence	5.5%
Know HIV status	40.6%
Antiretroviral therapy coverage	...
Condom use	...
Condoms distributed to sex workers enrolled in prevention programmes (2016)	...
Coverage of HIV prevention programmes	...
Avoidance of services due to stigma and discrimination	...

PEOPLE WHO INJECT DRUGS

Estimated size of population	2 033
HIV prevalence	8.5%
Know their HIV status	20.6%
Antiretroviral therapy coverage	...
Condom use	41.8%
Clean needle use at last injection	68.4%
Needles and syringes distributed per person who injects (2016)	...
Coverage of HIV prevention programmes	...
Coverage of opioid substitution therapy (2016)	...
Naloxone available (2016)	No
Safe injection rooms available (2016)	No
Avoidance of services due to stigma and discrimination	...

GAY MEN AND OTHER MEN WHO HAVE SEX WITH MEN

Estimated size of population	14 914
HIV prevalence	14.9%
Know their HIV status	19.3%
Antiretroviral therapy coverage	...
Condom use	57.2%
Condoms distributed to men who have sex with men in prevention programmes (2016)	...
Coverage of HIV prevention programmes	...
Avoidance of services due to stigma and discrimination	...

TRANSGENDER PEOPLE

Estimated size of population	...
HIV prevalence	...
Know their HIV status	...
Antiretroviral therapy coverage	...
Condom use	...
Coverage of HIV prevention programmes	...
Avoidance of services due to stigma and discrimination	...

PRISONERS

Estimated size of population	...
HIV prevalence	...
Antiretroviral therapy coverage	...
HIV prevention programmes in prisons (2016)	
Condoms distributed	7 169
Clean needles distributed	...
Prisoners on opioid substitution therapy	...

Unless indicated otherwise, data are from the most recent survey available between 2011 and 2015. Financial data are currently being validated and may be revised. For updates, please see <http://aidsinfo.unaids.org>.

MALAWI

THE HIV EPIDEMIC

	2005	2010	2016
New HIV infections	74 000 [67 000–79 000]	59 000 [54 000–70 000]	36 000 [31 000–45 000]
HIV incidence per 1000 population	6.61 [5.97–7.05]	4.54 [4.11–5.39]	2.29 [1.96–2.86]
AIDS-related deaths	73 000 [65 000–80 000]	45 000 [39 000–51 000]	24 000 [20 000–31 000]
People living with HIV	950 000 [870 000–1 000 000]	970 000 [900 000–1 000 000]	1 000 000 [970 000–1 100 000]

90-90-90

People living with HIV who:	2016	
Know their HIV status	720 000	70% [66%–74%]
Are on treatment	680 000	66% [62%–70%]
Adults on antiretroviral therapy	626 000	68% [64%–73%]
Are virally suppressed	600 000	59% [55%–63%]

CHILDREN AND PREGNANT WOMEN

	2010	2016
New HIV infections—children	17 000 [14 000–19 000]	4300 [2200–6200]
Antiretroviral therapy coverage — children	13% [11%–14%]	49% [41%–55%]
Coverage of pregnant women living with HIV accessing antiretroviral medicines	23% [19%–26%]	84% [72%–95%]

HIV COMORBIDITIES

Estimated number of incident TB cases among people living with HIV (2015)	18 000 [9400–29 000]
Proportion of people living with HIV with active TB in HIV care	1.7%
Cervical cancer screening of women living with HIV	...

HIV PREVENTION

Knowledge of HIV prevention among young people (15–24)	79.3%
Condom use at last higher-risk sex (with a non-marital, non-cohabiting partner)	
Males	76.3%
Females	49.9%
Women aged 15–49 who have their demand for family planning satisfied with modern methods	73.9%
Men aged 15–49 who are circumcised	27.8%
Male circumcisions performed according to national standards (2016)	129 975
People on PrEP (2016)	...

STIGMA AND DISCRIMINATION

People who report having discriminatory attitudes towards people living with HIV	17.8%
--	-------

POLICIES AND REGULATIONS

	2016
Community delivery of treatment	No
Laws requiring parental consent for adolescents to access sexual and reproductive health services	Yes, <14 years
TRIPS flexibilities incorporated in national legislation	Yes

Laws or policies restricting entry, stay and residence of people living with HIV	No
Criminalization of transmission of, nondisclosure of, or exposure to HIV	No*
Recommended CD4 level for treatment initiation	TREAT ALL

HIV EXPENDITURE

	2015
Total expenditure	Data under validation
Domestic public expenditure	Data under validation
Domestic private expenditure	Data under validation
International expenditure	Data under validation

KEY POPULATIONS

SEX WORKERS	
Estimated size of population	...
HIV prevalence	24.9%
Know HIV status	...
Antiretroviral therapy coverage	...
Condom use	85%
Condoms distributed to sex workers enrolled in prevention programmes (2016)	...
Coverage of HIV prevention programmes	...
Avoidance of services due to stigma and discrimination	...

PEOPLE WHO INJECT DRUGS

Estimated size of population	...
HIV prevalence	...
Know their HIV status	...
Antiretroviral therapy coverage	...
Condom use	...
Clean needle use at last injection	...
Needles and syringes distributed per person who injects (2016)	...
Coverage of HIV prevention programmes	...
Coverage of opioid substitution therapy (2016)	...
Naloxone available (2016)	No
Safe injection rooms available (2016)	No
Avoidance of services due to stigma and discrimination	...

GAY MEN AND OTHER MEN WHO HAVE SEX WITH MEN

Estimated size of population	5 400
HIV prevalence	17.3%
Know their HIV status	...
Antiretroviral therapy coverage	...
Condom use	...
Condoms distributed to men who have sex with men in prevention programmes (2016)	...
Coverage of HIV prevention programmes	...
Avoidance of services due to stigma and discrimination	...

TRANSGENDER PEOPLE

Estimated size of population	...
HIV prevalence	...
Know their HIV status	...
Antiretroviral therapy coverage	...
Condom use	...
Coverage of HIV prevention programmes	...
Avoidance of services due to stigma and discrimination	...

PRISONERS

Estimated size of population	15 000
HIV prevalence	...
Antiretroviral therapy coverage	...
HIV prevention programmes in prisons (2016)	...
Condoms distributed	...
Clean needles distributed	...
Prisoners on opioid substitution therapy	...

Unless indicated otherwise, data are from the most recent survey available between 2011 and 2015. Financial data are currently being validated and may be revised. For updates, please see <http://aidsinfo.unaids.org>.
* No, but prosecutions exist based on general criminal laws.

MAURITIUS

THE HIV EPIDEMIC

	2005	2010	2016
New HIV infections
HIV incidence per 1000 population
AIDS-related deaths
People living with HIV

90-90-90

People living with HIV who:	2016	
Know their HIV status
Are on treatment	2,500	31%
Adults on antiretroviral therapy
Are virally suppressed	1,500	18% [<1%–<1%]

CHILDREN AND PREGNANT WOMEN

	2010	2016
New HIV infections—children
Antiretroviral therapy coverage — children
Coverage of pregnant women living with HIV accessing antiretroviral medicines

HIV COMORBIDITIES

Estimated number of incident TB cases among people living with HIV (2015)	<100 [<100–<100]
Proportion of people living with HIV with active TB in HIV care	0.3%
Cervical cancer screening of women living with HIV	...

HIV PREVENTION

Knowledge of HIV prevention among young people (15-24)	31.8%
Condom use at last higher-risk sex (with a non-marital, non-cohabiting partner)	
Males	...
Females	...
Women aged 15-49 who have their demand for family planning satisfied with modern methods	...
Men aged 15-49 who are circumcised	Not applicable
Male circumcisions performed according to national standards (2016)	Not applicable
People on PrEP (2016)	...

STIGMA AND DISCRIMINATION

People who report having discriminatory attitudes towards people living with HIV	...
--	-----

POLICIES AND REGULATIONS

	2016
Community delivery of treatment	No
Laws requiring parental consent for adolescents to access sexual and reproductive health services	Yes, <14 years
TRIPS flexibilities incorporated in national legislation	Yes

Laws or policies restricting entry, stay and residence of people living with HIV	Yes
Criminalization of transmission of, nondisclosure of, or exposure to HIV	No*
Recommended CD4 level for treatment initiation	≤500 cells/mm3

HIV EXPENDITURE

Total expenditure	...
Domestic public expenditure	...
Domestic private expenditure	...
International expenditure	...

KEY POPULATIONS

SEX WORKERS

Estimated size of population	...
HIV prevalence	15%
Know their HIV status	78.9%
Antiretroviral therapy coverage	...
Condom use	67.2%
Condoms distributed to sex workers enrolled in prevention programmes (2016)	...
Coverage of HIV prevention programmes	...
Avoidance of services due to stigma and discrimination	...

PEOPLE WHO INJECT DRUGS

Estimated size of population	...
HIV prevalence	...
Know their HIV status	71.1%
Antiretroviral therapy coverage	51.7%
Condom use	...
Clean needle use at last injection	...
Needles and syringes distributed per person who injects (2016)	...
Coverage of HIV prevention programmes	...
Coverage of opioid substitution therapy (2016)	37.1%
Naloxone available (2016)	No
Safe injection rooms available (2016)	No
Avoidance of services due to stigma and discrimination	...

GAY MEN AND OTHER MEN WHO HAVE SEX WITH MEN

Estimated size of population	...
HIV prevalence	17.2%
Know their HIV status	86.6%
Antiretroviral therapy coverage	...
Condom use	53.1%
Condoms distributed to men who have sex with men in prevention programmes (2016)	...
Coverage of HIV prevention programmes	...
Avoidance of services due to stigma and discrimination	...

TRANSGENDER PEOPLE

Estimated size of population	...
HIV prevalence	...
Know their HIV status	...
Antiretroviral therapy coverage	...
Condom use	...
Coverage of HIV prevention programmes	...
Avoidance of services due to stigma and discrimination	...

PRISONERS

Estimated size of population	2 225
HIV prevalence	11.8%
Antiretroviral therapy coverage	76.6%
HIV prevention programmes in prisons (2016)	
Condoms distributed	...
Clean needles distributed	...
Prisoners on opioid substitution therapy	362

Unless indicated otherwise, data are from the most recent survey available between 2011 and 2015. Financial data are currently being validated and may be revised. For updates, please see <http://aidsinfo.unaids.org>.
* No, but prosecutions exist based on general criminal laws.

MOZAMBIQUE

THE HIV EPIDEMIC

	2005	2010	2016
New HIV infections	170 000 [150 000–180 000]	150 000 [140 000–170 000]	83 000 [73 000–96 000]
HIV incidence per 1000 population	9.98 [9.03–10.84]	7.95 [7.21–8.8]	3.63 [3.2–4.18]
AIDS-related deaths	78 000 [62 000–96 000]	81 000 [68 000–94 000]	62 000 [50 000–73 000]
People living with HIV	1 400 000 [1 200 000–1 500 000]	1 700 000 [1 500 000–1 900 000]	1 800 000 [1 600 000–2 100 000]

90-90-90

	2016	
People living with HIV who:		
Know their HIV status	1 100 000	61% [46%–71%]
Are on treatment	990 000	54% [41%–63%]
Adults on antiretroviral therapy	914 000	55% [43%–65%]
Are virally suppressed

CHILDREN AND PREGNANT WOMEN

	2010	2016
New HIV infections—children	36 000 [28 000–44 000]	13 000 [7000–20 000]
Antiretroviral therapy coverage — children	8% [6%–10%]	38% [25%–48%]
Coverage of pregnant women living with HIV accessing antiretroviral medicines	18% [14%–21%]	80% [61%–95%]

HIV COMORBIDITIES

Estimated number of incident TB cases among people living with HIV (2015)	79 000 [50 000–120 000]
Proportion of people living with HIV with active TB in HIV care	...
Cervical cancer screening of women living with HIV	...

HIV PREVENTION

Knowledge of HIV prevention among young people (15–24)	34.9%
Condom use at last higher-risk sex (with a non-marital, non-cohabiting partner)	
Males	40.9%
Females	34.2%
Women aged 15–49 who have their demand for family planning satisfied with modern methods	...
Men aged 15–49 who are circumcised	47.4%
Male circumcisions performed according to national standards (2016)	253 079
People on PrEP (2016)	...

STIGMA AND DISCRIMINATION

People who report they would not buy vegetables from a shopkeeper living with HIV	28%
---	-----

POLICIES AND REGULATIONS

	2016
Community delivery of treatment	No
Laws requiring parental consent for adolescents to access sexual and reproductive health services	No
TRIPS flexibilities incorporated in national legislation	No data available

Laws or policies restricting entry, stay and residence of people living with HIV	No
Criminalization of transmission of, nondisclosure of, or exposure to HIV	No
Recommended CD4 level for treatment initiation	TREAT ALL

HIV EXPENDITURE

	2016
Total expenditure	US\$ 329 521 478
Domestic public expenditure	US\$ 8 501 812
Domestic private expenditure	...
International expenditure	US\$ 321 019 666

KEY POPULATIONS

SEX WORKERS	
Estimated size of population	13 554
HIV prevalence	...
Know HIV status	...
Antiretroviral therapy coverage	...
Condom use	...
Condoms distributed to sex workers enrolled in prevention programmes (2016)	...
Coverage of HIV prevention programmes	...
Avoidance of services due to stigma and discrimination	...

PEOPLE WHO INJECT DRUGS

Estimated size of population	1 684
HIV prevalence	...
Know their HIV status	...
Antiretroviral therapy coverage	...
Condom use	...
Clean needle use at last injection	...
Needles and syringes distributed per person who injects (2016)	...
Coverage of HIV prevention programmes	...
Coverage of opioid substitution therapy (2016)	...
Naloxone available (2016)	No
Safe injection rooms available (2016)	No
Avoidance of services due to stigma and discrimination	...

GAY MEN AND OTHER MEN WHO HAVE SEX WITH MEN

Estimated size of population	10 121
HIV prevalence	...
Know their HIV status	...
Antiretroviral therapy coverage	...
Condom use	...
Condoms distributed to men who have sex with men in prevention programmes (2016)	...
Coverage of HIV prevention programmes	...
Avoidance of services due to stigma and discrimination	...

TRANSGENDER PEOPLE

Estimated size of population	...
HIV prevalence	...
Know their HIV status	...
Antiretroviral therapy coverage	...
Condom use	...
Coverage of HIV prevention programmes	...
Avoidance of services due to stigma and discrimination	...

PRISONERS

Estimated size of population	...
HIV prevalence	24%
Antiretroviral therapy coverage	...
HIV prevention programmes in prisons (2016)	...
Condoms distributed	...
Clean needles distributed	...
Prisoners on opioid substitution therapy	...

Unless indicated otherwise, data are from the most recent survey available between 2011 and 2015. Financial data are currently being validated and may be revised. For updates, please see <http://aidsinfo.unaids.org>.

NAMIBIA

THE HIV EPIDEMIC

	2005	2010	2016
New HIV infections	13 000 [12 000–15 000]	12 000 [10 000–13 000]	9600 [8000–11 000]
HIV incidence per 1000 population	7.42 [6.72–8.09]	6.09 [5.25–6.77]	4.37 [3.63–5.06]
AIDS-related deaths	11 000 [9400–13 000]	4800 [3700–5800]	4300 [3300–5500]
People living with HIV	180 000 [170 000–200 000]	200 000 [180 000–220 000]	230 000 [210 000–260 000]

90-90-90

	2016	
People living with HIV who:		
Know their HIV status	180 000	77% [61%–89%]
Are on treatment	150 000	64% [51%–74%]
Adults on antiretroviral therapy	141 000	64% [51%–73%]
Are virally suppressed

CHILDREN AND PREGNANT WOMEN

	2010	2016
New HIV infections—children	1600 [1200–2000]	<500 [<500–<1000]
Antiretroviral therapy coverage — children	53% [41%–62%]	66% [48%–80%]
Coverage of pregnant women living with HIV accessing antiretroviral medicines	75% [62%–87%]	>95% [87%–>95%]

HIV COMORBIDITIES

Estimated number of incident TB cases among people living with HIV (2015)	4900 [3800–6200]
Proportion of people living with HIV with active TB in HIV care	...
Cervical cancer screening of women living with HIV	54%

HIV PREVENTION

Knowledge of HIV prevention among young people (15–24)	58.3%
Condom use at last higher-risk sex (with a non-marital, non-cohabiting partner)	
Males	79.7%
Females	65.5%
Women aged 15–49 who have their demand for family planning satisfied with modern methods	80.4%
Men aged 15–49 who are circumcised	25.5%
Male circumcisions performed according to national standards (2016)	27 340
People on PrEP (2016)	...

STIGMA AND DISCRIMINATION

People who report they would not buy vegetables from a shopkeeper living with HIV	13%
---	-----

POLICIES AND REGULATIONS

	2016
Community delivery of treatment	Yes
Laws requiring parental consent for adolescents to access sexual and reproductive health services	No
TRIPS flexibilities incorporated in national legislation	Yes

Laws or policies restricting entry, stay and residence of people living with HIV	No
Criminalization of transmission of, nondisclosure of, or exposure to HIV	No*
Recommended CD4 level for treatment initiation	TREAT ALL

HIV EXPENDITURE

	2013
Total expenditure	US\$ 213 346 629
Domestic public expenditure	US\$ 136 620 606
Domestic private expenditure	US\$ 2 442 655
International expenditure	US\$ 74 283 368

KEY POPULATIONS

SEX WORKERS

Estimated size of population	8 082
HIV prevalence	...
Know their HIV status	...
Antiretroviral therapy coverage	...
Condom use	...
Condoms distributed to sex workers enrolled in prevention programmes (2016)	...
Coverage of HIV prevention programmes	...
Avoidance of services due to stigma and discrimination	...

PEOPLE WHO INJECT DRUGS

Estimated size of population	...
HIV prevalence	...
Know their HIV status	...
Antiretroviral therapy coverage	...
Condom use	...
Clean needle use at last injection	...
Needles and syringes distributed per person who injects (2016)	...
Coverage of HIV prevention programmes	...
Coverage of opioid substitution therapy (2016)	...
Naloxone available (2016)	No
Safe injection rooms available (2016)	No
Avoidance of services due to stigma and discrimination	...

GAY MEN AND OTHER MEN WHO HAVE SEX WITH MEN

Estimated size of population	6 508
HIV prevalence	...
Know their HIV status	...
Antiretroviral therapy coverage	...
Condom use	...
Condoms distributed to men who have sex with men in prevention programmes (2016)	...
Coverage of HIV prevention programmes	...
Avoidance of services due to stigma and discrimination	...

TRANSGENDER PEOPLE

Estimated size of population	...
HIV prevalence	...
Know their HIV status	...
Antiretroviral therapy coverage	...
Condom use	...
Coverage of HIV prevention programmes	...
Avoidance of services due to stigma and discrimination	...

PRISONERS

Estimated size of population	...
HIV prevalence	...
Antiretroviral therapy coverage	...
HIV prevention programmes in prisons (2016)	...
Condoms distributed	...
Clean needles distributed	...
Prisoners on opioid substitution therapy	...

Unless indicated otherwise, data are from the most recent survey available between 2011 and 2015. Financial data are currently being validated and may be revised. For updates, please see <http://aidsinfo.unaids.org>. * No, but prosecutions exist based on general criminal laws.

RWANDA

THE HIV EPIDEMIC

	2005	2010	2016
New HIV infections	13 000 [11 000–15 000]	9800 [8200–11 000]	7500 [5800–9500]
HIV incidence per 1000 population	1.65 [1.38–1.96]	1.07 [0.91–1.25]	0.70 [0.56–0.88]
AIDS-related deaths	15 000 [13 000–17 000]	5600 [4100–7400]	3300 [2500–4200]
People living with HIV	210 000 [180 000–240 000]	210 000 [180 000–240 000]	220 000 [200 000–250 000]

90-90-90

	2016	
People living with HIV who:		
Know their HIV status	200 000	87% [75%–95%]
Are on treatment	180 000	80% [69%–89%]
Adults on antiretroviral therapy	170 000	81% [72%–91%]
Are virally suppressed

CHILDREN AND PREGNANT WOMEN

	2010	2016
New HIV infections—children	2100 [1200–2900]	<1000 [<500–1300]
Antiretroviral therapy coverage — children	32% [25%–39%]	55% [38%–75%]
Coverage of pregnant women living with HIV accessing antiretroviral medicines	62% [47%–74%]	82% [63%–95%]

HIV COMORBIDITIES

Estimated number of incident TB cases among people living with HIV (2015)	1800 [1100–2500]
Proportion of people living with HIV with active TB in HIV care	...
Cervical cancer screening of women living with HIV	...

HIV PREVENTION

Knowledge of HIV prevention among young people (15–24)	51%
Condom use at last higher-risk sex (with a non-marital, non-cohabiting partner)	
Males	65.9%
Females	47.5%
Women aged 15–49 who have their demand for family planning satisfied with modern methods	...
Men aged 15–49 who are circumcised	29.6%
Male circumcisions performed according to national standards (2016)	137 218
People on PrEP (2016)	...

STIGMA AND DISCRIMINATION

People who report they would not buy vegetables from a shopkeeper living with HIV	9.9%
---	------

POLICIES AND REGULATIONS

	2016
Community delivery of treatment	No
Laws requiring parental consent for adolescents to access sexual and reproductive health services	No
TRIPS flexibilities incorporated in national legislation	Yes

Laws or policies restricting entry, stay and residence of people living with HIV	No
Criminalization of transmission of, nondisclosure of, or exposure to HIV	No*
Recommended CD4 level for treatment initiation	TREAT ALL

HIV EXPENDITURE

	2012
Total expenditure	US\$ 243 667 683
Domestic public expenditure	US\$ 19 946 470
Domestic private expenditure	...
International expenditure	US\$ 223 721 213

KEY POPULATIONS

SEX WORKERS	
Estimated size of population	12 278
HIV prevalence	45.8%
Know HIV status	95.1%
Antiretroviral therapy coverage	...
Condom use	84.3%
Condoms distributed to sex workers enrolled in prevention programmes (2016)	...
Coverage of HIV prevention programmes	...
Avoidance of services due to stigma and discrimination	...

PEOPLE WHO INJECT DRUGS

Estimated size of population	...
HIV prevalence	...
Know their HIV status	...
Antiretroviral therapy coverage	...
Condom use	...
Clean needle use at last injection	...
Needles and syringes distributed per person who injects (2016)	...
Coverage of HIV prevention programmes	...
Coverage of opioid substitution therapy (2016)	...
Naloxone available (2016)	No
Safe injection rooms available (2016)	No
Avoidance of services due to stigma and discrimination	...

GAY MEN AND OTHER MEN WHO HAVE SEX WITH MEN

Estimated size of population	...
HIV prevalence	...
Know their HIV status	83%
Antiretroviral therapy coverage	...
Condom use	71.4%
Condoms distributed to men who have sex with men in prevention programmes (2016)	...
Coverage of HIV prevention programmes	...
Avoidance of services due to stigma and discrimination	...

TRANSGENDER PEOPLE

Estimated size of population	...
HIV prevalence	...
Know their HIV status	...
Antiretroviral therapy coverage	...
Condom use	...
Coverage of HIV prevention programmes	...
Avoidance of services due to stigma and discrimination	...

PRISONERS

Estimated size of population	...
HIV prevalence	...
Antiretroviral therapy coverage	...
HIV prevention programmes in prisons (2016)	...
Condoms distributed	...
Clean needles distributed	...
Prisoners on opioid substitution therapy	...

Unless indicated otherwise, data are from the most recent survey available between 2011 and 2015. Financial data are currently being validated and may be revised. For updates, please see <http://aidsinfo.unaids.org>.
* No, but prosecutions exist based on general criminal laws.

SEYCHELLES

THE HIV EPIDEMIC

	2005	2010	2016
New HIV infections
HIV incidence per 1000 population
AIDS-related deaths
People living with HIV

90-90-90

	2016	
People living with HIV who: Know their HIV status
Are on treatment	<500	61%
Adults on antiretroviral therapy
Are virally suppressed	<500	51% [<1%–<1%]

CHILDREN AND PREGNANT WOMEN

	2010	2016
New HIV infections—children
Antiretroviral therapy coverage — children
Coverage of pregnant women living with HIV accessing antiretroviral medicines

HIV COMORBIDITIES

Estimated number of incident TB cases among people living with HIV (2015)	<100 [<100–<100]
Proportion of people living with HIV with active TB in HIV care	1.3%
Cervical cancer screening of women living with HIV	...

HIV PREVENTION

Knowledge of HIV prevention among young people (15-24)	...
Condom use at last higher-risk sex (with a non-marital, non-cohabiting partner)	...
Males	...
Females	...
Women aged 15-49 who have their demand for family planning satisfied with modern methods	...
Men aged 15-49 who are circumcised	Not applicable
Male circumcisions performed according to national standards (2016)	Not applicable
People on PrEP (2016)	1

STIGMA AND DISCRIMINATION

People who report having discriminatory attitudes towards people living with HIV	...
--	-----

POLICIES AND REGULATIONS

	2016
Community delivery of treatment	No
Laws requiring parental consent for adolescents to access sexual and reproductive health services	Yes, <18 years
TRIPS flexibilities incorporated in national legislation	No

Laws or policies restricting entry, stay and residence of people living with HIV	No
Criminalization of transmission of, nondisclosure of, or exposure to HIV	...
Recommended CD4 level for treatment initiation	TREAT ALL

HIV EXPENDITURE

	2016
Total expenditure	Data under validation
Domestic public expenditure	Data under validation
Domestic private expenditure	Data under validation
International expenditure	Data under validation

KEY POPULATIONS

SEX WORKERS	
Estimated size of population	586
HIV prevalence	4.6%
Know their HIV status	...
Antiretroviral therapy coverage	...
Condom use	16%
Condoms distributed to sex workers enrolled in prevention programmes (2016)	...
Coverage of HIV prevention programmes	...
Avoidance of services due to stigma and discrimination	...

PEOPLE WHO INJECT DRUGS

Estimated size of population	1 671
HIV prevalence	3.8%
Know their HIV status	...
Antiretroviral therapy coverage	...
Condom use	...
Clean needle use at last injection	...
Needles and syringes distributed per person who injects (2016)	6
Coverage of HIV prevention programmes	...
Coverage of opioid substitution therapy (2016)	26.6%
Naloxone available (2016)	No
Safe injection rooms available (2016)	No
Avoidance of services due to stigma and discrimination	...

GAY MEN AND OTHER MEN WHO HAVE SEX WITH MEN

Estimated size of population	1 084
HIV prevalence	...
Know their HIV status	...
Antiretroviral therapy coverage	...
Condom use	...
Condoms distributed to men who have sex with men in prevention programmes (2016)	...
Coverage of HIV prevention programmes	...
Avoidance of services due to stigma and discrimination	...

TRANSGENDER PEOPLE

Estimated size of population	...
HIV prevalence	...
Know their HIV status	...
Antiretroviral therapy coverage	...
Condom use	...
Coverage of HIV prevention programmes	...
Avoidance of services due to stigma and discrimination	...

PRISONERS

Estimated size of population	441
HIV prevalence	4.07%
Antiretroviral therapy coverage	69.4%
HIV prevention programmes in prisons (2016)	...
Condoms distributed	2 000
Clean needles distributed	...
Prisoners on opioid substitution therapy	...

Unless indicated otherwise, data are from the most recent survey available between 2011 and 2015. Financial data are currently being validated and may be revised. For updates, please see <http://aidsinfo.unaids.org>.

SOUTH AFRICA

THE HIV EPIDEMIC

	2005	2010	2016
New HIV infections	500 000 [470 000–530 000]	380 000 [350 000–410 000]	270 000 [240 000–290 000]
HIV incidence per 1000 population	11.78 [11.12–12.47]	8.37 [7.76–8.99]	5.58 [5.04–6.1]
AIDS-related deaths	270 000 [240 000–310 000]	210 000 [190 000–230 000]	110 000 [88 000–140 000]
People living with HIV	5 100 000 [4 700 000–5 700 000]	6 100 000 [5 400 000–6 800 000]	7 100 000 [6 400 000–7 800 000]

90-90-90

People living with HIV who:	2016	
Know their HIV status	6 100 000	86% [77%–94%]
Are on treatment	3 900 000	56% [50%–61%]
Adults on antiretroviral therapy	3 757 000	56% [50%–61%]
Are virally suppressed	3 200 000	45% [40%–49%]

CHILDREN AND PREGNANT WOMEN

	2010	2016
New HIV infections—children	25 000 [21 000–37 000]	12 000 [9600–22 000]
Antiretroviral therapy coverage — children	29% [24%–34%]	55% [45%–70%]
Coverage of pregnant women living with HIV accessing antiretroviral medicines	93% [72%→95%]	>95% [76%→95%]

HIV COMORBIDITIES

Estimated number of incident TB cases among people living with HIV (2015)	260 000 [160 000–370 000]
Proportion of people living with HIV with active TB in HIV care	...
Cervical cancer screening of women living with HIV	...

HIV PREVENTION

Knowledge of HIV prevention among young people (15-24)	45.8%
Condom use at last higher-risk sex (with a non-marital, non-cohabiting partner)	
Males	...
Females	...
Women aged 15-49 who have their demand for family planning satisfied with modern methods	...
Men aged 15-49 who are circumcised	Not applicable
Male circumcisions performed according to national standards (2016)	497 186
People on PrEP (2016)	854

STIGMA AND DISCRIMINATION

People who report having discriminatory attitudes towards people living with HIV	...
--	-----

POLICIES AND REGULATIONS

	2016
Community delivery of treatment	Yes
Laws requiring parental consent for adolescents to access sexual and reproductive health services	...
TRIPS flexibilities incorporated in national legislation	No

Laws or policies restricting entry, stay and residence of people living with HIV	No
Criminalization of transmission of, nondisclosure of, or exposure to HIV	No*
Recommended CD4 level for treatment initiation	TREAT ALL

HIV EXPENDITURE

	2015
Total expenditure	US\$ 1877 601 920
Domestic public expenditure	US\$ 1344 843 914
Domestic private expenditure	...
International expenditure	US\$ 532 758 006

KEY POPULATIONS

SEX WORKERS

Estimated size of population	...
HIV prevalence	57.7%
Know HIV status	...
Antiretroviral therapy coverage	...
Condom use	86.1%
Condoms distributed to sex workers enrolled in prevention programmes (2016)	...
Coverage of HIV prevention programmes	...
Avoidance of services due to stigma and discrimination	...

PEOPLE WHO INJECT DRUGS

Estimated size of population	...
HIV prevalence	...
Know their HIV status	...
Antiretroviral therapy coverage	...
Condom use	...
Clean needle use at last injection	...
Needles and syringes distributed per person who injects (2016)	...
Coverage of HIV prevention programmes	...
Coverage of opioid substitution therapy (2016)	...
Naloxone available (2016)	Yes
Safe injection rooms available (2016)	No
Avoidance of services due to stigma and discrimination	...

GAY MEN AND OTHER MEN WHO HAVE SEX WITH MEN

Estimated size of population	...
HIV prevalence	26.8%
Know their HIV status	...
Antiretroviral therapy coverage	...
Condom use	80.7%
Condoms distributed to men who have sex with men in prevention programmes (2016)	...
Coverage of HIV prevention programmes	...
Avoidance of services due to stigma and discrimination	...

TRANSGENDER PEOPLE

Estimated size of population	...
HIV prevalence	...
Know their HIV status	...
Antiretroviral therapy coverage	...
Condom use	...
Coverage of HIV prevention programmes	...
Avoidance of services due to stigma and discrimination	...

PRISONERS

Estimated size of population	...
HIV prevalence	...
Antiretroviral therapy coverage	...
HIV prevention programmes in prisons (2016)	
Condoms distributed	1 967 109
Clean needles distributed	...
Prisoners on opioid substitution therapy	...

Unless indicated otherwise, data are from the most recent survey available between 2011 and 2015. Financial data are currently being validated and may be revised. For updates, please see <http://aidsinfo.unaids.org>.
* No, but prosecutions exist based on general criminal laws.

SOUTH SUDAN

THE HIV EPIDEMIC

	2005	2010	2016
New HIV infections	17 000 [12 000–23 000]	16 000 [9200–23 000]	16 000 [7300–30 000]
HIV incidence per 1000 population	2.20 [1.57–3.04]	1.66 [0.96–2.39]	1.35 [0.61–2.47]
AIDS-related deaths	8100 [4500–12 000]	13 000 [9300–17 000]	13 000 [9500–18 000]
People living with HIV	150 000 [110 000–200 000]	180 000 [150 000–230 000]	200 000 [130 000–290 000]

90-90-90

People living with HIV who:	2016	
Know their HIV status
Are on treatment	19 000	10% [5%–14%]
Adults on antiretroviral therapy	18 500	10% [5%–15%]
Are virally suppressed

CHILDREN AND PREGNANT WOMEN

	2010	2016
New HIV infections—children	2800 [2000–3800]	2400 [1200–3900]
Antiretroviral therapy coverage — children	1% [0%–1%]	5% [3%–7%]
Coverage of pregnant women living with HIV accessing antiretroviral medicines	8% [5%–10%]	29% [17%–42%]

HIV COMORBIDITIES

Estimated number of incident TB cases among people living with HIV (2015)	2100 [1300–3000]
Proportion of people living with HIV with active TB in HIV care	3.4%
Cervical cancer screening of women living with HIV	...

HIV PREVENTION

Knowledge of HIV prevention among young people (15–24)	...
Condom use at last higher-risk sex (with a non-marital, non-cohabiting partner)	...
Males	...
Females	...
Women aged 15–49 who have their demand for family planning satisfied with modern methods	...
Men aged 15–49 who are circumcised	Not applicable
Male circumcisions performed according to national standards (2016)	Not applicable
People on PrEP (2016)	...

STIGMA AND DISCRIMINATION

People who report having discriminatory attitudes towards people living with HIV	...
--	-----

POLICIES AND REGULATIONS

	2016
Community delivery of treatment	Yes
Laws requiring parental consent for adolescents to access sexual and reproductive health services	No
TRIPS flexibilities incorporated in national legislation	No

Laws or policies restricting entry, stay and residence of people living with HIV	No
Criminalization of transmission of, nondisclosure of, or exposure to HIV	No
Recommended CD4 level for treatment initiation	TREAT ALL

HIV EXPENDITURE

	2015
Total expenditure	US\$ 18 109 904
Domestic public expenditure	US\$ 18 109 904
Domestic private expenditure	...
International expenditure	...

KEY POPULATIONS

SEX WORKERS

Estimated size of population	...
HIV prevalence	...
Know HIV status	...
Antiretroviral therapy coverage	...
Condom use	...
Condoms distributed to sex workers enrolled in prevention programmes (2016)	3
Coverage of HIV prevention programmes	...
Avoidance of services due to stigma and discrimination	...

PEOPLE WHO INJECT DRUGS

Estimated size of population	...
HIV prevalence	...
Know their HIV status	...
Antiretroviral therapy coverage	...
Condom use	...
Clean needle use at last injection	...
Needles and syringes distributed per person who injects (2016)	...
Coverage of HIV prevention programmes	...
Coverage of opioid substitution therapy (2016)	...
Naloxone available (2016)	No
Safe injection rooms available (2016)	No
Avoidance of services due to stigma and discrimination	...

GAY MEN AND OTHER MEN WHO HAVE SEX WITH MEN

Estimated size of population	...
HIV prevalence	...
Know their HIV status	...
Antiretroviral therapy coverage	...
Condom use	...
Condoms distributed to men who have sex with men in prevention programmes (2016)	...
Coverage of HIV prevention programmes	...
Avoidance of services due to stigma and discrimination	...

TRANSGENDER PEOPLE

Estimated size of population	...
HIV prevalence	...
Know their HIV status	...
Antiretroviral therapy coverage	...
Condom use	...
Coverage of HIV prevention programmes	...
Avoidance of services due to stigma and discrimination	...

PRISONERS

Estimated size of population	...
HIV prevalence	...
Antiretroviral therapy coverage	...
HIV prevention programmes in prisons (2016)	...
Condoms distributed	...
Clean needles distributed	...
Prisoners on opioid substitution therapy	...

Unless indicated otherwise, data are from the most recent survey available between 2011 and 2015. Financial data are currently being validated and may be revised. For updates, please see <http://aidsinfo.unaids.org>.

SWAZILAND

THE HIV EPIDEMIC

	2005	2010	2016
New HIV infections	13 000 [12 000–14 000]	13 000 [12 000–14 000]	8800 [7300–11 000]
HIV incidence per 1000 population	16.26 [15.13–17.32]	14.85 [13.87–15.83]	9.37 [7.76–11.32]
AIDS-related deaths	10 000 [9000–12 000]	6500 [5800–7200]	3900 [3400–4400]
People living with HIV	170 000 [150 000–180 000]	180 000 [170 000–200 000]	220 000 [200 000–230 000]

90-90-90

People living with HIV who:	2016	
Know their HIV status
Are on treatment	170 000	79% [63%–89%]
Adults on antiretroviral therapy	162 000	80% [64%–90%]
Are virally suppressed	150 000	68% [54%–77%]

CHILDREN AND PREGNANT WOMEN

	2010	2016
New HIV infections—children	1800 [1500–2200]	<1000 [<1000–<1000]
Antiretroviral therapy coverage — children	30% [24%–36%]	64% [50%–76%]
Coverage of pregnant women living with HIV accessing antiretroviral medicines	77% [67%–88%]	95% [81%–95%]

HIV COMORBIDITIES

Estimated number of incident TB cases among people living with HIV (2015)	5200 [3400–7500]
Proportion of people living with HIV with active TB in HIV care	1.7%
Cervical cancer screening of women living with HIV	...

HIV PREVENTION

Knowledge of HIV prevention among young people (15–24)	56%
Condom use at last higher-risk sex (with a non-marital, non-cohabiting partner)	
Males	67.3%
Females	53.9%
Women aged 15–49 who have their demand for family planning satisfied with modern methods	...
Men aged 15–49 who are circumcised	8.2%
Male circumcisions performed according to national standards (2016)	17 374
People on PrEP (2016)	...

STIGMA AND DISCRIMINATION

People who report having discriminatory attitudes towards people living with HIV	...
--	-----

POLICIES AND REGULATIONS

	2016
Community delivery of treatment	Yes
Laws requiring parental consent for adolescents to access sexual and reproductive health services	Yes, <18 years
TRIPS flexibilities incorporated in national legislation	No

Laws or policies restricting entry, stay and residence of people living with HIV	No
Criminalization of transmission of, nondisclosure of, or exposure to HIV	No
Recommended CD4 level for treatment initiation	TREAT ALL

HIV EXPENDITURE

	2013
Total expenditure	US\$ 96 931 522
Domestic public expenditure	US\$ 33 155 127
Domestic private expenditure	...
International expenditure	US\$ 63 776 395

KEY POPULATIONS

SEX WORKERS	
Estimated size of population	4 043
HIV prevalence	60.5%
Know HIV status	...
Antiretroviral therapy coverage	...
Condom use	82.9%
Condoms distributed to sex workers enrolled in prevention programmes (2016)	...
Coverage of HIV prevention programmes	...
Avoidance of services due to stigma and discrimination	...

PEOPLE WHO INJECT DRUGS

Estimated size of population	...
HIV prevalence	...
Know their HIV status	...
Antiretroviral therapy coverage	...
Condom use	...
Clean needle use at last injection	...
Needles and syringes distributed per person who injects (2016)	...
Coverage of HIV prevention programmes	...
Coverage of opioid substitution therapy (2016)	...
Naloxone available (2016)	No
Safe injection rooms available (2016)	No
Avoidance of services due to stigma and discrimination	...

GAY MEN AND OTHER MEN WHO HAVE SEX WITH MEN

Estimated size of population	2 413
HIV prevalence	12.6%
Know their HIV status	...
Antiretroviral therapy coverage	...
Condom use	46%
Condoms distributed to men who have sex with men in prevention programmes (2016)	...
Coverage of HIV prevention programmes	...
Avoidance of services due to stigma and discrimination	...

TRANSGENDER PEOPLE

Estimated size of population	...
HIV prevalence	...
Know their HIV status	...
Antiretroviral therapy coverage	...
Condom use	...
Coverage of HIV prevention programmes	...
Avoidance of services due to stigma and discrimination	...

PRISONERS

Estimated size of population	2 687
HIV prevalence	34.9%
Antiretroviral therapy coverage	...
HIV prevention programmes in prisons (2016)	
Condoms distributed	...
Clean needles distributed	...
Prisoners on opioid substitution therapy	...

Unless indicated otherwise, data are from the most recent survey available between 2011 and 2015. Financial data are currently being validated and may be revised. For updates, please see <http://aidsinfo.unaids.org>.

UGANDA

THE HIV EPIDEMIC

	2005	2010	2016
New HIV infections	110 000 [95 000–120 000]	99 000 [86 000–120 000]	52 000 [42 000–64 000]
HIV incidence per 1000 population	4.45 [4.01–5.03]	3.53 [3.05–4.13]	1.50 [1.21–1.86]
AIDS-related deaths	84 000 [73 000–95 000]	63 000 [54 000–74 000]	28 000 [22 000–38 000]
People living with HIV	1 200 000 [1 100 000–1 200 000]	1 300 000 [1 200 000–1 400 000]	1 400 000 [1 300 000–1 500 000]

90-90-90

	2016	
People living with HIV who:		
Know their HIV status	1 000 000	74% [70%–80%]
Are on treatment	940 000	67% [63%–72%]
Adults on antiretroviral therapy	876 000	69% [64%–75%]
Are virally suppressed

CHILDREN AND PREGNANT WOMEN

	2010	2016
New HIV infections—children	26 000 [22 000–31 000]	4600 [3800–7600]
Antiretroviral therapy coverage — children	11% [10%–13%]	47% [42%–55%]
Coverage of pregnant women living with HIV accessing antiretroviral medicines	27% [24%–31%]	>95% [88%–>95%]

HIV COMORBIDITIES

Estimated number of incident TB cases among people living with HIV (2015)	26 000 [16 000–37 000]
Proportion of people living with HIV with active TB in HIV care	7.5%
Cervical cancer screening of women living with HIV	...

HIV PREVENTION

Knowledge of HIV prevention among young people (15-24)	38.4%
Condom use at last higher-risk sex (with a non-marital, non-cohabiting partner)	
Males	60%
Females	45.5%
Women aged 15-49 who have their demand for family planning satisfied with modern methods	43%
Men aged 15-49 who are circumcised	26.8%
Male circumcisions performed according to national standards (2016)	411 459
People on PrEP (2016)	...

STIGMA AND DISCRIMINATION

People who report they would not buy vegetables from a shopkeeper living with HIV	26.2%
---	-------

POLICIES AND REGULATIONS

	2016
Community delivery of treatment	Yes
Laws requiring parental consent for adolescents to access sexual and reproductive health services	No
TRIPS flexibilities incorporated in national legislation	No data available

Laws or policies restricting entry, stay and residence of people living with HIV	No
Criminalization of transmission of, nondisclosure of, or exposure to HIV	Yes
Recommended CD4 level for treatment initiation	TREAT ALL

HIV EXPENDITURE

Total expenditure	...
Domestic public expenditure	...
Domestic private expenditure	...
International expenditure	...

KEY POPULATIONS

SEX WORKERS

Estimated size of population	...
HIV prevalence	...
Know HIV status	...
Antiretroviral therapy coverage	...
Condom use	69.4%
Condoms distributed to sex workers enrolled in prevention programmes (2016)	...
Coverage of HIV prevention programmes	...
Avoidance of services due to stigma and discrimination	...

PEOPLE WHO INJECT DRUGS

Estimated size of population	...
HIV prevalence	...
Know their HIV status	...
Antiretroviral therapy coverage	...
Condom use	...
Clean needle use at last injection	...
Needles and syringes distributed per person who injects (2016)	...
Coverage of HIV prevention programmes	...
Coverage of opioid substitution therapy (2016)	...
Naloxone available (2016)	No
Safe injection rooms available (2016)	No
Avoidance of services due to stigma and discrimination	...

GAY MEN AND OTHER MEN WHO HAVE SEX WITH MEN

Estimated size of population	...
HIV prevalence	...
Know their HIV status	...
Antiretroviral therapy coverage	...
Condom use	39%
Condoms distributed to men who have sex with men in prevention programmes (2016)	...
Coverage of HIV prevention programmes	...
Avoidance of services due to stigma and discrimination	...

TRANSGENDER PEOPLE

Estimated size of population	...
HIV prevalence	...
Know their HIV status	...
Antiretroviral therapy coverage	...
Condom use	...
Coverage of HIV prevention programmes	...
Avoidance of services due to stigma and discrimination	...

PRISONERS

Estimated size of population	151 000
HIV prevalence	...
Antiretroviral therapy coverage	...
HIV prevention programmes in prisons (2016)	...
Condoms distributed	...
Clean needles distributed	...
Prisoners on opioid substitution therapy	...

Unless indicated otherwise, data are from the most recent survey available between 2011 and 2015. Financial data are currently being validated and may be revised. For updates, please see <http://aidsinfo.unaids.org>.

UNITED REPUBLIC OF TANZANIA

THE HIV EPIDEMIC

	2005	2010	2016
New HIV infections	91 000 [81 000–100 000]	67 000 [56 000–77 000]	55 000 [42 000–67 000]
HIV incidence per 1000 population	2.76 [2.46–3.03]	1.74 [1.46–2]	1.19 [0.92–1.45]
AIDS-related deaths	120 000 [100 000–130 000]	71 000 [62 000–80 000]	33 000 [26 000–41 000]
People living with HIV	1 400 000 [1 200 000–1 600 000]	1 300 000 [1 100 000–1 500 000]	1 400 000 [1 200 000–1 600 000]

90-90-90

People living with HIV who:	2016	
Know their HIV status	960 000	70% [54%–84%]
Are on treatment	850 000	62% [48%–74%]
Adults on antiretroviral therapy	792 000	63% [49%–75%]
Are virally suppressed

CHILDREN AND PREGNANT WOMEN

	2010	2016
New HIV infections—children	11 000 [8600–13 000]	10 000 [6000–15 000]
Antiretroviral therapy coverage — children	12% [9%–15%]	48% [34%–61%]
Coverage of pregnant women living with HIV accessing antiretroviral medicines	75% [58%–90%]	84% [67%–95%]

HIV COMORBIDITIES

Estimated number of incident TB cases among people living with HIV (2015)	57 000 [27 000–100 000]
Proportion of people living with HIV with active TB in HIV care	...
Cervical cancer screening of women living with HIV	...

HIV PREVENTION

Knowledge of HIV prevention among young people (15-24)	43.4%
Condom use at last higher-risk sex (with a non-marital, non-cohabiting partner)	
Males	60.2%
Females	50.7%
Women aged 15-49 who have their demand for family planning satisfied with modern methods	55.1%
Men aged 15-49 who are circumcised	80.3%
Male circumcisions performed according to national standards (2016)	548 390
People on PrEP (2016)	...

STIGMA AND DISCRIMINATION

People who report having discriminatory attitudes towards people living with HIV	...
--	-----

POLICIES AND REGULATIONS

	2016
Community delivery of treatment	No
Laws requiring parental consent for adolescents to access sexual and reproductive health services	Yes, <18 years
TRIPS flexibilities incorporated in national legislation	No

Laws or policies restricting entry, stay and residence of people living with HIV	No
Criminalization of transmission of, nondisclosure of, or exposure to HIV	Yes
Recommended CD4 level for treatment initiation	TREAT ALL

HIV EXPENDITURE

Total expenditure	...
Domestic public expenditure	...
Domestic private expenditure	...
International expenditure	...

KEY POPULATIONS

SEX WORKERS	
Estimated size of population	...
HIV prevalence	28%
Know HIV status	...
Antiretroviral therapy coverage	...
Condom use	70%
Condoms distributed to sex workers enrolled in prevention programmes (2016)	...
Coverage of HIV prevention programmes	...
Avoidance of services due to stigma and discrimination	...

PEOPLE WHO INJECT DRUGS

Estimated size of population	...
HIV prevalence	...
Know their HIV status	...
Antiretroviral therapy coverage	...
Condom use	...
Clean needle use at last injection	...
Needles and syringes distributed per person who injects (2016)	17
Coverage of HIV prevention programmes	...
Coverage of opioid substitution therapy (2016)	8.8%
Naloxone available (2016)	No
Safe injection rooms available (2016)	No
Avoidance of services due to stigma and discrimination	...

GAY MEN AND OTHER MEN WHO HAVE SEX WITH MEN

Estimated size of population	...
HIV prevalence	17.6%
Know their HIV status	...
Antiretroviral therapy coverage	...
Condom use	13.9%
Condoms distributed to men who have sex with men in prevention programmes (2016)	...
Coverage of HIV prevention programmes	...
Avoidance of services due to stigma and discrimination	...

TRANSGENDER PEOPLE

Estimated size of population	...
HIV prevalence	...
Know their HIV status	...
Antiretroviral therapy coverage	...
Condom use	...
Coverage of HIV prevention programmes	...
Avoidance of services due to stigma and discrimination	...

PRISONERS

Estimated size of population	...
HIV prevalence	...
Antiretroviral therapy coverage	...
HIV prevention programmes in prisons (2016)	
Condoms distributed	...
Clean needles distributed	...
Prisoners on opioid substitution therapy	...

Unless indicated otherwise, data are from the most recent survey available between 2011 and 2015. Financial data are currently being validated and may be revised. For updates, please see <http://aidsinfo.unaids.org>.

ZAMBIA

THE HIV EPIDEMIC

	2005	2010	2016
New HIV infections	69 000 [62 000–79 000]	67 000 [59 000–77 000]	59 000 [52 000–69 000]
HIV incidence per 1000 population	6.70 [6.11–7.8]	5.55 [5.05–6.55]	4.08 [3.69–4.86]
AIDS-related deaths	64 000 [56 000–74 000]	29 000 [24 000–36 000]	21 000 [17 000–28 000]
People living with HIV	920 000 [870 000–980 000]	1 000 000 [960 000–1 100 000]	1 200 000 [1 200 000–1 300 000]

90-90-90

People living with HIV who:	2016	
Know their HIV status	810 000	66% [63%–70%]
Are on treatment	800 000	65% [62%–69%]
Adults on antiretroviral therapy	748 000	67% [63%–71%]
Are virally suppressed	710 000	58% [55%–62%]

CHILDREN AND PREGNANT WOMEN

	2010	2016
New HIV infections—children	10 000 [8800–12 000]	8900 [7000–11 000]
Antiretroviral therapy coverage — children	21% [19%–24%]	52% [47%–58%]
Coverage of pregnant women living with HIV accessing antiretroviral medicines	>95% [90%→95%]	83% [71%–91%]

HIV COMORBIDITIES

Estimated number of incident TB cases among people living with HIV (2015)	38 000 [24 000–55 000]
Proportion of people living with HIV with active TB in HIV care	11.6%
Cervical cancer screening of women living with HIV	...

HIV PREVENTION

Knowledge of HIV prevention among young people (15-24)	43.9%
Condom use at last higher-risk sex (with a non-marital, non-cohabiting partner)	
Males	55.5%
Females	41.2%
Women aged 15-49 who have their demand for family planning satisfied with modern methods	...
Men aged 15-49 who are circumcised	21.9%
Male circumcisions performed according to national standards (2016)	311 792
People on PrEP (2016)	...

STIGMA AND DISCRIMINATION

People who report they would not buy vegetables from a shopkeeper living with HIV	18%
---	-----

POLICIES AND REGULATIONS

	2016
Community delivery of treatment	No
Laws requiring parental consent for adolescents to access sexual and reproductive health services	Yes, <16 years
TRIPS flexibilities incorporated in national legislation	Yes

Laws or policies restricting entry, stay and residence of people living with HIV	No
Criminalization of transmission of, nondisclosure of, or exposure to HIV	No*
Recommended CD4 level for treatment initiation	TREAT ALL

HIV EXPENDITURE

	2012
Total expenditure	US\$ 282 218 626
Domestic public expenditure	US\$ 15 829 478
Domestic private expenditure	US\$ 3 083 180
International expenditure	US\$ 263 305 968

KEY POPULATIONS

SEX WORKERS	
Estimated size of population	9 285
HIV prevalence	56.4%
Know HIV status	...
Antiretroviral therapy coverage	...
Condom use	78.5%
Condoms distributed to sex workers enrolled in prevention programmes (2016)	...
Coverage of HIV prevention programmes	...
Avoidance of services due to stigma and discrimination	...

PEOPLE WHO INJECT DRUGS

Estimated size of population	...
HIV prevalence	...
Know their HIV status	...
Antiretroviral therapy coverage	...
Condom use	...
Clean needle use at last injection	...
Needles and syringes distributed per person who injects (2016)	...
Coverage of HIV prevention programmes	...
Coverage of opioid substitution therapy (2016)	...
Naloxone available (2016)	No
Safe injection rooms available (2016)	No
Avoidance of services due to stigma and discrimination	...

GAY MEN AND OTHER MEN WHO HAVE SEX WITH MEN

Estimated size of population	3 212
HIV prevalence	...
Know their HIV status	...
Antiretroviral therapy coverage	...
Condom use	...
Condoms distributed to men who have sex with men in prevention programmes (2016)	...
Coverage of HIV prevention programmes	...
Avoidance of services due to stigma and discrimination	...

TRANSGENDER PEOPLE

Estimated size of population	...
HIV prevalence	...
Know their HIV status	...
Antiretroviral therapy coverage	...
Condom use	...
Coverage of HIV prevention programmes	...
Avoidance of services due to stigma and discrimination	...

PRISONERS

Estimated size of population	18 560
HIV prevalence	27.4%
Antiretroviral therapy coverage	...
HIV prevention programmes in prisons (2016)	
Condoms distributed	...
Clean needles distributed	...
Prisoners on opioid substitution therapy	...

Unless indicated otherwise, data are from the most recent survey available between 2011 and 2015. Financial data are currently being validated and may be revised. For updates, please see <http://aidsinfo.unaids.org>.
* No, but prosecutions exist based on general criminal laws.

ZIMBABWE

THE HIV EPIDEMIC

	2005	2010	2016
New HIV infections	91 000 [86 000–96 000]	73 000 [68 000–78 000]	40 000 [36 000–44 000]
HIV incidence per 1000 population	8.83 [8.34–9.37]	6.48 [6.04–6.94]	3.03 [2.73–3.31]
AIDS-related deaths	100 000 [94 000–110 000]	59 000 [49 000–69 000]	30 000 [25 000–35 000]
People living with HIV	1 300 000 [1 100 000–1 500 000]	1 300 000 [1 100 000–1 400 000]	1 300 000 [1 200 000–1 400 000]

90-90-90

People living with HIV who:	2016	
Know their HIV status	980 000	75% [60%–87%]
Are on treatment	980 000	75% [60%–87%]
Adults on antiretroviral therapy	909 000	74% [59%–86%]
Are virally suppressed	790 000	64% [51%–74%]

CHILDREN AND PREGNANT WOMEN

	2010	2016
New HIV infections—children
Antiretroviral therapy coverage — children
Coverage of pregnant women living with HIV accessing antiretroviral medicines	35% [28%–42%]	93% [75%–95%]

HIV COMORBIDITIES

Estimated number of incident TB cases among people living with HIV (2015)	26 000 [17 000–37 000]
Proportion of people living with HIV with active TB in HIV care	5.4%
Cervical cancer screening of women living with HIV	26%

HIV PREVENTION

Knowledge of HIV prevention among young people (15-24)	46.5%
Condom use at last higher-risk sex (with a non-marital, non-cohabiting partner)	
Males	85.4%
Females	66.7%
Women aged 15-49 who have their demand for family planning satisfied with modern methods	84.8%
Men aged 15-49 who are circumcised	14.3%
Male circumcisions performed according to national standards (2016)	205 784
People on PrEP (2016)	403

STIGMA AND DISCRIMINATION

People who report having discriminatory attitudes towards people living with HIV	20.9%
--	-------

POLICIES AND REGULATIONS

	2016
Community delivery of treatment	Yes
Laws requiring parental consent for adolescents to access sexual and reproductive health services	Yes, <16 years
TRIPS flexibilities incorporated in national legislation	No data available

Laws or policies restricting entry, stay and residence of people living with HIV	No
Criminalization of transmission of, nondisclosure of, or exposure to HIV	Yes
Recommended CD4 level for treatment initiation	TREAT ALL

HIV EXPENDITURE

	2013
Total expenditure	US\$ 253 479 644
Domestic public expenditure	US\$ 34 347 820
Domestic private expenditure	...
International expenditure	US\$ 219 131 824

KEY POPULATIONS

SEX WORKERS

Estimated size of population	...
HIV prevalence	57.1%
Know HIV status	...
Antiretroviral therapy coverage	...
Condom use	...
Condoms distributed to sex workers enrolled in prevention programmes (2016)	140
Coverage of HIV prevention programmes	...
Avoidance of services due to stigma and discrimination	...

PEOPLE WHO INJECT DRUGS

Estimated size of population	...
HIV prevalence	...
Know their HIV status	...
Antiretroviral therapy coverage	...
Condom use	...
Clean needle use at last injection	...
Needles and syringes distributed per person who injects (2016)	...
Coverage of HIV prevention programmes	...
Coverage of opioid substitution therapy (2016)	...
Naloxone available (2016)	No
Safe injection rooms available (2016)	No
Avoidance of services due to stigma and discrimination	...

GAY MEN AND OTHER MEN WHO HAVE SEX WITH MEN

Estimated size of population	...
HIV prevalence	...
Know their HIV status	14.1%
Antiretroviral therapy coverage	...
Condom use	...
Condoms distributed to men who have sex with men in prevention programmes (2016)	...
Coverage of HIV prevention programmes	...
Avoidance of services due to stigma and discrimination	...

TRANSGENDER PEOPLE

Estimated size of population	...
HIV prevalence	...
Know their HIV status	...
Antiretroviral therapy coverage	...
Condom use	...
Coverage of HIV prevention programmes	...
Avoidance of services due to stigma and discrimination	...

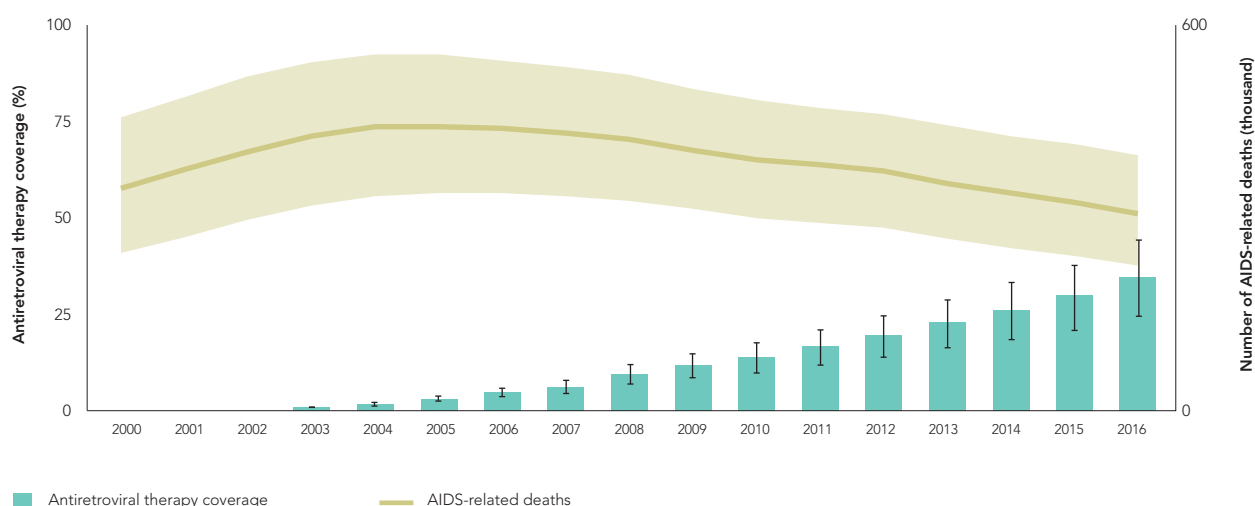
PRISONERS

Estimated size of population	14 723
HIV prevalence	28%
Antiretroviral therapy coverage	...
HIV prevention programmes in prisons (2016)	...
Condoms distributed	...
Clean needles distributed	...
Prisoners on opioid substitution therapy	...

Unless indicated otherwise, data are from the most recent survey available between 2011 and 2015. Financial data are currently being validated and may be revised. For updates, please see <http://aidsinfo.unaids.org>.

WESTERN AND CENTRAL AFRICA OVERVIEW

AIDS-RELATED DEATHS REMAIN HIGH IN REGION

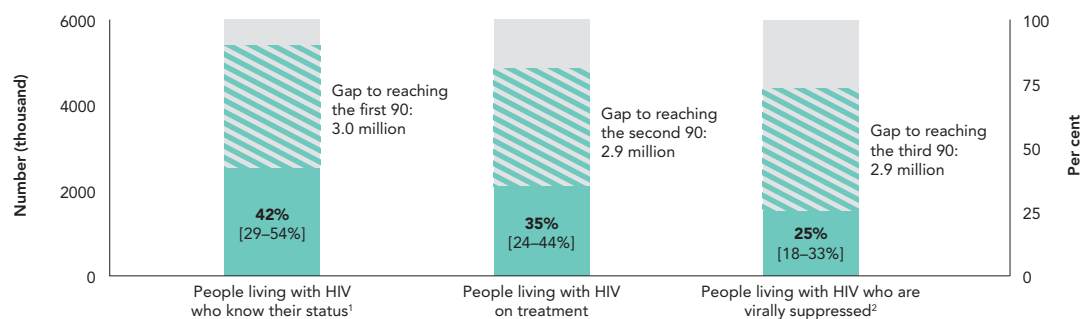


ANTIRETROVIRAL THERAPY COVERAGE AND NUMBER OF AIDS-RELATED DEATHS, WESTERN AND CENTRAL AFRICA, 2000-2016

The comparatively slow expansion of HIV treatment services has held back the reduction of AIDS-related deaths in western and central Africa. The epidemic claimed the lives of an estimated 310 000 [220 000–400 000] adults and children in 2016, 21% fewer than the estimated 390 000 [300 000–480 000] who died due to AIDS-related causes in 2010.

Source: 2017 Global AIDS Monitoring, UNAIDS 2017 estimates.

HIV TESTING AND TREATMENT CASCADE IN WESTERN AND CENTRAL AFRICA



KNOWLEDGE OF HIV STATUS, ANTIRETROVIRAL THERAPY COVERAGE AND VIRAL SUPPRESSION AMONG PEOPLE LIVING WITH HIV, WESTERN AND CENTRAL AFRICA, 2016

Source: UNAIDS special analysis, 2017; see annex on methods for more details.

¹ 2016 measure derived from data reported by 13 countries, which accounted for 88% of people living with HIV in the region.

² 2016 measure derived from data reported by 14 countries. Regionally, 13% of all people on antiretroviral therapy were reported to have received a viral load test during the reporting period.

SUBSTANTIAL FINANCING GAP IN WESTERN AND CENTRAL AFRICA

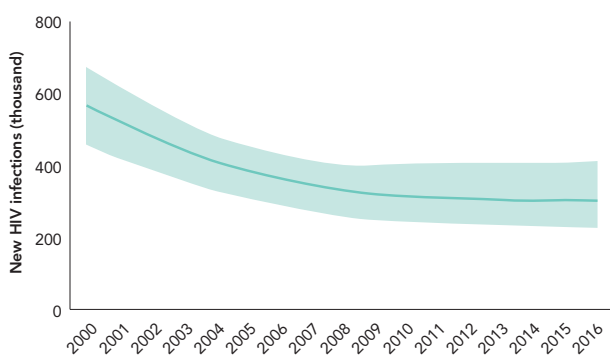


HIV RESOURCE AVAILABILITY BY SOURCE, 2006–2016, AND PROJECTED RESOURCE NEEDS BY 2020, WESTERN AND CENTRAL AFRICA*

Source: UNAIDS estimates on HIV resource availability, June 2017. Fast-Track update on investments needed in the AIDS response, 2016–2030. Geneva: UNAIDS; 2016. Financing the response to low- and middle-income countries: international assistance from donor governments in 2016. The Henry J. Kaiser Family Foundation and UNAIDS (in press). GAM/GARPR reports (2005–2017). Philanthropic support to address HIV/AIDS in 2015. Washington, DC: Funders Concerned about AIDS; 2016.

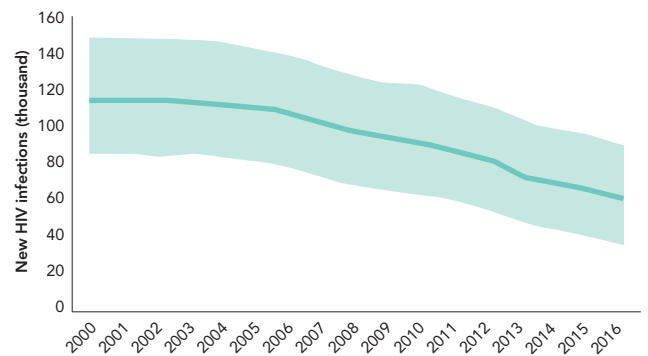
*Estimates for low- and middle-income countries per 2015 World Bank income level classification. All figures are expressed in constant 2016 US dollars.

HIV INFECTIONS AMONG CHILDREN DECLINED BY A THIRD; ADULTS REMAINED STABLE



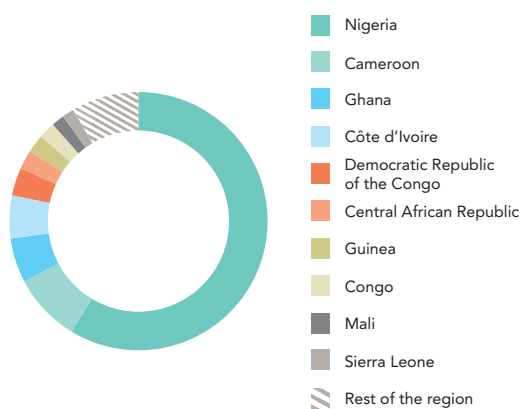
NEW HIV INFECTIONS AMONG ADULTS (AGED 15 YEARS AND OLDER), WESTERN AND CENTRAL AFRICA, 2000–2016

Source: UNAIDS 2017 estimates.



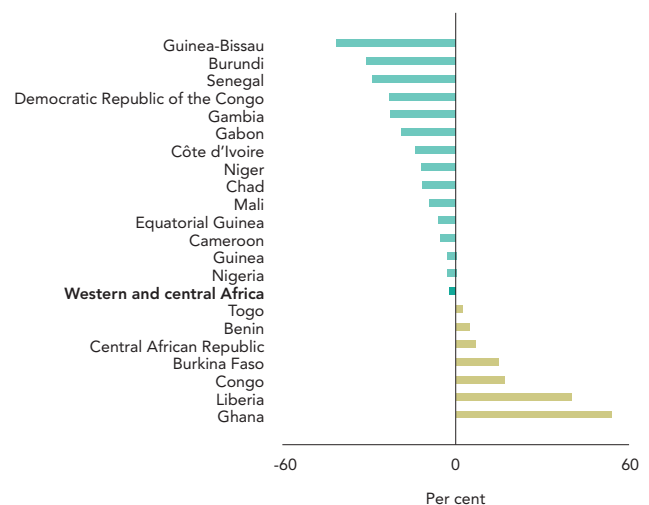
NEW HIV INFECTIONS AMONG CHILDREN (AGED 0–14 YEARS), WESTERN AND CENTRAL AFRICA, 2000–2016

Source: UNAIDS 2017 estimates.



DISTRIBUTION OF NEW HIV INFECTIONS, BY COUNTRY, WESTERN AND CENTRAL AFRICA, 2016

Source: UNAIDS 2017 estimates.



PERCENT CHANGE IN NEW HIV INFECTIONS, BY COUNTRY, WESTERN AND CENTRAL AFRICA, FROM 2010 TO 2016

Source: UNAIDS 2017 estimates.

BENIN

THE HIV EPIDEMIC

	2005	2010	2016
New HIV infections	4600 [3300–6300]	4100 [2700–6100]	3600 [2200–5800]
HIV incidence per 1000 population	0.61 [0.43–0.82]	0.46 [0.3–0.68]	0.34 [0.21–0.56]
AIDS-related deaths	4100 [2600–6300]	2400 [1400–3900]	2400 [1400–3900]
People living with HIV	58 000 [40 000–86 000]	60 000 [42 000–85 000]	67 000 [47 000–94 000]

90-90-90

People living with HIV who:	2016	
Know their HIV status
Are on treatment	38 000	57% [40%–80%]
Adults on antiretroviral therapy	36 100	60% [43%–83%]
Are virally suppressed	16 000	23% [16%–32%]

CHILDREN AND PREGNANT WOMEN

	2010	2016
New HIV infections—children	1100 [<1000–1700]	<500 [<200–<1000]
Antiretroviral therapy coverage — children	18% [11%–29%]	32% [19%–52%]
Coverage of pregnant women living with HIV accessing antiretroviral medicines	19% [12%–27%]	>95% [65%–>95%]

HIV COMORBIDITIES

Estimated number of incident TB cases among people living with HIV (2015)	1000 [<1000–1400]
Proportion of people living with HIV with active TB in HIV care	...
Cervical cancer screening of women living with HIV	...

HIV PREVENTION

Knowledge of HIV prevention among young people (15–24)	25.9%
Condom use at last higher-risk sex (with a non-marital, non-cohabiting partner)	
Males	46%
Females	34.9%
Women aged 15–49 who have their demand for family planning satisfied with modern methods	22.4%
Men aged 15–49 who are circumcised	93.3%
Male circumcisions performed according to national standards (2016)	Not applicable
People on PrEP (2016)	...

STIGMA AND DISCRIMINATION

People who report they would not buy vegetables from a shopkeeper living with HIV	55.4%
---	-------

POLICIES AND REGULATIONS

	2016
Community delivery of treatment	No
Laws requiring parental consent for adolescents to access sexual and reproductive health services	Yes, <16 years
TRIPS flexibilities incorporated in national legislation	No data available

Laws or policies restricting entry, stay and residence of people living with HIV	No
Criminalization of transmission of, nondisclosure of, or exposure to HIV	Yes
Recommended CD4 level for treatment initiation	TREAT ALL

HIV EXPENDITURE

	2016
Total expenditure	US\$ 16 793 567
Domestic public expenditure	US\$ 3 028 371
Domestic private expenditure	...
International expenditure	US\$ 13 765 196

KEY POPULATIONS

SEX WORKERS	
Estimated size of population	14 926
HIV prevalence	15.7%
Know HIV status	83.3%
Antiretroviral therapy coverage	...
Condom use	92.3%
Condoms distributed to sex workers enrolled in prevention programmes (2016)	...
Coverage of HIV prevention programmes	...
Avoidance of services due to stigma and discrimination	...

PEOPLE WHO INJECT DRUGS

Estimated size of population	...
HIV prevalence	4.7%
Know their HIV status	52.1%
Antiretroviral therapy coverage	...
Condom use	30.8%
Clean needle use at last injection	90.9%
Needles and syringes distributed per person who injects (2016)	...
Coverage of HIV prevention programmes	...
Coverage of opioid substitution therapy (2016)	...
Naloxone available (2016)	No
Safe injection rooms available (2016)	No
Avoidance of services due to stigma and discrimination	...

GAY MEN AND OTHER MEN WHO HAVE SEX WITH MEN

Estimated size of population	5 845
HIV prevalence	7.1%
Know their HIV status	...
Antiretroviral therapy coverage	...
Condom use	91.5%
Condoms distributed to men who have sex with men in prevention programmes (2016)	...
Coverage of HIV prevention programmes	...
Avoidance of services due to stigma and discrimination	...

TRANSGENDER PEOPLE

Estimated size of population	...
HIV prevalence	...
Know their HIV status	...
Antiretroviral therapy coverage	...
Condom use	...
Coverage of HIV prevention programmes	...
Avoidance of services due to stigma and discrimination	...

PRISONERS

Estimated size of population	6 847
HIV prevalence	1.4%
Antiretroviral therapy coverage	...
HIV prevention programmes in prisons (2016)	...
Condoms distributed	...
Clean needles distributed	...
Prisoners on opioid substitution therapy	...

Unless indicated otherwise, data are from the most recent survey available between 2011 and 2015. Financial data are currently being validated and may be revised. For updates, please see <http://aidsinfo.unaids.org>.

BURKINA FASO

THE HIV EPIDEMIC

	2005	2010	2016
New HIV infections	4400 [3200–5900]	3900 [2700–5300]	3400 [2200–5000]
HIV incidence per 1000 population	0.34 [0.25–0.46]	0.26 [0.18–0.35]	0.19 [0.12–0.28]
AIDS-related deaths	11 000 [9100–13 000]	5700 [3600–7500]	3100 [2000–4500]
People living with HIV	120 000 [95 000–150 000]	100 000 [80 000–120 000]	95 000 [77 000–120 000]

90-90-90

People living with HIV who:	2016	
Know their HIV status
Are on treatment	57 000	60% [49%–74%]
Adults on antiretroviral therapy	54 700	65% [52%–79%]
Are virally suppressed

CHILDREN AND PREGNANT WOMEN

	2010	2016
New HIV infections—children	1400 [<1000–2000]	<1000 [<500–<1000]
Antiretroviral therapy coverage — children	8% [6%–10%]	24% [17%–32%]
Coverage of pregnant women living with HIV accessing antiretroviral medicines	48% [36%–61%]	83% [65%–95%]

HIV COMORBIDITIES

Estimated number of incident TB cases among people living with HIV (2015)	<1000 [<1000–1300]
Proportion of people living with HIV with active TB in HIV care	0.7%
Cervical cancer screening of women living with HIV	...

HIV PREVENTION

Knowledge of HIV prevention among young people (15–24)	32.4%
Condom use at last higher-risk sex (with a non-marital, non-cohabiting partner)	
Males	74.2%
Females	59%
Women aged 15–49 who have their demand for family planning satisfied with modern methods	...
Men aged 15–49 who are circumcised	88.7%
Male circumcisions performed according to national standards (2016)	Not applicable
People on PrEP (2016)	...

STIGMA AND DISCRIMINATION

People who report having discriminatory attitudes towards people living with HIV	...
--	-----

POLICIES AND REGULATIONS

	2016
Community delivery of treatment	...
Laws requiring parental consent for adolescents to access sexual and reproductive health services	...
TRIPS flexibilities incorporated in national legislation	No data available

Laws or policies restricting entry, stay and residence of people living with HIV	...
Criminalization of transmission of, nondisclosure of, or exposure to HIV	...
Recommended CD4 level for treatment initiation	≤500 cells/mm3

HIV EXPENDITURE

	2014
Total expenditure	US\$ 44 802 991
Domestic public expenditure	US\$ 12 552 143
Domestic private expenditure	US\$ 2 403 081
International expenditure	US\$ 29 847 767

KEY POPULATIONS

SEX WORKERS

Estimated size of population	30 945
HIV prevalence	16.2%
Know HIV status	82.4%
Antiretroviral therapy coverage	...
Condom use	88.5%
Condoms distributed to sex workers enrolled in prevention programmes (2016)	...
Coverage of HIV prevention programmes	...
Avoidance of services due to stigma and discrimination	...

PEOPLE WHO INJECT DRUGS

Estimated size of population	...
HIV prevalence	...
Know their HIV status	...
Antiretroviral therapy coverage	...
Condom use	...
Clean needle use at last injection	...
Needles and syringes distributed per person who injects (2016)	...
Coverage of HIV prevention programmes	...
Coverage of opioid substitution therapy (2016)	...
Naloxone available (2016)	...
Safe injection rooms available (2016)	...
Avoidance of services due to stigma and discrimination	...

GAY MEN AND OTHER MEN WHO HAVE SEX WITH MEN

Estimated size of population	26 821
HIV prevalence	3.6%
Know their HIV status	...
Antiretroviral therapy coverage	...
Condom use	76.3%
Condoms distributed to men who have sex with men in prevention programmes (2016)	...
Coverage of HIV prevention programmes	...
Avoidance of services due to stigma and discrimination	...

TRANSGENDER PEOPLE

Estimated size of population	...
HIV prevalence	...
Know their HIV status	...
Antiretroviral therapy coverage	...
Condom use	...
Coverage of HIV prevention programmes	...
Avoidance of services due to stigma and discrimination	...

PRISONERS

Estimated size of population	6 827
HIV prevalence	3%
Antiretroviral therapy coverage	...
HIV prevention programmes in prisons (2016)	...
Condoms distributed	...
Clean needles distributed	...
Prisoners on opioid substitution therapy	...

Unless indicated otherwise, data are from the most recent survey available between 2011 and 2015. Financial data are currently being validated and may be revised. For updates, please see <http://aidsinfo.unaids.org>.

BURUNDI

THE HIV EPIDEMIC

	2005	2010	2016
New HIV infections	3900 [2600–5400]	4400 [2500–6400]	2200 [<1000–6000]
HIV incidence per 1000 population	0.51 [0.33–0.69]	0.47 [0.27–0.69]	0.20 [0.07–0.53]
AIDS-related deaths	8700 [7400–10 000]	6400 [5000–7500]	2900 [1800–4200]
People living with HIV	110 000 [93 000–130 000]	93 000 [75 000–110 000]	84 000 [65 000–110 000]

90-90-90

People living with HIV who:	2016	
Know their HIV status	63 000	75% [58%–95%]
Are on treatment	51 000	61% [47%–82%]
Adults on antiretroviral therapy	48 200	67% [52%–91%]
Are virally suppressed	44 000	53% [41%–71%]

CHILDREN AND PREGNANT WOMEN

	2010	2016
New HIV infections—children	1800 [1000–2500]	<500 [<200–1300]
Antiretroviral therapy coverage — children	12% [10%–14%]	25% [18%–33%]
Coverage of pregnant women living with HIV accessing antiretroviral medicines	37% [27%–48%]	84% [59%–95%]

HIV COMORBIDITIES

Estimated number of incident TB cases among people living with HIV (2015)	1900 [1200–2700]
Proportion of people living with HIV with active TB in HIV care	...
Cervical cancer screening of women living with HIV	...

HIV PREVENTION

Knowledge of HIV prevention among young people (15–24)	45.1%
Condom use at last higher-risk sex (with a non-marital, non-cohabiting partner)	
Males	45.4%
Females	21.6%
Women aged 15–49 who have their demand for family planning satisfied with modern methods	...
Men aged 15–49 who are circumcised	33.2%
Male circumcisions performed according to national standards (2016)	Not applicable
People on PrEP (2016)	...

STIGMA AND DISCRIMINATION

People who report having discriminatory attitudes towards people living with HIV	...
--	-----

POLICIES AND REGULATIONS

	2016
Community delivery of treatment	Yes
Laws requiring parental consent for adolescents to access sexual and reproductive health services	No
TRIPS flexibilities incorporated in national legislation	No

Laws or policies restricting entry, stay and residence of people living with HIV	No
Criminalization of transmission of, nondisclosure of, or exposure to HIV	Yes
Recommended CD4 level for treatment initiation	TREAT ALL

HIV EXPENDITURE

	2015
Total expenditure	US\$ 18 171 157
Domestic public expenditure	US\$ 1 325 852
Domestic private expenditure	...
International expenditure	US\$ 16 845 305

KEY POPULATIONS

SEX WORKERS

Estimated size of population	...
HIV prevalence	21.3%
Know HIV status	...
Antiretroviral therapy coverage	...
Condom use	52.5%
Condoms distributed to sex workers enrolled in prevention programmes (2016)	...
Coverage of HIV prevention programmes	...
Avoidance of services due to stigma and discrimination	...

PEOPLE WHO INJECT DRUGS

Estimated size of population	...
HIV prevalence	...
Know their HIV status	...
Antiretroviral therapy coverage	...
Condom use	...
Clean needle use at last injection	...
Needles and syringes distributed per person who injects (2016)	...
Coverage of HIV prevention programmes	...
Coverage of opioid substitution therapy (2016)	...
Naloxone available (2016)	No
Safe injection rooms available (2016)	No
Avoidance of services due to stigma and discrimination	...

GAY MEN AND OTHER MEN WHO HAVE SEX WITH MEN

Estimated size of population	290
HIV prevalence	4.8%
Know their HIV status	...
Antiretroviral therapy coverage	...
Condom use	44.9%
Condoms distributed to men who have sex with men in prevention programmes (2016)	...
Coverage of HIV prevention programmes	...
Avoidance of services due to stigma and discrimination	...

TRANSGENDER PEOPLE

Estimated size of population	...
HIV prevalence	...
Know their HIV status	...
Antiretroviral therapy coverage	...
Condom use	...
Coverage of HIV prevention programmes	...
Avoidance of services due to stigma and discrimination	...

PRISONERS

Estimated size of population	...
HIV prevalence	...
Antiretroviral therapy coverage	...
HIV prevention programmes in prisons (2016)	...
Condoms distributed	...
Clean needles distributed	...
Prisoners on opioid substitution therapy	...

Unless indicated otherwise, data are from the most recent survey available between 2011 and 2015. Financial data are currently being validated and may be revised. For updates, please see <http://aidsinfo.unaids.org>.

CABO VERDE

THE HIV EPIDEMIC

	2005	2010	2016
New HIV infections
HIV incidence per 1000 population
AIDS-related deaths	<200 [<200–<500]	<200 [<100–<200]	<100 [<100–<200]
People living with HIV	2500 [1900–3200]	2500 [2000–3200]	2800 [2300–3600]

90-90-90

People living with HIV who:	2016	
Know their HIV status
Are on treatment	1,600	57% [47%–75%]
Adults on antiretroviral therapy	1500	57% [47%–74%]
Are virally suppressed

CHILDREN AND PREGNANT WOMEN

	2010	2016
New HIV infections—children	<100 [<100–<100]	<100 [<100–<100]
Antiretroviral therapy coverage — children	28% [19%–38%]	65% [47%–91%]
Coverage of pregnant women living with HIV accessing antiretroviral medicines	50% [36%–72%]	0% [0%–0%]

HIV COMORBIDITIES

Estimated number of incident TB cases among people living with HIV (2015)	<100 [<100–<200]
Proportion of people living with HIV with active TB in HIV care	...
Cervical cancer screening of women living with HIV	...

HIV PREVENTION

Knowledge of HIV prevention among young people (15-24)	...
Condom use at last higher-risk sex (with a non-marital, non-cohabiting partner)	...
Males	...
Females	...
Women aged 15-49 who have their demand for family planning satisfied with modern methods	...
Men aged 15-49 who are circumcised	Not applicable
Male circumcisions performed according to national standards (2016)	Not applicable
People on PrEP (2016)	...

STIGMA AND DISCRIMINATION

People who report having discriminatory attitudes towards people living with HIV	...
--	-----

POLICIES AND REGULATIONS

	2016
Community delivery of treatment	...
Laws requiring parental consent for adolescents to access sexual and reproductive health services	...
TRIPS flexibilities incorporated in national legislation	...

Laws or policies restricting entry, stay and residence of people living with HIV	...
Criminalization of transmission of, nondisclosure of, or exposure to HIV	...
Recommended CD4 level for treatment initiation	Data not reported

HIV EXPENDITURE

	2014
Total expenditure	US\$ 3 749 653
Domestic public expenditure	US\$ 2 343 480
Domestic private expenditure	US\$ 31 000
International expenditure	US\$ 1 375 173

KEY POPULATIONS

SEX WORKERS

Estimated size of population	...
HIV prevalence	...
Know HIV status	...
Antiretroviral therapy coverage	...
Condom use	...
Condoms distributed to sex workers enrolled in prevention programmes (2016)	...
Coverage of HIV prevention programmes	...
Avoidance of services due to stigma and discrimination	...

PEOPLE WHO INJECT DRUGS

Estimated size of population	...
HIV prevalence	...
Know their HIV status	...
Antiretroviral therapy coverage	...
Condom use	...
Clean needle use at last injection	...
Needles and syringes distributed per person who injects (2016)	...
Coverage of HIV prevention programmes	...
Coverage of opioid substitution therapy (2016)	...
Naloxone available (2016)	...
Safe injection rooms available (2016)	...
Avoidance of services due to stigma and discrimination	...

GAY MEN AND OTHER MEN WHO HAVE SEX WITH MEN

Estimated size of population	...
HIV prevalence	...
Know their HIV status	...
Antiretroviral therapy coverage	...
Condom use	...
Condoms distributed to men who have sex with men in prevention programmes (2016)	...
Coverage of HIV prevention programmes	...
Avoidance of services due to stigma and discrimination	...

TRANSGENDER PEOPLE

Estimated size of population	...
HIV prevalence	...
Know their HIV status	...
Antiretroviral therapy coverage	...
Condom use	...
Coverage of HIV prevention programmes	...
Avoidance of services due to stigma and discrimination	...

PRISONERS

Estimated size of population	...
HIV prevalence	...
Antiretroviral therapy coverage	...
HIV prevention programmes in prisons (2016)	...
Condoms distributed	...
Clean needles distributed	...
Prisoners on opioid substitution therapy	...

Unless indicated otherwise, data are from the most recent survey available between 2011 and 2015. Financial data are currently being validated and may be revised. For updates, please see <http://aidsinfo.unaids.org>.

CAMEROON

THE HIV EPIDEMIC

	2005	2010	2016
New HIV infections	50 000 [45 000–55 000]	36 000 [31 000–42 000]	32 000 [22 000–41 000]
HIV incidence per 1000 population	2.90 [2.64–3.19]	1.86 [1.56–2.17]	1.39 [0.95–1.8]
AIDS-related deaths	28 000 [23 000–33 000]	27 000 [24 000–31 000]	29 000 [25 000–33 000]
People living with HIV	520 000 [480 000–560 000]	560 000 [500 000–620 000]	560 000 [470 000–650 000]

90-90-90

People living with HIV who:	2016	
Know their HIV status	330 000	58% [49%–67%]
Are on treatment	210 000	37% [31%–43%]
Adults on antiretroviral therapy	197 000	38% [32%–45%]
Are virally suppressed	110 000	19% [16%–22%]

CHILDREN AND PREGNANT WOMEN

	2010	2016
New HIV infections—children	7100 [4600–9200]	4000 [1600–6500]
Antiretroviral therapy coverage — children	8% [6%–9%]	18% [14%–23%]
Coverage of pregnant women living with HIV accessing antiretroviral medicines	40% [31%–49%]	74% [56%–90%]

HIV COMORBIDITIES

Estimated number of incident TB cases among people living with HIV (2015)	18 000 [11 000–26 000]
Proportion of people living with HIV with active TB in HIV care	...
Cervical cancer screening of women living with HIV	...

HIV PREVENTION

Knowledge of HIV prevention among young people (15–24)	63.2%
Condom use at last higher-risk sex (with a non-marital, non-cohabiting partner)	
Males	73.6%
Females	54.5%
Women aged 15–49 who have their demand for family planning satisfied with modern methods	...
Men aged 15–49 who are circumcised	93.9%
Male circumcisions performed according to national standards (2016)	Not applicable
People on PrEP (2016)	...

STIGMA AND DISCRIMINATION

People who report they would not buy vegetables from a shopkeeper living with HIV	40.5%
---	-------

POLICIES AND REGULATIONS

	2016
Community delivery of treatment	Yes
Laws requiring parental consent for adolescents to access sexual and reproductive health services	No
TRIPS flexibilities incorporated in national legislation	No data available

Laws or policies restricting entry, stay and residence of people living with HIV	No
Criminalization of transmission of, nondisclosure of, or exposure to HIV	...
Recommended CD4 level for treatment initiation	TREAT ALL

HIV EXPENDITURE

	2013
Total expenditure	US\$ 63 385 444
Domestic public expenditure	US\$ 14 805 716
Domestic private expenditure	US\$ 4 581 930
International expenditure	US\$ 43 997 798

KEY POPULATIONS

SEX WORKERS

Estimated size of population	112 580
HIV prevalence	24.3%
Know HIV status	...
Antiretroviral therapy coverage	...
Condom use	96%
Condoms distributed to sex workers enrolled in prevention programmes (2016)	...
Coverage of HIV prevention programmes	...
Avoidance of services due to stigma and discrimination	...

PEOPLE WHO INJECT DRUGS

Estimated size of population	...
HIV prevalence	...
Know their HIV status	...
Antiretroviral therapy coverage	...
Condom use	...
Clean needle use at last injection	...
Needles and syringes distributed per person who injects (2016)	...
Coverage of HIV prevention programmes	...
Coverage of opioid substitution therapy (2016)	...
Naloxone available (2016)	...
Safe injection rooms available (2016)	...
Avoidance of services due to stigma and discrimination	...

GAY MEN AND OTHER MEN WHO HAVE SEX WITH MEN

Estimated size of population	28 598
HIV prevalence	...
Know their HIV status	67.3%
Antiretroviral therapy coverage	...
Condom use	77.9%
Condoms distributed to men who have sex with men in prevention programmes (2016)	...
Coverage of HIV prevention programmes	...
Avoidance of services due to stigma and discrimination	...

TRANSGENDER PEOPLE

Estimated size of population	...
HIV prevalence	...
Know their HIV status	...
Antiretroviral therapy coverage	...
Condom use	...
Coverage of HIV prevention programmes	...
Avoidance of services due to stigma and discrimination	...

PRISONERS

Estimated size of population	...
HIV prevalence	3.96%
Antiretroviral therapy coverage	...
HIV prevention programmes in prisons (2016)	...
Condoms distributed	...
Clean needles distributed	...
Prisoners on opioid substitution therapy	...

Unless indicated otherwise, data are from the most recent survey available between 2011 and 2015. Financial data are currently being validated and may be revised. For updates, please see <http://aidsinfo.unaids.org>.

CENTRAL AFRICAN REPUBLIC

THE HIV EPIDEMIC

	2005	2010	2016
New HIV infections	8100 [6900–9700]	9000 [7400–11 000]	8700 [6600–12 000]
HIV incidence per 1000 population	2.12 [1.79–2.53]	2.12 [1.73–2.57]	1.80 [1.37–2.39]
AIDS-related deaths	14 000 [12 000–17 000]	9500 [7900–11 000]	7300 [6000–8800]
People living with HIV	160 000 [130 000–180 000]	130 000 [110 000–160 000]	130 000 [110 000–160 000]

90-90-90

People living with HIV who:	2016	
Know their HIV status
Are on treatment	32 000	24% [20%–29%]
Adults on antiretroviral therapy	30 000	25% [20%–30%]
Are virally suppressed

CHILDREN AND PREGNANT WOMEN

	2010	2016
New HIV infections—children	1400 [<1000–1800]	<1000 [<500–<1000]
Antiretroviral therapy coverage — children	6% [5%–7%]	18% [13%–22%]
Coverage of pregnant women living with HIV accessing antiretroviral medicines	39% [30%–49%]	81% [61%–95%]

HIV COMORBIDITIES

Estimated number of incident TB cases among people living with HIV (2015)	8600 [5300–13 000]
Proportion of people living with HIV with active TB in HIV care	...
Cervical cancer screening of women living with HIV	...

HIV PREVENTION

Knowledge of HIV prevention among young people (15–24)	...
Condom use at last higher-risk sex (with a non-marital, non-cohabiting partner)	...
Males	...
Females	...
Women aged 15–49 who have their demand for family planning satisfied with modern methods	...
Men aged 15–49 who are circumcised	Not applicable
Male circumcisions performed according to national standards (2016)	Not applicable
People on PrEP (2016)	...

STIGMA AND DISCRIMINATION

People who report having discriminatory attitudes towards people living with HIV	...
--	-----

POLICIES AND REGULATIONS

	2016
Community delivery of treatment	No
Laws requiring parental consent for adolescents to access sexual and reproductive health services	No
TRIPS flexibilities incorporated in national legislation	No data available

Laws or policies restricting entry, stay and residence of people living with HIV	No
Criminalization of transmission of, nondisclosure of, or exposure to HIV	Yes
Recommended CD4 level for treatment initiation	≤500 cells/mm3

HIV EXPENDITURE

Total expenditure	...
Domestic public expenditure	...
Domestic private expenditure	...
International expenditure	...

KEY POPULATIONS

SEX WORKERS

Estimated size of population	...
HIV prevalence	9.2%
Know HIV status	...
Antiretroviral therapy coverage	...
Condom use	...
Condoms distributed to sex workers enrolled in prevention programmes (2016)	...
Coverage of HIV prevention programmes	...
Avoidance of services due to stigma and discrimination	...

PEOPLE WHO INJECT DRUGS

Estimated size of population	...
HIV prevalence	...
Know their HIV status	...
Antiretroviral therapy coverage	...
Condom use	...
Clean needle use at last injection	...
Needles and syringes distributed per person who injects (2016)	...
Coverage of HIV prevention programmes	...
Coverage of opioid substitution therapy (2016)	...
Naloxone available (2016)	No
Safe injection rooms available (2016)	No
Avoidance of services due to stigma and discrimination	...

GAY MEN AND OTHER MEN WHO HAVE SEX WITH MEN

Estimated size of population	...
HIV prevalence	25.4%
Know their HIV status	...
Antiretroviral therapy coverage	...
Condom use	...
Condoms distributed to men who have sex with men in prevention programmes (2016)	...
Coverage of HIV prevention programmes	...
Avoidance of services due to stigma and discrimination	...

TRANSGENDER PEOPLE

Estimated size of population	...
HIV prevalence	...
Know their HIV status	...
Antiretroviral therapy coverage	...
Condom use	...
Coverage of HIV prevention programmes	...
Avoidance of services due to stigma and discrimination	...

PRISONERS

Estimated size of population	...
HIV prevalence	...
Antiretroviral therapy coverage	...
HIV prevention programmes in prisons (2016)	...
Condoms distributed	...
Clean needles distributed	...
Prisoners on opioid substitution therapy	...

Unless indicated otherwise, data are from the most recent survey available between 2011 and 2015. Financial data are currently being validated and may be revised. For updates, please see <http://aidsinfo.unaids.org>.

CHAD

THE HIV EPIDEMIC

	2005	2010	2016
New HIV infections	9100 [7400–11 000]	6200 [4900–7600]	4800 [3400–6400]
HIV incidence per 1000 population	0.94 [0.76–1.14]	0.54 [0.43–0.66]	0.34 [0.24–0.46]
AIDS-related deaths	6900 [5400–8500]	3600 [2500–4700]	2800 [1900–4000]
People living with HIV	100 000 [84 000–120 000]	110 000 [89 000–130 000]	110 000 [94 000–130 000]

90-90-90

People living with HIV who:	2016	
Know their HIV status
Are on treatment	44 000	39%
Adults on antiretroviral therapy	42 700	39%
Are virally suppressed	36 000	32%
		[27%–38%]

CHILDREN AND PREGNANT WOMEN

	2010	2016
New HIV infections—children	1900 [1300–2500]	<1000 [<500–1500]
Antiretroviral therapy coverage — children	8% [6%–11%]	14% [9%–18%]
Coverage of pregnant women living with HIV accessing antiretroviral medicines	21% [16%–27%]	63% [44%–79%]

HIV COMORBIDITIES

Estimated number of incident TB cases among people living with HIV (2015)	6400 [3900–9500]
Proportion of people living with HIV with active TB in HIV care	...
Cervical cancer screening of women living with HIV	...

HIV PREVENTION

Knowledge of HIV prevention among young people (15–24)	13%
Condom use at last higher-risk sex (with a non-marital, non-cohabiting partner)	
Males	39.7%
Females	31.6%
Women aged 15–49 who have their demand for family planning satisfied with modern methods	...
Men aged 15–49 who are circumcised	96.5%
Male circumcisions performed according to national standards (2016)	Not applicable
People on PrEP (2016)	...

STIGMA AND DISCRIMINATION

People who report having discriminatory attitudes towards people living with HIV	...
--	-----

POLICIES AND REGULATIONS

	2016
Community delivery of treatment	...
Laws requiring parental consent for adolescents to access sexual and reproductive health services	...
TRIPS flexibilities incorporated in national legislation	...

Laws or policies restricting entry, stay and residence of people living with HIV	...
Criminalization of transmission of, nondisclosure of, or exposure to HIV	...
Recommended CD4 level for treatment initiation	≤500 cells/mm3

HIV EXPENDITURE

	2013
Total expenditure	US\$ 17 632 654
Domestic public expenditure	US\$ 4 622 591
Domestic private expenditure	US\$ 123 770
International expenditure	US\$ 12 886 293

KEY POPULATIONS

SEX WORKERS

Estimated size of population	...
HIV prevalence	...
Know HIV status	...
Antiretroviral therapy coverage	...
Condom use	...
Condoms distributed to sex workers enrolled in prevention programmes (2016)	...
Coverage of HIV prevention programmes	...
Avoidance of services due to stigma and discrimination	...

PEOPLE WHO INJECT DRUGS

Estimated size of population	...
HIV prevalence	...
Know their HIV status	...
Antiretroviral therapy coverage	...
Condom use	...
Clean needle use at last injection	...
Needles and syringes distributed per person who injects (2016)	...
Coverage of HIV prevention programmes	...
Coverage of opioid substitution therapy (2016)	...
Naloxone available (2016)	...
Safe injection rooms available (2016)	...
Avoidance of services due to stigma and discrimination	...

GAY MEN AND OTHER MEN WHO HAVE SEX WITH MEN

Estimated size of population	...
HIV prevalence	...
Know their HIV status	...
Antiretroviral therapy coverage	...
Condom use	...
Condoms distributed to men who have sex with men in prevention programmes (2016)	...
Coverage of HIV prevention programmes	...
Avoidance of services due to stigma and discrimination	...

TRANSGENDER PEOPLE

Estimated size of population	...
HIV prevalence	...
Know their HIV status	...
Antiretroviral therapy coverage	...
Condom use	...
Coverage of HIV prevention programmes	...
Avoidance of services due to stigma and discrimination	...

PRISONERS

Estimated size of population	...
HIV prevalence	...
Antiretroviral therapy coverage	...
HIV prevention programmes in prisons (2016)	...
Condoms distributed	...
Clean needles distributed	...
Prisoners on opioid substitution therapy	...

Unless indicated otherwise, data are from the most recent survey available between 2011 and 2015. Financial data are currently being validated and may be revised. For updates, please see <http://aidsinfo.unaids.org>.

CONGO

THE HIV EPIDEMIC

	2005	2010	2016
New HIV infections	5200 [4600–5900]	6500 [5700–7600]	7600 [5400–10 000]
HIV incidence per 1000 population	1.53 [1.37–1.75]	1.65 [1.44–1.92]	1.65 [1.17–2.18]
AIDS-related deaths	6000 [5300–6900]	3700 [3100–4300]	3800 [3200–4600]
People living with HIV	69 000 [58 000–78 000]	75 000 [65 000–85 000]	91 000 [78 000–110 000]

90-90-90

People living with HIV who:	2016	
Know their HIV status	26 000	29% [25%–34%]
Are on treatment	21 000	23% [20%–27%]
Adults on antiretroviral therapy	19 300	23% [20%–26%]
Are virally suppressed

CHILDREN AND PREGNANT WOMEN

	2010	2016
New HIV infections—children	<1000 [<1000–1100]	1100 [<1000–1300]
Antiretroviral therapy coverage — children	17% [13%–20%]	25% [18%–30%]
Coverage of pregnant women living with HIV accessing antiretroviral medicines	18% [13%–22%]	16% [12%–20%]

HIV COMORBIDITIES

Estimated number of incident TB cases among people living with HIV (2015)	6400 [3900–9500]
Proportion of people living with HIV with active TB in HIV care	...
Cervical cancer screening of women living with HIV	...

HIV PREVENTION

Knowledge of HIV prevention among young people (15–24)	18.2%
Condom use at last higher-risk sex (with a non-marital, non-cohabiting partner)	
Males	58%
Females	38.3%
Women aged 15–49 who have their demand for family planning satisfied with modern methods	...
Men aged 15–49 who are circumcised	99.1%
Male circumcisions performed according to national standards (2016)	Not applicable
People on PrEP (2016)	...

STIGMA AND DISCRIMINATION

People who report they would not buy vegetables from a shopkeeper living with HIV	35.4%
---	-------

POLICIES AND REGULATIONS

	2016
Community delivery of treatment	...
Laws requiring parental consent for adolescents to access sexual and reproductive health services	...
TRIPS flexibilities incorporated in national legislation	...

Laws or policies restricting entry, stay and residence of people living with HIV	...
Criminalization of transmission of, nondisclosure of, or exposure to HIV	...
Recommended CD4 level for treatment initiation	Data not reported

HIV EXPENDITURE

Total expenditure	...
Domestic public expenditure	...
Domestic private expenditure	...
International expenditure	...

KEY POPULATIONS

SEX WORKERS

Estimated size of population	...
HIV prevalence	...
Know HIV status	...
Antiretroviral therapy coverage	...
Condom use	...
Condoms distributed to sex workers enrolled in prevention programmes (2016)	...
Coverage of HIV prevention programmes	...
Avoidance of services due to stigma and discrimination	...

PEOPLE WHO INJECT DRUGS

Estimated size of population	...
HIV prevalence	...
Know their HIV status	...
Antiretroviral therapy coverage	...
Condom use	...
Clean needle use at last injection	...
Needles and syringes distributed per person who injects (2016)	...
Coverage of HIV prevention programmes	...
Coverage of opioid substitution therapy (2016)	...
Naloxone available (2016)	...
Safe injection rooms available (2016)	...
Avoidance of services due to stigma and discrimination	...

GAY MEN AND OTHER MEN WHO HAVE SEX WITH MEN

Estimated size of population	...
HIV prevalence	...
Know their HIV status	...
Antiretroviral therapy coverage	...
Condom use	...
Condoms distributed to men who have sex with men in prevention programmes (2016)	...
Coverage of HIV prevention programmes	...
Avoidance of services due to stigma and discrimination	...

TRANSGENDER PEOPLE

Estimated size of population	...
HIV prevalence	...
Know their HIV status	...
Antiretroviral therapy coverage	...
Condom use	...
Coverage of HIV prevention programmes	...
Avoidance of services due to stigma and discrimination	...

PRISONERS

Estimated size of population	...
HIV prevalence	...
Antiretroviral therapy coverage	...
HIV prevention programmes in prisons (2016)	...
Condoms distributed	...
Clean needles distributed	...
Prisoners on opioid substitution therapy	...

Unless indicated otherwise, data are from the most recent survey available between 2011 and 2015. Financial data are currently being validated and may be revised. For updates, please see <http://aidsinfo.unaids.org>.

CÔTE D'IVOIRE

THE HIV EPIDEMIC

	2005	2010	2016
New HIV infections	33 000 [29 000–37 000]	25 000 [20 000–29 000]	20 000 [14 000–26 000]
HIV incidence per 1000 population	1.87 [1.63–2.11]	1.27 [1.01–1.49]	0.86 [0.59–1.13]
AIDS-related deaths	43 000 [34 000–51 000]	29 000 [24 000–33 000]	25 000 [21 000–29 000]
People living with HIV	590 000 [520 000–660 000]	520 000 [460 000–570 000]	460 000 [390 000–520 000]

90-90-90

People living with HIV who:	2016	
Know their HIV status	230 000	>95% [50%–66%]
Are on treatment	190 000	41% [35%–47%]
Adults on antiretroviral therapy	181 000	43% [36%–48%]
Are virally suppressed	150 000	32% [27%–37%]

CHILDREN AND PREGNANT WOMEN

	2010	2016
New HIV infections—children	5500 [4000–6700]	3300 [2200–4600]
Antiretroviral therapy coverage — children	11% [9%–13%]	25% [20%–30%]
Coverage of pregnant women living with HIV accessing antiretroviral medicines	26% [21%–31%]	73% [55%–87%]

HIV COMORBIDITIES

Estimated number of incident TB cases among people living with HIV (2015)	8500 [5500–12 000]
Proportion of people living with HIV with active TB in HIV care	4.9%
Cervical cancer screening of women living with HIV	10%

HIV PREVENTION

Knowledge of HIV prevention among young people (15–24)	18.4%
Condom use at last higher-risk sex (with a non-marital, non-cohabiting partner)	
Males	62.6%
Females	38.2%
Women aged 15–49 who have their demand for family planning satisfied with modern methods	32.2%
Men aged 15–49 who are circumcised	97%
Male circumcisions performed according to national standards (2016)	Not applicable
People on PrEP (2016)	...

STIGMA AND DISCRIMINATION

People who report they would not buy vegetables from a shopkeeper living with HIV	44.5%
---	-------

POLICIES AND REGULATIONS

	2016
Community delivery of treatment	No
Laws requiring parental consent for adolescents to access sexual and reproductive health services	Yes, <14 years
TRIPS flexibilities incorporated in national legislation	No data available

Laws or policies restricting entry, stay and residence of people living with HIV	No
Criminalization of transmission of, nondisclosure of, or exposure to HIV	Yes
Recommended CD4 level for treatment initiation	TREAT ALL

HIV EXPENDITURE

	2013
Total expenditure	US\$ 103 855 516
Domestic public expenditure	US\$ 13 736 337
Domestic private expenditure	US\$ 807 455
International expenditure	US\$ 89 311 724

KEY POPULATIONS

SEX WORKERS

Estimated size of population	9 211
HIV prevalence	11%
Know HIV status	...
Antiretroviral therapy coverage	...
Condom use	81%
Condoms distributed to sex workers enrolled in prevention programmes (2016)	...
Coverage of HIV prevention programmes	...
Avoidance of services due to stigma and discrimination	23.3%

PEOPLE WHO INJECT DRUGS

Estimated size of population	120
HIV prevalence	5.3%
Know their HIV status	...
Antiretroviral therapy coverage	...
Condom use	50.4%
Clean needle use at last injection	...
Needles and syringes distributed per person who injects (2016)	...
Coverage of HIV prevention programmes	...
Coverage of opioid substitution therapy (2016)	...
Naloxone available (2016)	No
Safe injection rooms available (2016)	No
Avoidance of services due to stigma and discrimination	...

GAY MEN AND OTHER MEN WHO HAVE SEX WITH MEN

Estimated size of population	59 040
HIV prevalence	11.2%
Know their HIV status	...
Antiretroviral therapy coverage	...
Condom use	84%
Condoms distributed to men who have sex with men in prevention programmes (2016)	...
Coverage of HIV prevention programmes	...
Avoidance of services due to stigma and discrimination	22%

TRANSGENDER PEOPLE

Estimated size of population	...
HIV prevalence	...
Know their HIV status	...
Antiretroviral therapy coverage	...
Condom use	...
Coverage of HIV prevention programmes	...
Avoidance of services due to stigma and discrimination	...

PRISONERS

Estimated size of population	12 369
HIV prevalence	2.1%
Antiretroviral therapy coverage	...
HIV prevention programmes in prisons (2016)	...
Condoms distributed	...
Clean needles distributed	...
Prisoners on opioid substitution therapy	...

Unless indicated otherwise, data are from the most recent survey available between 2011 and 2015. Financial data are currently being validated and may be revised. For updates, please see <http://aidsinfo.unaids.org>.

DEMOCRATIC REPUBLIC OF THE CONGO

THE HIV EPIDEMIC

	2005	2010	2016
New HIV infections	35 000 [29 000–42 000]	21 000 [16 000–26 000]	13 000 [7200–19 000]
HIV incidence per 1000 population	0.65 [0.52–0.77]	0.33 [0.25–0.41]	0.17 [0.09–0.24]
AIDS-related deaths	40 000 [33 000–48 000]	35 000 [29 000–40 000]	19 000 [13 000–24 000]
People living with HIV	520 000 [430 000–610 000]	450 000 [360 000–530 000]	370 000 [290 000–450 000]

90-90-90

People living with HIV who:	2016	
Know their HIV status	170 000	...
Are on treatment	160 000	42% [33%–52%]
Adults on antiretroviral therapy	143 000	44% [35%–54%]
Are virally suppressed	120 000	31% [24%–38%]

CHILDREN AND PREGNANT WOMEN

	2010	2016
New HIV infections—children	8200 [5800–10 000]	2900 [<1000–4800]
Antiretroviral therapy coverage — children	4% [3%–5%]	30% [21%–37%]
Coverage of pregnant women living with HIV accessing antiretroviral medicines	8% [6%–10%]	70% [50%–89%]

HIV COMORBIDITIES

Estimated number of incident TB cases among people living with HIV (2015)	39 000 [23 000–57 000]
Proportion of people living with HIV with active TB in HIV care	...
Cervical cancer screening of women living with HIV	...

HIV PREVENTION

Knowledge of HIV prevention among young people (15–24)	20.4%
Condom use at last higher-risk sex (with a non-marital, non-cohabiting partner)	
Males	30.7%
Females	22.6%
Women aged 15–49 who have their demand for family planning satisfied with modern methods	...
Men aged 15–49 who are circumcised	97.4%
Male circumcisions performed according to national standards (2016)	Not applicable
People on PrEP (2016)	...

STIGMA AND DISCRIMINATION

People who report they would not buy vegetables from a shopkeeper living with HIV	49.2%
---	-------

POLICIES AND REGULATIONS

	2016
Community delivery of treatment	...
Laws requiring parental consent for adolescents to access sexual and reproductive health services	...
TRIPS flexibilities incorporated in national legislation	...

Laws or policies restricting entry, stay and residence of people living with HIV	...
Criminalization of transmission of, nondisclosure of, or exposure to HIV	...
Recommended CD4 level for treatment initiation	TREAT ALL

HIV EXPENDITURE

	2014
Total expenditure	US\$ 233 893 300
Domestic public expenditure	US\$ 31 498 942
Domestic private expenditure	US\$ 97 139 495
International expenditure	US\$ 105 254 863

KEY POPULATIONS

SEX WORKERS

Estimated size of population	...
HIV prevalence	...
Know their HIV status	...
Antiretroviral therapy coverage	...
Condom use	...
Condoms distributed to sex workers enrolled in prevention programmes (2016)	...
Coverage of HIV prevention programmes	...
Avoidance of services due to stigma and discrimination	...

PEOPLE WHO INJECT DRUGS

Estimated size of population	...
HIV prevalence	5.9%
Know their HIV status	...
Antiretroviral therapy coverage	...
Condom use	60%
Clean needle use at last injection	22%
Needles and syringes distributed per person who injects (2016)	...
Coverage of HIV prevention programmes	...
Coverage of opioid substitution therapy (2016)	...
Naloxone available (2016)	...
Safe injection rooms available (2016)	...
Avoidance of services due to stigma and discrimination	...

GAY MEN AND OTHER MEN WHO HAVE SEX WITH MEN

Estimated size of population	...
HIV prevalence	3.3%
Know their HIV status	...
Antiretroviral therapy coverage	...
Condom use	77.4%
Condoms distributed to men who have sex with men in prevention programmes (2016)	...
Coverage of HIV prevention programmes	...
Avoidance of services due to stigma and discrimination	...

TRANSGENDER PEOPLE

Estimated size of population	...
HIV prevalence	7.9%
Know their HIV status	...
Antiretroviral therapy coverage	...
Condom use	...
Coverage of HIV prevention programmes	...
Avoidance of services due to stigma and discrimination	...

PRISONERS

Estimated size of population	...
HIV prevalence	...
Antiretroviral therapy coverage	...
HIV prevention programmes in prisons (2016)	...
Condoms distributed	...
Clean needles distributed	...
Prisoners on opioid substitution therapy	...

Unless indicated otherwise, data are from the most recent survey available between 2011 and 2015. Financial data are currently being validated and may be revised. For updates, please see <http://aidsinfo.unaids.org>.

EQUATORIAL GUINEA

THE HIV EPIDEMIC

	2005	2010	2016
New HIV infections	2500 [2000–3100]	2600 [2000–3400]	2300 [1200–4200]
HIV incidence per 1000 population	4.11 [3.33–4.99]	3.73 [2.77–4.82]	2.71 [1.45–4.95]
AIDS-related deaths	<1000 [<1000–1300]	1100 [<1000–1400]	<1000 [<1000–1400]
People living with HIV	18 000 [14 000–22 000]	26 000 [23 000–30 000]	35 000 [28 000–45 000]

90-90-90

People living with HIV who:	2016	
Know their HIV status
Are on treatment	15 000	43% [34%–55%]
Adults on antiretroviral therapy	14 500	45% [36%–58%]
Are virally suppressed

CHILDREN AND PREGNANT WOMEN

	2010	2016
New HIV infections—children	<500 [<500–<1000]	<200 [<100–<500]
Antiretroviral therapy coverage — children	2% [1%–2%]	16% [12%–20%]
Coverage of pregnant women living with HIV accessing antiretroviral medicines	20% [16%–26%]	90% [65%–95%]

HIV COMORBIDITIES

Estimated number of incident TB cases among people living with HIV (2015)	<1000 [<1000–<1000]
Proportion of people living with HIV with active TB in HIV care	...
Cervical cancer screening of women living with HIV	...

HIV PREVENTION

Knowledge of HIV prevention among young people (15–24)	...
Condom use at last higher-risk sex (with a non-marital, non-cohabiting partner)	...
Males	...
Females	...
Women aged 15–49 who have their demand for family planning satisfied with modern methods	...
Men aged 15–49 who are circumcised	Not applicable
Male circumcisions performed according to national standards (2016)	Not applicable
People on PrEP (2016)	...

STIGMA AND DISCRIMINATION

People who report having discriminatory attitudes towards people living with HIV	...
--	-----

POLICIES AND REGULATIONS

	2016
Community delivery of treatment	Yes
Laws requiring parental consent for adolescents to access sexual and reproductive health services	Yes, <16 years
TRIPS flexibilities incorporated in national legislation	No data available

Laws or policies restricting entry, stay and residence of people living with HIV	No
Criminalization of transmission of, nondisclosure of, or exposure to HIV	Yes
Recommended CD4 level for treatment initiation	≤500 cells/mm3

HIV EXPENDITURE

	2016
Total expenditure	US\$ 9 136 171
Domestic public expenditure	US\$ 5 636 171
Domestic private expenditure	...
International expenditure	US\$ 3 500 000

KEY POPULATIONS

SEX WORKERS

Estimated size of population	...
HIV prevalence	...
Know HIV status	...
Antiretroviral therapy coverage	...
Condom use	...
Condoms distributed to sex workers enrolled in prevention programmes (2016)	...
Coverage of HIV prevention programmes	...
Avoidance of services due to stigma and discrimination	...

PEOPLE WHO INJECT DRUGS

Estimated size of population	...
HIV prevalence	...
Know their HIV status	...
Antiretroviral therapy coverage	...
Condom use	...
Clean needle use at last injection	...
Needles and syringes distributed per person who injects (2016)	...
Coverage of HIV prevention programmes	...
Coverage of opioid substitution therapy (2016)	...
Naloxone available (2016)	No
Safe injection rooms available (2016)	No
Avoidance of services due to stigma and discrimination	...

GAY MEN AND OTHER MEN WHO HAVE SEX WITH MEN

Estimated size of population	...
HIV prevalence	...
Know their HIV status	...
Antiretroviral therapy coverage	...
Condom use	...
Condoms distributed to men who have sex with men in prevention programmes (2016)	...
Coverage of HIV prevention programmes	...
Avoidance of services due to stigma and discrimination	...

TRANSGENDER PEOPLE

Estimated size of population	...
HIV prevalence	...
Know their HIV status	...
Antiretroviral therapy coverage	...
Condom use	...
Coverage of HIV prevention programmes	...
Avoidance of services due to stigma and discrimination	...

PRISONERS

Estimated size of population	...
HIV prevalence	...
Antiretroviral therapy coverage	...
HIV prevention programmes in prisons (2016)	...
Condoms distributed	...
Clean needles distributed	...
Prisoners on opioid substitution therapy	...

Unless indicated otherwise, data are from the most recent survey available between 2011 and 2015. Financial data are currently being validated and may be revised. For updates, please see <http://aidsinfo.unaids.org>.

GABON

THE HIV EPIDEMIC

	2005	2010	2016
New HIV infections	3600 [2800–4300]	2500 [1400–3300]	1700 [<1000–2900]
HIV incidence per 1000 population	2.51 [2–3.02]	1.57 [0.9–2.04]	0.92 [0.4–1.58]
AIDS-related deaths	3200 [2400–4100]	2900 [2300–3700]	1500 [1000–2000]
People living with HIV	53 000 [43 000–65 000]	50 000 [42 000–59 000]	48 000 [38 000–59 000]

90-90-90

People living with HIV who:	2016	
Know their HIV status	38 000	79% [61%–95%]
Are on treatment	30 000	63% [49%–77%]
Adults on antiretroviral therapy	28 900	65% [50%–80%]
Are virally suppressed	3,400	7% [5%–9%]

CHILDREN AND PREGNANT WOMEN

	2010	2016
New HIV infections—children	<1000 [<500–<1000]	<500 [<100–<1000]
Antiretroviral therapy coverage — children	8% [6%–11%]	39% [28%–48%]
Coverage of pregnant women living with HIV accessing antiretroviral medicines	20% [15%–26%]	76% [54%–95%]

HIV COMORBIDITIES

Estimated number of incident TB cases among people living with HIV (2015)	<500 [<200–<500]
Proportion of people living with HIV with active TB in HIV care	5.6%
Cervical cancer screening of women living with HIV	...

HIV PREVENTION

Knowledge of HIV prevention among young people (15–24)	32%
Condom use at last higher-risk sex (with a non-marital, non-cohabiting partner)	
Males	74.8%
Females	54.5%
Women aged 15–49 who have their demand for family planning satisfied with modern methods	...
Men aged 15–49 who are circumcised	99.1%
Male circumcisions performed according to national standards (2016)	Not applicable
People on PrEP (2016)	...

STIGMA AND DISCRIMINATION

People who report they would not buy vegetables from a shopkeeper living with HIV	25.3%
---	-------

POLICIES AND REGULATIONS

	2016
Community delivery of treatment	No
Laws requiring parental consent for adolescents to access sexual and reproductive health services	No
TRIPS flexibilities incorporated in national legislation	No

Laws or policies restricting entry, stay and residence of people living with HIV	No
Criminalization of transmission of, nondisclosure of, or exposure to HIV	No*
Recommended CD4 level for treatment initiation	≤500 cells/mm3

HIV EXPENDITURE

	2014
Total expenditure	US\$ 5 659 276
Domestic public expenditure	US\$ 4 808 085
Domestic private expenditure	US\$ 396 750
International expenditure	US\$ 454 441

KEY POPULATIONS

SEX WORKERS

Estimated size of population	...
HIV prevalence	...
Know HIV status	...
Antiretroviral therapy coverage	...
Condom use	...
Condoms distributed to sex workers enrolled in prevention programmes (2016)	...
Coverage of HIV prevention programmes	...
Avoidance of services due to stigma and discrimination	...

PEOPLE WHO INJECT DRUGS

Estimated size of population	...
HIV prevalence	...
Know their HIV status	...
Antiretroviral therapy coverage	...
Condom use	...
Clean needle use at last injection	...
Needles and syringes distributed per person who injects (2016)	...
Coverage of HIV prevention programmes	...
Coverage of opioid substitution therapy (2016)	...
Naloxone available (2016)	No
Safe injection rooms available (2016)	No
Avoidance of services due to stigma and discrimination	...

GAY MEN AND OTHER MEN WHO HAVE SEX WITH MEN

Estimated size of population	...
HIV prevalence	...
Know their HIV status	...
Antiretroviral therapy coverage	...
Condom use	...
Condoms distributed to men who have sex with men in prevention programmes (2016)	...
Coverage of HIV prevention programmes	...
Avoidance of services due to stigma and discrimination	...

TRANSGENDER PEOPLE

Estimated size of population	...
HIV prevalence	...
Know their HIV status	...
Antiretroviral therapy coverage	...
Condom use	...
Coverage of HIV prevention programmes	...
Avoidance of services due to stigma and discrimination	...

PRISONERS

Estimated size of population	...
HIV prevalence	...
Antiretroviral therapy coverage	...
HIV prevention programmes in prisons (2016)	...
Condoms distributed	...
Clean needles distributed	...
Prisoners on opioid substitution therapy	...

Unless indicated otherwise, data are from the most recent survey available between 2011 and 2015. Financial data are currently being validated and may be revised. For updates, please see <http://aidsinfo.unaids.org>.
* No, but prosecutions exist based on general criminal laws.

GAMBIA

THE HIV EPIDEMIC

	2005	2010	2016
New HIV infections	2200 [1800–2600]	1600 [1300–2000]	1300 [<1000–1700]
HIV incidence per 1000 population	1.60 [1.28–1.93]	1.02 [0.79–1.26]	0.65 [0.47–0.88]
AIDS-related deaths	<1000 [<1000–1100]	1100 [<1000–1400]	1100 [<1000–1400]
People living with HIV	16 000 [13 000–20 000]	20 000 [16 000–23 000]	20 000 [17 000–24 000]

90-90-90

People living with HIV who:	2016	
Know their HIV status	7100	35% [26%–43%]
Are on treatment	6,100	30% [22%–37%]
Adults on antiretroviral therapy	5500	29% [21%–36%]
Are virally suppressed

CHILDREN AND PREGNANT WOMEN

	2010	2016
New HIV infections—children	<500 [<200–<500]	<200 [<200–<500]
Antiretroviral therapy coverage — children	11% [8%–14%]	33% [24%–42%]
Coverage of pregnant women living with HIV accessing antiretroviral medicines	56% [46%–68%]	69% [59%–83%]

HIV COMORBIDITIES

Estimated number of incident TB cases among people living with HIV (2015)	<1000 [<500–<1000]
Proportion of people living with HIV with active TB in HIV care	...
Cervical cancer screening of women living with HIV	...

HIV PREVENTION

Knowledge of HIV prevention among young people (15–24)	28.8%
Condom use at last higher-risk sex (with a non-marital, non-cohabiting partner)	
Males	67.2%
Females	32.3%
Women aged 15–49 who have their demand for family planning satisfied with modern methods	...
Men aged 15–49 who are circumcised	Not applicable
Male circumcisions performed according to national standards (2016)	Not applicable
People on PrEP (2016)	...

STIGMA AND DISCRIMINATION

People who report they would not buy vegetables from a shopkeeper living with HIV	51%
---	-----

POLICIES AND REGULATIONS

	2016
Community delivery of treatment	...
Laws requiring parental consent for adolescents to access sexual and reproductive health services	...
TRIPS flexibilities incorporated in national legislation	...

Laws or policies restricting entry, stay and residence of people living with HIV	...
Criminalization of transmission of, nondisclosure of, or exposure to HIV	...
Recommended CD4 level for treatment initiation	Data not reported

HIV EXPENDITURE

	2014
Total expenditure	US\$ 3 850 001
Domestic public expenditure	US\$ 3 850 001
Domestic private expenditure	...
International expenditure	...

KEY POPULATIONS

SEX WORKERS	
Estimated size of population	...
HIV prevalence	...
Know HIV status	...
Antiretroviral therapy coverage	...
Condom use	...
Condoms distributed to sex workers enrolled in prevention programmes (2016)	...
Coverage of HIV prevention programmes	...
Avoidance of services due to stigma and discrimination	...

PEOPLE WHO INJECT DRUGS

Estimated size of population	...
HIV prevalence	...
Know their HIV status	...
Antiretroviral therapy coverage	...
Condom use	...
Clean needle use at last injection	...
Needles and syringes distributed per person who injects (2016)	...
Coverage of HIV prevention programmes	...
Coverage of opioid substitution therapy (2016)	...
Naloxone available (2016)	...
Safe injection rooms available (2016)	...
Avoidance of services due to stigma and discrimination	...

GAY MEN AND OTHER MEN WHO HAVE SEX WITH MEN

Estimated size of population	...
HIV prevalence	...
Know their HIV status	...
Antiretroviral therapy coverage	...
Condom use	...
Condoms distributed to men who have sex with men in prevention programmes (2016)	...
Coverage of HIV prevention programmes	...
Avoidance of services due to stigma and discrimination	...

TRANSGENDER PEOPLE

Estimated size of population	...
HIV prevalence	...
Know their HIV status	...
Antiretroviral therapy coverage	...
Condom use	...
Coverage of HIV prevention programmes	...
Avoidance of services due to stigma and discrimination	...

PRISONERS

Estimated size of population	...
HIV prevalence	...
Antiretroviral therapy coverage	...
HIV prevention programmes in prisons (2016)	...
Condoms distributed	...
Clean needles distributed	...
Prisoners on opioid substitution therapy	...

Unless indicated otherwise, data are from the most recent survey available between 2011 and 2015. Financial data are currently being validated and may be revised. For updates, please see <http://aidsinfo.unaids.org>.

GHANA

THE HIV EPIDEMIC

	2005	2010	2016
New HIV infections	18 000 [15 000–22 000]	17 000 [14 000–21 000]	20 000 [15 000–27 000]
HIV incidence per 1000 population	0.90 [0.75–1.09]	0.74 [0.59–0.9]	0.78 [0.57–1.02]
AIDS-related deaths	34 000 [29 000–40 000]	25 000 [20 000–30 000]	15 000 [11 000–20 000]
People living with HIV	380 000 [310 000–450 000]	300 000 [240 000–370 000]	290 000 [240 000–360 000]

90-90-90

	2016	
People living with HIV who:		
Know their HIV status	130 000	45% [37%–56%]
Are on treatment	100 000	34% [28%–42%]
Adults on antiretroviral therapy	95 700	37% [30%–44%]
Are virally suppressed

CHILDREN AND PREGNANT WOMEN

	2010	2016
New HIV infections—children	5600 [3800–7600]	3000 [1700–4500]
Antiretroviral therapy coverage — children	6% [5%–7%]	15% [11%–20%]
Coverage of pregnant women living with HIV accessing antiretroviral medicines	29% [20%–37%]	56% [42%–71%]

HIV COMORBIDITIES

Estimated number of incident TB cases among people living with HIV (2015)	9900 [4600–17 000]
Proportion of people living with HIV with active TB in HIV care	...
Cervical cancer screening of women living with HIV	...

HIV PREVENTION

Knowledge of HIV prevention among young people (15–24)	22.2%
Condom use at last higher-risk sex (with a non-marital, non-cohabiting partner)	
Males	39.1%
Females	17.1%
Women aged 15–49 who have their demand for family planning satisfied with modern methods	...
Men aged 15–49 who are circumcised	95.8%
Male circumcisions performed according to national standards (2016)	Not applicable
People on PrEP (2016)	...

STIGMA AND DISCRIMINATION

People who report they would not buy vegetables from a shopkeeper living with HIV	67.7%
---	-------

POLICIES AND REGULATIONS

	2016
Community delivery of treatment	Yes
Laws requiring parental consent for adolescents to access sexual and reproductive health services	No
TRIPS flexibilities incorporated in national legislation	Yes

Laws or policies restricting entry, stay and residence of people living with HIV	No
Criminalization of transmission of, nondisclosure of, or exposure to HIV	Yes
Recommended CD4 level for treatment initiation	TREAT ALL

HIV EXPENDITURE

	2016
Total expenditure	Data under validation
Domestic public expenditure	Data under validation
Domestic private expenditure	Data under validation
International expenditure	Data under validation

KEY POPULATIONS

	2016
SEX WORKERS	
Estimated size of population	...
HIV prevalence	6.9%
Know HIV status	...
Antiretroviral therapy coverage	...
Condom use	89.9%
Condoms distributed to sex workers enrolled in prevention programmes (2016)	156
Coverage of HIV prevention programmes	...
Avoidance of services due to stigma and discrimination	...

PEOPLE WHO INJECT DRUGS

Estimated size of population	...
HIV prevalence	...
Know their HIV status	...
Antiretroviral therapy coverage	...
Condom use	...
Clean needle use at last injection	...
Needles and syringes distributed per person who injects (2016)	...
Coverage of HIV prevention programmes	...
Coverage of opioid substitution therapy (2016)	...
Naloxone available (2016)	No
Safe injection rooms available (2016)	No
Avoidance of services due to stigma and discrimination	...

GAY MEN AND OTHER MEN WHO HAVE SEX WITH MEN

Estimated size of population	...
HIV prevalence	...
Know their HIV status	...
Antiretroviral therapy coverage	...
Condom use	...
Condoms distributed to men who have sex with men in prevention programmes (2016)	25
Coverage of HIV prevention programmes	...
Avoidance of services due to stigma and discrimination	...

TRANSGENDER PEOPLE

Estimated size of population	...
HIV prevalence	...
Know their HIV status	...
Antiretroviral therapy coverage	...
Condom use	...
Coverage of HIV prevention programmes	...
Avoidance of services due to stigma and discrimination	...

PRISONERS

Estimated size of population	...
HIV prevalence	2.3%
Antiretroviral therapy coverage	100%
HIV prevention programmes in prisons (2016)	
Condoms distributed	...
Clean needles distributed	...
Prisoners on opioid substitution therapy	...

Unless indicated otherwise, data are from the most recent survey available between 2011 and 2015. Financial data are currently being validated and may be revised. For updates, please see <http://aidsinfo.unaids.org>.

GUINEA

THE HIV EPIDEMIC

	2005	2010	2016
New HIV infections	9900 [8500–12 000]	8900 [7200–11 000]	8300 [6200–11 000]
HIV incidence per 1000 population	1.06 [0.91–1.24]	0.84 [0.67–1.01]	0.67 [0.5–0.89]
AIDS-related deaths	7000 [5600–8500]	5200 [4300–6300]	5800 [4600–7100]
People living with HIV	99 000 [84 000–110 000]	110 000 [94 000–130 000]	120 000 [100 000–150 000]

90-90-90

People living with HIV who:	2016	
Know their HIV status
Are on treatment	44 000	35% [25%–43%]
Adults on antiretroviral therapy	41 900	37% [26%–45%]
Are virally suppressed

CHILDREN AND PREGNANT WOMEN

	2010	2016
New HIV infections—children	1700 [1300–2200]	1300 [<1000–1800]
Antiretroviral therapy coverage — children	8% [5%–10%]	18% [12%–23%]
Coverage of pregnant women living with HIV accessing antiretroviral medicines	18% [14%–23%]	43% [32%–53%]

HIV COMORBIDITIES

Estimated number of incident TB cases among people living with HIV (2015)	5400 [3500–7900]
Proportion of people living with HIV with active TB in HIV care	...
Cervical cancer screening of women living with HIV	...

HIV PREVENTION

Knowledge of HIV prevention among young people (15–24)	25.5%
Condom use at last higher-risk sex (with a non-marital, non-cohabiting partner)	
Males	52.9%
Females	34.3%
Women aged 15–49 who have their demand for family planning satisfied with modern methods	24.6%
Men aged 15–49 who are circumcised	99.1%
Male circumcisions performed according to national standards (2016)	Not applicable
People on PrEP (2016)	...

STIGMA AND DISCRIMINATION

People who report they would not buy vegetables from a shopkeeper living with HIV	80.1%
---	-------

POLICIES AND REGULATIONS

	2016
Community delivery of treatment	No
Laws requiring parental consent for adolescents to access sexual and reproductive health services	Yes, <16 years
TRIPS flexibilities incorporated in national legislation	Yes

Laws or policies restricting entry, stay and residence of people living with HIV	No
Criminalization of transmission of, nondisclosure of, or exposure to HIV	Yes
Recommended CD4 level for treatment initiation	≤500 cells/mm3

HIV EXPENDITURE

	2016
Total expenditure	Data under validation
Domestic public expenditure	Data under validation
Domestic private expenditure	Data under validation
International expenditure	Data under validation

KEY POPULATIONS

SEX WORKERS

Estimated size of population	...
HIV prevalence	14.2%
Know HIV status	...
Antiretroviral therapy coverage	...
Condom use	95.9%
Condoms distributed to sex workers enrolled in prevention programmes (2016)	...
Coverage of HIV prevention programmes	...
Avoidance of services due to stigma and discrimination	...

PEOPLE WHO INJECT DRUGS

Estimated size of population	...
HIV prevalence	...
Know their HIV status	...
Antiretroviral therapy coverage	...
Condom use	...
Clean needle use at last injection	...
Needles and syringes distributed per person who injects (2016)	...
Coverage of HIV prevention programmes	...
Coverage of opioid substitution therapy (2016)	...
Naloxone available (2016)	No
Safe injection rooms available (2016)	No
Avoidance of services due to stigma and discrimination	...

GAY MEN AND OTHER MEN WHO HAVE SEX WITH MEN

Estimated size of population	...
HIV prevalence	...
Know their HIV status	...
Antiretroviral therapy coverage	...
Condom use	...
Condoms distributed to men who have sex with men in prevention programmes (2016)	...
Coverage of HIV prevention programmes	...
Avoidance of services due to stigma and discrimination	...

TRANSGENDER PEOPLE

Estimated size of population	...
HIV prevalence	...
Know their HIV status	...
Antiretroviral therapy coverage	...
Condom use	...
Coverage of HIV prevention programmes	...
Avoidance of services due to stigma and discrimination	...

PRISONERS

Estimated size of population	...
HIV prevalence	8.5%
Antiretroviral therapy coverage	...
HIV prevention programmes in prisons (2016)	...
Condoms distributed	...
Clean needles distributed	...
Prisoners on opioid substitution therapy	...

Unless indicated otherwise, data are from the most recent survey available between 2011 and 2015. Financial data are currently being validated and may be revised. For updates, please see <http://aidsinfo.unaids.org>.

GUINEA-BISSAU

THE HIV EPIDEMIC

	2005	2010	2016
New HIV infections	5100 [3600–4900]	2600 [2700–3800]	1300 [1800–3200]
HIV incidence per 1000 population	3.70 [2.63–3.53]	1.68 [1.79–2.5]	0.72 [1.02–1.83]
AIDS-related deaths	1700 [1100–1900]	2300 [1400–2100]	2000 [1400–1800]
People living with HIV	37 000 [27 000–34 000]	42 000 [34 000–41 000]	36 000 [34 000–47 000]

90-90-90

People living with HIV who:	2016	
Know their HIV status
Are on treatment	12 000	33% [30%–41%]
Adults on antiretroviral therapy	11 300	35% [33%–46%]
Are virally suppressed

CHILDREN AND PREGNANT WOMEN

	2010	2016
New HIV infections—children	<1000 [<1000–<1000]	<500 [<500–<1000]
Antiretroviral therapy coverage — children	4% [3%–4%]	15% [12%–15%]
Coverage of pregnant women living with HIV accessing antiretroviral medicines	15% [13%–17%]	85% [89%–95%]

HIV COMORBIDITIES

Estimated number of incident TB cases among people living with HIV (2015)	1800 [1100–2600]
Proportion of people living with HIV with active TB in HIV care	...
Cervical cancer screening of women living with HIV	...

HIV PREVENTION

Knowledge of HIV prevention among young people (15-24)	22.3%
Condom use at last higher-risk sex (with a non-marital, non-cohabiting partner)	
Males	...
Females	...
Women aged 15-49 who have their demand for family planning satisfied with modern methods	...
Men aged 15-49 who are circumcised	Not applicable
Male circumcisions performed according to national standards (2016)	Not applicable
People on PrEP (2016)	...

STIGMA AND DISCRIMINATION

People who report having discriminatory attitudes towards people living with HIV	...
--	-----

POLICIES AND REGULATIONS

	2016
Community delivery of treatment	...
Laws requiring parental consent for adolescents to access sexual and reproductive health services	...
TRIPS flexibilities incorporated in national legislation	...

Laws or policies restricting entry, stay and residence of people living with HIV	...
Criminalization of transmission of, nondisclosure of, or exposure to HIV	...
Recommended CD4 level for treatment initiation	Data not reported

HIV EXPENDITURE

Total expenditure	...
Domestic public expenditure	...
Domestic private expenditure	...
International expenditure	...

KEY POPULATIONS

SEX WORKERS

Estimated size of population	...
HIV prevalence	...
Know HIV status	...
Antiretroviral therapy coverage	...
Condom use	...
Condoms distributed to sex workers enrolled in prevention programmes (2016)	...
Coverage of HIV prevention programmes	...
Avoidance of services due to stigma and discrimination	...

PEOPLE WHO INJECT DRUGS

Estimated size of population	...
HIV prevalence	...
Know their HIV status	...
Antiretroviral therapy coverage	...
Condom use	...
Clean needle use at last injection	...
Needles and syringes distributed per person who injects (2016)	...
Coverage of HIV prevention programmes	...
Coverage of opioid substitution therapy (2016)	...
Naloxone available (2016)	...
Safe injection rooms available (2016)	...
Avoidance of services due to stigma and discrimination	...

GAY MEN AND OTHER MEN WHO HAVE SEX WITH MEN

Estimated size of population	...
HIV prevalence	...
Know their HIV status	...
Antiretroviral therapy coverage	...
Condom use	...
Condoms distributed to men who have sex with men in prevention programmes (2016)	...
Coverage of HIV prevention programmes	...
Avoidance of services due to stigma and discrimination	...

TRANSGENDER PEOPLE

Estimated size of population	...
HIV prevalence	...
Know their HIV status	...
Antiretroviral therapy coverage	...
Condom use	...
Coverage of HIV prevention programmes	...
Avoidance of services due to stigma and discrimination	...

PRISONERS

Estimated size of population	...
HIV prevalence	...
Antiretroviral therapy coverage	...
HIV prevention programmes in prisons (2016)	...
Condoms distributed	...
Clean needles distributed	...
Prisoners on opioid substitution therapy	...

Unless indicated otherwise, data are from the most recent survey available between 2011 and 2015. Financial data are currently being validated and may be revised. For updates, please see <http://aidsinfo.unaids.org>.

LIBERIA

THE HIV EPIDEMIC

	2005	2010	2016
New HIV infections	2500 [1600–3500]	2400 [1700–3200]	2900 [1900–4500]
HIV incidence per 1000 population	0.80 [0.53–1.12]	0.65 [0.46–0.86]	0.66 [0.42–1.03]
AIDS-related deaths	4900 [4200–5700]	3900 [3100–4500]	2800 [2100–3500]
People living with HIV	56 000 [46 000–65 000]	46 000 [37 000–57 000]	43 000 [34 000–55 000]

90-90-90

People living with HIV who:	2016	
Know their HIV status	14 000	33% [26%–42%]
Are on treatment	8,100	19% [15%–24%]
Adults on antiretroviral therapy	7600	20% [15%–25%]
Are virally suppressed	5,600	13% [10%–16%]

CHILDREN AND PREGNANT WOMEN

	2010	2016
New HIV infections—children	<1000 [<500–<1000]	<500 [<500–<1000]
Antiretroviral therapy coverage — children	5% [4%–6%]	11% [8%–14%]
Coverage of pregnant women living with HIV accessing antiretroviral medicines	26% [19%–35%]	70% [50%–90%]

HIV COMORBIDITIES

Estimated number of incident TB cases among people living with HIV (2015)	1800 [1100–2600]
Proportion of people living with HIV with active TB in HIV care	26.9%
Cervical cancer screening of women living with HIV	...

HIV PREVENTION

Knowledge of HIV prevention among young people (15–24)	33.5%
Condom use at last higher-risk sex (with a non-marital, non-cohabiting partner)	
Males	42.1%
Females	20.3%
Women aged 15–49 who have their demand for family planning satisfied with modern methods	...
Men aged 15–49 who are circumcised	99.2%
Male circumcisions performed according to national standards (2016)	Not applicable
People on PrEP (2016)	...

STIGMA AND DISCRIMINATION

People who report they would not buy vegetables from a shopkeeper living with HIV	52.7%
---	-------

POLICIES AND REGULATIONS

	2016
Community delivery of treatment	No
Laws requiring parental consent for adolescents to access sexual and reproductive health services	Yes, <14 years
TRIPS flexibilities incorporated in national legislation	No data available

Laws or policies restricting entry, stay and residence of people living with HIV	No
Criminalization of transmission of, nondisclosure of, or exposure to HIV	Yes
Recommended CD4 level for treatment initiation	≤500 cells/mm3

HIV EXPENDITURE

Total expenditure	...
Domestic public expenditure	...
Domestic private expenditure	...
International expenditure	...

KEY POPULATIONS

SEX WORKERS

Estimated size of population	...
HIV prevalence	...
Know HIV status	...
Antiretroviral therapy coverage	...
Condom use	...
Condoms distributed to sex workers enrolled in prevention programmes (2016)	...
Coverage of HIV prevention programmes	...
Avoidance of services due to stigma and discrimination	...

PEOPLE WHO INJECT DRUGS

Estimated size of population	...
HIV prevalence	...
Know their HIV status	...
Antiretroviral therapy coverage	...
Condom use	...
Clean needle use at last injection	...
Needles and syringes distributed per person who injects (2016)	...
Coverage of HIV prevention programmes	...
Coverage of opioid substitution therapy (2016)	...
Naloxone available (2016)	No
Safe injection rooms available (2016)	No
Avoidance of services due to stigma and discrimination	...

GAY MEN AND OTHER MEN WHO HAVE SEX WITH MEN

Estimated size of population	...
HIV prevalence	...
Know their HIV status	...
Antiretroviral therapy coverage	...
Condom use	...
Condoms distributed to men who have sex with men in prevention programmes (2016)	...
Coverage of HIV prevention programmes	...
Avoidance of services due to stigma and discrimination	...

TRANSGENDER PEOPLE

Estimated size of population	...
HIV prevalence	...
Know their HIV status	...
Antiretroviral therapy coverage	...
Condom use	...
Coverage of HIV prevention programmes	...
Avoidance of services due to stigma and discrimination	...

PRISONERS

Estimated size of population	...
HIV prevalence	...
Antiretroviral therapy coverage	...
HIV prevention programmes in prisons (2016)	...
Condoms distributed	...
Clean needles distributed	...
Prisoners on opioid substitution therapy	...

Unless indicated otherwise, data are from the most recent survey available between 2011 and 2015. Financial data are currently being validated and may be revised. For updates, please see <http://aidsinfo.unaids.org>.

MALI

THE HIV EPIDEMIC

	2005	2010	2016
New HIV infections	9500 [7500–12 000]	6600 [5000–8600]	5900 [3800–8600]
HIV incidence per 1000 population	0.76 [0.59–0.93]	0.44 [0.33–0.58]	0.33 [0.21–0.49]
AIDS-related deaths	6900 [5900–7800]	5500 [4300–6500]	6100 [4800–7500]
People living with HIV	110 000 [93 000–130 000]	110 000 [94 000–130 000]	110 000 [89 000–130 000]

90-90-90

	2016	
People living with HIV who: Know their HIV status
Are on treatment	38 000	35% [25%–44%]
Adults on antiretroviral therapy	35 100	37% [26%–47%]
Are virally suppressed	10 000	9% [6%–11%]

CHILDREN AND PREGNANT WOMEN

	2010	2016
New HIV infections—children	1900 [1500–2500]	1600 [1100–2300]
Antiretroviral therapy coverage — children	10% [8%–12%]	21% [15%–26%]
Coverage of pregnant women living with HIV accessing antiretroviral medicines	32% [27%–38%]	35% [28%–42%]

HIV COMORBIDITIES

Estimated number of incident TB cases among people living with HIV (2015)	1400 [<1000-2000]
Proportion of people living with HIV with active TB in HIV care	6.3%
Cervical cancer screening of women living with HIV	...

HIV PREVENTION

Knowledge of HIV prevention among young people (15-24)	26.1%
Condom use at last higher-risk sex (with a non-marital, non-cohabiting partner)	
Males	38.6%
Females	20.6%
Women aged 15-49 who have their demand for family planning satisfied with modern methods	...
Men aged 15-49 who are circumcised	97.8%
Male circumcisions performed according to national standards (2016)	Not applicable
People on PrEP (2016)	...

STIGMA AND DISCRIMINATION

People who report they would not buy vegetables from a shopkeeper living with HIV	45.8%
---	-------

POLICIES AND REGULATIONS

	2016
Community delivery of treatment	Yes
Laws requiring parental consent for adolescents to access sexual and reproductive health services	No
TRIPS flexibilities incorporated in national legislation	No data available

Laws or policies restricting entry, stay and residence of people living with HIV	No
Criminalization of transmission of, nondisclosure of, or exposure to HIV	Yes
Recommended CD4 level for treatment initiation	TREAT ALL

HIV EXPENDITURE

	2013
Total expenditure	US\$ 14 296 870
Domestic public expenditure	US\$ 4 709 121
Domestic private expenditure	US\$ 110 446
International expenditure	US\$ 9 477 303

KEY POPULATIONS

SEX WORKERS	
Estimated size of population	35 903
HIV prevalence	...
Know their HIV status	...
Antiretroviral therapy coverage	...
Condom use	98.1%
Condoms distributed to sex workers enrolled in prevention programmes (2016)	...
Coverage of HIV prevention programmes	...
Avoidance of services due to stigma and discrimination	...

PEOPLE WHO INJECT DRUGS

Estimated size of population	749
HIV prevalence	5.1%
Know their HIV status	...
Antiretroviral therapy coverage	...
Condom use	...
Clean needle use at last injection	...
Needles and syringes distributed per person who injects (2016)	...
Coverage of HIV prevention programmes	...
Coverage of opioid substitution therapy (2016)	...
Naloxone available (2016)	No
Safe injection rooms available (2016)	No
Avoidance of services due to stigma and discrimination	...

GAY MEN AND OTHER MEN WHO HAVE SEX WITH MEN

Estimated size of population	3 671
HIV prevalence	13.7%
Know their HIV status	...
Antiretroviral therapy coverage	...
Condom use	76.9%
Condoms distributed to men who have sex with men in prevention programmes (2016)	...
Coverage of HIV prevention programmes	...
Avoidance of services due to stigma and discrimination	...

TRANSGENDER PEOPLE

Estimated size of population	...
HIV prevalence	...
Know their HIV status	...
Antiretroviral therapy coverage	...
Condom use	...
Coverage of HIV prevention programmes	...
Avoidance of services due to stigma and discrimination	...

PRISONERS

Estimated size of population	5 354
HIV prevalence	1.4%
Antiretroviral therapy coverage	...
HIV prevention programmes in prisons (2016)	...
Condoms distributed	...
Clean needles distributed	...
Prisoners on opioid substitution therapy	...

Unless indicated otherwise, data are from the most recent survey available between 2011 and 2015. Financial data are currently being validated and may be revised. For updates, please see <http://aidsinfo.unaids.org>.

MAURITANIA

THE HIV EPIDEMIC

	2005	2010	2016
New HIV infections
HIV incidence per 1000 population
AIDS-related deaths	<1000 [<1000–1000]	<1000 [<1000–1100]	<1000 [<1000–1200]
People living with HIV	14 000 [12 000–17 000]	14 000 [10 000–18 000]	11 000 [7100–18 000]

90-90-90

People living with HIV who:	2016	
Know their HIV status
Are on treatment	2,600	23% [13%–38%]
Adults on antiretroviral therapy	2500	23% [12%–38%]
Are virally suppressed	2,100	18% [10%–30%]

CHILDREN AND PREGNANT WOMEN

	2010	2016
New HIV infections—children	<200 [<100–<200]	<100 [<100–<200]
Antiretroviral therapy coverage — children	3% [3%–4%]	23% [15%–31%]
Coverage of pregnant women living with HIV accessing antiretroviral medicines	8% [6%–10%]	34% [23%–51%]

HIV COMORBIDITIES

Estimated number of incident TB cases among people living with HIV (2015)	<500 [<500–<1000]
Proportion of people living with HIV with active TB in HIV care	3.7%
Cervical cancer screening of women living with HIV	...

HIV PREVENTION

Knowledge of HIV prevention among young people (15-24)	57.8%
Condom use at last higher-risk sex (with a non-marital, non-cohabiting partner)	
Males	...
Females	...
Women aged 15-49 who have their demand for family planning satisfied with modern methods	...
Men aged 15-49 who are circumcised	Not applicable
Male circumcisions performed according to national standards (2016)	Not applicable
People on PrEP (2016)	...

STIGMA AND DISCRIMINATION

People who report having discriminatory attitudes towards people living with HIV	...
--	-----

POLICIES AND REGULATIONS

	2016
Community delivery of treatment	...
Laws requiring parental consent for adolescents to access sexual and reproductive health services	...
TRIPS flexibilities incorporated in national legislation	...

Laws or policies restricting entry, stay and residence of people living with HIV	...
Criminalization of transmission of, nondisclosure of, or exposure to HIV	...
Recommended CD4 level for treatment initiation	Data not reported

HIV EXPENDITURE

	2015
Total expenditure	US\$ 10 599 920
Domestic public expenditure	US\$ 861 273
Domestic private expenditure	US\$ 182 175
International expenditure	US\$ 9 556 472

KEY POPULATIONS

SEX WORKERS

Estimated size of population	315
HIV prevalence	4%
Know HIV status	...
Antiretroviral therapy coverage	...
Condom use	...
Condoms distributed to sex workers enrolled in prevention programmes (2016)	...
Coverage of HIV prevention programmes	...
Avoidance of services due to stigma and discrimination	...

PEOPLE WHO INJECT DRUGS

Estimated size of population	...
HIV prevalence	...
Know their HIV status	...
Antiretroviral therapy coverage	...
Condom use	...
Clean needle use at last injection	...
Needles and syringes distributed per person who injects (2016)	...
Coverage of HIV prevention programmes	...
Coverage of opioid substitution therapy (2016)	...
Naloxone available (2016)	...
Safe injection rooms available (2016)	...
Avoidance of services due to stigma and discrimination	...

GAY MEN AND OTHER MEN WHO HAVE SEX WITH MEN

Estimated size of population	...
HIV prevalence	44.4%
Know their HIV status	...
Antiretroviral therapy coverage	...
Condom use	...
Condoms distributed to men who have sex with men in prevention programmes (2016)	...
Coverage of HIV prevention programmes	...
Avoidance of services due to stigma and discrimination	...

TRANSGENDER PEOPLE

Estimated size of population	...
HIV prevalence	...
Know their HIV status	...
Antiretroviral therapy coverage	...
Condom use	...
Coverage of HIV prevention programmes	...
Avoidance of services due to stigma and discrimination	...

PRISONERS

Estimated size of population	488
HIV prevalence	...
Antiretroviral therapy coverage	...
HIV prevention programmes in prisons (2016)	...
Condoms distributed	...
Clean needles distributed	...
Prisoners on opioid substitution therapy	...

Unless indicated otherwise, data are from the most recent survey available between 2011 and 2015. Financial data are currently being validated and may be revised. For updates, please see <http://aidsinfo.unaids.org>.

NIGER

THE HIV EPIDEMIC

	2005	2010	2016
New HIV infections	4200 [3400–5200]	2000 [1700–2500]	1800 [1300–2300]
HIV incidence per 1000 population	0.33 [0.26–0.4]	0.13 [0.11–0.16]	0.09 [0.07–0.11]
AIDS-related deaths	4900 [4000–6000]	4000 [3300–4700]	3400 [2900–4000]
People living with HIV	68 000 [59 000–78 000]	58 000 [50 000–66 000]	48 000 [41 000–55 000]

90-90-90

People living with HIV who:	2016	
Know their HIV status	17 000	35% [27%–43%]
Are on treatment	15 000	32% [25%–39%]
Adults on antiretroviral therapy	14 300	34% [26%–41%]
Are virally suppressed	8,800	18% [14%–22%]

CHILDREN AND PREGNANT WOMEN

	2010	2016
New HIV infections—children	<1000 [<1000–<1000]	<1000 [<500–<1000]
Antiretroviral therapy coverage — children	5% [4%–6%]	17% [13%–21%]
Coverage of pregnant women living with HIV accessing antiretroviral medicines	61% [51%–72%]	52% [45%–61%]

HIV COMORBIDITIES

Estimated number of incident TB cases among people living with HIV (2015)	1000 [<1000-1500]
Proportion of people living with HIV with active TB in HIV care	8%
Cervical cancer screening of women living with HIV	...

HIV PREVENTION

Knowledge of HIV prevention among young people (15-24)	21.5%
Condom use at last higher-risk sex (with a non-marital, non-cohabiting partner)	
Males	64.3%
Females	35.1%
Women aged 15-49 who have their demand for family planning satisfied with modern methods	40.9%
Men aged 15-49 who are circumcised	99.4%
Male circumcisions performed according to national standards (2016)	Not applicable
People on PrEP (2016)	...

STIGMA AND DISCRIMINATION

People who report they would not buy vegetables from a shopkeeper living with HIV	71.5%
---	-------

POLICIES AND REGULATIONS

	2016
Community delivery of treatment	No
Laws requiring parental consent for adolescents to access sexual and reproductive health services	Yes, <16 years
TRIPS flexibilities incorporated in national legislation	No data available

Laws or policies restricting entry, stay and residence of people living with HIV	No
Criminalization of transmission of, nondisclosure of, or exposure to HIV	Yes
Recommended CD4 level for treatment initiation	TREAT ALL

HIV EXPENDITURE

	2016
Total expenditure	Data under validation
Domestic public expenditure	Data under validation
Domestic private expenditure	Data under validation
International expenditure	Data under validation

KEY POPULATIONS

SEX WORKERS	
Estimated size of population	46 630
HIV prevalence	17%
Know HIV status	97.5%
Antiretroviral therapy coverage	...
Condom use	88%
Condoms distributed to sex workers enrolled in prevention programmes (2016)	11
Coverage of HIV prevention programmes	71.3%
Avoidance of services due to stigma and discrimination	...

PEOPLE WHO INJECT DRUGS

Estimated size of population	...
HIV prevalence	...
Know their HIV status	...
Antiretroviral therapy coverage	...
Condom use	...
Clean needle use at last injection	...
Needles and syringes distributed per person who injects (2016)	...
Coverage of HIV prevention programmes	...
Coverage of opioid substitution therapy (2016)	...
Naloxone available (2016)	No
Safe injection rooms available (2016)	No
Avoidance of services due to stigma and discrimination	...

GAY MEN AND OTHER MEN WHO HAVE SEX WITH MEN

Estimated size of population	11 928
HIV prevalence	17.6%
Know their HIV status	...
Antiretroviral therapy coverage	...
Condom use	78.9%
Condoms distributed to men who have sex with men in prevention programmes (2016)	8
Coverage of HIV prevention programmes	34.3%
Avoidance of services due to stigma and discrimination	...

TRANSGENDER PEOPLE

Estimated size of population	...
HIV prevalence	...
Know their HIV status	...
Antiretroviral therapy coverage	...
Condom use	...
Coverage of HIV prevention programmes	...
Avoidance of services due to stigma and discrimination	...

PRISONERS

Estimated size of population	16 669
HIV prevalence	1.9%
Antiretroviral therapy coverage	...
HIV prevention programmes in prisons (2016)	
Condoms distributed	...
Clean needles distributed	...
Prisoners on opioid substitution therapy	...

Unless indicated otherwise, data are from the most recent survey available between 2011 and 2015. Financial data are currently being validated and may be revised. For updates, please see <http://aidsinfo.unaids.org>.

NIGERIA

THE HIV EPIDEMIC

	2005	2010	2016
New HIV infections	260 000 [190 000–330 000]	230 000 [160 000–310 000]	220 000 [150 000–310 000]
HIV incidence per 1000 population	1.94 [1.41–2.51]	1.51 [1.09–2.05]	1.23 [0.85–1.8]
AIDS-related deaths	200 000 [140 000–280 000]	200 000 [140 000–280 000]	160 000 [110 000–230 000]
People living with HIV	3 100 000 [2 300 000–4 200 000]	3 100 000 [2 300 000–4 200 000]	3 200 000 [2 300 000–4 300 000]

90-90-90

	2016	
People living with HIV who:		
Know their HIV status	1 100 000	34% [22%–48%]
Are on treatment	970 000	30% [19%–42%]
Adults on antiretroviral therapy	912 000	31% [20%–43%]
Are virally suppressed	780 000	24% [15%–34%]

CHILDREN AND PREGNANT WOMEN

	2010	2016
New HIV infections—children	44 000 [28 000–65 000]	37 000 [22 000–56 000]
Antiretroviral therapy coverage — children	6% [3%–8%]	21% [12%–31%]
Coverage of pregnant women living with HIV accessing antiretroviral medicines	15% [10%–21%]	32% [22%–44%]

HIV COMORBIDITIES

Estimated number of incident TB cases among people living with HIV (2015)	100 000 [56 000–160 000]
Proportion of people living with HIV with active TB in HIV care	6.8%
Cervical cancer screening of women living with HIV	...

HIV PREVENTION

Knowledge of HIV prevention among young people (15–24)	24.4%
Condom use at last higher-risk sex (with a non-marital, non-cohabiting partner)	
Males	57.6%
Females	39.8%
Women aged 15–49 who have their demand for family planning satisfied with modern methods	...
Men aged 15–49 who are circumcised	98.9%
Male circumcisions performed according to national standards (2016)	Not applicable
People on PrEP (2016)	242

STIGMA AND DISCRIMINATION

People who report they would not buy vegetables from a shopkeeper living with HIV	46.8%
---	-------

POLICIES AND REGULATIONS

	2016
Community delivery of treatment	Yes
Laws requiring parental consent for adolescents to access sexual and reproductive health services	Yes, <18 years
TRIPS flexibilities incorporated in national legislation	No data available

Laws or policies restricting entry, stay and residence of people living with HIV	No
Criminalization of transmission of, nondisclosure of, or exposure to HIV	No*
Recommended CD4 level for treatment initiation	TREAT ALL

HIV EXPENDITURE

	2016
Total expenditure	Data under validation
Domestic public expenditure	Data under validation
Domestic private expenditure	Data under validation
International expenditure	Data under validation

KEY POPULATIONS

SEX WORKERS

Estimated size of population	103 506
HIV prevalence	14.4%
Know HIV status	...
Antiretroviral therapy coverage	...
Condom use	98.1%
Condoms distributed to sex workers enrolled in prevention programmes (2016)	28
Coverage of HIV prevention programmes	...
Avoidance of services due to stigma and discrimination	...

PEOPLE WHO INJECT DRUGS

Estimated size of population	44 515
HIV prevalence	3.4%
Know their HIV status	...
Antiretroviral therapy coverage	...
Condom use	...
Clean needle use at last injection	...
Needles and syringes distributed per person who injects (2016)	...
Coverage of HIV prevention programmes	...
Coverage of opioid substitution therapy (2016)	...
Naloxone available (2016)	No
Safe injection rooms available (2016)	No
Avoidance of services due to stigma and discrimination	...

GAY MEN AND OTHER MEN WHO HAVE SEX WITH MEN

Estimated size of population	26 014
HIV prevalence	23%
Know their HIV status	...
Antiretroviral therapy coverage	...
Condom use	...
Condoms distributed to men who have sex with men in prevention programmes (2016)	3
Coverage of HIV prevention programmes	...
Avoidance of services due to stigma and discrimination	...

TRANSGENDER PEOPLE

Estimated size of population	...
HIV prevalence	...
Know their HIV status	...
Antiretroviral therapy coverage	...
Condom use	...
Coverage of HIV prevention programmes	...
Avoidance of services due to stigma and discrimination	...

PRISONERS

Estimated size of population	...
HIV prevalence	...
Antiretroviral therapy coverage	...
HIV prevention programmes in prisons (2016)	
Condoms distributed	...
Clean needles distributed	...
Prisoners on opioid substitution therapy	...

Unless indicated otherwise, data are from the most recent survey available between 2011 and 2015. Financial data are currently being validated and may be revised. For updates, please see <http://aidsinfo.unaids.org>.
* No, but prosecutions exist based on general criminal laws.

SAO TOME AND PRINCIPE

THE HIV EPIDEMIC

	2005	2010	2016
New HIV infections
HIV incidence per 1000 population
AIDS-related deaths
People living with HIV

90-90-90

	2016	
People living with HIV who: Know their HIV status
Are on treatment	<1000	...
Adults on antiretroviral therapy
Are virally suppressed

CHILDREN AND PREGNANT WOMEN

	2010	2016
New HIV infections—children
Antiretroviral therapy coverage — children
Coverage of pregnant women living with HIV accessing antiretroviral medicines

HIV COMORBIDITIES

Estimated number of incident TB cases among people living with HIV (2015)	<100
	[<100-<100]
Proportion of people living with HIV with active TB in HIV care	21%
Cervical cancer screening of women living with HIV	...

HIV PREVENTION

Knowledge of HIV prevention among young people (15-24)	43.1%
Condom use at last higher-risk sex (with a non-marital, non-cohabiting partner)	
Males	60.6%
Females	48.1%
Women aged 15-49 who have their demand for family planning satisfied with modern methods	...
Men aged 15-49 who are circumcised	Not applicable
Male circumcisions performed according to national standards (2016)	Not applicable
People on PrEP (2016)	...

STIGMA AND DISCRIMINATION

People who report having discriminatory attitudes towards people living with HIV	...
--	-----

POLICIES AND REGULATIONS

	2016
Community delivery of treatment	...
Laws requiring parental consent for adolescents to access sexual and reproductive health services	...
TRIPS flexibilities incorporated in national legislation	...

Laws or policies restricting entry, stay and residence of people living with HIV	...
Criminalization of transmission of, nondisclosure of, or exposure to HIV	...
Recommended CD4 level for treatment initiation	Data not reported

HIV EXPENDITURE

	2014
Total expenditure	US\$ 734 871
Domestic public expenditure	US\$ 30 800
Domestic private expenditure	US\$ 8 468
International expenditure	US\$ 695 603

KEY POPULATIONS

SEX WORKERS

Estimated size of population	...
HIV prevalence	...
Know HIV status	...
Antiretroviral therapy coverage	...
Condom use	...
Condoms distributed to sex workers enrolled in prevention programmes (2016)	...
Coverage of HIV prevention programmes	...
Avoidance of services due to stigma and discrimination	...

PEOPLE WHO INJECT DRUGS

Estimated size of population	...
HIV prevalence	...
Know their HIV status	...
Antiretroviral therapy coverage	...
Condom use	...
Clean needle use at last injection	...
Needles and syringes distributed per person who injects (2016)	...
Coverage of HIV prevention programmes	...
Coverage of opioid substitution therapy (2016)	...
Naloxone available (2016)	...
Safe injection rooms available (2016)	...
Avoidance of services due to stigma and discrimination	...

GAY MEN AND OTHER MEN WHO HAVE SEX WITH MEN

Estimated size of population	...
HIV prevalence	...
Know their HIV status	...
Antiretroviral therapy coverage	...
Condom use	...
Condoms distributed to men who have sex with men in prevention programmes (2016)	...
Coverage of HIV prevention programmes	...
Avoidance of services due to stigma and discrimination	...

TRANSGENDER PEOPLE

Estimated size of population	...
HIV prevalence	...
Know their HIV status	...
Antiretroviral therapy coverage	...
Condom use	...
Coverage of HIV prevention programmes	...
Avoidance of services due to stigma and discrimination	...

PRISONERS

Estimated size of population	...
HIV prevalence	6.1%
Antiretroviral therapy coverage	...
HIV prevention programmes in prisons (2016)	...
Condoms distributed	...
Clean needles distributed	...
Prisoners on opioid substitution therapy	...

Unless indicated otherwise, data are from the most recent survey available between 2011 and 2015. Financial data are currently being validated and may be revised. For updates, please see <http://aidsinfo.unaids.org>.

SENEGAL

THE HIV EPIDEMIC

	2005	2010	2016
New HIV infections	3900 [3200–4800]	1800 [1300–2300]	1100 [<1000–1700]
HIV incidence per 1000 population	0.37 [0.3–0.45]	0.14 [0.11–0.19]	0.08 [0.05–0.11]
AIDS-related deaths	2500 [2000–3200]	1500 [1100–2000]	1900 [1500–2400]
People living with HIV	45 000 [38 000–53 000]	45 000 [39 000–52 000]	41 000 [34 000–48 000]

90-90-90

	2016	
People living with HIV who: Know their HIV status
Are on treatment	21 000	52% [38%–64%]
Adults on antiretroviral therapy	19 900	56% [40%–69%]
Are virally suppressed	16 000	40% [29%–49%]

CHILDREN AND PREGNANT WOMEN

	2010	2016
New HIV infections—children	<1000 [<1000–<1000]	<500 [<500–<1000]
Antiretroviral therapy coverage — children	17% [12%–20%]	26% [19%–31%]
Coverage of pregnant women living with HIV accessing antiretroviral medicines	22% [19%–26%]	55% [46%–65%]

HIV COMORBIDITIES

Estimated number of incident TB cases among people living with HIV (2015)	1400 [<1000–2100]
Proportion of people living with HIV with active TB in HIV care	3.4%
Cervical cancer screening of women living with HIV	...

HIV PREVENTION

Knowledge of HIV prevention among young people (15–24)	28.4%
Condom use at last higher-risk sex (with a non-marital, non-cohabiting partner)	
Males	68.9%
Females	...
Women aged 15–49 who have their demand for family planning satisfied with modern methods	43.9%
Men aged 15–49 who are circumcised	98.2%
Male circumcisions performed according to national standards (2016)	Not applicable
People on PrEP (2016)	273

STIGMA AND DISCRIMINATION

People who report they would not buy vegetables from a shopkeeper living with HIV	51.7%
---	-------

POLICIES AND REGULATIONS

	2016
Community delivery of treatment	No
Laws requiring parental consent for adolescents to access sexual and reproductive health services	No
TRIPS flexibilities incorporated in national legislation	No data available

Laws or policies restricting entry, stay and residence of people living with HIV	No
Criminalization of transmission of, nondisclosure of, or exposure to HIV	Yes
Recommended CD4 level for treatment initiation	TREAT ALL

HIV EXPENDITURE

	2015
Total expenditure	Data under validation
Domestic public expenditure	Data under validation
Domestic private expenditure	Data under validation
International expenditure	Data under validation

KEY POPULATIONS

SEX WORKERS

Estimated size of population	20 763
HIV prevalence	6.6%
Know HIV status	...
Antiretroviral therapy coverage	...
Condom use	94.1%
Condoms distributed to sex workers enrolled in prevention programmes (2016)	...
Coverage of HIV prevention programmes	...
Avoidance of services due to stigma and discrimination	...

PEOPLE WHO INJECT DRUGS

Estimated size of population	2 991
HIV prevalence	10.2%
Know their HIV status	...
Antiretroviral therapy coverage	...
Condom use	...
Clean needle use at last injection	...
Needles and syringes distributed per person who injects (2016)	54
Coverage of HIV prevention programmes	...
Coverage of opioid substitution therapy (2016)	11.7%
Naloxone available (2016)	No
Safe injection rooms available (2016)	No
Avoidance of services due to stigma and discrimination	...

GAY MEN AND OTHER MEN WHO HAVE SEX WITH MEN

Estimated size of population	9 265
HIV prevalence	41.9%
Know their HIV status	...
Antiretroviral therapy coverage	...
Condom use	72.6%
Condoms distributed to men who have sex with men in prevention programmes (2016)	...
Coverage of HIV prevention programmes	...
Avoidance of services due to stigma and discrimination	...

TRANSGENDER PEOPLE

Estimated size of population	...
HIV prevalence	...
Know their HIV status	...
Antiretroviral therapy coverage	...
Condom use	...
Coverage of HIV prevention programmes	...
Avoidance of services due to stigma and discrimination	...

PRISONERS

Estimated size of population	8 630
HIV prevalence	2%
Antiretroviral therapy coverage	...
HIV prevention programmes in prisons (2016)	
Condoms distributed	...
Clean needles distributed	...
Prisoners on opioid substitution therapy	2

Unless indicated otherwise, data are from the most recent survey available between 2011 and 2015. Financial data are currently being validated and may be revised. For updates, please see <http://aidsinfo.unaids.org>.

SIERRA LEONE

THE HIV EPIDEMIC

	2005	2010	2016
New HIV infections
HIV incidence per 1000 population
AIDS-related deaths	2200 [1600–2900]	2600 [2100–3300]	2800 [1900–4100]
People living with HIV	44 000 [37 000–52 000]	56 000 [44 000–69 000]	67 000 [43 000–100 000]

90-90-90

	2016	
People living with HIV who:		
Know their HIV status	24 000	35% [20%–57%]
Are on treatment	18 000	26% [15%–42%]
Adults on antiretroviral therapy	17 100	27% [15%–43%]
Are virally suppressed

CHILDREN AND PREGNANT WOMEN

	2010	2016
New HIV infections—children	<1000 [<1000–1300]	<500 [<200–1400]
Antiretroviral therapy coverage — children	11% [8%–14%]	18% [11%–27%]
Coverage of pregnant women living with HIV accessing antiretroviral medicines	46% [34%–59%]	87% [54%–95%]

HIV COMORBIDITIES

Estimated number of incident TB cases among people living with HIV (2015)	2600 [1700–3800]
Proportion of people living with HIV with active TB in HIV care	9.1%
Cervical cancer screening of women living with HIV	...

HIV PREVENTION

Knowledge of HIV prevention among young people (15–24)	29.1%
Condom use at last higher-risk sex (with a non-marital, non-cohabiting partner)	
Males	19.4%
Females	6.8%
Women aged 15–49 who have their demand for family planning satisfied with modern methods	49%
Men aged 15–49 who are circumcised	99.4%
Male circumcisions performed according to national standards (2016)	Not applicable
People on PrEP (2016)	...

STIGMA AND DISCRIMINATION

People who report they would not buy vegetables from a shopkeeper living with HIV	53.4%
---	-------

POLICIES AND REGULATIONS

	2016
Community delivery of treatment	No
Laws requiring parental consent for adolescents to access sexual and reproductive health services	No
TRIPS flexibilities incorporated in national legislation	No data available

Laws or policies restricting entry, stay and residence of people living with HIV	No
Criminalization of transmission of, nondisclosure of, or exposure to HIV	Yes
Recommended CD4 level for treatment initiation	≤500 cells/mm3

HIV EXPENDITURE

Total expenditure	...
Domestic public expenditure	...
Domestic private expenditure	...
International expenditure	...

KEY POPULATIONS

SEX WORKERS

Estimated size of population	240 000
HIV prevalence	...
Know their HIV status	...
Antiretroviral therapy coverage	...
Condom use	14.9%
Condoms distributed to sex workers enrolled in prevention programmes (2016)	...
Coverage of HIV prevention programmes	...
Avoidance of services due to stigma and discrimination	...

PEOPLE WHO INJECT DRUGS

Estimated size of population	1 500
HIV prevalence	8.5%
Know their HIV status	...
Antiretroviral therapy coverage	...
Condom use	...
Clean needle use at last injection	40.7%
Needles and syringes distributed per person who injects (2016)	...
Coverage of HIV prevention programmes	...
Coverage of opioid substitution therapy (2016)	...
Naloxone available (2016)	No
Safe injection rooms available (2016)	No
Avoidance of services due to stigma and discrimination	...

GAY MEN AND OTHER MEN WHO HAVE SEX WITH MEN

Estimated size of population	20 000
HIV prevalence	14%
Know their HIV status	...
Antiretroviral therapy coverage	...
Condom use	...
Condoms distributed to men who have sex with men in prevention programmes (2016)	...
Coverage of HIV prevention programmes	...
Avoidance of services due to stigma and discrimination	...

TRANSGENDER PEOPLE

Estimated size of population	...
HIV prevalence	...
Know their HIV status	...
Antiretroviral therapy coverage	...
Condom use	...
Coverage of HIV prevention programmes	...
Avoidance of services due to stigma and discrimination	...

PRISONERS

Estimated size of population	...
HIV prevalence	2.2%
Antiretroviral therapy coverage	...
HIV prevention programmes in prisons (2016)	...
Condoms distributed	...
Clean needles distributed	...
Prisoners on opioid substitution therapy	...

Unless indicated otherwise, data are from the most recent survey available between 2011 and 2015. Financial data are currently being validated and may be revised. For updates, please see <http://aidsinfo.unaids.org>.

TOGO

THE HIV EPIDEMIC

	2005	2010	2016
New HIV infections	8500 [6200–12 000]	5500 [3700–7500]	4100 [2400–6100]
HIV incidence per 1000 population	1.67 [1.22–2.27]	0.95 [0.63–1.28]	0.59 [0.34–0.88]
AIDS-related deaths	8500 [5500–13 000]	7600 [5000–11 000]	5100 [3100–7700]
People living with HIV	130 000 [89 000–180 000]	110 000 [82 000–160 000]	100 000 [73 000–130 000]

90-90-90

	2016	
People living with HIV who:		
Know their HIV status	64 000 [46%–83%]	63%
Are on treatment	51 000 [37%–67%]	51%
Adults on antiretroviral therapy	48 100 [40%–71%]	55%
Are virally suppressed	42 000 [30%–55%]	42%

CHILDREN AND PREGNANT WOMEN

	2010	2016
New HIV infections—children	2200 [1400–3300]	<1000 [<500–1400]
Antiretroviral therapy coverage — children	7% [5%–10%]	26% [16%–38%]
Coverage of pregnant women living with HIV accessing antiretroviral medicines	14% [10%–20%]	86% [59%–95%]

HIV COMORBIDITIES

Estimated number of incident TB cases among people living with HIV (2015)	<1000 [<1000–1200]
Proportion of people living with HIV with active TB in HIV care	62%
Cervical cancer screening of women living with HIV	...

HIV PREVENTION

Knowledge of HIV prevention among young people (15–24)	26.1%
Condom use at last higher-risk sex (with a non-marital, non-cohabiting partner)	
Males	60.7%
Females	42.9%
Women aged 15–49 who have their demand for family planning satisfied with modern methods	37.4%
Men aged 15–49 who are circumcised	97.7%
Male circumcisions performed according to national standards (2016)	Not applicable
People on PrEP (2016)	...

STIGMA AND DISCRIMINATION

People who report they would not buy vegetables from a shopkeeper living with HIV	45.8%
---	-------

POLICIES AND REGULATIONS

	2016
Community delivery of treatment	No
Laws requiring parental consent for adolescents to access sexual and reproductive health services	Yes, <14 years
TRIPS flexibilities incorporated in national legislation	No data available

Laws or policies restricting entry, stay and residence of people living with HIV	No
Criminalization of transmission of, nondisclosure of, or exposure to HIV	Yes
Recommended CD4 level for treatment initiation	≤500 cells/mm3

HIV EXPENDITURE

	2015
Total expenditure	Data under validation
Domestic public expenditure	Data under validation
Domestic private expenditure	Data under validation
International expenditure	Data under validation

KEY POPULATIONS

	2015
SEX WORKERS	
Estimated size of population	10 284
HIV prevalence	11.7%
Know HIV status	...
Antiretroviral therapy coverage	...
Condom use	95.7%
Condoms distributed to sex workers enrolled in prevention programmes (2016)	11
Coverage of HIV prevention programmes	...
Avoidance of services due to stigma and discrimination	...

PEOPLE WHO INJECT DRUGS

Estimated size of population	2 289
HIV prevalence	...
Know their HIV status	...
Antiretroviral therapy coverage	...
Condom use	...
Clean needle use at last injection	...
Needles and syringes distributed per person who injects (2016)	...
Coverage of HIV prevention programmes	...
Coverage of opioid substitution therapy (2016)	...
Naloxone available (2016)	No
Safe injection rooms available (2016)	No
Avoidance of services due to stigma and discrimination	...

GAY MEN AND OTHER MEN WHO HAVE SEX WITH MEN

Estimated size of population	7 649
HIV prevalence	13%
Know their HIV status	...
Antiretroviral therapy coverage	...
Condom use	...
Condoms distributed to men who have sex with men in prevention programmes (2016)	12
Coverage of HIV prevention programmes	...
Avoidance of services due to stigma and discrimination	...

TRANSGENDER PEOPLE

Estimated size of population	...
HIV prevalence	...
Know their HIV status	...
Antiretroviral therapy coverage	...
Condom use	...
Coverage of HIV prevention programmes	...
Avoidance of services due to stigma and discrimination	...

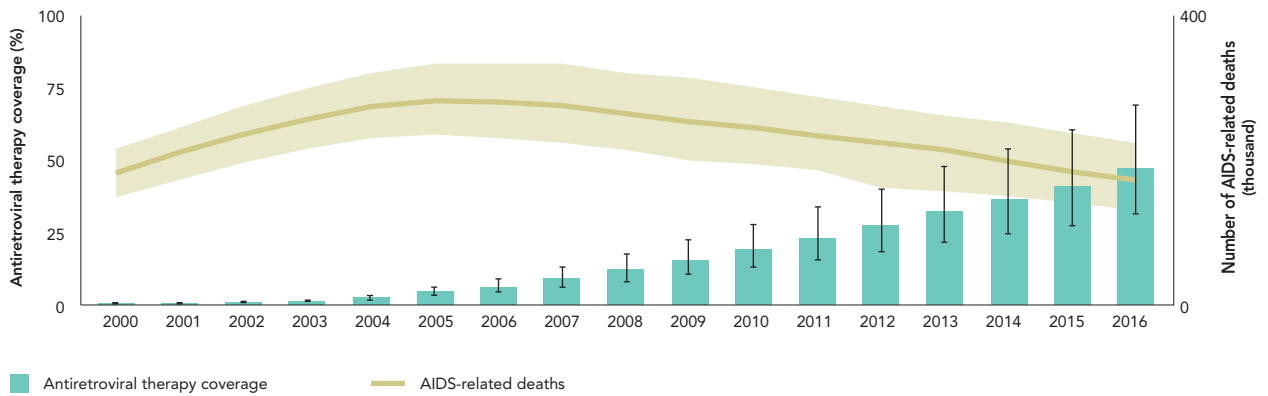
PRISONERS

Estimated size of population	4 122
HIV prevalence	...
Antiretroviral therapy coverage	...
HIV prevention programmes in prisons (2016)	
Condoms distributed	...
Clean needles distributed	...
Prisoners on opioid substitution therapy	...

Unless indicated otherwise, data are from the most recent survey available between 2011 and 2015. Financial data are currently being validated and may be revised. For updates, please see <http://aidsinfo.unaids.org>.

ASIA AND THE PACIFIC OVERVIEW

ONE-THIRD REDUCTION IN AIDS-RELATED DEATHS

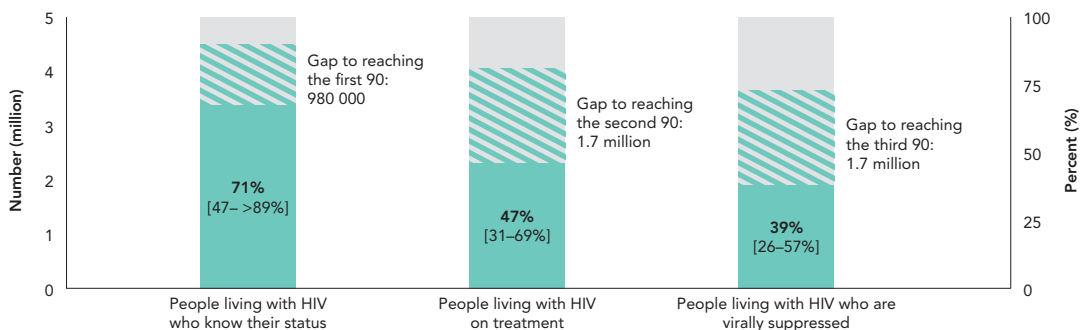


ANTIRETROVIRAL THERAPY COVERAGE AND NUMBER OF AIDS-RELATED DEATHS, ASIA AND THE PACIFIC, 2000–2016

The wider availability of antiretroviral therapy has led to a nearly one-third reduction in deaths from AIDS-related illnesses in the region, down from an estimated 240 000 [190 000–300 000] in 2010 to 170 000 [130 000–220 000] in 2016. AIDS-related deaths fell by an estimated 52% in Myanmar, while AIDS-related deaths in Indonesia increased by 68% and in Pakistan by 319%.

Source: 2017 Global AIDS Monitoring. UNAIDS 2017 estimates.

HIV TESTING AND TREATMENT CASCADE IN ASIA AND THE PACIFIC



KNOWLEDGE OF HIV STATUS, ANTIRETROVIRAL THERAPY COVERAGE AND VIRAL SUPPRESSION AMONG PEOPLE LIVING WITH HIV, ASIA AND THE PACIFIC, 2016

Source: UNAIDS special analysis, 2017; see annex on methods for more details.

DOMESTIC RESOURCES FOR HIV HAVE DOUBLED IN A DECADE

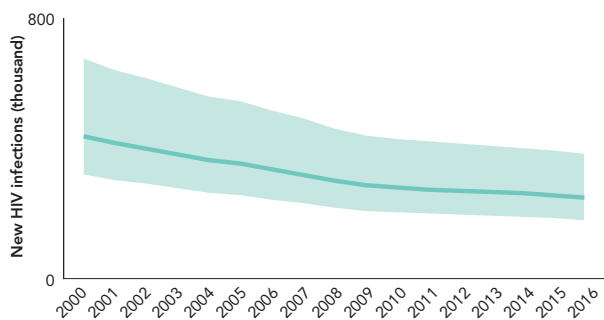


HIV RESOURCE AVAILABILITY BY SOURCE, 2006-2016, AND PROJECTED RESOURCE NEEDS BY 2020, ASIA AND THE PACIFIC*

Source: UNAIDS estimates on HIV resource availability, June 2017. Fast-Track update on investments needed in the AIDS response, 2016-2030. Geneva: UNAIDS; 2016. Financing the response to low- and middle-income countries: international assistance from donor governments in 2016. The Henry J. Kaiser Family Foundation and UNAIDS (in press). GAM/GARPR reports (2005-2017). Philanthropic support to address HIV/AIDS in 2015. Washington, DC: Funders Concerned about AIDS; 2016. Shan D, Sun J, Yakusik A, et al. "Total HIV/AIDS Expenditures in Dehong Prefecture, Yunnan Province in 2010: The First Systematic Evaluation of Both Health and Non-Health Related HIV/AIDS Expenditures in China". PLoS ONE 8(6): e68006. <https://doi.org/10.1371/journal.pone.0068006>.

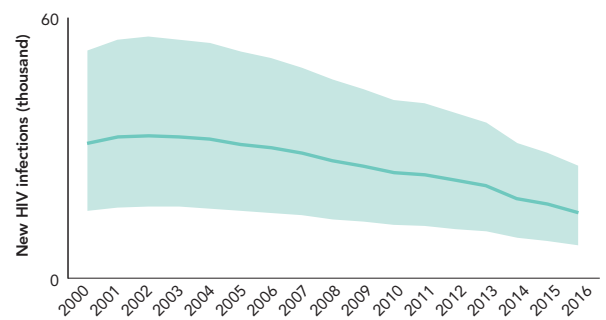
*Estimates for low- and middle-income countries per 2015 World Bank income level classification. All figures are expressed in constant 2016 US dollars.

OVERALL DECLINES IN NEW HIV INFECTIONS HIDES A VARIETY OF COUNTRY TRENDS



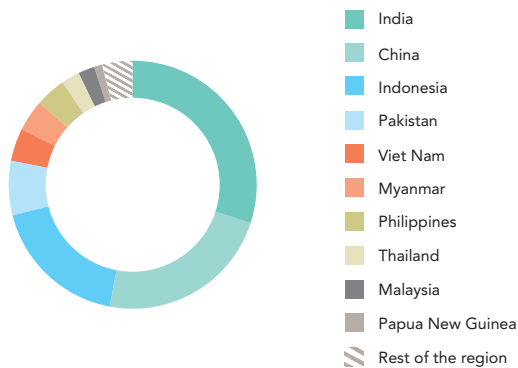
NUMBER OF NEW HIV INFECTIONS, ADULTS (AGED 15 YEARS AND OLDER), ASIA AND THE PACIFIC, 2010-2016

Source: UNAIDS 2017 estimates.



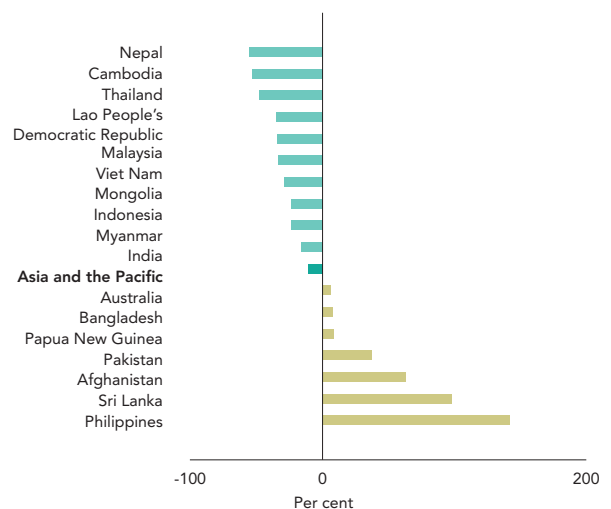
NUMBER OF NEW HIV INFECTIONS, CHILDREN (AGED 0-14 YEARS), ASIA AND THE PACIFIC, 2010-2016

Source: UNAIDS 2017 estimates.



DISTRIBUTION OF NEW HIV INFECTIONS, BY COUNTRY, ASIA AND THE PACIFIC, 2016

Source:UNAIDS 2017 estimates.



PERCENT CHANGE IN NEW HIV INFECTIONS, BY COUNTRY, ASIA AND THE PACIFIC, FROM 2010 TO 2016

Source: UNAIDS 2017 estimates.

AFGHANISTAN

THE HIV EPIDEMIC

	2005	2010	2016
New HIV infections	<500 [<500–<1000]	<1000 [<500–1400]	<1000 [<500–3000]
HIV incidence per 1000 population	0.02 [0.01–0.04]	0.02 [0.01–0.05]	0.03 [0.01–0.1]
AIDS-related deaths	<200 [<100–<500]	<500 [<200–<500]	<500 [<200–<1000]
People living with HIV	3100 [1900–5300]	4500 [2700–8900]	7500 [3900–19 000]

90-90-90

People living with HIV who:	2016	
Know their HIV status	2100	29% [17%–79%]
Are on treatment	<1000	7% [4%–19%]
Adults on antiretroviral therapy	520	7% [4%–19%]
Are virally suppressed	<500	6% [3%–16%]

CHILDREN AND PREGNANT WOMEN

	2010	2016
New HIV infections—children	<100 [<100–<100]	<100 [<100–<200]
Antiretroviral therapy coverage — children	1% [1%–2%]	17% [10%–37%]
Coverage of pregnant women living with HIV accessing antiretroviral medicines	2% [1%–5%]	5% [3%–12%]

HIV COMORBIDITIES

Estimated number of incident TB cases among people living with HIV (2015)	<500 [<500–<1000]
Proportion of people living with HIV with active TB in HIV care	5.1%
Cervical cancer screening of women living with HIV	...

HIV PREVENTION

Knowledge of HIV prevention among young people (15-24)	12.4%
Condom use at last higher-risk sex (with a non-marital, non-cohabiting partner)	
Males	...
Females	...
Women aged 15-49 who have their demand for family planning satisfied with modern methods	42.2%
Men aged 15-49 who are circumcised	99.1%
Male circumcisions performed according to national standards (2016)	Not applicable
People on PrEP (2016)	...

STIGMA AND DISCRIMINATION

People who report they would not buy vegetables from a shopkeeper living with HIV	60.2%
---	-------

POLICIES AND REGULATIONS

	2016
Community delivery of treatment	No
Laws requiring parental consent for adolescents to access sexual and reproductive health services	No
TRIPS flexibilities incorporated in national legislation	No

Laws or policies restricting entry, stay and residence of people living with HIV	No
Criminalization of transmission of, nondisclosure of, or exposure to HIV	No
Recommended CD4 level for treatment initiation	TREAT ALL

HIV EXPENDITURE

	2016
Total expenditure	US\$ 2 740 292
Domestic public expenditure	US\$ 627 373
Domestic private expenditure	...
International expenditure	US\$ 2 112 919

KEY POPULATIONS

SEX WORKERS	
Estimated size of population	12 500
HIV prevalence	...
Know HIV status	...
Antiretroviral therapy coverage	...
Condom use	...
Condoms distributed to sex workers enrolled in prevention programmes (2016)	...
Coverage of HIV prevention programmes	...
Avoidance of services due to stigma and discrimination	...

PEOPLE WHO INJECT DRUGS

Estimated size of population	40 900
HIV prevalence	...
Know their HIV status	...
Antiretroviral therapy coverage	...
Condom use	...
Clean needle use at last injection	...
Needles and syringes distributed per person who injects (2016)	...
Coverage of HIV prevention programmes	...
Coverage of opioid substitution therapy (2016)	2.03%
Naloxone available (2016)	No
Safe injection rooms available (2016)	No
Avoidance of services due to stigma and discrimination	...

GAY MEN AND OTHER MEN WHO HAVE SEX WITH MEN

Estimated size of population	10 700
HIV prevalence	...
Know their HIV status	...
Antiretroviral therapy coverage	...
Condom use	...
Condoms distributed to men who have sex with men in prevention programmes (2016)	...
Coverage of HIV prevention programmes	...
Avoidance of services due to stigma and discrimination	...

TRANSGENDER PEOPLE

Estimated size of population	...
HIV prevalence	...
Know their HIV status	...
Antiretroviral therapy coverage	...
Condom use	...
Coverage of HIV prevention programmes	...
Avoidance of services due to stigma and discrimination	...

PRISONERS

Estimated size of population	28 000
HIV prevalence	...
Antiretroviral therapy coverage	40%
HIV prevention programmes in prisons (2016)	
Condoms distributed	67 925
Clean needles distributed	...
Prisoners on opioid substitution therapy	...

Unless indicated otherwise, data are from the most recent survey available between 2011 and 2015. Financial data are currently being validated and may be revised. For updates, please see <http://aidsinfo.unaids.org>.

AUSTRALIA

THE HIV EPIDEMIC

	2005	2010	2016
New HIV infections	<1000 [<1000–1000]	1000 [1000–1100]	1100 [1100–1200]
HIV incidence per 1000 population	0.05 [0.05–0.05]	0.05 [0.05–0.05]	0.05 [0.05–0.05]
AIDS-related deaths	<500 [<500–<1000]	<1000 [<500–<1000]	<500 [<500–<1000]
People living with HIV	18 000 [16 000–20 000]	21 000 [19 000–23 000]	25 000 [23 000–27 000]

90-90-90

People living with HIV who:	2016	
Know their HIV status	23 000	92% [84%–>95%]
Are on treatment	22 000	90% [82%–>95%]
Adults on antiretroviral therapy	22 300	90% [82%–>95%]
Are virally suppressed	18 000	71% [65%–>95%]

CHILDREN AND PREGNANT WOMEN

	2010	2016
New HIV infections—children	<100 [<100–<100]	<100 [<100–<100]
Antiretroviral therapy coverage — children	54% [>95%–>95%]	93% [>95%–>95%]
Coverage of pregnant women living with HIV accessing antiretroviral medicines	>95% [89%–>95%]	>95% [89%–>95%]

HIV COMORBIDITIES

Estimated number of incident TB cases among people living with HIV (2015)	<100 [<100–<100]
Proportion of people living with HIV with active TB in HIV care	...
Cervical cancer screening of women living with HIV	...

HIV PREVENTION

Knowledge of HIV prevention among young people (15-24)	...
Condom use at last higher-risk sex (with a non-marital, non-cohabiting partner)	...
Males	...
Females	...
Women aged 15-49 who have their demand for family planning satisfied with modern methods	...
Men aged 15-49 who are circumcised	Not applicable
Male circumcisions performed according to national standards (2016)	Not applicable
People on PrEP (2016)	...

STIGMA AND DISCRIMINATION

People who report having discriminatory attitudes towards people living with HIV	...
--	-----

POLICIES AND REGULATIONS

	2016
Community delivery of treatment	...
Laws requiring parental consent for adolescents to access sexual and reproductive health services	...
TRIPS flexibilities incorporated in national legislation	...

Laws or policies restricting entry, stay and residence of people living with HIV	...
Criminalization of transmission of, nondisclosure of, or exposure to HIV	...
Recommended CD4 level for treatment initiation	TREAT ALL

HIV EXPENDITURE

Total expenditure	...
Domestic public expenditure	...
Domestic private expenditure	...
International expenditure	...

KEY POPULATIONS

SEX WORKERS

Estimated size of population	...
HIV prevalence	...
Know their HIV status	...
Antiretroviral therapy coverage	...
Condom use	...
Condoms distributed to sex workers enrolled in prevention programmes (2016)	...
Coverage of HIV prevention programmes	...
Avoidance of services due to stigma and discrimination	...

PEOPLE WHO INJECT DRUGS

Estimated size of population	79 055
HIV prevalence	1.7%
Know their HIV status	85%
Antiretroviral therapy coverage	...
Condom use	...
Clean needle use at last injection	74%
Needles and syringes distributed per person who injects (2016)	625
Coverage of HIV prevention programmes	...
Coverage of opioid substitution therapy (2016)	...
Naloxone available (2016)	...
Safe injection rooms available (2016)	...
Avoidance of services due to stigma and discrimination	...

GAY MEN AND OTHER MEN WHO HAVE SEX WITH MEN

Estimated size of population	263 530
HIV prevalence	16.5%
Know their HIV status	90%
Antiretroviral therapy coverage	78%
Condom use	...
Condoms distributed to men who have sex with men in prevention programmes (2016)	...
Coverage of HIV prevention programmes	...
Avoidance of services due to stigma and discrimination	...

TRANSGENDER PEOPLE

Estimated size of population	...
HIV prevalence	...
Know their HIV status	...
Antiretroviral therapy coverage	...
Condom use	...
Coverage of HIV prevention programmes	...
Avoidance of services due to stigma and discrimination	...

PRISONERS

Estimated size of population	38 845
HIV prevalence	1%
Antiretroviral therapy coverage	...
HIV prevention programmes in prisons (2016)	...
Condoms distributed	...
Clean needles distributed	...
Prisoners on opioid substitution therapy	...

Unless indicated otherwise, data are from the most recent survey available between 2011 and 2015. Financial data are currently being validated and may be revised. For updates, please see <http://aidsinfo.unaids.org>.

BANGLADESH

THE HIV EPIDEMIC

	2005	2010	2016
New HIV infections	1600 [1400–1800]	1400 [1300–1500]	1500 [1200–1600]
HIV incidence per 1000 population	0.01 [0.01–0.01]	<0.01 [<0.01–0.01]	<0.01 [<0.01–0.01]
AIDS-related deaths	<500 [<500–<500]	<1000 [<1000–<1000]	1000 [<1000–1100]
People living with HIV	6100 [5400–6800]	9700 [8500–11 000]	12 000 [10 000–14 000]

90-90-90

People living with HIV who:	2016	
Know their HIV status	3900	34% [28%–38%]
Are on treatment	1,800	16% [13%–18%]
Adults on antiretroviral therapy	1700	15% [13%–17%]
Are virally suppressed

CHILDREN AND PREGNANT WOMEN

	2010	2016
New HIV infections—children	<100 [<100–<100]	<100 [<100–<100]
Antiretroviral therapy coverage — children	13% [11%–15%]	39% [33%–44%]
Coverage of pregnant women living with HIV accessing antiretroviral medicines	15% [13%–18%]	17% [15%–21%]

HIV COMORBIDITIES

Estimated number of incident TB cases among people living with HIV (2015)	<1000 [<500–<1000]
Proportion of people living with HIV with active TB in HIV care	11.4%
Cervical cancer screening of women living with HIV	...

HIV PREVENTION

Knowledge of HIV prevention among young people (15-24)	...
Condom use at last higher-risk sex (with a non-marital, non-cohabiting partner)	...
Males	...
Females	...
Women aged 15-49 who have their demand for family planning satisfied with modern methods	...
Men aged 15-49 who are circumcised	Not applicable
Male circumcisions performed according to national standards (2016)	Not applicable
People on PrEP (2016)	...

STIGMA AND DISCRIMINATION

People who report having discriminatory attitudes towards people living with HIV	...
--	-----

POLICIES AND REGULATIONS

	2016
Community delivery of treatment	No
Laws requiring parental consent for adolescents to access sexual and reproductive health services	Yes, <18 years
TRIPS flexibilities incorporated in national legislation	Yes

Laws or policies restricting entry, stay and residence of people living with HIV	No
Criminalization of transmission of, nondisclosure of, or exposure to HIV	No
Recommended CD4 level for treatment initiation	≤500 cells/mm3

HIV EXPENDITURE

	2016
Total expenditure	Data under validation
Domestic public expenditure	Data under validation
Domestic private expenditure	Data under validation
International expenditure	Data under validation

KEY POPULATIONS

SEX WORKERS	
Estimated size of population	139 961
HIV prevalence	0.2%
Know HIV status	31.2%
Antiretroviral therapy coverage	...
Condom use	66.7%
Condoms distributed to sex workers enrolled in prevention programmes (2016)	...
Coverage of HIV prevention programmes	15.2%
Avoidance of services due to stigma and discrimination	...

PEOPLE WHO INJECT DRUGS

Estimated size of population	33 066
HIV prevalence	...
Know their HIV status	...
Antiretroviral therapy coverage	...
Condom use	34.9%
Clean needle use at last injection	83.9%
Needles and syringes distributed per person who injects (2016)	157
Coverage of HIV prevention programmes	27.8%
Coverage of opioid substitution therapy (2016)	2.4%
Naloxone available (2016)	No
Safe injection rooms available (2016)	No
Avoidance of services due to stigma and discrimination	...

GAY MEN AND OTHER MEN WHO HAVE SEX WITH MEN

Estimated size of population	101 695
HIV prevalence	0.2%
Know their HIV status	...
Antiretroviral therapy coverage	...
Condom use	45.8%
Condoms distributed to men who have sex with men in prevention programmes (2016)	...
Coverage of HIV prevention programmes	4.4%
Avoidance of services due to stigma and discrimination	...

TRANSGENDER PEOPLE

Estimated size of population	10 199
HIV prevalence	1.4%
Know their HIV status	...
Antiretroviral therapy coverage	...
Condom use	41.1%
Coverage of HIV prevention programmes	...
Avoidance of services due to stigma and discrimination	...

PRISONERS

Estimated size of population	73 433
HIV prevalence	...
Antiretroviral therapy coverage	...
HIV prevention programmes in prisons (2016)	...
Condoms distributed	...
Clean needles distributed	...
Prisoners on opioid substitution therapy	...

Unless indicated otherwise, data are from the most recent survey available between 2011 and 2015. Financial data are currently being validated and may be revised. For updates, please see <http://aidsinfo.unaids.org>.

BHUTAN

THE HIV EPIDEMIC

	2005	2010	2016
New HIV infections
HIV incidence per 1000 population
AIDS-related deaths
People living with HIV

90-90-90

People living with HIV who:	2016	
Know their HIV status
Are on treatment	<500	...
Adults on antiretroviral therapy	260	...
Are virally suppressed

CHILDREN AND PREGNANT WOMEN

	2010	2016
New HIV infections—children
Antiretroviral therapy coverage — children
Coverage of pregnant women living with HIV accessing antiretroviral medicines

HIV COMORBIDITIES

Estimated number of incident TB cases among people living with HIV (2015)	<200 [<100-<200]
Proportion of people living with HIV with active TB in HIV care	...
Cervical cancer screening of women living with HIV	...

HIV PREVENTION

Knowledge of HIV prevention among young people (15-24)	23.2%
Condom use at last higher-risk sex (with a non-marital, non-cohabiting partner)	
Males	...
Females	...
Women aged 15-49 who have their demand for family planning satisfied with modern methods	...
Men aged 15-49 who are circumcised	Not applicable
Male circumcisions performed according to national standards (2016)	Not applicable
People on PrEP (2016)	...

STIGMA AND DISCRIMINATION

People who report having discriminatory attitudes towards people living with HIV	...
--	-----

POLICIES AND REGULATIONS

	2016
Community delivery of treatment	...
Laws requiring parental consent for adolescents to access sexual and reproductive health services	...
TRIPS flexibilities incorporated in national legislation	...

Laws or policies restricting entry, stay and residence of people living with HIV	...
Criminalization of transmission of, nondisclosure of, or exposure to HIV	...
Recommended CD4 level for treatment initiation	TREAT ALL

HIV EXPENDITURE

Total expenditure	...
Domestic public expenditure	...
Domestic private expenditure	...
International expenditure	...

KEY POPULATIONS

SEX WORKERS

Estimated size of population	...
HIV prevalence	...
Know HIV status	...
Antiretroviral therapy coverage	...
Condom use	...
Condoms distributed to sex workers enrolled in prevention programmes (2016)	...
Coverage of HIV prevention programmes	...
Avoidance of services due to stigma and discrimination	...

PEOPLE WHO INJECT DRUGS

Estimated size of population	...
HIV prevalence	...
Know their HIV status	...
Antiretroviral therapy coverage	...
Condom use	...
Clean needle use at last injection	...
Needles and syringes distributed per person who injects (2016)	...
Coverage of HIV prevention programmes	...
Coverage of opioid substitution therapy (2016)	...
Naloxone available (2016)	...
Safe injection rooms available (2016)	...
Avoidance of services due to stigma and discrimination	...

GAY MEN AND OTHER MEN WHO HAVE SEX WITH MEN

Estimated size of population	...
HIV prevalence	...
Know their HIV status	...
Antiretroviral therapy coverage	...
Condom use	...
Condoms distributed to men who have sex with men in prevention programmes (2016)	...
Coverage of HIV prevention programmes	...
Avoidance of services due to stigma and discrimination	...

TRANSGENDER PEOPLE

Estimated size of population	...
HIV prevalence	...
Know their HIV status	...
Antiretroviral therapy coverage	...
Condom use	...
Coverage of HIV prevention programmes	...
Avoidance of services due to stigma and discrimination	...

PRISONERS

Estimated size of population	...
HIV prevalence	...
Antiretroviral therapy coverage	...
HIV prevention programmes in prisons (2016)	...
Condoms distributed	...
Clean needles distributed	...
Prisoners on opioid substitution therapy	...

Unless indicated otherwise, data are from the most recent survey available between 2011 and 2015. Financial data are currently being validated and may be revised. For updates, please see <http://aidsinfo.unaids.org>.

CAMBODIA

THE HIV EPIDEMIC

	2005	2010	2016
New HIV infections	3900 [3500–4300]	1600 [1500–1800]	<1000 [<1000–<1000]
HIV incidence per 1000 population	0.29 [0.26–0.32]	0.11 [0.1–0.13]	0.04 [0.04–0.05]
AIDS-related deaths	7600 [6700–8500]	2600 [1600–3800]	1800 [1300–2900]
People living with HIV	90 000 [74 000–110 000]	81 000 [69 000–96 000]	71 000 [62 000–82 000]

90-90-90

People living with HIV who:	2016	
Know their HIV status	58 000	82% [72%–94%]
Are on treatment	57 000	80% [70%–92%]
Adults on antiretroviral therapy	53 100	79% [69%–92%]
Are virally suppressed	53 000	75% [66%–86%]

CHILDREN AND PREGNANT WOMEN

	2010	2016
New HIV infections—children	<500 [<500–<500]	<100 [<100–<500]
Antiretroviral therapy coverage — children	77% [65%–91%]	87% [69%–95%]
Coverage of pregnant women living with HIV accessing antiretroviral medicines	34% [28%–40%]	75% [57%–95%]

HIV COMORBIDITIES

Estimated number of incident TB cases among people living with HIV (2015)	1400 [<1000–2100]
Proportion of people living with HIV with active TB in HIV care	...
Cervical cancer screening of women living with HIV	...

HIV PREVENTION

Knowledge of HIV prevention among young people (15–24)	39.6%
Condom use at last higher-risk sex (with a non-marital, non-cohabiting partner)	
Males	72.8%
Females	41.5%
Women aged 15–49 who have their demand for family planning satisfied with modern methods	56.5%
Men aged 15–49 who are circumcised	2.1%
Male circumcisions performed according to national standards (2016)	Not applicable
People on PrEP (2016)	...

STIGMA AND DISCRIMINATION

People who report they would not buy vegetables from a shopkeeper living with HIV	19.4%
---	-------

POLICIES AND REGULATIONS

	2016
Community delivery of treatment	No
Laws requiring parental consent for adolescents to access sexual and reproductive health services	Yes, <18 years
TRIPS flexibilities incorporated in national legislation	No data available

Laws or policies restricting entry, stay and residence of people living with HIV	No
Criminalization of transmission of, nondisclosure of, or exposure to HIV	Yes
Recommended CD4 level for treatment initiation	TREAT ALL

HIV EXPENDITURE

	2012
Total expenditure	US\$ 50 883 718
Domestic public expenditure	US\$ 5 212 931
Domestic private expenditure	US\$ 956 837
International expenditure	US\$ 44 713 950

KEY POPULATIONS

SEX WORKERS

Estimated size of population	34 000
HIV prevalence	...
Know HIV status	...
Antiretroviral therapy coverage	...
Condom use	88.8%
Condoms distributed to sex workers enrolled in prevention programmes (2016)	8
Coverage of HIV prevention programmes	...
Avoidance of services due to stigma and discrimination	...

PEOPLE WHO INJECT DRUGS

Estimated size of population	1 300
HIV prevalence	...
Know their HIV status	...
Antiretroviral therapy coverage	...
Condom use	72.6%
Clean needle use at last injection	29.4%
Needles and syringes distributed per person who injects (2016)	382
Coverage of HIV prevention programmes	78%
Coverage of opioid substitution therapy (2016)	22.1%
Naloxone available (2016)	Yes
Safe injection rooms available (2016)	No
Avoidance of services due to stigma and discrimination	...

GAY MEN AND OTHER MEN WHO HAVE SEX WITH MEN

Estimated size of population	30 891
HIV prevalence	2.3%
Know their HIV status	...
Antiretroviral therapy coverage	...
Condom use	69.4%
Condoms distributed to men who have sex with men in prevention programmes (2016)	16
Coverage of HIV prevention programmes	69.4%
Avoidance of services due to stigma and discrimination	...

TRANSGENDER PEOPLE

Estimated size of population	3 080
HIV prevalence	...
Know their HIV status	...
Antiretroviral therapy coverage	76.5%
Condom use	62.6%
Coverage of HIV prevention programmes	72.8%
Avoidance of services due to stigma and discrimination	...

PRISONERS

Estimated size of population	...
HIV prevalence	...
Antiretroviral therapy coverage	...
HIV prevention programmes in prisons (2016)	
Condoms distributed	...
Clean needles distributed	...
Prisoners on opioid substitution therapy	...

Unless indicated otherwise, data are from the most recent survey available between 2011 and 2015. Financial data are currently being validated and may be revised. For updates, please see <http://aidsinfo.unaids.org>.

CHINA

THE HIV EPIDEMIC

	2005	2010	2016
New HIV infections
HIV incidence per 1000 population
AIDS-related deaths
People living with HIV

90-90-90

People living with HIV who:	2016	
Know their HIV status	660 000	...
Are on treatment	490 000	...
Adults on antiretroviral therapy
Are virally suppressed

CHILDREN AND PREGNANT WOMEN

	2010	2016
New HIV infections—children
Antiretroviral therapy coverage — children
Coverage of pregnant women living with HIV accessing antiretroviral medicines

HIV COMORBIDITIES

Estimated number of incident TB cases among people living with HIV (2015)	15 000 (12 000-19 000)
Proportion of people living with HIV with active TB in HIV care	2.7%
Cervical cancer screening of women living with HIV	...

HIV PREVENTION

Knowledge of HIV prevention among young people (15-24)	...
Condom use at last higher-risk sex (with a non-marital, non-cohabiting partner)	...
Males	...
Females	...
Women aged 15-49 who have their demand for family planning satisfied with modern methods	...
Men aged 15-49 who are circumcised	Not applicable
Male circumcisions performed according to national standards (2016)	Not applicable
People on PrEP (2016)	...

STIGMA AND DISCRIMINATION

People who report having discriminatory attitudes towards people living with HIV	...
--	-----

POLICIES AND REGULATIONS

	2016
Community delivery of treatment	No
Laws requiring parental consent for adolescents to access sexual and reproductive health services	No
TRIPS flexibilities incorporated in national legislation	Yes

Laws or policies restricting entry, stay and residence of people living with HIV	No
Criminalization of transmission of, nondisclosure of, or exposure to HIV	Yes
Recommended CD4 level for treatment initiation	TREAT ALL

HIV EXPENDITURE

	2015
Total expenditure	US\$ 850 779 545
Domestic public expenditure	US\$ 836 412 598
Domestic private expenditure	US\$ 7 826 590
International expenditure	US\$ 6 540 357

KEY POPULATIONS

SEX WORKERS

Estimated size of population	...
HIV prevalence	...
Know their HIV status	...
Antiretroviral therapy coverage	...
Condom use	...
Condoms distributed to sex workers enrolled in prevention programmes (2016)	...
Coverage of HIV prevention programmes	...
Avoidance of services due to stigma and discrimination	...

PEOPLE WHO INJECT DRUGS

Estimated size of population	...
HIV prevalence	5.9%
Know their HIV status	...
Antiretroviral therapy coverage	...
Condom use	61.3%
Clean needle use at last injection	86.5%
Needles and syringes distributed per person who injects (2016)	208
Coverage of HIV prevention programmes	...
Coverage of opioid substitution therapy (2016)	...
Naloxone available (2016)	Yes
Safe injection rooms available (2016)	No
Avoidance of services due to stigma and discrimination	...

GAY MEN AND OTHER MEN WHO HAVE SEX WITH MEN

Estimated size of population	...
HIV prevalence	7.75%
Know their HIV status	...
Antiretroviral therapy coverage	...
Condom use	88.2%
Condoms distributed to men who have sex with men in prevention programmes (2016)	...
Coverage of HIV prevention programmes	...
Avoidance of services due to stigma and discrimination	...

TRANSGENDER PEOPLE

Estimated size of population	...
HIV prevalence	...
Know their HIV status	...
Antiretroviral therapy coverage	...
Condom use	...
Coverage of HIV prevention programmes	...
Avoidance of services due to stigma and discrimination	...

PRISONERS

Estimated size of population	...
HIV prevalence	...
Antiretroviral therapy coverage	...
HIV prevention programmes in prisons (2016)	...
Condoms distributed	...
Clean needles distributed	...
Prisoners on opioid substitution therapy	...

Unless indicated otherwise, data are from the most recent survey available between 2011 and 2015. Financial data are currently being validated and may be revised. For updates, please see <http://aidsinfo.unaids.org>.

FIJI

THE HIV EPIDEMIC

	2005	2010	2016
New HIV infections
HIV incidence per 1000 population
AIDS-related deaths	<100 [<100–<100]	<100 [<100–<100]	<100 [<100–<100]
People living with HIV	<200 [<200–<500]	<500 [<500–<500]	<1000 [<1000–1000]

90-90-90

	2016	
People living with HIV who:		
Know their HIV status	<100	87% [63%–95%]
Are on treatment	<500	32% [23%–43%]
Adults on antiretroviral therapy	230	32% [23%–44%]
Are virally suppressed	<100	13% [9%–17%]

CHILDREN AND PREGNANT WOMEN

	2010	2016
New HIV infections—children
Antiretroviral therapy coverage — children
Coverage of pregnant women living with HIV accessing antiretroviral medicines

HIV COMORBIDITIES

Estimated number of incident TB cases among people living with HIV (2015)	<100 [<100–<100]
Proportion of people living with HIV with active TB in HIV care	9.1%
Cervical cancer screening of women living with HIV	...

HIV PREVENTION

Knowledge of HIV prevention among young people (15-24)	...
Condom use at last higher-risk sex (with a non-marital, non-cohabiting partner)	...
Males	...
Females	...
Women aged 15-49 who have their demand for family planning satisfied with modern methods	...
Men aged 15-49 who are circumcised	Not applicable
Male circumcisions performed according to national standards (2016)	Not applicable
People on PrEP (2016)	...

STIGMA AND DISCRIMINATION

People who report having discriminatory attitudes towards people living with HIV	...
--	-----

POLICIES AND REGULATIONS

	2016
Community delivery of treatment	No
Laws requiring parental consent for adolescents to access sexual and reproductive health services	Yes, <16 years
TRIPS flexibilities incorporated in national legislation	No

Laws or policies restricting entry, stay and residence of people living with HIV	No
Criminalization of transmission of, nondisclosure of, or exposure to HIV	Yes
Recommended CD4 level for treatment initiation	TREAT ALL

HIV EXPENDITURE

	2016
Total expenditure	Data under validation
Domestic public expenditure	Data under validation
Domestic private expenditure	Data under validation
International expenditure	Data under validation

KEY POPULATIONS

SEX WORKERS	
Estimated size of population	857
HIV prevalence	0.7%
Know HIV status	...
Antiretroviral therapy coverage	...
Condom use	...
Condoms distributed to sex workers enrolled in prevention programmes (2016)	...
Coverage of HIV prevention programmes	...
Avoidance of HIV testing due to stigma and discrimination	58.9%

PEOPLE WHO INJECT DRUGS

Estimated size of population	...
HIV prevalence	...
Know their HIV status	...
Antiretroviral therapy coverage	...
Condom use	...
Clean needle use at last injection	...
Needles and syringes distributed per person who injects (2016)	...
Coverage of HIV prevention programmes	...
Coverage of opioid substitution therapy (2016)	...
Naloxone available (2016)	No
Safe injection rooms available (2016)	No
Avoidance of HIV testing due to stigma and discrimination	...

GAY MEN AND OTHER MEN WHO HAVE SEX WITH MEN

Estimated size of population	...
HIV prevalence	0.5%
Know their HIV status	...
Antiretroviral therapy coverage	...
Condom use	23.8%
Condoms distributed to men who have sex with men in prevention programmes (2016)	...
Coverage of HIV prevention programmes	...
Avoidance of HIV testing due to stigma and discrimination	35.9%

TRANSGENDER PEOPLE

Estimated size of population	...
HIV prevalence	0.4%
Know their HIV status	...
Antiretroviral therapy coverage	...
Condom use	...
Coverage of HIV prevention programmes	...
Avoidance of HIV testing due to stigma and discrimination	...

PRISONERS

Estimated size of population	...
HIV prevalence	...
Antiretroviral therapy coverage	...
HIV prevention programmes in prisons (2016)	...
Condoms distributed	...
Clean needles distributed	...
Prisoners on opioid substitution therapy	...

Unless indicated otherwise, data are from the most recent survey available between 2011 and 2015. Financial data are currently being validated and may be revised. For updates, please see <http://aidsinfo.unaids.org>.

INDIA

THE HIV EPIDEMIC

	2005	2010	2016
New HIV infections	150 000 [130 000–180 000]	100 000 [82 000–130 000]	80 000 [62 000–100 000]
HIV incidence per 1000 population
AIDS-related deaths	150 000 [110 000–270 000]	120 000 [86 000–200 000]	62 000 [43 000–91 000]
People living with HIV	2 300 000 [1 900 000–2 800 000]	2 200 000 [1 800 000–2 700 000]	2 100 000 [1 700 000–2 600 000]

90-90-90

	2016	
People living with HIV who:		
Know their HIV status	1 600 000	77% [63%–95%]
Are on treatment	1 000 000	49% [40%–61%]
Adults on antiretroviral therapy	992 000	50% [41%–63%]
Are virally suppressed

CHILDREN AND PREGNANT WOMEN

	2010	2016
New HIV infections—children	17 000 [14 000–22 000]	9100 [7200–12 000]
Antiretroviral therapy coverage — children	18% [15%–21%]	33% [29%–38%]
Coverage of pregnant women living with HIV accessing antiretroviral medicines	0% [0%–0%]	41% [33%–54%]

HIV COMORBIDITIES

Estimated number of incident TB cases among people living with HIV (2015)	110 000 [58 000–190 000]
Proportion of people living with HIV with active TB in HIV care	12.1%
Cervical cancer screening of women living with HIV	...

HIV PREVENTION

Knowledge of HIV prevention among young people (15–24)	25.7%
Condom use at last higher-risk sex (with a non-marital, non-cohabiting partner)	
Males	37.8%
Females	15.4%
Women aged 15–49 who have their demand for family planning satisfied with modern methods	...
Men aged 15–49 who are circumcised	13%
Male circumcisions performed according to national standards (2016)	Not applicable
People on PrEP (2016)	...

STIGMA AND DISCRIMINATION

People who report having discriminatory attitudes towards people living with HIV	...
--	-----

POLICIES AND REGULATIONS

	2016
Community delivery of treatment	No
Laws requiring parental consent for adolescents to access sexual and reproductive health services	Yes, <18 years
TRIPS flexibilities incorporated in national legislation	No data available

Laws or policies restricting entry, stay and residence of people living with HIV	No
Criminalization of transmission of, nondisclosure of, or exposure to HIV	No
Recommended CD4 level for treatment initiation	TREAT ALL

HIV EXPENDITURE

	2015
Total expenditure	US\$ 129 583 478
Domestic public expenditure	US\$ 106 725 469
Domestic private expenditure	...
International expenditure	US\$ 22 858 009

KEY POPULATIONS

SEX WORKERS

Estimated size of population	657 829
HIV prevalence	2.2%
Know HIV status	69.9%
Antiretroviral therapy coverage	...
Condom use	90.8%
Condoms distributed to sex workers enrolled in prevention programmes (2016)	259
Coverage of HIV prevention programmes	...
Avoidance of services due to stigma and discrimination	...

PEOPLE WHO INJECT DRUGS

Estimated size of population	127 532
HIV prevalence	9.9%
Know their HIV status	72%
Antiretroviral therapy coverage	...
Condom use	77.4%
Clean needle use at last injection	86.4%
Needles and syringes distributed per person who injects (2016)	284
Coverage of HIV prevention programmes	...
Coverage of opioid substitution therapy (2016)	20.8%
Naloxone available (2016)	Yes
Safe injection rooms available (2016)	No
Avoidance of services due to stigma and discrimination	...

GAY MEN AND OTHER MEN WHO HAVE SEX WITH MEN

Estimated size of population	238 175
HIV prevalence	4.3%
Know their HIV status	69.2%
Antiretroviral therapy coverage	...
Condom use	83.9%
Condoms distributed to men who have sex with men in prevention programmes (2016)	200
Coverage of HIV prevention programmes	...
Avoidance of services due to stigma and discrimination	...

TRANSGENDER PEOPLE

Estimated size of population	25 984
HIV prevalence	7.2%
Know their HIV status	59.7%
Antiretroviral therapy coverage	...
Condom use	79.7%
Coverage of HIV prevention programmes	...
Avoidance of services due to stigma and discrimination	...

PRISONERS

Estimated size of population	185 182
HIV prevalence	...
Antiretroviral therapy coverage	...
HIV prevention programmes in prisons (2016)	
Condoms distributed	...
Clean needles distributed	...
Prisoners on opioid substitution therapy	...

Unless indicated otherwise, data are from the most recent survey available between 2011 and 2015. Financial data are currently being validated and may be revised. For updates, please see <http://aidsinfo.unaids.org>.

INDONESIA

THE HIV EPIDEMIC

	2005	2010	2016
New HIV infections	61 000 [55 000–67 000]	61 000 [55 000–67 000]	48 000 [43 000–52 000]
HIV incidence per 1000 population	0.28 [0.25–0.3]	0.26 [0.24–0.28]	0.19 [0.17–0.21]
AIDS-related deaths	8800 [6600–11 000]	23 000 [19 000–27 000]	38 000 [34 000–43 000]
People living with HIV	290 000 [260 000–330 000]	510 000 [450 000–580 000]	620 000 [530 000–730 000]

90-90-90

People living with HIV who:	2016	
Know their HIV status	220 000	35% [30%–40%]
Are on treatment	78 000	13% [11%–15%]
Adults on antiretroviral therapy	74 700	12% [11%–14%]
Are virally suppressed

CHILDREN AND PREGNANT WOMEN

	2010	2016
New HIV infections—children	2300 [1800–2900]	3200 [2500–4000]
Antiretroviral therapy coverage — children	9% [8%–11%]	21% [18%–25%]
Coverage of pregnant women living with HIV accessing antiretroviral medicines	19% [16%–23%]	14% [12%–16%]

HIV COMORBIDITIES

Estimated number of incident TB cases among people living with HIV (2015)	78 000 [48 000–120 000]
Proportion of people living with HIV with active TB in HIV care	27%
Cervical cancer screening of women living with HIV	...

HIV PREVENTION

Knowledge of HIV prevention among young people (15–24)	11.4%
Condom use at last higher-risk sex (with a non-marital, non-cohabiting partner)	
Males	...
Females	...
Women aged 15–49 who have their demand for family planning satisfied with modern methods	79%
Men aged 15–49 who are circumcised	Not applicable
Male circumcisions performed according to national standards (2016)	Not applicable
People on PrEP (2016)	...

STIGMA AND DISCRIMINATION

People who report they would not buy vegetables from a shopkeeper living with HIV	62.8%
---	-------

POLICIES AND REGULATIONS

	2016
Community delivery of treatment	...
Laws requiring parental consent for adolescents to access sexual and reproductive health services	...
TRIPS flexibilities incorporated in national legislation	...

Laws or policies restricting entry, stay and residence of people living with HIV	...
Criminalization of transmission of, nondisclosure of, or exposure to HIV	...
Recommended CD4 level for treatment initiation	≤350 cells/mm3

HIV EXPENDITURE

	2014
Total expenditure	US\$ 106 794 597
Domestic public expenditure	US\$ 60 488 122
Domestic private expenditure	US\$ 25 713
International expenditure	US\$ 46 280 762

KEY POPULATIONS

SEX WORKERS

Estimated size of population	226 791
HIV prevalence	5.3%
Know HIV status	...
Antiretroviral therapy coverage	...
Condom use	67.8%
Condoms distributed to sex workers enrolled in prevention programmes (2016)	...
Coverage of HIV prevention programmes	...
Avoidance of services due to stigma and discrimination	...

PEOPLE WHO INJECT DRUGS

Estimated size of population	33 492
HIV prevalence	28.76%
Know their HIV status	...
Antiretroviral therapy coverage	...
Condom use	46.3%
Clean needle use at last injection	88.85%
Needles and syringes distributed per person who injects (2016)	9
Coverage of HIV prevention programmes	...
Coverage of opioid substitution therapy (2016)	...
Naloxone available (2016)	...
Safe injection rooms available (2016)	...
Avoidance of services due to stigma and discrimination	...

GAY MEN AND OTHER MEN WHO HAVE SEX WITH MEN

Estimated size of population	754 310
HIV prevalence	25.8%
Know their HIV status	...
Antiretroviral therapy coverage	...
Condom use	81%
Condoms distributed to men who have sex with men in prevention programmes (2016)	...
Coverage of HIV prevention programmes	...
Avoidance of services due to stigma and discrimination	...

TRANSGENDER PEOPLE

Estimated size of population	38 928
HIV prevalence	24.8%
Know their HIV status	...
Antiretroviral therapy coverage	...
Condom use	...
Coverage of HIV prevention programmes	...
Avoidance of services due to stigma and discrimination	...

PRISONERS

Estimated size of population	...
HIV prevalence	2.6%
Antiretroviral therapy coverage	...
HIV prevention programmes in prisons (2016)	
Condoms distributed	14 723
Clean needles distributed	...
Prisoners on opioid substitution therapy	795

Unless indicated otherwise, data are from the most recent survey available between 2011 and 2015. Financial data are currently being validated and may be revised. For updates, please see <http://aidsinfo.unaids.org>.

JAPAN

THE HIV EPIDEMIC

	2005	2010	2016
New HIV infections
HIV incidence per 1000 population
AIDS-related deaths
People living with HIV

90-90-90

People living with HIV who:	2016	
Know their HIV status
Are on treatment
Adults on antiretroviral therapy
Are virally suppressed

CHILDREN AND PREGNANT WOMEN

	2010	2016
New HIV infections—children
Antiretroviral therapy coverage — children
Coverage of pregnant women living with HIV accessing antiretroviral medicines

HIV COMORBIDITIES

Estimated number of incident TB cases among people living with HIV (2015)	<100 [<100-<200]
Proportion of people living with HIV with active TB in HIV care	...
Cervical cancer screening of women living with HIV	...

HIV PREVENTION

Knowledge of HIV prevention among young people (15-24)	...
Condom use at last higher-risk sex (with a non-marital, non-cohabiting partner)	...
Males	...
Females	...
Women aged 15-49 who have their demand for family planning satisfied with modern methods	...
Men aged 15-49 who are circumcised	Not applicable
Male circumcisions performed according to national standards (2016)	Not applicable
People on PrEP (2016)	...

STIGMA AND DISCRIMINATION

People who report having discriminatory attitudes towards people living with HIV	...
--	-----

POLICIES AND REGULATIONS

	2016
Community delivery of treatment	...
Laws requiring parental consent for adolescents to access sexual and reproductive health services	...
TRIPS flexibilities incorporated in national legislation	...

Laws or policies restricting entry, stay and residence of people living with HIV	...
Criminalization of transmission of, nondisclosure of, or exposure to HIV	...
Recommended CD4 level for treatment initiation	TREAT ALL

HIV EXPENDITURE

Total expenditure	...
Domestic public expenditure	...
Domestic private expenditure	...
International expenditure	...

KEY POPULATIONS

SEX WORKERS

Estimated size of population	...
HIV prevalence	...
Know their HIV status	...
Antiretroviral therapy coverage	...
Condom use	...
Condoms distributed to sex workers enrolled in prevention programmes (2016)	...
Coverage of HIV prevention programmes	...
Avoidance of services due to stigma and discrimination	...

PEOPLE WHO INJECT DRUGS

Estimated size of population	...
HIV prevalence	0.02%
Know their HIV status	...
Antiretroviral therapy coverage	...
Condom use	40%
Clean needle use at last injection	17.1%
Needles and syringes distributed per person who injects (2016)	...
Coverage of HIV prevention programmes	...
Coverage of opioid substitution therapy (2016)	...
Naloxone available (2016)	...
Safe injection rooms available (2016)	...
Avoidance of services due to stigma and discrimination	...

GAY MEN AND OTHER MEN WHO HAVE SEX WITH MEN

Estimated size of population	...
HIV prevalence	4.8%
Know their HIV status	...
Antiretroviral therapy coverage	...
Condom use	71%
Condoms distributed to men who have sex with men in prevention programmes (2016)	...
Coverage of HIV prevention programmes	...
Avoidance of services due to stigma and discrimination	...

TRANSGENDER PEOPLE

Estimated size of population	...
HIV prevalence	...
Know their HIV status	...
Antiretroviral therapy coverage	...
Condom use	...
Coverage of HIV prevention programmes	...
Avoidance of services due to stigma and discrimination	...

PRISONERS

Estimated size of population	...
HIV prevalence	...
Antiretroviral therapy coverage	...
HIV prevention programmes in prisons (2016)	...
Condoms distributed	...
Clean needles distributed	...
Prisoners on opioid substitution therapy	...

Unless indicated otherwise, data are from the most recent survey available between 2011 and 2015. Financial data are currently being validated and may be revised. For updates, please see <http://aidsinfo.unaids.org>.

KIRIBATI

THE HIV EPIDEMIC

	2005	2010	2016
New HIV infections
HIV incidence per 1000 population
AIDS-related deaths
People living with HIV

90-90-90

People living with HIV who:	2016	
Know their HIV status
Are on treatment	<100	26%
Adults on antiretroviral therapy
Are virally suppressed	<100	9% [<1%–<1%]

CHILDREN AND PREGNANT WOMEN

	2010	2016
New HIV infections—children
Antiretroviral therapy coverage — children
Coverage of pregnant women living with HIV accessing antiretroviral medicines

HIV COMORBIDITIES

Estimated number of incident TB cases among people living with HIV (2015)	<100 [<100–<100]
Proportion of people living with HIV with active TB in HIV care	...
Cervical cancer screening of women living with HIV	...

HIV PREVENTION

Knowledge of HIV prevention among young people (15-24)	...
Condom use at last higher-risk sex (with a non-marital, non-cohabiting partner)	...
Males	...
Females	...
Women aged 15-49 who have their demand for family planning satisfied with modern methods	...
Men aged 15-49 who are circumcised	Not applicable
Male circumcisions performed according to national standards (2016)	Not applicable
People on PrEP (2016)	...

STIGMA AND DISCRIMINATION

People who report having discriminatory attitudes towards people living with HIV	...
--	-----

POLICIES AND REGULATIONS

	2016
Community delivery of treatment	No
Laws requiring parental consent for adolescents to access sexual and reproductive health services	No
TRIPS flexibilities incorporated in national legislation	No

Laws or policies restricting entry, stay and residence of people living with HIV	No
Criminalization of transmission of, nondisclosure of, or exposure to HIV	No*
Recommended CD4 level for treatment initiation	TREAT ALL

HIV EXPENDITURE

	2016
Total expenditure	US\$ 298 725
Domestic public expenditure	US\$ 126 746
Domestic private expenditure	...
International expenditure	US\$ 171 979

KEY POPULATIONS

SEX WORKERS	
Estimated size of population	114
HIV prevalence	...
Know their HIV status	...
Antiretroviral therapy coverage	...
Condom use	...
Condoms distributed to sex workers enrolled in prevention programmes (2016)	...
Coverage of HIV prevention programmes	...
Avoidance of services due to stigma and discrimination	...

PEOPLE WHO INJECT DRUGS

Estimated size of population	...
HIV prevalence	...
Know their HIV status	...
Antiretroviral therapy coverage	...
Condom use	...
Clean needle use at last injection	...
Needles and syringes distributed per person who injects (2016)	...
Coverage of HIV prevention programmes	...
Coverage of opioid substitution therapy (2016)	...
Naloxone available (2016)	No
Safe injection rooms available (2016)	No
Avoidance of services due to stigma and discrimination	...

GAY MEN AND OTHER MEN WHO HAVE SEX WITH MEN

Estimated size of population	358
HIV prevalence	...
Know their HIV status	...
Antiretroviral therapy coverage	...
Condom use	...
Condoms distributed to men who have sex with men in prevention programmes (2016)	...
Coverage of HIV prevention programmes	...
Avoidance of services due to stigma and discrimination	...

TRANSGENDER PEOPLE

Estimated size of population	358
HIV prevalence	...
Know their HIV status	...
Antiretroviral therapy coverage	...
Condom use	...
Coverage of HIV prevention programmes	...
Avoidance of services due to stigma and discrimination	...

PRISONERS

Estimated size of population	...
HIV prevalence	...
Antiretroviral therapy coverage	...
HIV prevention programmes in prisons (2016)	...
Condoms distributed	...
Clean needles distributed	...
Prisoners on opioid substitution therapy	...

Unless indicated otherwise, data are from the most recent survey available between 2011 and 2015. Financial data are currently being validated and may be revised. For updates, please see <http://aidsinfo.unaids.org>.
* No, but prosecutions exist based on general criminal laws.

LAO PEOPLE'S DEMOCRATIC REPUBLIC

THE HIV EPIDEMIC

	2005	2010	2016
New HIV infections	1100 [<1000–1200]	<1000 [<1000–1100]	<1000 [<1000–<1000]
HIV incidence per 1000 population	0.20 [0.18–0.22]	0.17 [0.16–0.19]	0.10 [0.09–0.11]
AIDS-related deaths	<200 [<200–<500]	<500 [<500–<500]	<500 [<500–<500]
People living with HIV	5900 [5300–6600]	9500 [8300–11 000]	11 000 [10 000–13 000]

90-90-90

People living with HIV who:	2016	
Know their HIV status
Are on treatment	4,600	41% [36%–47%]
Adults on antiretroviral therapy	4400	41% [36%–47%]
Are virally suppressed	3,600	32% [28%–37%]

CHILDREN AND PREGNANT WOMEN

	2010	2016
New HIV infections—children	<100 [<100–<200]	<100 [<100–<100]
Antiretroviral therapy coverage — children	27% [23%–30%]	34% [30%–40%]
Coverage of pregnant women living with HIV accessing antiretroviral medicines	9% [8%–11%]	50% [43%–58%]

HIV COMORBIDITIES

Estimated number of incident TB cases among people living with HIV (2015)	<1000 [<500–<1000]
Proportion of people living with HIV with active TB in HIV care	13%
Cervical cancer screening of women living with HIV	...

HIV PREVENTION

Knowledge of HIV prevention among young people (15-24)	...
Condom use at last higher-risk sex (with a non-marital, non-cohabiting partner)	...
Males	...
Females	...
Women aged 15-49 who have their demand for family planning satisfied with modern methods	...
Men aged 15-49 who are circumcised	Not applicable
Male circumcisions performed according to national standards (2016)	Not applicable
People on PrEP (2016)	...

STIGMA AND DISCRIMINATION

People who report they would not buy vegetables from a shopkeeper living with HIV	53.5%
---	-------

POLICIES AND REGULATIONS

	2016
Community delivery of treatment	No
Laws requiring parental consent for adolescents to access sexual and reproductive health services	Yes, <14 years
TRIPS flexibilities incorporated in national legislation	No

Laws or policies restricting entry, stay and residence of people living with HIV	No
Criminalization of transmission of, nondisclosure of, or exposure to HIV	Yes
Recommended CD4 level for treatment initiation	TREAT ALL

HIV EXPENDITURE

Total expenditure	...
Domestic public expenditure	...
Domestic private expenditure	...
International expenditure	...

KEY POPULATIONS

SEX WORKERS

Estimated size of population	13 400
HIV prevalence	...
Know HIV status	...
Antiretroviral therapy coverage	...
Condom use	92.7%
Condoms distributed to sex workers enrolled in prevention programmes (2016)	187
Coverage of HIV prevention programmes	...
Avoidance of services due to stigma and discrimination	...

PEOPLE WHO INJECT DRUGS

Estimated size of population	1 600
HIV prevalence	...
Know their HIV status	...
Antiretroviral therapy coverage	...
Condom use	...
Clean needle use at last injection	...
Needles and syringes distributed per person who injects (2016)	...
Coverage of HIV prevention programmes	...
Coverage of opioid substitution therapy (2016)	...
Naloxone available (2016)	No
Safe injection rooms available (2016)	No
Avoidance of services due to stigma and discrimination	...

GAY MEN AND OTHER MEN WHO HAVE SEX WITH MEN

Estimated size of population	50 000
HIV prevalence	1.6%
Know their HIV status	...
Antiretroviral therapy coverage	...
Condom use	44.4%
Condoms distributed to men who have sex with men in prevention programmes (2016)	58
Coverage of HIV prevention programmes	...
Avoidance of services due to stigma and discrimination	...

TRANSGENDER PEOPLE

Estimated size of population	...
HIV prevalence	...
Know their HIV status	...
Antiretroviral therapy coverage	...
Condom use	...
Coverage of HIV prevention programmes	...
Avoidance of services due to stigma and discrimination	...

PRISONERS

Estimated size of population	...
HIV prevalence	...
Antiretroviral therapy coverage	...
HIV prevention programmes in prisons (2016)	...
Condoms distributed	...
Clean needles distributed	...
Prisoners on opioid substitution therapy	...

Unless indicated otherwise, data are from the most recent survey available between 2011 and 2015. Financial data are currently being validated and may be revised. For updates, please see <http://aidsinfo.unaids.org>.

MALAYSIA

THE HIV EPIDEMIC

	2005	2010	2016
New HIV infections	12 000 [10 000–14 000]	8700 [7200–10 000]	5700 [4700–6700]
HIV incidence per 1000 population	0.46 [0.39–0.53]	0.31 [0.26–0.37]	0.19 [0.15–0.22]
AIDS-related deaths	8400 [6900–10 000]	8500 [7000–10 000]	7000 [5900–8300]
People living with HIV	110 000 [100 000–120 000]	110 000 [100 000–120 000]	97 000 [88 000–110 000]

90-90-90

People living with HIV who:	2016	
Know their HIV status	93 000	>95% [88%–>95%]
Are on treatment	36 000	37% [34%–41%]
Adults on antiretroviral therapy	35 500	37% [34%–40%]
Are virally suppressed	34 000	35% [32%–39%]

CHILDREN AND PREGNANT WOMEN

	2010	2016
New HIV infections—children	<100 [<100–<100]	<100 [<100–<100]
Antiretroviral therapy coverage — children	>95% [89%–>95%]	>95% [88%–>95%]
Coverage of pregnant women living with HIV accessing antiretroviral medicines	67% [57%–77%]	73% [62%–84%]

HIV COMORBIDITIES

Estimated number of incident TB cases among people living with HIV (2015)	1500 [1200–1700]
Proportion of people living with HIV with active TB in HIV care	5.7%
Cervical cancer screening of women living with HIV	...

HIV PREVENTION

Knowledge of HIV prevention among young people (15–24)	41.4%
Condom use at last higher-risk sex (with a non-marital, non-cohabiting partner)	
Males	...
Females	...
Women aged 15–49 who have their demand for family planning satisfied with modern methods	...
Men aged 15–49 who are circumcised	Not applicable
Male circumcisions performed according to national standards (2016)	Not applicable
People on PrEP (2016)	...

STIGMA AND DISCRIMINATION

People who report having discriminatory attitudes towards people living with HIV	...
--	-----

POLICIES AND REGULATIONS

	2016
Community delivery of treatment	No
Laws requiring parental consent for adolescents to access sexual and reproductive health services	...
TRIPS flexibilities incorporated in national legislation	Yes

Laws or policies restricting entry, stay and residence of people living with HIV	...
Criminalization of transmission of, nondisclosure of, or exposure to HIV	...
Recommended CD4 level for treatment initiation	TREAT ALL

HIV EXPENDITURE

	2015
Total expenditure	US\$ 52 010 695
Domestic public expenditure	US\$ 49 551 393
Domestic private expenditure	US\$ 371 131
International expenditure	US\$ 2 088 171

KEY POPULATIONS

SEX WORKERS

Estimated size of population	21 000
HIV prevalence	7.3%
Know HIV status	...
Antiretroviral therapy coverage	...
Condom use	84.5%
Condoms distributed to sex workers enrolled in prevention programmes (2016)	...
Coverage of HIV prevention programmes	...
Avoidance of services due to stigma and discrimination	...

PEOPLE WHO INJECT DRUGS

Estimated size of population	...
HIV prevalence	16.6%
Know their HIV status	...
Antiretroviral therapy coverage	...
Condom use	20.8%
Clean needle use at last injection	92.8%
Needles and syringes distributed per person who injects (2016)	26
Coverage of HIV prevention programmes	...
Coverage of opioid substitution therapy (2016)	32.2%
Naloxone available (2016)	Yes
Safe injection rooms available (2016)	No
Avoidance of services due to stigma and discrimination	...

GAY MEN AND OTHER MEN WHO HAVE SEX WITH MEN

Estimated size of population	170 000
HIV prevalence	8.9%
Know their HIV status	...
Antiretroviral therapy coverage	...
Condom use	56.7%
Condoms distributed to men who have sex with men in prevention programmes (2016)	...
Coverage of HIV prevention programmes	...
Avoidance of services due to stigma and discrimination	...

TRANSGENDER PEOPLE

Estimated size of population	24 000
HIV prevalence	...
Know their HIV status	...
Antiretroviral therapy coverage	...
Condom use	...
Coverage of HIV prevention programmes	...
Avoidance of services due to stigma and discrimination	...

PRISONERS

Estimated size of population	...
HIV prevalence	0.2%
Antiretroviral therapy coverage	...
HIV prevention programmes in prisons (2016)	
Condoms distributed	...
Clean needles distributed	...
Prisoners on opioid substitution therapy	237

Unless indicated otherwise, data are from the most recent survey available between 2011 and 2015. Financial data are currently being validated and may be revised. For updates, please see <http://aidsinfo.unaids.org>.

MALDIVES

THE HIV EPIDEMIC

	2005	2010	2016
New HIV infections
HIV incidence per 1000 population
AIDS-related deaths
People living with HIV

90-90-90

People living with HIV who:	2016	
Know their HIV status
Are on treatment	<100	>95%
Adults on antiretroviral therapy
Are virally suppressed

CHILDREN AND PREGNANT WOMEN

	2010	2016
New HIV infections—children
Antiretroviral therapy coverage — children
Coverage of pregnant women living with HIV accessing antiretroviral medicines

HIV COMORBIDITIES

Estimated number of incident TB cases among people living with HIV (2015)	<100 [<100-<100]
Proportion of people living with HIV with active TB in HIV care	...
Cervical cancer screening of women living with HIV	...

HIV PREVENTION

Knowledge of HIV prevention among young people (15-24)	35.5%
Condom use at last higher-risk sex (with a non-marital, non-cohabiting partner)	
Males	...
Females	...
Women aged 15-49 who have their demand for family planning satisfied with modern methods	...
Men aged 15-49 who are circumcised	Not applicable
Male circumcisions performed according to national standards (2016)	Not applicable
People on PrEP (2016)	...

STIGMA AND DISCRIMINATION

People who report having discriminatory attitudes towards people living with HIV	...
--	-----

POLICIES AND REGULATIONS

	2016
Community delivery of treatment	...
Laws requiring parental consent for adolescents to access sexual and reproductive health services	...
TRIPS flexibilities incorporated in national legislation	...

Laws or policies restricting entry, stay and residence of people living with HIV	...
Criminalization of transmission of, nondisclosure of, or exposure to HIV	...
Recommended CD4 level for treatment initiation	TREAT ALL

HIV EXPENDITURE

Total expenditure	...
Domestic public expenditure	...
Domestic private expenditure	...
International expenditure	...

KEY POPULATIONS

SEX WORKERS

Estimated size of population	...
HIV prevalence	...
Know HIV status	...
Antiretroviral therapy coverage	...
Condom use	...
Condoms distributed to sex workers enrolled in prevention programmes (2016)	...
Coverage of HIV prevention programmes	...
Avoidance of services due to stigma and discrimination	...

PEOPLE WHO INJECT DRUGS

Estimated size of population	...
HIV prevalence	...
Know their HIV status	...
Antiretroviral therapy coverage	...
Condom use	...
Clean needle use at last injection	...
Needles and syringes distributed per person who injects (2016)	...
Coverage of HIV prevention programmes	...
Coverage of opioid substitution therapy (2016)	...
Naloxone available (2016)	...
Safe injection rooms available (2016)	...
Avoidance of services due to stigma and discrimination	...

GAY MEN AND OTHER MEN WHO HAVE SEX WITH MEN

Estimated size of population	...
HIV prevalence	...
Know their HIV status	...
Antiretroviral therapy coverage	...
Condom use	...
Condoms distributed to men who have sex with men in prevention programmes (2016)	...
Coverage of HIV prevention programmes	...
Avoidance of services due to stigma and discrimination	...

TRANSGENDER PEOPLE

Estimated size of population	...
HIV prevalence	...
Know their HIV status	...
Antiretroviral therapy coverage	...
Condom use	...
Coverage of HIV prevention programmes	...
Avoidance of services due to stigma and discrimination	...

PRISONERS

Estimated size of population	...
HIV prevalence	...
Antiretroviral therapy coverage	...
HIV prevention programmes in prisons (2016)	...
Condoms distributed	...
Clean needles distributed	...
Prisoners on opioid substitution therapy	...

Unless indicated otherwise, data are from the most recent survey available between 2011 and 2015. Financial data are currently being validated and may be revised. For updates, please see <http://aidsinfo.unaids.org>.

MARSHALL ISLANDS

THE HIV EPIDEMIC

	2005	2010	2016
New HIV infections
HIV incidence per 1000 population
AIDS-related deaths
People living with HIV

90-90-90

People living with HIV who:	2016	
Know their HIV status
Are on treatment	<100	...
Adults on antiretroviral therapy
Are virally suppressed

CHILDREN AND PREGNANT WOMEN

	2010	2016
New HIV infections—children
Antiretroviral therapy coverage — children
Coverage of pregnant women living with HIV accessing antiretroviral medicines

HIV COMORBIDITIES

Estimated number of incident TB cases among people living with HIV (2015)	<100
	[<100-<100]
Proportion of people living with HIV with active TB in HIV care	...
Cervical cancer screening of women living with HIV	...

HIV PREVENTION

Knowledge of HIV prevention among young people (15-24)	...
Condom use at last higher-risk sex (with a non-marital, non-cohabiting partner)	...
Males	...
Females	...
Women aged 15-49 who have their demand for family planning satisfied with modern methods	...
Men aged 15-49 who are circumcised	Not applicable
Male circumcisions performed according to national standards (2016)	Not applicable
People on PrEP (2016)	...

STIGMA AND DISCRIMINATION

People who report having discriminatory attitudes towards people living with HIV	...
--	-----

POLICIES AND REGULATIONS

	2016
Community delivery of treatment	No
Laws requiring parental consent for adolescents to access sexual and reproductive health services	No
TRIPS flexibilities incorporated in national legislation	No data available

Laws or policies restricting entry, stay and residence of people living with HIV	Yes
Criminalization of transmission of, nondisclosure of, or exposure to HIV	No
Recommended CD4 level for treatment initiation	TREAT ALL

HIV EXPENDITURE

	2015
Total expenditure	US\$ 382 747
Domestic public expenditure	US\$ 100 000
Domestic private expenditure	...
International expenditure	US\$ 282 747

KEY POPULATIONS

SEX WORKERS

Estimated size of population	250
HIV prevalence	...
Know HIV status	...
Antiretroviral therapy coverage	...
Condom use	...
Condoms distributed to sex workers enrolled in prevention programmes (2016)	...
Coverage of HIV prevention programmes	...
Avoidance of services due to stigma and discrimination	...

PEOPLE WHO INJECT DRUGS

Estimated size of population	...
HIV prevalence	...
Know their HIV status	...
Antiretroviral therapy coverage	...
Condom use	...
Clean needle use at last injection	...
Needles and syringes distributed per person who injects (2016)	...
Coverage of HIV prevention programmes	...
Coverage of opioid substitution therapy (2016)	...
Naloxone available (2016)	Yes
Safe injection rooms available (2016)	No
Avoidance of services due to stigma and discrimination	...

GAY MEN AND OTHER MEN WHO HAVE SEX WITH MEN

Estimated size of population	150
HIV prevalence	...
Know their HIV status	...
Antiretroviral therapy coverage	...
Condom use	...
Condoms distributed to men who have sex with men in prevention programmes (2016)	...
Coverage of HIV prevention programmes	...
Avoidance of services due to stigma and discrimination	...

TRANSGENDER PEOPLE

Estimated size of population	100
HIV prevalence	...
Know their HIV status	...
Antiretroviral therapy coverage	...
Condom use	20%
Coverage of HIV prevention programmes	...
Avoidance of services due to stigma and discrimination	...

PRISONERS

Estimated size of population	...
HIV prevalence	...
Antiretroviral therapy coverage	...
HIV prevention programmes in prisons (2016)	...
Condoms distributed	...
Clean needles distributed	...
Prisoners on opioid substitution therapy	...

Unless indicated otherwise, data are from the most recent survey available between 2011 and 2015. Financial data are currently being validated and may be revised. For updates, please see <http://aidsinfo.unaids.org>.

MICRONESIA (FEDERATED STATES OF)

THE HIV EPIDEMIC

	2005	2010	2016
New HIV infections
HIV incidence per 1000 population
AIDS-related deaths
People living with HIV

90-90-90

People living with HIV who:	2016	
Know their HIV status
Are on treatment	<100	21%
Adults on antiretroviral therapy
Are virally suppressed

CHILDREN AND PREGNANT WOMEN

	2010	2016
New HIV infections—children
Antiretroviral therapy coverage — children
Coverage of pregnant women living with HIV accessing antiretroviral medicines

HIV COMORBIDITIES

Estimated number of incident TB cases among people living with HIV (2015)	...
Proportion of people living with HIV with active TB in HIV care	...
Cervical cancer screening of women living with HIV	...

HIV PREVENTION

Knowledge of HIV prevention among young people (15-24)	...
Condom use at last higher-risk sex (with a non-marital, non-cohabiting partner)	...
Males	...
Females	...
Women aged 15-49 who have their demand for family planning satisfied with modern methods	...
Men aged 15-49 who are circumcised	Not applicable
Male circumcisions performed according to national standards (2016)	Not applicable
People on PrEP (2016)	...

STIGMA AND DISCRIMINATION

People who report having discriminatory attitudes towards people living with HIV	...
--	-----

POLICIES AND REGULATIONS

	2016
Community delivery of treatment	No
Laws requiring parental consent for adolescents to access sexual and reproductive health services	No
TRIPS flexibilities incorporated in national legislation	No

Laws or policies restricting entry, stay and residence of people living with HIV	No
Criminalization of transmission of, nondisclosure of, or exposure to HIV	No
Recommended CD4 level for treatment initiation	TREAT ALL

HIV EXPENDITURE

	2015
Total expenditure	US\$ 344 269
Domestic public expenditure	...
Domestic private expenditure	...
International expenditure	US\$ 344 269

KEY POPULATIONS

SEX WORKERS	
Estimated size of population	290
HIV prevalence	...
Know HIV status	...
Antiretroviral therapy coverage	...
Condom use	...
Condoms distributed to sex workers enrolled in prevention programmes (2016)	...
Coverage of HIV prevention programmes	...
Avoidance of services due to stigma and discrimination	...

PEOPLE WHO INJECT DRUGS

Estimated size of population	...
HIV prevalence	...
Know their HIV status	...
Antiretroviral therapy coverage	...
Condom use	...
Clean needle use at last injection	...
Needles and syringes distributed per person who injects (2016)	...
Coverage of HIV prevention programmes	...
Coverage of opioid substitution therapy (2016)	...
Naloxone available (2016)	No
Safe injection rooms available (2016)	No
Avoidance of services due to stigma and discrimination	...

GAY MEN AND OTHER MEN WHO HAVE SEX WITH MEN

Estimated size of population	340
HIV prevalence	...
Know their HIV status	...
Antiretroviral therapy coverage	...
Condom use	...
Condoms distributed to men who have sex with men in prevention programmes (2016)	...
Coverage of HIV prevention programmes	...
Avoidance of services due to stigma and discrimination	...

TRANSGENDER PEOPLE

Estimated size of population	...
HIV prevalence	4.2%
Know their HIV status	...
Antiretroviral therapy coverage	...
Condom use	...
Coverage of HIV prevention programmes	...
Avoidance of services due to stigma and discrimination	...

PRISONERS

Estimated size of population	...
HIV prevalence	...
Antiretroviral therapy coverage	...
HIV prevention programmes in prisons (2016)	...
Condoms distributed	...
Clean needles distributed	...
Prisoners on opioid substitution therapy	...

Unless indicated otherwise, data are from the most recent survey available between 2011 and 2015. Financial data are currently being validated and may be revised. For updates, please see <http://aidsinfo.unaids.org>.

MONGOLIA

THE HIV EPIDEMIC

	2005	2010	2016
New HIV infections	<100 [<100–<100]	<100 [<100–<100]	<100 [<100–<100]
HIV incidence per 1000 population	<0.01 [<0.01–0.01]	0.02 [0.02–0.02]	0.01 [0.01–0.02]
AIDS-related deaths	<100 [<100–<100]	<100 [<100–<100]	<100 [<100–<100]
People living with HIV	<100 [<100–<100]	<500 [<500–<500]	<500 [<500–<1000]

90-90-90

People living with HIV who:	2016	
Know their HIV status	<200	35% [33%–41%]
Are on treatment	<200	33% [31%–39%]
Adults on antiretroviral therapy	160	33% [31%–39%]
Are virally suppressed	<200	29% [27%–34%]

CHILDREN AND PREGNANT WOMEN

	2010	2016
New HIV infections—children
Antiretroviral therapy coverage — children
Coverage of pregnant women living with HIV accessing antiretroviral medicines

HIV COMORBIDITIES

Estimated number of incident TB cases among people living with HIV (2015)	<100 [<100–<100]
Proportion of people living with HIV with active TB in HIV care	12%
Cervical cancer screening of women living with HIV	...

HIV PREVENTION

Knowledge of HIV prevention among young people (15-24)	...
Condom use at last higher-risk sex (with a non-marital, non-cohabiting partner)	...
Males	...
Females	...
Women aged 15-49 who have their demand for family planning satisfied with modern methods	...
Men aged 15-49 who are circumcised	Not applicable
Male circumcisions performed according to national standards (2016)	Not applicable
People on PrEP (2016)	1

STIGMA AND DISCRIMINATION

People who report having discriminatory attitudes towards people living with HIV	...
--	-----

POLICIES AND REGULATIONS

	2016
Community delivery of treatment	...
Laws requiring parental consent for adolescents to access sexual and reproductive health services	...
TRIPS flexibilities incorporated in national legislation	...

Laws or policies restricting entry, stay and residence of people living with HIV	...
Criminalization of transmission of, nondisclosure of, or exposure to HIV	...
Recommended CD4 level for treatment initiation	TREAT ALL

HIV EXPENDITURE

	2014
Total expenditure	US\$ 2 858 199
Domestic public expenditure	US\$ 1 619 212
Domestic private expenditure	US\$ 72 379
International expenditure	US\$ 1 166 608

KEY POPULATIONS

SEX WORKERS

Estimated size of population	1 293
HIV prevalence	...
Know HIV status	70.8%
Antiretroviral therapy coverage	...
Condom use	83.3%
Condoms distributed to sex workers enrolled in prevention programmes (2016)	36
Coverage of HIV prevention programmes	...
Avoidance of services due to stigma and discrimination	...

PEOPLE WHO INJECT DRUGS

Estimated size of population	...
HIV prevalence	...
Know their HIV status	...
Antiretroviral therapy coverage	...
Condom use	...
Clean needle use at last injection	...
Needles and syringes distributed per person who injects (2016)	...
Coverage of HIV prevention programmes	...
Coverage of opioid substitution therapy (2016)	...
Naloxone available (2016)	...
Safe injection rooms available (2016)	...
Avoidance of services due to stigma and discrimination	...

GAY MEN AND OTHER MEN WHO HAVE SEX WITH MEN

Estimated size of population	3 118
HIV prevalence	13.7%
Know their HIV status	94.9%
Antiretroviral therapy coverage	...
Condom use	76.5%
Condoms distributed to men who have sex with men in prevention programmes (2016)	23
Coverage of HIV prevention programmes	...
Avoidance of services due to stigma and discrimination	...

TRANSGENDER PEOPLE

Estimated size of population	...
HIV prevalence	...
Know their HIV status	...
Antiretroviral therapy coverage	...
Condom use	...
Coverage of HIV prevention programmes	...
Avoidance of services due to stigma and discrimination	...

PRISONERS

Estimated size of population	...
HIV prevalence	...
Antiretroviral therapy coverage	...
HIV prevention programmes in prisons (2016)	...
Condoms distributed	...
Clean needles distributed	...
Prisoners on opioid substitution therapy	...

Unless indicated otherwise, data are from the most recent survey available between 2011 and 2015. Financial data are currently being validated and may be revised. For updates, please see <http://aidsinfo.unaids.org>.

MYANMAR

THE HIV EPIDEMIC

	2005	2010	2016
New HIV infections	24 000 [20 000–27 000]	15 000 [13 000–16 000]	11 000 [9900–12 000]
HIV incidence per 1000 population	0.52 [0.44–0.58]	0.31 [0.28–0.34]	0.22 [0.2–0.24]
AIDS-related deaths	16 000 [13 000–20 000]	16 000 [13 000–19 000]	7800 [5900–9800]
People living with HIV	250 000 [230 000–270 000]	240 000 [200 000–270 000]	230 000 [200 000–260 000]

90-90-90

People living with HIV who:	2016	
Know their HIV status
Are on treatment	130 000	55% [48%–63%]
Adults on antiretroviral therapy	120 000	54% [47%–62%]
Are virally suppressed	120 000	51% [45%–58%]

CHILDREN AND PREGNANT WOMEN

	2010	2016
New HIV infections—children	1100 [<1000–1500]	<1000 [<500–<1000]
Antiretroviral therapy coverage — children	24% [20%–28%]	78% [67%–92%]
Coverage of pregnant women living with HIV accessing antiretroviral medicines	50% [42%–60%]	87% [75%–95%]

HIV COMORBIDITIES

Estimated number of incident TB cases among people living with HIV (2015)	17 000 [11 000–25 000]
Proportion of people living with HIV with active TB in HIV care	11.4%
Cervical cancer screening of women living with HIV	...

HIV PREVENTION

Knowledge of HIV prevention among young people (15–24)	16.6%
Condom use at last higher-risk sex (with a non-marital, non-cohabiting partner)	
Males	...
Females	...
Women aged 15–49 who have their demand for family planning satisfied with modern methods	74.9%
Men aged 15–49 who are circumcised	3.9%
Male circumcisions performed according to national standards (2016)	Not applicable
People on PrEP (2016)	...

STIGMA AND DISCRIMINATION

People who report having discriminatory attitudes towards people living with HIV	...
--	-----

POLICIES AND REGULATIONS

	2016
Community delivery of treatment	No
Laws requiring parental consent for adolescents to access sexual and reproductive health services	Yes, <16 years
TRIPS flexibilities incorporated in national legislation	No data available

Laws or policies restricting entry, stay and residence of people living with HIV	No
Criminalization of transmission of, nondisclosure of, or exposure to HIV	No
Recommended CD4 level for treatment initiation	≤500 cells/mm3

HIV EXPENDITURE

	2015
Total expenditure	US\$ 84 056 147
Domestic public expenditure	US\$ 10 352 985
Domestic private expenditure	US\$ 1 861 339
International expenditure	US\$ 71 841 823

KEY POPULATIONS

SEX WORKERS

Estimated size of population	66 000
HIV prevalence	5.4%
Know HIV status	44.6%
Antiretroviral therapy coverage	...
Condom use	...
Condoms distributed to sex workers enrolled in prevention programmes (2016)	...
Coverage of HIV prevention programmes	...
Avoidance of services due to stigma and discrimination	...

PEOPLE WHO INJECT DRUGS

Estimated size of population	83 000
HIV prevalence	26.3%
Know their HIV status	...
Antiretroviral therapy coverage	...
Condom use	22.9%
Clean needle use at last injection	86%
Needles and syringes distributed per person who injects (2016)	313
Coverage of HIV prevention programmes	...
Coverage of opioid substitution therapy (2016)	15%
Naloxone available (2016)	No
Safe injection rooms available (2016)	No
Avoidance of services due to stigma and discrimination	...

GAY MEN AND OTHER MEN WHO HAVE SEX WITH MEN

Estimated size of population	252 000
HIV prevalence	6.4%
Know their HIV status	52.4%
Antiretroviral therapy coverage	...
Condom use	77.1%
Condoms distributed to men who have sex with men in prevention programmes (2016)	...
Coverage of HIV prevention programmes	...
Avoidance of services due to stigma and discrimination	...

TRANSGENDER PEOPLE

Estimated size of population	...
HIV prevalence	...
Know their HIV status	...
Antiretroviral therapy coverage	...
Condom use	...
Coverage of HIV prevention programmes	...
Avoidance of services due to stigma and discrimination	...

PRISONERS

Estimated size of population	...
HIV prevalence	4.7%
Antiretroviral therapy coverage	...
HIV prevention programmes in prisons (2016)	...
Condoms distributed	...
Clean needles distributed	...
Prisoners on opioid substitution therapy	...

Unless indicated otherwise, data are from the most recent survey available between 2011 and 2015. Financial data are currently being validated and may be revised. For updates, please see <http://aidsinfo.unaids.org>.

NAURU

THE HIV EPIDEMIC

	2005	2010	2016
New HIV infections
HIV incidence per 1000 population
AIDS-related deaths
People living with HIV

90-90-90

	2016	
People living with HIV who: Know their HIV status
Are on treatment
Adults on antiretroviral therapy
Are virally suppressed

CHILDREN AND PREGNANT WOMEN

	2010	2016
New HIV infections—children
Antiretroviral therapy coverage — children
Coverage of pregnant women living with HIV accessing antiretroviral medicines

HIV COMORBIDITIES

Estimated number of incident TB cases among people living with HIV (2015)	...
Proportion of people living with HIV with active TB in HIV care	...
Cervical cancer screening of women living with HIV	...

HIV PREVENTION

Knowledge of HIV prevention among young people (15-24)	...
Condom use at last higher-risk sex (with a non-marital, non-cohabiting partner)	...
Males	...
Females	...
Women aged 15-49 who have their demand for family planning satisfied with modern methods	...
Men aged 15-49 who are circumcised	Not applicable
Male circumcisions performed according to national standards (2016)	Not applicable
People on PrEP (2016)	...

STIGMA AND DISCRIMINATION

People who report having discriminatory attitudes towards people living with HIV	...
--	-----

POLICIES AND REGULATIONS

	2016
Community delivery of treatment	No
Laws requiring parental consent for adolescents to access sexual and reproductive health services	No
TRIPS flexibilities incorporated in national legislation	No data available

Laws or policies restricting entry, stay and residence of people living with HIV	No
Criminalization of transmission of, nondisclosure of, or exposure to HIV	No
Recommended CD4 level for treatment initiation	TREAT ALL

HIV EXPENDITURE

Total expenditure	...
Domestic public expenditure	...
Domestic private expenditure	...
International expenditure	...

KEY POPULATIONS

SEX WORKERS

Estimated size of population	...
HIV prevalence	...
Know HIV status	...
Antiretroviral therapy coverage	...
Condom use	...
Condoms distributed to sex workers enrolled in prevention programmes (2016)	...
Coverage of HIV prevention programmes	...
Avoidance of services due to stigma and discrimination	...

PEOPLE WHO INJECT DRUGS

Estimated size of population	...
HIV prevalence	...
Know their HIV status	...
Antiretroviral therapy coverage	...
Condom use	...
Clean needle use at last injection	...
Needles and syringes distributed per person who injects (2016)	...
Coverage of HIV prevention programmes	...
Coverage of opioid substitution therapy (2016)	...
Naloxone available (2016)	No
Safe injection rooms available (2016)	No
Avoidance of services due to stigma and discrimination	...

GAY MEN AND OTHER MEN WHO HAVE SEX WITH MEN

Estimated size of population	...
HIV prevalence	...
Know their HIV status	...
Antiretroviral therapy coverage	...
Condom use	...
Condoms distributed to men who have sex with men in prevention programmes (2016)	...
Coverage of HIV prevention programmes	...
Avoidance of services due to stigma and discrimination	...

TRANSGENDER PEOPLE

Estimated size of population	...
HIV prevalence	...
Know their HIV status	...
Antiretroviral therapy coverage	...
Condom use	...
Coverage of HIV prevention programmes	...
Avoidance of services due to stigma and discrimination	...

PRISONERS

Estimated size of population	15
HIV prevalence	...
Antiretroviral therapy coverage	...
HIV prevention programmes in prisons (2016)	...
Condoms distributed	...
Clean needles distributed	...
Prisoners on opioid substitution therapy	...

Unless indicated otherwise, data are from the most recent survey available between 2011 and 2015. Financial data are currently being validated and may be revised. For updates, please see <http://aidsinfo.unaids.org>.

NEPAL

THE HIV EPIDEMIC

	2005	2010	2016
New HIV infections	4200 [3800–4700]	2200 [2000–2400]	<1000 [<1000–1000]
HIV incidence per 1000 population	0.17 [0.15–0.19]	0.08 [0.08–0.09]	0.03 [0.03–0.04]
AIDS-related deaths	2300 [1900–2800]	2500 [2100–2800]	1700 [1400–2100]
People living with HIV	40 000 [36 000–44 000]	38 000 [33 000–44 000]	32 000 [28 000–38 000]

90-90-90

People living with HIV who:	2016	
Know their HIV status	18 000	56% [49%–66%]
Are on treatment	13 000	40% [35%–47%]
Adults on antiretroviral therapy	12 100	39% [33%–45%]
Are virally suppressed	12 000	36% [32%–42%]

CHILDREN AND PREGNANT WOMEN

	2010	2016
New HIV infections—children	<200 [<200–<200]	<100 [<100–<100]
Antiretroviral therapy coverage — children	21% [18%–24%]	83% [72%–95%]
Coverage of pregnant women living with HIV accessing antiretroviral medicines	16% [13%–19%]	64% [54%–76%]

HIV COMORBIDITIES

Estimated number of incident TB cases among people living with HIV (2015)	1900 [1500–2400]
Proportion of people living with HIV with active TB in HIV care	27.3%
Cervical cancer screening of women living with HIV	...

HIV PREVENTION

Knowledge of HIV prevention among young people (15–24)	27.8%
Condom use at last higher-risk sex (with a non-marital, non-cohabiting partner)	
Males	...
Females	...
Women aged 15–49 who have their demand for family planning satisfied with modern methods	56.2%
Men aged 15–49 who are circumcised	Not applicable
Male circumcisions performed according to national standards (2016)	Not applicable
People on PrEP (2016)	...

STIGMA AND DISCRIMINATION

People who report they would not buy vegetables from a shopkeeper living with HIV	28.3%
---	-------

POLICIES AND REGULATIONS

	2016
Community delivery of treatment	No
Laws requiring parental consent for adolescents to access sexual and reproductive health services	Yes, <16 years
TRIPS flexibilities incorporated in national legislation	Yes

Laws or policies restricting entry, stay and residence of people living with HIV	No
Criminalization of transmission of, nondisclosure of, or exposure to HIV	No
Recommended CD4 level for treatment initiation	TREAT ALL

HIV EXPENDITURE

	2014
Total expenditure	Data under validation
Domestic public expenditure	Data under validation
Domestic private expenditure	Data under validation
International expenditure	Data under validation

KEY POPULATIONS

SEX WORKERS

Estimated size of population	67 300
HIV prevalence	...
Know their HIV status	...
Antiretroviral therapy coverage	...
Condom use	...
Condoms distributed to sex workers enrolled in prevention programmes (2016)	109
Coverage of HIV prevention programmes	...
Avoidance of services due to stigma and discrimination	...

PEOPLE WHO INJECT DRUGS

Estimated size of population	30 868
HIV prevalence	6.4%
Know their HIV status	...
Antiretroviral therapy coverage	...
Condom use	52.5%
Clean needle use at last injection	96%
Needles and syringes distributed per person who injects (2016)	...
Coverage of HIV prevention programmes	...
Coverage of opioid substitution therapy (2016)	...
Naloxone available (2016)	No
Safe injection rooms available (2016)	No
Avoidance of services due to stigma and discrimination	...

GAY MEN AND OTHER MEN WHO HAVE SEX WITH MEN

Estimated size of population	60 333
HIV prevalence	2.4%
Know their HIV status	73.2%
Antiretroviral therapy coverage	...
Condom use	86%
Condoms distributed to men who have sex with men in prevention programmes (2016)	43
Coverage of HIV prevention programmes	...
Avoidance of services due to stigma and discrimination	...

TRANSGENDER PEOPLE

Estimated size of population	21 460
HIV prevalence	6%
Know their HIV status	...
Antiretroviral therapy coverage	...
Condom use	88.4%
Coverage of HIV prevention programmes	...
Avoidance of services due to stigma and discrimination	...

PRISONERS

Estimated size of population	...
HIV prevalence	...
Antiretroviral therapy coverage	...
HIV prevention programmes in prisons (2016)	
Condoms distributed	...
Clean needles distributed	...
Prisoners on opioid substitution therapy	...

Unless indicated otherwise, data are from the most recent survey available between 2011 and 2015. Financial data are currently being validated and may be revised. For updates, please see <http://aidsinfo.unaids.org>.

NEW ZEALAND

THE HIV EPIDEMIC

	2005	2010	2016
New HIV infections
HIV incidence per 1000 population
AIDS-related deaths
People living with HIV

90-90-90

People living with HIV who:	2016	
Know their HIV status
Are on treatment	2,300	...
Adults on antiretroviral therapy
Are virally suppressed

CHILDREN AND PREGNANT WOMEN

	2010	2016
New HIV infections—children
Antiretroviral therapy coverage — children
Coverage of pregnant women living with HIV accessing antiretroviral medicines

HIV COMORBIDITIES

Estimated number of incident TB cases among people living with HIV (2015)	<100 [<100-<100]
Proportion of people living with HIV with active TB in HIV care	...
Cervical cancer screening of women living with HIV	...

HIV PREVENTION

Knowledge of HIV prevention among young people (15-24)	...
Condom use at last higher-risk sex (with a non-marital, non-cohabiting partner)	...
Males	...
Females	...
Women aged 15-49 who have their demand for family planning satisfied with modern methods	...
Men aged 15-49 who are circumcised	Not applicable
Male circumcisions performed according to national standards (2016)	Not applicable
People on PrEP (2016)	...

STIGMA AND DISCRIMINATION

People who report having discriminatory attitudes towards people living with HIV	...
--	-----

POLICIES AND REGULATIONS

	2016
Community delivery of treatment	...
Laws requiring parental consent for adolescents to access sexual and reproductive health services	No
TRIPS flexibilities incorporated in national legislation	No data available

Laws or policies restricting entry, stay and residence of people living with HIV	Yes
Criminalization of transmission of, nondisclosure of, or exposure to HIV	No*
Recommended CD4 level for treatment initiation	≤500 cells/mm3

HIV EXPENDITURE

Total expenditure	...
Domestic public expenditure	...
Domestic private expenditure	...
International expenditure	...

KEY POPULATIONS

SEX WORKERS

Estimated size of population	...
HIV prevalence	...
Know their HIV status	...
Antiretroviral therapy coverage	...
Condom use	...
Condoms distributed to sex workers enrolled in prevention programmes (2016)	...
Coverage of HIV prevention programmes	...
Avoidance of services due to stigma and discrimination	...

PEOPLE WHO INJECT DRUGS

Estimated size of population	...
HIV prevalence	0.2%
Know their HIV status	...
Antiretroviral therapy coverage	...
Condom use	...
Clean needle use at last injection	...
Needles and syringes distributed per person who injects (2016)	...
Coverage of HIV prevention programmes	...
Coverage of opioid substitution therapy (2016)	...
Naloxone available (2016)	No
Safe injection rooms available (2016)	No
Avoidance of services due to stigma and discrimination	...

GAY MEN AND OTHER MEN WHO HAVE SEX WITH MEN

Estimated size of population	...
HIV prevalence	6.5%
Know their HIV status	...
Antiretroviral therapy coverage	...
Condom use	81%
Condoms distributed to men who have sex with men in prevention programmes (2016)	...
Coverage of HIV prevention programmes	...
Avoidance of services due to stigma and discrimination	...

TRANSGENDER PEOPLE

Estimated size of population	...
HIV prevalence	...
Know their HIV status	...
Antiretroviral therapy coverage	...
Condom use	...
Coverage of HIV prevention programmes	...
Avoidance of services due to stigma and discrimination	...

PRISONERS

Estimated size of population	...
HIV prevalence	...
Antiretroviral therapy coverage	...
HIV prevention programmes in prisons (2016)	...
Condoms distributed	...
Clean needles distributed	...
Prisoners on opioid substitution therapy	...

Unless indicated otherwise, data are from the most recent survey available between 2011 and 2015. Financial data are currently being validated and may be revised. For updates, please see <http://aidsinfo.unaids.org>.
* No, but prosecutions exist based on general criminal laws.

PAKISTAN

THE HIV EPIDEMIC

	2005	2010	2016
New HIV infections	9400 [8500–10 000]	14 000 [12 000–15 000]	19 000 [17 000–21 000]
HIV incidence per 1000 population	0.06 [0.06–0.07]	0.08 [0.07–0.09]	0.10 [0.09–0.11]
AIDS-related deaths	<100 [<100–<100]	1300 [<1000–1800]	5500 [4500–6600]
People living with HIV	12 000 [11 000–13 000]	66 000 [59 000–73 000]	130 000 [120 000–150 000]

90-90-90

People living with HIV who:	2016	
Know their HIV status
Are on treatment	8,900	7% [6%–8%]
Adults on antiretroviral therapy	8600	7% [6%–7%]
Are virally suppressed	5,800	4% [3%–5%]

CHILDREN AND PREGNANT WOMEN

	2010	2016
New HIV infections—children	<1000 [<500–<1000]	<1000 [<1000–1100]
Antiretroviral therapy coverage — children	5% [4%–6%]	10% [9%–12%]
Coverage of pregnant women living with HIV accessing antiretroviral medicines	1% [1%–2%]	4% [4%–5%]

HIV COMORBIDITIES

Estimated number of incident TB cases among people living with HIV (2015)	8800 [5400–13 000]
Proportion of people living with HIV with active TB in HIV care	...
Cervical cancer screening of women living with HIV	...

HIV PREVENTION

Knowledge of HIV prevention among young people (15–24)	4.3%
Condom use at last higher-risk sex (with a non-marital, non-cohabiting partner)	
Males	...
Females	...
Women aged 15–49 who have their demand for family planning satisfied with modern methods	46%
Men aged 15–49 who are circumcised	Not applicable
Male circumcisions performed according to national standards (2016)	Not applicable
People on PrEP (2016)	...

STIGMA AND DISCRIMINATION

People who report they would not buy vegetables from a shopkeeper living with HIV	49%
---	-----

POLICIES AND REGULATIONS

	2016
Community delivery of treatment	No
Laws requiring parental consent for adolescents to access sexual and reproductive health services	No
TRIPS flexibilities incorporated in national legislation	No

Laws or policies restricting entry, stay and residence of people living with HIV	No
Criminalization of transmission of, nondisclosure of, or exposure to HIV	No
Recommended CD4 level for treatment initiation	TREAT ALL

HIV EXPENDITURE

	2013
Total expenditure	US\$ 9 993 630
Domestic public expenditure	US\$ 3 631 968
Domestic private expenditure	...
International expenditure	US\$ 6 361 662

KEY POPULATIONS

SEX WORKERS	
Estimated size of population	229 441
HIV prevalence	3.8%
Know HIV status	30.6%
Antiretroviral therapy coverage	4.1%
Condom use	35.1%
Condoms distributed to sex workers enrolled in prevention programmes (2016)	...
Coverage of HIV prevention programmes	0.7%
Avoidance of services due to stigma and discrimination	...

PEOPLE WHO INJECT DRUGS

Estimated size of population	113 776
HIV prevalence	21%
Know their HIV status	39.3%
Antiretroviral therapy coverage	5.9%
Condom use	15.3%
Clean needle use at last injection	72.5%
Needles and syringes distributed per person who injects (2016)	51
Coverage of HIV prevention programmes	1.6%
Coverage of opioid substitution therapy (2016)	...
Naloxone available (2016)	No
Safe injection rooms available (2016)	No
Avoidance of services due to stigma and discrimination	...

GAY MEN AND OTHER MEN WHO HAVE SEX WITH MEN

Estimated size of population	832 213
HIV prevalence	3.7%
Know their HIV status	22.3%
Antiretroviral therapy coverage	1%
Condom use	22.4%
Condoms distributed to men who have sex with men in prevention programmes (2016)	234
Coverage of HIV prevention programmes	1.2%
Avoidance of services due to stigma and discrimination	...

TRANSGENDER PEOPLE

Estimated size of population	52 646
HIV prevalence	5.5%
Know their HIV status	29%
Antiretroviral therapy coverage	2.3%
Condom use	24.4%
Coverage of HIV prevention programmes	1.1%
Avoidance of services due to stigma and discrimination	...

PRISONERS

Estimated size of population	77 500
HIV prevalence	...
Antiretroviral therapy coverage	...
HIV prevention programmes in prisons (2016)	
Condoms distributed	...
Clean needles distributed	...
Prisoners on opioid substitution therapy	...

Unless indicated otherwise, data are from the most recent survey available between 2011 and 2015. Financial data are currently being validated and may be revised. For updates, please see <http://aidsinfo.unaids.org>.

PALAU

THE HIV EPIDEMIC

	2005	2010	2016
New HIV infections
HIV incidence per 1000 population
AIDS-related deaths
People living with HIV

90-90-90

People living with HIV who:	2016	
Know their HIV status
Are on treatment	<100	...
Adults on antiretroviral therapy
Are virally suppressed

CHILDREN AND PREGNANT WOMEN

	2010	2016
New HIV infections—children
Antiretroviral therapy coverage — children
Coverage of pregnant women living with HIV accessing antiretroviral medicines

HIV COMORBIDITIES

Estimated number of incident TB cases among people living with HIV (2015)	<100
	[<100-<100]
Proportion of people living with HIV with active TB in HIV care	...
Cervical cancer screening of women living with HIV	...

HIV PREVENTION

Knowledge of HIV prevention among young people (15-24)	...
Condom use at last higher-risk sex (with a non-marital, non-cohabiting partner)	...
Males	...
Females	...
Women aged 15-49 who have their demand for family planning satisfied with modern methods	...
Men aged 15-49 who are circumcised	Not applicable
Male circumcisions performed according to national standards (2016)	Not applicable
People on PrEP (2016)	...

STIGMA AND DISCRIMINATION

People who report having discriminatory attitudes towards people living with HIV	...
--	-----

POLICIES AND REGULATIONS

	2016
Community delivery of treatment	...
Laws requiring parental consent for adolescents to access sexual and reproductive health services	No
TRIPS flexibilities incorporated in national legislation	No data available

Laws or policies restricting entry, stay and residence of people living with HIV	No
Criminalization of transmission of, nondisclosure of, or exposure to HIV	No
Recommended CD4 level for treatment initiation	TREAT ALL

HIV EXPENDITURE

	2014
Total expenditure	US\$ 30 032
Domestic public expenditure	...
Domestic private expenditure	...
International expenditure	US\$ 30 032

KEY POPULATIONS

SEX WORKERS

Estimated size of population	...
HIV prevalence	...
Know HIV status	...
Antiretroviral therapy coverage	...
Condom use	...
Condoms distributed to sex workers enrolled in prevention programmes (2016)	...
Coverage of HIV prevention programmes	...
Avoidance of services due to stigma and discrimination	...

PEOPLE WHO INJECT DRUGS

Estimated size of population	...
HIV prevalence	...
Know their HIV status	...
Antiretroviral therapy coverage	...
Condom use	...
Clean needle use at last injection	...
Needles and syringes distributed per person who injects (2016)	...
Coverage of HIV prevention programmes	...
Coverage of opioid substitution therapy (2016)	...
Naloxone available (2016)	No
Safe injection rooms available (2016)	No
Avoidance of services due to stigma and discrimination	...

GAY MEN AND OTHER MEN WHO HAVE SEX WITH MEN

Estimated size of population	...
HIV prevalence	...
Know their HIV status	...
Antiretroviral therapy coverage	...
Condom use	...
Condoms distributed to men who have sex with men in prevention programmes (2016)	...
Coverage of HIV prevention programmes	...
Avoidance of services due to stigma and discrimination	...

TRANSGENDER PEOPLE

Estimated size of population	...
HIV prevalence	...
Know their HIV status	...
Antiretroviral therapy coverage	...
Condom use	...
Coverage of HIV prevention programmes	...
Avoidance of services due to stigma and discrimination	...

PRISONERS

Estimated size of population	...
HIV prevalence	...
Antiretroviral therapy coverage	...
HIV prevention programmes in prisons (2016)	...
Condoms distributed	90
Clean needles distributed	...
Prisoners on opioid substitution therapy	...

Unless indicated otherwise, data are from the most recent survey available between 2011 and 2015. Financial data are currently being validated and may be revised. For updates, please see <http://aidsinfo.unaids.org>.

PAPUA NEW GUINEA

THE HIV EPIDEMIC

	2005	2010	2016
New HIV infections	3500 [2800–4100]	2700 [2300–3100]	2800 [2300–3400]
HIV incidence per 1000 population	0.59 [0.48–0.7]	0.40 [0.35–0.46]	0.37 [0.3–0.45]
AIDS-related deaths	1900 [1400–2400]	1700 [1300–2000]	1100 [<1000–1400]
People living with HIV	35 000 [32 000–39 000]	40 000 [36 000–44 000]	46 000 [40 000–51 000]

90-90-90

	2016	
People living with HIV who:		
Know their HIV status	37 000	81% [72%–90%]
Are on treatment	24 000	52% [46%–58%]
Adults on antiretroviral therapy	22 600	53% [47%–60%]
Are virally suppressed

CHILDREN AND PREGNANT WOMEN

	2010	2016
New HIV infections—children	<500 [<500–<1000]	<500 [<500–<1000]
Antiretroviral therapy coverage — children	15% [13%–18%]	37% [30%–43%]
Coverage of pregnant women living with HIV accessing antiretroviral medicines	5% [4%–6%]	33% [25%–39%]

HIV COMORBIDITIES

Estimated number of incident TB cases among people living with HIV (2015)	4900 [3000–7300]
Proportion of people living with HIV with active TB in HIV care	9.2%
Cervical cancer screening of women living with HIV	...

HIV PREVENTION

Knowledge of HIV prevention among young people (15–24)	...
Condom use at last higher-risk sex (with a non-marital, non-cohabiting partner)	...
Males	...
Females	...
Women aged 15–49 who have their demand for family planning satisfied with modern methods	...
Men aged 15–49 who are circumcised	Not applicable
Male circumcisions performed according to national standards (2016)	Not applicable
People on PrEP (2016)	...

STIGMA AND DISCRIMINATION

People who report having discriminatory attitudes towards people living with HIV	...
--	-----

POLICIES AND REGULATIONS

	2016
Community delivery of treatment	No
Laws requiring parental consent for adolescents to access sexual and reproductive health services	No
TRIPS flexibilities incorporated in national legislation	No

Laws or policies restricting entry, stay and residence of people living with HIV	Yes
Criminalization of transmission of, nondisclosure of, or exposure to HIV	Yes
Recommended CD4 level for treatment initiation	TREAT ALL

HIV EXPENDITURE

	2012
Total expenditure	US\$ 36 659 267
Domestic public expenditure	US\$ 6 385 677
Domestic private expenditure	US\$ 740 081
International expenditure	US\$ 29 533 509

KEY POPULATIONS

SEX WORKERS	
Estimated size of population	...
HIV prevalence	...
Know HIV status	56.9%
Antiretroviral therapy coverage	...
Condom use	...
Condoms distributed to sex workers enrolled in prevention programmes (2016)	...
Coverage of HIV prevention programmes	...
Avoidance of services due to stigma and discrimination	...

PEOPLE WHO INJECT DRUGS

Estimated size of population	...
HIV prevalence	...
Know their HIV status	...
Antiretroviral therapy coverage	...
Condom use	...
Clean needle use at last injection	...
Needles and syringes distributed per person who injects (2016)	...
Coverage of HIV prevention programmes	...
Coverage of opioid substitution therapy (2016)	...
Naloxone available (2016)	No
Safe injection rooms available (2016)	No
Avoidance of services due to stigma and discrimination	...

GAY MEN AND OTHER MEN WHO HAVE SEX WITH MEN

Estimated size of population	...
HIV prevalence	...
Know their HIV status	59%
Antiretroviral therapy coverage	...
Condom use	...
Condoms distributed to men who have sex with men in prevention programmes (2016)	...
Coverage of HIV prevention programmes	...
Avoidance of services due to stigma and discrimination	...

TRANSGENDER PEOPLE

Estimated size of population	...
HIV prevalence	...
Know their HIV status	...
Antiretroviral therapy coverage	...
Condom use	...
Coverage of HIV prevention programmes	...
Avoidance of services due to stigma and discrimination	...

PRISONERS

Estimated size of population	...
HIV prevalence	...
Antiretroviral therapy coverage	...
HIV prevention programmes in prisons (2016)	...
Condoms distributed	...
Clean needles distributed	...
Prisoners on opioid substitution therapy	...

Unless indicated otherwise, data are from the most recent survey available between 2011 and 2015. Financial data are currently being validated and may be revised. For updates, please see <http://aidsinfo.unaids.org>.

PHILIPPINES

THE HIV EPIDEMIC

	2005	2010	2016
New HIV infections	<1000 [<1000–1000]	4300 [3900–4800]	10 000 [9400–11 000]
HIV incidence per 1000 population	0.01 [0.01–0.01]	0.05 [0.04–0.05]	0.11 [0.1–0.12]
AIDS-related deaths	<100 [<100–<200]	<200 [<200–<500]	<1000 [<500–<1000]
People living with HIV	3800 [3400–4300]	16 000 [14 000–17 000]	56 000 [51 000–62 000]

90-90-90

People living with HIV who:	2016	
Know their HIV status	38 000	67% [61%–73%]
Are on treatment	18 000	32% [29%–35%]
Adults on antiretroviral therapy	17 900	32% [29%–36%]
Are virally suppressed	17 000	29% [26%–32%]

CHILDREN AND PREGNANT WOMEN

	2010	2016
New HIV infections—children	<100 [<100–<100]	<200 [<100–<200]
Antiretroviral therapy coverage — children	10% [9%–12%]	10% [9%–12%]
Coverage of pregnant women living with HIV accessing antiretroviral medicines	6% [5%–7%]	12% [10%–14%]

HIV COMORBIDITIES

Estimated number of incident TB cases among people living with HIV (2015)	4300 [3300–5400]
Proportion of people living with HIV with active TB in HIV care	27.6%
Cervical cancer screening of women living with HIV	...

HIV PREVENTION

Knowledge of HIV prevention among young people (15–24)	15%
Condom use at last higher-risk sex (with a non-marital, non-cohabiting partner)	
Males	...
Females	11.1%
Women aged 15–49 who have their demand for family planning satisfied with modern methods	...
Men aged 15–49 who are circumcised	Not applicable
Male circumcisions performed according to national standards (2016)	Not applicable
People on PrEP (2016)	...

STIGMA AND DISCRIMINATION

People who report having discriminatory attitudes towards people living with HIV	...
--	-----

POLICIES AND REGULATIONS

	2016
Community delivery of treatment	No
Laws requiring parental consent for adolescents to access sexual and reproductive health services	Yes, <18 years
TRIPS flexibilities incorporated in national legislation	Yes

Laws or policies restricting entry, stay and residence of people living with HIV	No
Criminalization of transmission of, nondisclosure of, or exposure to HIV	Yes
Recommended CD4 level for treatment initiation	≤500 cells/mm3

HIV EXPENDITURE

	2013
Total expenditure	US\$ 10 297 988
Domestic public expenditure	US\$ 4 482 918
Domestic private expenditure	...
International expenditure	US\$ 5 815 070

KEY POPULATIONS

SEX WORKERS	
Estimated size of population	152 600
HIV prevalence	0.6%
Know HIV status	24.6%
Antiretroviral therapy coverage	...
Condom use	70.6%
Condoms distributed to sex workers enrolled in prevention programmes (2016)	...
Coverage of HIV prevention programmes	35.84%
Avoidance of services due to stigma and discrimination	...

PEOPLE WHO INJECT DRUGS

Estimated size of population	10 000
HIV prevalence	29%
Know their HIV status	...
Antiretroviral therapy coverage	...
Condom use	14.5%
Clean needle use at last injection	63.6%
Needles and syringes distributed per person who injects (2016)	...
Coverage of HIV prevention programmes	51.77%
Coverage of opioid substitution therapy (2016)	...
Naloxone available (2016)	No
Safe injection rooms available (2016)	No
Avoidance of services due to stigma and discrimination	...

GAY MEN AND OTHER MEN WHO HAVE SEX WITH MEN

Estimated size of population	531 500
HIV prevalence	4.9%
Know their HIV status	16.08%
Antiretroviral therapy coverage	...
Condom use	49.8%
Condoms distributed to men who have sex with men in prevention programmes (2016)	...
Coverage of HIV prevention programmes	27.92%
Avoidance of services due to stigma and discrimination	...

TRANSGENDER PEOPLE

Estimated size of population	122 800
HIV prevalence	1.7%
Know their HIV status	14.68%
Antiretroviral therapy coverage	...
Condom use	37.17%
Coverage of HIV prevention programmes	27.11%
Avoidance of services due to stigma and discrimination	...

PRISONERS

Estimated size of population	...
HIV prevalence	...
Antiretroviral therapy coverage	...
HIV prevention programmes in prisons (2016)	...
Condoms distributed	...
Clean needles distributed	...
Prisoners on opioid substitution therapy	...

Unless indicated otherwise, data are from the most recent survey available between 2011 and 2015. Financial data are currently being validated and may be revised. For updates, please see <http://aidsinfo.unaids.org>.

SAMOA

THE HIV EPIDEMIC

	2005	2010	2016
New HIV infections
HIV incidence per 1000 population
AIDS-related deaths
People living with HIV

90-90-90

	2016	
People living with HIV who: Know their HIV status
Are on treatment	<100	>95%
Adults on antiretroviral therapy
Are virally suppressed	<100	57% [<1%–<1%]

CHILDREN AND PREGNANT WOMEN

	2010	2016
New HIV infections—children
Antiretroviral therapy coverage — children
Coverage of pregnant women living with HIV accessing antiretroviral medicines

HIV COMORBIDITIES

Estimated number of incident TB cases among people living with HIV (2015)	...
Proportion of people living with HIV with active TB in HIV care	...
Cervical cancer screening of women living with HIV	...

HIV PREVENTION

Knowledge of HIV prevention among young people (15-24)	...
Condom use at last higher-risk sex (with a non-marital, non-cohabiting partner)	...
Males	...
Females	...
Women aged 15-49 who have their demand for family planning satisfied with modern methods	...
Men aged 15-49 who are circumcised	Not applicable
Male circumcisions performed according to national standards (2016)	Not applicable
People on PrEP (2016)	...

STIGMA AND DISCRIMINATION

People who report having discriminatory attitudes towards people living with HIV	...
--	-----

POLICIES AND REGULATIONS

	2016
Community delivery of treatment	Yes
Laws requiring parental consent for adolescents to access sexual and reproductive health services	Yes, <16 years
TRIPS flexibilities incorporated in national legislation	No

Laws or policies restricting entry, stay and residence of people living with HIV	Yes
Criminalization of transmission of, nondisclosure of, or exposure to HIV	Yes
Recommended CD4 level for treatment initiation	TREAT ALL

HIV EXPENDITURE

	2013
Total expenditure	US\$ 903 852
Domestic public expenditure	US\$ 60 000
Domestic private expenditure	...
International expenditure	US\$ 843 852

KEY POPULATIONS

SEX WORKERS

Estimated size of population	400
HIV prevalence	...
Know their HIV status	...
Antiretroviral therapy coverage	...
Condom use	...
Condoms distributed to sex workers enrolled in prevention programmes (2016)	18
Coverage of HIV prevention programmes	...
Avoidance of services due to stigma and discrimination	...

PEOPLE WHO INJECT DRUGS

Estimated size of population	...
HIV prevalence	...
Know their HIV status	...
Antiretroviral therapy coverage	...
Condom use	...
Clean needle use at last injection	...
Needles and syringes distributed per person who injects (2016)	...
Coverage of HIV prevention programmes	...
Coverage of opioid substitution therapy (2016)	...
Naloxone available (2016)	No
Safe injection rooms available (2016)	No
Avoidance of services due to stigma and discrimination	...

GAY MEN AND OTHER MEN WHO HAVE SEX WITH MEN

Estimated size of population	30 000
HIV prevalence	...
Know their HIV status	...
Antiretroviral therapy coverage	...
Condom use	11.4%
Condoms distributed to men who have sex with men in prevention programmes (2016)	1
Coverage of HIV prevention programmes	...
Avoidance of services due to stigma and discrimination	...

TRANSGENDER PEOPLE

Estimated size of population	30 000
HIV prevalence	...
Know their HIV status	...
Antiretroviral therapy coverage	...
Condom use	...
Coverage of HIV prevention programmes	...
Avoidance of services due to stigma and discrimination	...

PRISONERS

Estimated size of population	...
HIV prevalence	...
Antiretroviral therapy coverage	...
HIV prevention programmes in prisons (2016)	...
Condoms distributed	...
Clean needles distributed	...
Prisoners on opioid substitution therapy	...

Unless indicated otherwise, data are from the most recent survey available between 2011 and 2015. Financial data are currently being validated and may be revised. For updates, please see <http://aidsinfo.unaids.org>.

SINGAPORE

THE HIV EPIDEMIC

	2005	2010	2016
New HIV infections
HIV incidence per 1000 population
AIDS-related deaths
People living with HIV

90-90-90

People living with HIV who:	2016	
Know their HIV status
Are on treatment	2,300	>95%
Adults on antiretroviral therapy	2300	...
Are virally suppressed	2,200	94% [<1%–<1%]

CHILDREN AND PREGNANT WOMEN

	2010	2016
New HIV infections—children
Antiretroviral therapy coverage — children
Coverage of pregnant women living with HIV accessing antiretroviral medicines

HIV COMORBIDITIES

Estimated number of incident TB cases among people living with HIV (2015)	<100 [<100–<100]
Proportion of people living with HIV with active TB in HIV care	...
Cervical cancer screening of women living with HIV	...

HIV PREVENTION

Knowledge of HIV prevention among young people (15-24)	...
Condom use at last higher-risk sex (with a non-marital, non-cohabiting partner)	...
Males	...
Females	...
Women aged 15-49 who have their demand for family planning satisfied with modern methods	...
Men aged 15-49 who are circumcised	Not applicable
Male circumcisions performed according to national standards (2016)	Not applicable
People on PrEP (2016)	...

STIGMA AND DISCRIMINATION

People who report having discriminatory attitudes towards people living with HIV	...
--	-----

POLICIES AND REGULATIONS

	2016
Community delivery of treatment	...
Laws requiring parental consent for adolescents to access sexual and reproductive health services	...
TRIPS flexibilities incorporated in national legislation	...

Laws or policies restricting entry, stay and residence of people living with HIV	...
Criminalization of transmission of, nondisclosure of, or exposure to HIV	...
Recommended CD4 level for treatment initiation	≤500 cells/mm3

HIV EXPENDITURE

	2014
Total expenditure	US\$ 23 202 747
Domestic public expenditure	US\$ 23 202 747
Domestic private expenditure	...
International expenditure	...

KEY POPULATIONS

SEX WORKERS

Estimated size of population	...
HIV prevalence	...
Know their HIV status	...
Antiretroviral therapy coverage	...
Condom use	...
Condoms distributed to sex workers enrolled in prevention programmes (2016)	...
Coverage of HIV prevention programmes	...
Avoidance of services due to stigma and discrimination	...

PEOPLE WHO INJECT DRUGS

Estimated size of population	...
HIV prevalence	1.5%
Know their HIV status	...
Antiretroviral therapy coverage	...
Condom use	...
Clean needle use at last injection	...
Needles and syringes distributed per person who injects (2016)	...
Coverage of HIV prevention programmes	...
Coverage of opioid substitution therapy (2016)	...
Naloxone available (2016)	...
Safe injection rooms available (2016)	...
Avoidance of services due to stigma and discrimination	...

GAY MEN AND OTHER MEN WHO HAVE SEX WITH MEN

Estimated size of population	...
HIV prevalence	11%
Know their HIV status	...
Antiretroviral therapy coverage	...
Condom use	52%
Condoms distributed to men who have sex with men in prevention programmes (2016)	...
Coverage of HIV prevention programmes	...
Avoidance of services due to stigma and discrimination	...

TRANSGENDER PEOPLE

Estimated size of population	...
HIV prevalence	...
Know their HIV status	...
Antiretroviral therapy coverage	...
Condom use	...
Coverage of HIV prevention programmes	...
Avoidance of services due to stigma and discrimination	...

PRISONERS

Estimated size of population	...
HIV prevalence	1%
Antiretroviral therapy coverage	...
HIV prevention programmes in prisons (2016)	...
Condoms distributed	...
Clean needles distributed	...
Prisoners on opioid substitution therapy	...

Unless indicated otherwise, data are from the most recent survey available between 2011 and 2015. Financial data are currently being validated and may be revised. For updates, please see <http://aidsinfo.unaids.org>.

SOLOMON ISLANDS

THE HIV EPIDEMIC

	2005	2010	2016
New HIV infections
HIV incidence per 1000 population
AIDS-related deaths
People living with HIV

90-90-90

	2016	
People living with HIV who: Know their HIV status
Are on treatment	<100	...
Adults on antiretroviral therapy
Are virally suppressed

CHILDREN AND PREGNANT WOMEN

	2010	2016
New HIV infections—children
Antiretroviral therapy coverage — children
Coverage of pregnant women living with HIV accessing antiretroviral medicines

HIV COMORBIDITIES

Estimated number of incident TB cases among people living with HIV (2015)	...
Proportion of people living with HIV with active TB in HIV care	...
Cervical cancer screening of women living with HIV	...

HIV PREVENTION

Knowledge of HIV prevention among young people (15-24)	...
Condom use at last higher-risk sex (with a non-marital, non-cohabiting partner)	...
Males	...
Females	...
Women aged 15-49 who have their demand for family planning satisfied with modern methods	...
Men aged 15-49 who are circumcised	Not applicable
Male circumcisions performed according to national standards (2016)	Not applicable
People on PrEP (2016)	...

STIGMA AND DISCRIMINATION

People who report having discriminatory attitudes towards people living with HIV	...
--	-----

POLICIES AND REGULATIONS

	2016
Community delivery of treatment	...
Laws requiring parental consent for adolescents to access sexual and reproductive health services	...
TRIPS flexibilities incorporated in national legislation	...

Laws or policies restricting entry, stay and residence of people living with HIV	...
Criminalization of transmission of, nondisclosure of, or exposure to HIV	...
Recommended CD4 level for treatment initiation	TREAT ALL

HIV EXPENDITURE

	2016
Total expenditure	Data under validation
Domestic public expenditure	Data under validation
Domestic private expenditure	Data under validation
International expenditure	Data under validation

KEY POPULATIONS

SEX WORKERS

Estimated size of population	...
HIV prevalence	...
Know HIV status	...
Antiretroviral therapy coverage	...
Condom use	...
Condoms distributed to sex workers enrolled in prevention programmes (2016)	...
Coverage of HIV prevention programmes	...
Avoidance of services due to stigma and discrimination	...

PEOPLE WHO INJECT DRUGS

Estimated size of population	...
HIV prevalence	...
Know their HIV status	...
Antiretroviral therapy coverage	...
Condom use	...
Clean needle use at last injection	...
Needles and syringes distributed per person who injects (2016)	...
Coverage of HIV prevention programmes	...
Coverage of opioid substitution therapy (2016)	...
Naloxone available (2016)	...
Safe injection rooms available (2016)	...
Avoidance of services due to stigma and discrimination	...

GAY MEN AND OTHER MEN WHO HAVE SEX WITH MEN

Estimated size of population	...
HIV prevalence	...
Know their HIV status	...
Antiretroviral therapy coverage	...
Condom use	...
Condoms distributed to men who have sex with men in prevention programmes (2016)	...
Coverage of HIV prevention programmes	...
Avoidance of services due to stigma and discrimination	...

TRANSGENDER PEOPLE

Estimated size of population	...
HIV prevalence	...
Know their HIV status	...
Antiretroviral therapy coverage	...
Condom use	...
Coverage of HIV prevention programmes	...
Avoidance of services due to stigma and discrimination	...

PRISONERS

Estimated size of population	...
HIV prevalence	...
Antiretroviral therapy coverage	...
HIV prevention programmes in prisons (2016)	...
Condoms distributed	...
Clean needles distributed	...
Prisoners on opioid substitution therapy	...

Unless indicated otherwise, data are from the most recent survey available between 2011 and 2015. Financial data are currently being validated and may be revised. For updates, please see <http://aidsinfo.unaids.org>.

SRI LANKA

THE HIV EPIDEMIC

	2005	2010	2016
New HIV infections	<200 [<200–<500]	<500 [<200–<1000]	<1000 [<500–1100]
HIV incidence per 1000 population	<0.01 [<0.01–0.02]	0.02 [<0.01–0.03]	0.03 [0.01–0.05]
AIDS-related deaths	<100 [<100–<100]	<100 [<100–<200]	<200 [<100–<200]
People living with HIV	<1000 [<1000–1900]	1800 [1300–3200]	4000 [2700–6000]

90-90-90

	2016	
People living with HIV who:		
Know their HIV status	1900	47% [31%–68%]
Are on treatment	1,100	27% [18%–39%]
Adults on antiretroviral therapy	1000	26% [17%–38%]
Are virally suppressed

CHILDREN AND PREGNANT WOMEN

	2010	2016
New HIV infections—children
Antiretroviral therapy coverage — children
Coverage of pregnant women living with HIV accessing antiretroviral medicines

HIV COMORBIDITIES

Estimated number of incident TB cases among people living with HIV (2015)	<100 [<100–<100]
Proportion of people living with HIV with active TB in HIV care	5.8%
Cervical cancer screening of women living with HIV	...

HIV PREVENTION

Knowledge of HIV prevention among young people (15-24)	...
Condom use at last higher-risk sex (with a non-marital, non-cohabiting partner)	...
Males	...
Females	...
Women aged 15-49 who have their demand for family planning satisfied with modern methods	...
Men aged 15-49 who are circumcised	Not applicable
Male circumcisions performed according to national standards (2016)	Not applicable
People on PrEP (2016)	...

STIGMA AND DISCRIMINATION

People who report having discriminatory attitudes towards people living with HIV	...
--	-----

POLICIES AND REGULATIONS

	2016
Community delivery of treatment	No
Laws requiring parental consent for adolescents to access sexual and reproductive health services	No
TRIPS flexibilities incorporated in national legislation	No data available

Laws or policies restricting entry, stay and residence of people living with HIV	No
Criminalization of transmission of, nondisclosure of, or exposure to HIV	No
Recommended CD4 level for treatment initiation	TREAT ALL

HIV EXPENDITURE

	2013
Total expenditure	US\$ 1 226 938
Domestic public expenditure	US\$ 671 143
Domestic private expenditure	...
International expenditure	US\$ 555 795

KEY POPULATIONS

SEX WORKERS	
Estimated size of population	14 132
HIV prevalence	...
Know HIV status	...
Antiretroviral therapy coverage	...
Condom use	93.1%
Condoms distributed to sex workers enrolled in prevention programmes (2016)	...
Coverage of HIV prevention programmes	...
Avoidance of services due to stigma and discrimination	...

PEOPLE WHO INJECT DRUGS

Estimated size of population	423
HIV prevalence	...
Know their HIV status	...
Antiretroviral therapy coverage	...
Condom use	25.9%
Clean needle use at last injection	46.3%
Needles and syringes distributed per person who injects (2016)	...
Coverage of HIV prevention programmes	...
Coverage of opioid substitution therapy (2016)	...
Naloxone available (2016)	No
Safe injection rooms available (2016)	No
Avoidance of services due to stigma and discrimination	...

GAY MEN AND OTHER MEN WHO HAVE SEX WITH MEN

Estimated size of population	7 551
HIV prevalence	1.5%
Know their HIV status	...
Antiretroviral therapy coverage	...
Condom use	47.1%
Condoms distributed to men who have sex with men in prevention programmes (2016)	...
Coverage of HIV prevention programmes	...
Avoidance of services due to stigma and discrimination	...

TRANSGENDER PEOPLE

Estimated size of population	...
HIV prevalence	...
Know their HIV status	...
Antiretroviral therapy coverage	...
Condom use	...
Coverage of HIV prevention programmes	...
Avoidance of services due to stigma and discrimination	...

PRISONERS

Estimated size of population	...
HIV prevalence	...
Antiretroviral therapy coverage	...
HIV prevention programmes in prisons (2016)	...
Condoms distributed	...
Clean needles distributed	...
Prisoners on opioid substitution therapy	...

Unless indicated otherwise, data are from the most recent survey available between 2011 and 2015. Financial data are currently being validated and may be revised. For updates, please see <http://aidsinfo.unaids.org>.

THAILAND

THE HIV EPIDEMIC

	2005	2010	2016
New HIV infections	21 000 [19 000–23 000]	13 000 [12 000–14 000]	6400 [5800–7000]
HIV incidence per 1000 population	0.32 [0.29–0.35]	0.20 [0.18–0.22]	0.10 [0.09–0.11]
AIDS-related deaths	42 000 [35 000–51 000]	23 000 [14 000–35 000]	16 000 [10 000–23 000]
People living with HIV	560 000 [460 000–690 000]	510 000 [440 000–600 000]	450 000 [400 000–520 000]

90-90-90

People living with HIV who:	2016	
Know their HIV status	410 000	91% [79%→95%]
Are on treatment	310 000	69% [60%→79%]
Adults on antiretroviral therapy	304 000	68% [60%→79%]
Are virally suppressed	240 000	54% [47%→62%]

CHILDREN AND PREGNANT WOMEN

	2010	2016
New HIV infections—children	<500 [<500→<500]	<100 [<100→<100]
Antiretroviral therapy coverage — children	67% [56%–81%]	86% [71%→95%]
Coverage of pregnant women living with HIV accessing antiretroviral medicines	94% [78%→95%]	95% [78%→95%]

HIV COMORBIDITIES

Estimated number of incident TB cases among people living with HIV (2015)	15 000 [8000-25 000]
Proportion of people living with HIV with active TB in HIV care	...
Cervical cancer screening of women living with HIV	...

HIV PREVENTION

Knowledge of HIV prevention among young people (15-24)	...
Condom use at last higher-risk sex (with a non-marital, non-cohabiting partner)	...
Males	...
Females	...
Women aged 15-49 who have their demand for family planning satisfied with modern methods	...
Men aged 15-49 who are circumcised	Not applicable
Male circumcisions performed according to national standards (2016)	Not applicable
People on PrEP (2016)	...

STIGMA AND DISCRIMINATION

People who report having discriminatory attitudes towards people living with HIV	...
--	-----

POLICIES AND REGULATIONS

	2016
Community delivery of treatment	...
Laws requiring parental consent for adolescents to access sexual and reproductive health services	...
TRIPS flexibilities incorporated in national legislation	...

Laws or policies restricting entry, stay and residence of people living with HIV	...
Criminalization of transmission of, nondisclosure of, or exposure to HIV	...
Recommended CD4 level for treatment initiation	TREAT ALL

HIV EXPENDITURE

	2015
Total expenditure	US\$ 255 353 159
Domestic public expenditure	US\$ 219 052 405
Domestic private expenditure	...
International expenditure	US\$ 36 300 754

KEY POPULATIONS

SEX WORKERS

Estimated size of population	...
HIV prevalence	...
Know their HIV status	...
Antiretroviral therapy coverage	...
Condom use	...
Condoms distributed to sex workers enrolled in prevention programmes (2016)	...
Coverage of HIV prevention programmes	...
Avoidance of services due to stigma and discrimination	...

PEOPLE WHO INJECT DRUGS

Estimated size of population	...
HIV prevalence	19.02%
Know their HIV status	...
Antiretroviral therapy coverage	...
Condom use	47.2%
Clean needle use at last injection	84.88%
Needles and syringes distributed per person who injects (2016)	...
Coverage of HIV prevention programmes	...
Coverage of opioid substitution therapy (2016)	...
Naloxone available (2016)	...
Safe injection rooms available (2016)	...
Avoidance of services due to stigma and discrimination	...

GAY MEN AND OTHER MEN WHO HAVE SEX WITH MEN

Estimated size of population	...
HIV prevalence	9.15%
Know their HIV status	...
Antiretroviral therapy coverage	...
Condom use	82.1%
Condoms distributed to men who have sex with men in prevention programmes (2016)	...
Coverage of HIV prevention programmes	...
Avoidance of services due to stigma and discrimination	...

TRANSGENDER PEOPLE

Estimated size of population	...
HIV prevalence	...
Know their HIV status	...
Antiretroviral therapy coverage	...
Condom use	...
Coverage of HIV prevention programmes	...
Avoidance of services due to stigma and discrimination	...

PRISONERS

Estimated size of population	...
HIV prevalence	...
Antiretroviral therapy coverage	...
HIV prevention programmes in prisons (2016)	...
Condoms distributed	...
Clean needles distributed	...
Prisoners on opioid substitution therapy	...

Unless indicated otherwise, data are from the most recent survey available between 2011 and 2015. Financial data are currently being validated and may be revised. For updates, please see <http://aidsinfo.unaids.org>.

TONGA

THE HIV EPIDEMIC

	2005	2010	2016
New HIV infections
HIV incidence per 1000 population
AIDS-related deaths
People living with HIV

90-90-90

People living with HIV who:	2016	
Know their HIV status
Are on treatment
Adults on antiretroviral therapy
Are virally suppressed

CHILDREN AND PREGNANT WOMEN

	2010	2016
New HIV infections—children
Antiretroviral therapy coverage — children
Coverage of pregnant women living with HIV accessing antiretroviral medicines

HIV COMORBIDITIES

Estimated number of incident TB cases among people living with HIV (2015)	<100 [<100-<100]
Proportion of people living with HIV with active TB in HIV care	...
Cervical cancer screening of women living with HIV	...

HIV PREVENTION

Knowledge of HIV prevention among young people (15-24)	...
Condom use at last higher-risk sex (with a non-marital, non-cohabiting partner)	...
Males	...
Females	...
Women aged 15-49 who have their demand for family planning satisfied with modern methods	...
Men aged 15-49 who are circumcised	Not applicable
Male circumcisions performed according to national standards (2016)	Not applicable
People on PrEP (2016)	...

STIGMA AND DISCRIMINATION

People who report having discriminatory attitudes towards people living with HIV	...
--	-----

POLICIES AND REGULATIONS

	2016
Community delivery of treatment	No
Laws requiring parental consent for adolescents to access sexual and reproductive health services	Yes, <16 years
TRIPS flexibilities incorporated in national legislation	No

Laws or policies restricting entry, stay and residence of people living with HIV	No
Criminalization of transmission of, nondisclosure of, or exposure to HIV	Yes
Recommended CD4 level for treatment initiation	TREAT ALL

HIV EXPENDITURE

	2015
Total expenditure	US\$ 118 391
Domestic public expenditure	US\$ 53 246
Domestic private expenditure	US\$ 55 003
International expenditure	US\$ 10 142

KEY POPULATIONS

SEX WORKERS	
Estimated size of population	1 000
HIV prevalence	...
Know their HIV status	...
Antiretroviral therapy coverage	...
Condom use	...
Condoms distributed to sex workers enrolled in prevention programmes (2016)	...
Coverage of HIV prevention programmes	...
Avoidance of services due to stigma and discrimination	...

PEOPLE WHO INJECT DRUGS

Estimated size of population	...
HIV prevalence	...
Know their HIV status	...
Antiretroviral therapy coverage	...
Condom use	...
Clean needle use at last injection	...
Needles and syringes distributed per person who injects (2016)	...
Coverage of HIV prevention programmes	...
Coverage of opioid substitution therapy (2016)	...
Naloxone available (2016)	No
Safe injection rooms available (2016)	No
Avoidance of services due to stigma and discrimination	...

GAY MEN AND OTHER MEN WHO HAVE SEX WITH MEN

Estimated size of population	...
HIV prevalence	...
Know their HIV status	...
Antiretroviral therapy coverage	...
Condom use	...
Condoms distributed to men who have sex with men in prevention programmes (2016)	...
Coverage of HIV prevention programmes	...
Avoidance of services due to stigma and discrimination	...

TRANSGENDER PEOPLE

Estimated size of population	400
HIV prevalence	3.3%
Know their HIV status	...
Antiretroviral therapy coverage	...
Condom use	77.6%
Coverage of HIV prevention programmes	...
Avoidance of services due to stigma and discrimination	...

PRISONERS

Estimated size of population	...
HIV prevalence	...
Antiretroviral therapy coverage	...
HIV prevention programmes in prisons (2016)	...
Condoms distributed	...
Clean needles distributed	...
Prisoners on opioid substitution therapy	...

Unless indicated otherwise, data are from the most recent survey available between 2011 and 2015. Financial data are currently being validated and may be revised. For updates, please see <http://aidsinfo.unaids.org>.

TUVALU

THE HIV EPIDEMIC

	2005	2010	2016
New HIV infections
HIV incidence per 1000 population
AIDS-related deaths
People living with HIV

90-90-90

	2016	
People living with HIV who: Know their HIV status
Are on treatment
Adults on antiretroviral therapy
Are virally suppressed

CHILDREN AND PREGNANT WOMEN

	2010	2016
New HIV infections—children
Antiretroviral therapy coverage — children
Coverage of pregnant women living with HIV accessing antiretroviral medicines

HIV COMORBIDITIES

Estimated number of incident TB cases among people living with HIV (2015)	<100 [<100-<100]
Proportion of people living with HIV with active TB in HIV care	...
Cervical cancer screening of women living with HIV	...

HIV PREVENTION

Knowledge of HIV prevention among young people (15-24)	...
Condom use at last higher-risk sex (with a non-marital, non-cohabiting partner)	...
Males	...
Females	...
Women aged 15-49 who have their demand for family planning satisfied with modern methods	...
Men aged 15-49 who are circumcised	Not applicable
Male circumcisions performed according to national standards (2016)	Not applicable
People on PrEP (2016)	...

STIGMA AND DISCRIMINATION

People who report having discriminatory attitudes towards people living with HIV	...
--	-----

POLICIES AND REGULATIONS

	2016
Community delivery of treatment	No
Laws requiring parental consent for adolescents to access sexual and reproductive health services	Yes, <16 years
TRIPS flexibilities incorporated in national legislation	No data available

Laws or policies restricting entry, stay and residence of people living with HIV	No
Criminalization of transmission of, nondisclosure of, or exposure to HIV	No
Recommended CD4 level for treatment initiation	TREAT ALL

HIV EXPENDITURE

	2013
Total expenditure	US\$ 34 455
Domestic public expenditure	US\$ 10 000
Domestic private expenditure	...
International expenditure	US\$ 24 455

KEY POPULATIONS

SEX WORKERS	
Estimated size of population	10
HIV prevalence	...
Know HIV status	...
Antiretroviral therapy coverage	...
Condom use	...
Condoms distributed to sex workers enrolled in prevention programmes (2016)	...
Coverage of HIV prevention programmes	...
Avoidance of services due to stigma and discrimination	...

PEOPLE WHO INJECT DRUGS

Estimated size of population	...
HIV prevalence	...
Know their HIV status	...
Antiretroviral therapy coverage	...
Condom use	...
Clean needle use at last injection	...
Needles and syringes distributed per person who injects (2016)	...
Coverage of HIV prevention programmes	...
Coverage of opioid substitution therapy (2016)	...
Naloxone available (2016)	No
Safe injection rooms available (2016)	No
Avoidance of services due to stigma and discrimination	...

GAY MEN AND OTHER MEN WHO HAVE SEX WITH MEN

Estimated size of population	300
HIV prevalence	...
Know their HIV status	...
Antiretroviral therapy coverage	...
Condom use	62.5%
Condoms distributed to men who have sex with men in prevention programmes (2016)	...
Coverage of HIV prevention programmes	...
Avoidance of services due to stigma and discrimination	...

TRANSGENDER PEOPLE

Estimated size of population	40
HIV prevalence	...
Know their HIV status	...
Antiretroviral therapy coverage	...
Condom use	...
Coverage of HIV prevention programmes	...
Avoidance of services due to stigma and discrimination	...

PRISONERS

Estimated size of population	...
HIV prevalence	...
Antiretroviral therapy coverage	...
HIV prevention programmes in prisons (2016)	...
Condoms distributed	...
Clean needles distributed	...
Prisoners on opioid substitution therapy	...

Unless indicated otherwise, data are from the most recent survey available between 2011 and 2015. Financial data are currently being validated and may be revised. For updates, please see <http://aidsinfo.unaids.org>.

VANUATU

THE HIV EPIDEMIC

	2005	2010	2016
New HIV infections
HIV incidence per 1000 population
AIDS-related deaths
People living with HIV

90-90-90

People living with HIV who:	2016	
Know their HIV status
Are on treatment
Adults on antiretroviral therapy
Are virally suppressed

CHILDREN AND PREGNANT WOMEN

	2010	2016
New HIV infections—children
Antiretroviral therapy coverage — children
Coverage of pregnant women living with HIV accessing antiretroviral medicines

HIV COMORBIDITIES

Estimated number of incident TB cases among people living with HIV (2015)	...
Proportion of people living with HIV with active TB in HIV care	...
Cervical cancer screening of women living with HIV	...

HIV PREVENTION

Knowledge of HIV prevention among young people (15-24)	...
Condom use at last higher-risk sex (with a non-marital, non-cohabiting partner)	...
Males	...
Females	...
Women aged 15-49 who have their demand for family planning satisfied with modern methods	...
Men aged 15-49 who are circumcised	Not applicable
Male circumcisions performed according to national standards (2016)	Not applicable
People on PrEP (2016)	...

STIGMA AND DISCRIMINATION

People who report having discriminatory attitudes towards people living with HIV	...
--	-----

POLICIES AND REGULATIONS

	2016
Community delivery of treatment	Yes
Laws requiring parental consent for adolescents to access sexual and reproductive health services	No
TRIPS flexibilities incorporated in national legislation	No

Laws or policies restricting entry, stay and residence of people living with HIV	Yes
Criminalization of transmission of, nondisclosure of, or exposure to HIV	No*
Recommended CD4 level for treatment initiation	TREAT ALL

HIV EXPENDITURE

	2016
Total expenditure	US\$ 86 588
Domestic public expenditure	...
Domestic private expenditure	...
International expenditure	US\$ 86 588

KEY POPULATIONS

SEX WORKERS

Estimated size of population	2 000
HIV prevalence	...
Know their HIV status	...
Antiretroviral therapy coverage	...
Condom use	...
Condoms distributed to sex workers enrolled in prevention programmes (2016)	32
Coverage of HIV prevention programmes	...
Avoidance of services due to stigma and discrimination	...

PEOPLE WHO INJECT DRUGS

Estimated size of population	...
HIV prevalence	...
Know their HIV status	...
Antiretroviral therapy coverage	...
Condom use	...
Clean needle use at last injection	...
Needles and syringes distributed per person who injects (2016)	...
Coverage of HIV prevention programmes	...
Coverage of opioid substitution therapy (2016)	...
Naloxone available (2016)	...
Safe injection rooms available (2016)	No
Avoidance of services due to stigma and discrimination	...

GAY MEN AND OTHER MEN WHO HAVE SEX WITH MEN

Estimated size of population	600
HIV prevalence	...
Know their HIV status	...
Antiretroviral therapy coverage	...
Condom use	...
Condoms distributed to men who have sex with men in prevention programmes (2016)	15
Coverage of HIV prevention programmes	...
Avoidance of services due to stigma and discrimination	...

TRANSGENDER PEOPLE

Estimated size of population	...
HIV prevalence	...
Know their HIV status	...
Antiretroviral therapy coverage	...
Condom use	...
Coverage of HIV prevention programmes	...
Avoidance of services due to stigma and discrimination	...

PRISONERS

Estimated size of population	...
HIV prevalence	...
Antiretroviral therapy coverage	...
HIV prevention programmes in prisons (2016)	...
Condoms distributed	...
Clean needles distributed	...
Prisoners on opioid substitution therapy	...

Unless indicated otherwise, data are from the most recent survey available between 2011 and 2015. Financial data are currently being validated and may be revised. For updates, please see <http://aidsinfo.unaids.org>.
* No, but prosecutions exist based on general criminal laws.

VIET NAM

THE HIV EPIDEMIC

	2005	2010	2016
New HIV infections	24 000 [22 000–26 000]	17 000 [16 000–19 000]	11 000 [10 000–12 000]
HIV incidence per 1000 population	0.28 [0.26–0.31]	0.19 [0.17–0.21]	0.12 [0.11–0.13]
AIDS-related deaths	10 000 [8200–12 000]	8600 [7100–10 000]	8000 [6100–10 000]
People living with HIV	190 000 [170 000–220 000]	230 000 [200 000–270 000]	250 000 [220 000–290 000]

90-90-90

People living with HIV who:	2016	
Know their HIV status	170 000	70% [61%–79%]
Are on treatment	120 000	47% [41%–53%]
Adults on antiretroviral therapy	111 000	46% [40%–52%]
Are virally suppressed	84 000	34% [30%–38%]

CHILDREN AND PREGNANT WOMEN

	2010	2016
New HIV infections—children	<1000 [<500–<1000]	<500 [<200–<1000]
Antiretroviral therapy coverage — children	59% [50%–67%]	84% [69%–95%]
Coverage of pregnant women living with HIV accessing antiretroviral medicines	44% [36%–53%]	66% [55%–77%]

HIV COMORBIDITIES

Estimated number of incident TB cases among people living with HIV (2015)	5500 [3500–7900]
Proportion of people living with HIV with active TB in HIV care	...
Cervical cancer screening of women living with HIV	...

HIV PREVENTION

Knowledge of HIV prevention among young people (15–24)	46.2%
Condom use at last higher-risk sex (with a non-marital, non-cohabiting partner)	
Males	...
Females	...
Women aged 15–49 who have their demand for family planning satisfied with modern methods	...
Men aged 15–49 who are circumcised	Not applicable
Male circumcisions performed according to national standards (2016)	Not applicable
People on PrEP (2016)	...

STIGMA AND DISCRIMINATION

People who report having discriminatory attitudes towards people living with HIV	...
--	-----

POLICIES AND REGULATIONS

	2016
Community delivery of treatment	...
Laws requiring parental consent for adolescents to access sexual and reproductive health services	...
TRIPS flexibilities incorporated in national legislation	...

Laws or policies restricting entry, stay and residence of people living with HIV	...
Criminalization of transmission of, nondisclosure of, or exposure to HIV	...
Recommended CD4 level for treatment initiation	≤350 cells/mm3

HIV EXPENDITURE

	2012
Total expenditure	US\$ 95 446 487
Domestic public expenditure	US\$ 30 327 094
Domestic private expenditure	...
International expenditure	US\$ 65 119 393

KEY POPULATIONS

SEX WORKERS

Estimated size of population	...
HIV prevalence	2.7%
Know HIV status	43.3%
Antiretroviral therapy coverage	1.9%
Condom use	84.15%
Condoms distributed to sex workers enrolled in prevention programmes (2016)	462
Coverage of HIV prevention programmes	32.06%
Avoidance of services due to stigma and discrimination	...

PEOPLE WHO INJECT DRUGS

Estimated size of population	...
HIV prevalence	11%
Know their HIV status	52.62%
Antiretroviral therapy coverage	4.99%
Condom use	36.5%
Clean needle use at last injection	95.6%
Needles and syringes distributed per person who injects (2016)	148
Coverage of HIV prevention programmes	28.2%
Coverage of opioid substitution therapy (2016)	22.19%
Naloxone available (2016)	...
Safe injection rooms available (2016)	...
Avoidance of services due to stigma and discrimination	...

GAY MEN AND OTHER MEN WHO HAVE SEX WITH MEN

Estimated size of population	...
HIV prevalence	8.2%
Know their HIV status	63.9%
Antiretroviral therapy coverage	8.99%
Condom use	57.25%
Condoms distributed to men who have sex with men in prevention programmes (2016)	...
Coverage of HIV prevention programmes	13.82%
Avoidance of services due to stigma and discrimination	...

TRANSGENDER PEOPLE

Estimated size of population	...
HIV prevalence	...
Know their HIV status	...
Antiretroviral therapy coverage	...
Condom use	...
Coverage of HIV prevention programmes	...
Avoidance of services due to stigma and discrimination	...

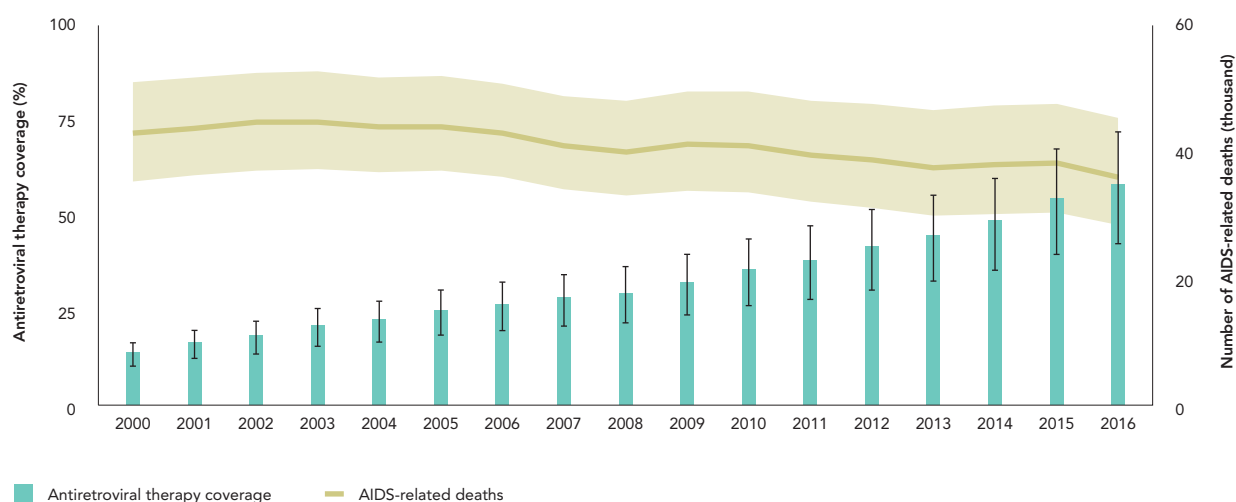
PRISONERS

Estimated size of population	...
HIV prevalence	...
Antiretroviral therapy coverage	...
HIV prevention programmes in prisons (2016)	
Condoms distributed	...
Clean needles distributed	...
Prisoners on opioid substitution therapy	...

Unless indicated otherwise, data are from the most recent survey available between 2011 and 2015. Financial data are currently being validated and may be revised. For updates, please see <http://aidsinfo.unaids.org>.

LATIN AMERICA OVERVIEW

AIDS-RELATED DEATHS DECLINING IN LATIN AMERICA DESPITE WORRYING INCREASES IN SOME COUNTRIES

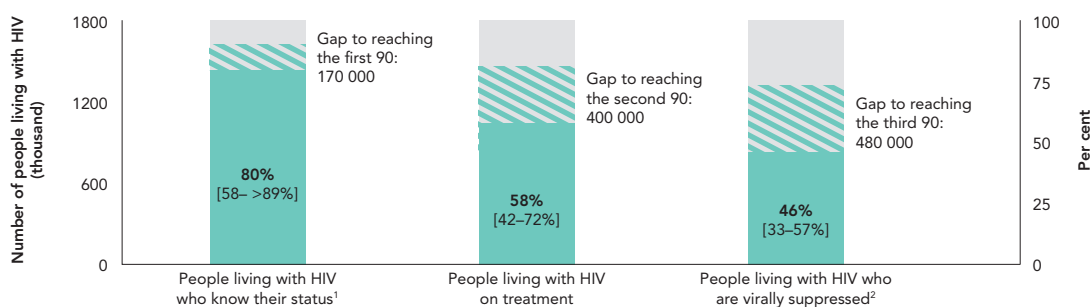


ANTIRETROVIRAL THERAPY COVERAGE AND NUMBER OF AIDS-RELATED DEATHS, LATIN AMERICA, 2000–2016

Relatively high and rising HIV treatment coverage has played a primary role in reducing AIDS-related mortality by about 12%, from an estimated 43 000 [35 000–51 000] in 2000 to 36 000 [28 000–45 000] in 2016. The bulk of the decline was achieved in Peru, Honduras and Colombia, where AIDS-related deaths declined by 62%, 58% and 45%, respectively. AIDS-related death rates were still rising in a number of countries, notably Bolivia (Plurinational State of), Guatemala, Paraguay and Uruguay.

Source: 2017 Global AIDS Monitoring. UNAIDS 2017 estimates.

HIV TESTING AND TREATMENT CASCADE IN LATIN AMERICA



KNOWLEDGE OF HIV STATUS, ANTIRETROVIRAL THERAPY COVERAGE AND VIRAL SUPPRESSION AMONG PEOPLE LIVING WITH HIV, LATIN AMERICA, 2016

Source: UNAIDS special analysis, 2017; see annex on methods for more details.

¹ 2016 measure derived from data reported by 14 countries, which accounted for 87% of people living with HIV in Latin America.

² 2016 measure derived from data reported by 14 countries. Regionally, 87% of all people on antiretroviral therapy were reported to have received a viral load test during the reporting period.

MORE RESOURCES NEEDED TO REACH FAST-TRACK TARGETS

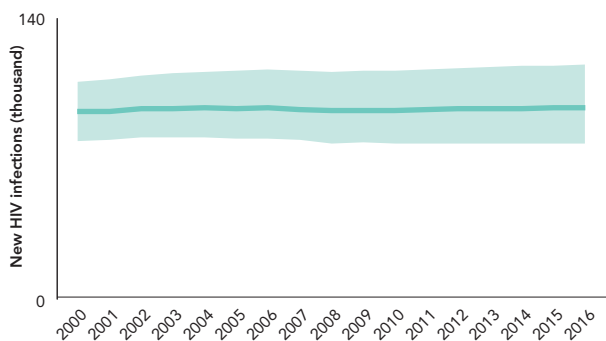


HIV RESOURCE AVAILABILITY BY SOURCE, 2006–2016, AND PROJECTED RESOURCE NEEDS BY 2020, LATIN AMERICA

Source: UNAIDS estimates on HIV resource availability, June 2017. Fast-Track update on investments needed in the AIDS response, 2016–2030. Geneva: UNAIDS; 2016. Financing the response to low- and middle-income countries: international assistance from donor governments in 2016. The Henry J. Kaiser Family Foundation and UNAIDS (in press). GAM/GARPR reports (2005–2017). Philanthropic support to address HIV/AIDS in 2015. Washington, DC: Funders Concerned about AIDS; 2016.

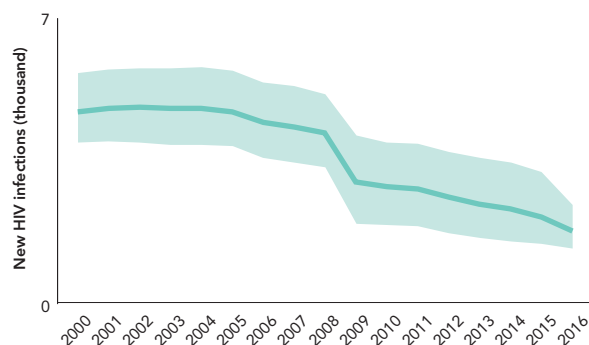
*Estimates for low- and middle-income countries per 2015 World Bank income level classification. All figures are expressed in constant 2016 US dollars.

STABLE REGIONAL TREND IN NEW INFECTIONS HIDES DIFFERENCES AMONG COUNTRIES



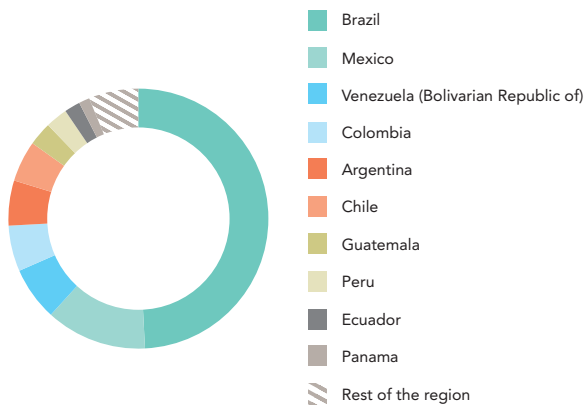
NUMBER OF NEW HIV INFECTIONS, ADULTS AGED (15 YEARS AND OLDER), LATIN AMERICA, 2010–2016

Source: UNAIDS 2017 estimates.



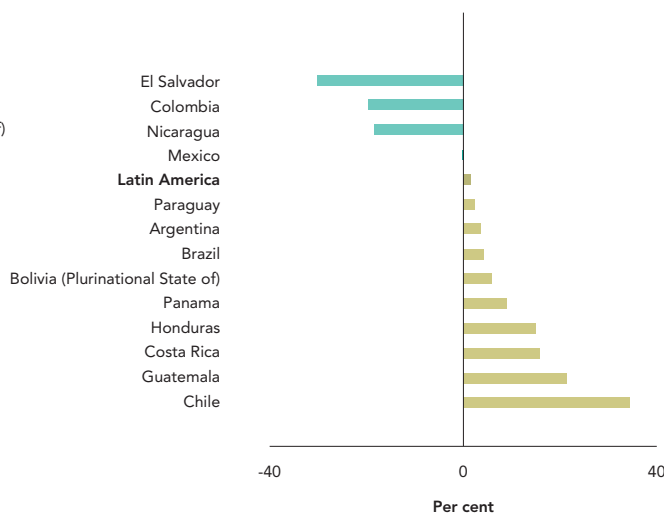
NUMBER OF NEW HIV INFECTIONS, CHILDREN (AGED 0–14 YEARS), LATIN AMERICA, 2010–2016

Source: UNAIDS 2017 estimates.



DISTRIBUTION OF NEW HIV INFECTIONS, BY COUNTRY, LATIN AMERICA, 2016

Source: UNAIDS 2017 estimates.



PERCENT CHANGE IN NEW HIV INFECTIONS, BY COUNTRY, LATIN AMERICA, FROM 2010 TO 2016

Source: UNAIDS 2017 estimates.

ARGENTINA

THE HIV EPIDEMIC

	2005	2010	2016
New HIV infections	5300 [4600–5800]	5300 [4600–5900]	5500 [4700–6100]
HIV incidence per 1000 population	0.14 [0.12–0.15]	0.13 [0.11–0.15]	0.13 [0.11–0.14]
AIDS-related deaths	2000 [1600–2400]	2000 [1600–2500]	2400 [1800–2900]
People living with HIV	86 000 [77 000–96 000]	100 000 [91 000–110 000]	120 000 [110 000–130 000]

90-90-90

People living with HIV who:	2016	
Know their HIV status	92 000	79% [72%–86%]
Are on treatment	75 000	64% [58%–70%]
Adults on antiretroviral therapy	73 900	64% [58%–70%]
Are virally suppressed	58 000	50% [45%–55%]

CHILDREN AND PREGNANT WOMEN

	2010	2016
New HIV infections—children	<100 [<100–<100]	<100 [<100–<100]
Antiretroviral therapy coverage — children	>95% [>95%→95%]	>95% [>95%→95%]
Coverage of pregnant women living with HIV accessing antiretroviral medicines	90% [79%→95%]	91% [79%→95%]

HIV COMORBIDITIES

Estimated number of incident TB cases among people living with HIV (2015)	<1000 [<1000–<1000]
Proportion of people living with HIV with active TB in HIV care	...
Cervical cancer screening of women living with HIV	...

HIV PREVENTION

Knowledge of HIV prevention among young people (15-24)	...
Condom use at last higher-risk sex (with a non-marital, non-cohabiting partner)	...
Males	...
Females	...
Women aged 15-49 who have their demand for family planning satisfied with modern methods	...
Men aged 15-49 who are circumcised	Not applicable
Male circumcisions performed according to national standards (2016)	Not applicable
People on PrEP (2016)	...

STIGMA AND DISCRIMINATION

People who report having discriminatory attitudes towards people living with HIV	...
--	-----

POLICIES AND REGULATIONS

	2016
Community delivery of treatment	No
Laws requiring parental consent for adolescents to access sexual and reproductive health services	Yes, <14 years
TRIPS flexibilities incorporated in national legislation	No data available

Laws or policies restricting entry, stay and residence of people living with HIV	No
Criminalization of transmission of, nondisclosure of, or exposure to HIV	No
Recommended CD4 level for treatment initiation	TREAT ALL

HIV EXPENDITURE

	2012
Total expenditure	US\$ 179 007 273
Domestic public expenditure	US\$ 178 870 021
Domestic private expenditure	...
International expenditure	US\$ 137 252

KEY POPULATIONS

SEX WORKERS

Estimated size of population	...
HIV prevalence	...
Know HIV status	...
Antiretroviral therapy coverage	...
Condom use	...
Condoms distributed to sex workers enrolled in prevention programmes (2016)	...
Coverage of HIV prevention programmes	...
Avoidance of services due to stigma and discrimination	...

PEOPLE WHO INJECT DRUGS

Estimated size of population	...
HIV prevalence	...
Know their HIV status	...
Antiretroviral therapy coverage	...
Condom use	...
Clean needle use at last injection	...
Needles and syringes distributed per person who injects (2016)	...
Coverage of HIV prevention programmes	...
Coverage of opioid substitution therapy (2016)	...
Naloxone available (2016)	No
Safe injection rooms available (2016)	No
Avoidance of services due to stigma and discrimination	...

GAY MEN AND OTHER MEN WHO HAVE SEX WITH MEN

Estimated size of population	...
HIV prevalence	11.4%
Know their HIV status	...
Antiretroviral therapy coverage	...
Condom use	...
Condoms distributed to men who have sex with men in prevention programmes (2016)	...
Coverage of HIV prevention programmes	...
Avoidance of services due to stigma and discrimination	...

TRANSGENDER PEOPLE

Estimated size of population	...
HIV prevalence	...
Know their HIV status	...
Antiretroviral therapy coverage	...
Condom use	...
Coverage of HIV prevention programmes	...
Avoidance of services due to stigma and discrimination	...

PRISONERS

Estimated size of population	...
HIV prevalence	2.9%
Antiretroviral therapy coverage	87.4%
HIV prevention programmes in prisons (2016)	...
Condoms distributed	1 241 000
Clean needles distributed	...
Prisoners on opioid substitution therapy	...

Unless indicated otherwise, data are from the most recent survey available between 2011 and 2015. Financial data are currently being validated and may be revised. For updates, please see <http://aidsinfo.unaids.org>.

BOLIVIA (PLURINATIONAL STATE OF)

THE HIV EPIDEMIC

	2005	2010	2016
New HIV infections	1900 [1300–2800]	1100 [<1000–1600]	1100 [<1000–1600]
HIV incidence per 1000 population	0.21 [0.11–0.2]	0.11 [0.15–0.29]	0.10 [0.14–0.46]
AIDS-related deaths	<1000 [<1000–1100]	1100 [<1000–1500]	<1000 [<1000–1200]
People living with HIV	18 000 [13 000–23 000]	19 000 [14 000–26 000]	19 000 [13 000–25 000]

90-90-90

People living with HIV who:	2016	
Know their HIV status	14 000	73% [73%–95%]
Are on treatment	6,400	35% [25%–47%]
Adults on antiretroviral therapy	6200	24% [25%–47%]
Are virally suppressed	4,600	25% [25%–47%]

CHILDREN AND PREGNANT WOMEN

	2010	2016
New HIV infections—children	<100 [<100–<200]	<100 [<100–<100]
Antiretroviral therapy coverage — children	14% [7%–13%]	43% [29%–61%]
Coverage of pregnant women living with HIV accessing antiretroviral medicines	40% [31%–51%]	68% [49%–95%]

HIV COMORBIDITIES

Estimated number of incident TB cases among people living with HIV (2015)	<1000 [<500–<1000]
Proportion of people living with HIV with active TB in HIV care	...
Cervical cancer screening of women living with HIV	...

HIV PREVENTION

Knowledge of HIV prevention among young people (15–24)	23.7%
Condom use at last higher-risk sex (with a non-marital, non-cohabiting partner)	
Males	35.6%
Females	20.1%
Women aged 15–49 who have their demand for family planning satisfied with modern methods	...
Men aged 15–49 who are circumcised	Not applicable
Male circumcisions performed according to national standards (2016)	Not applicable
People on PrEP (2016)	...

STIGMA AND DISCRIMINATION

People who report having discriminatory attitudes towards people living with HIV	...
--	-----

POLICIES AND REGULATIONS

	2016
Community delivery of treatment	No
Laws requiring parental consent for adolescents to access sexual and reproductive health services	No
TRIPS flexibilities incorporated in national legislation	No

Laws or policies restricting entry, stay and residence of people living with HIV	No
Criminalization of transmission of, nondisclosure of, or exposure to HIV	Yes
Recommended CD4 level for treatment initiation	TREAT ALL

HIV EXPENDITURE

	2015
Total expenditure	US\$ 16 424 614
Domestic public expenditure	US\$ 9 034 775
Domestic private expenditure	US\$ 304 140
International expenditure	US\$ 7 085 699

KEY POPULATIONS

SEX WORKERS

Estimated size of population	...
HIV prevalence	4.3%
Know HIV status	...
Antiretroviral therapy coverage	...
Condom use	...
Condoms distributed to sex workers enrolled in prevention programmes (2016)	...
Coverage of HIV prevention programmes	...
Avoidance of services due to stigma and discrimination	...

PEOPLE WHO INJECT DRUGS

Estimated size of population	...
HIV prevalence	...
Know their HIV status	...
Antiretroviral therapy coverage	...
Condom use	...
Clean needle use at last injection	...
Needles and syringes distributed per person who injects (2016)	...
Coverage of HIV prevention programmes	...
Coverage of opioid substitution therapy (2016)	...
Naloxone available (2016)	No
Safe injection rooms available (2016)	No
Avoidance of services due to stigma and discrimination	...

GAY MEN AND OTHER MEN WHO HAVE SEX WITH MEN

Estimated size of population	...
HIV prevalence	...
Know their HIV status	...
Antiretroviral therapy coverage	...
Condom use	...
Condoms distributed to men who have sex with men in prevention programmes (2016)	...
Coverage of HIV prevention programmes	...
Avoidance of services due to stigma and discrimination	...

TRANSGENDER PEOPLE

Estimated size of population	...
HIV prevalence	...
Know their HIV status	...
Antiretroviral therapy coverage	...
Condom use	...
Coverage of HIV prevention programmes	...
Avoidance of services due to stigma and discrimination	...

PRISONERS

Estimated size of population	...
HIV prevalence	...
Antiretroviral therapy coverage	...
HIV prevention programmes in prisons (2016)	...
Condoms distributed	...
Clean needles distributed	...
Prisoners on opioid substitution therapy	...

Unless indicated otherwise, data are from the most recent survey available between 2011 and 2015. Financial data are currently being validated and may be revised. For updates, please see <http://aidsinfo.unaids.org>.

BRAZIL

THE HIV EPIDEMIC

	2005	2010	2016
New HIV infections	46 000 [34 000–60 000]	47 000 [34 000–62 000]	48 000 [35 000–64 000]
HIV incidence per 1000 population	0.25 [0.18–0.33]	0.24 [0.18–0.32]	0.24 [0.17–0.32]
AIDS-related deaths	14 000 [10 000–18 000]	14 000 [9900–19 000]	14 000 [9700–19 000]
People living with HIV	490 000 [370 000–640 000]	640 000 [480 000–840 000]	830 000 [610 000–1 100 000]

90-90-90

People living with HIV who:	2016	
Know their HIV status
Are on treatment	490 000	60% [44%–78%]
Adults on antiretroviral therapy	490 000	60% [44%–79%]
Are virally suppressed	450 000	54% [40%–70%]

CHILDREN AND PREGNANT WOMEN

	2010	2016
New HIV infections—children	1200 [<500–2100]	<1000 [<500–1100]
Antiretroviral therapy coverage — children	42% [33%–54%]	37% [28%–49%]
Coverage of pregnant women living with HIV accessing antiretroviral medicines	56% [41%–73%]	89% [65%–95%]

HIV COMORBIDITIES

Estimated number of incident TB cases among people living with HIV (2015)	13 000 [11 000–15 000]
Proportion of people living with HIV with active TB in HIV care	...
Cervical cancer screening of women living with HIV	...

HIV PREVENTION

Knowledge of HIV prevention among young people (15–24)	...
Condom use at last higher-risk sex (with a non-marital, non-cohabiting partner)	...
Males	...
Females	...
Women aged 15–49 who have their demand for family planning satisfied with modern methods	...
Men aged 15–49 who are circumcised	Not applicable
Male circumcisions performed according to national standards (2016)	Not applicable
People on PrEP (2016)	...

STIGMA AND DISCRIMINATION

People who report having discriminatory attitudes towards people living with HIV	...
--	-----

POLICIES AND REGULATIONS

	2016
Community delivery of treatment	No
Laws requiring parental consent for adolescents to access sexual and reproductive health services	No
TRIPS flexibilities incorporated in national legislation	Yes

Laws or policies restricting entry, stay and residence of people living with HIV	No
Criminalization of transmission of, nondisclosure of, or exposure to HIV	No
Recommended CD4 level for treatment initiation	TREAT ALL

HIV EXPENDITURE

	2015
Total expenditure	US\$ 793 595 982
Domestic public expenditure	US\$ 793 595 982
Domestic private expenditure	...
International expenditure	...

KEY POPULATIONS

SEX WORKERS	
Estimated size of population	546 848
HIV prevalence	5.3%
Know HIV status	52.3%
Antiretroviral therapy coverage	...
Condom use	...
Condoms distributed to sex workers enrolled in prevention programmes (2016)	...
Coverage of HIV prevention programmes	22.4%
Avoidance of HIV testing due to stigma and discrimination	12.1%

PEOPLE WHO INJECT DRUGS

Estimated size of population	...
HIV prevalence	...
Know their HIV status	...
Antiretroviral therapy coverage	...
Condom use	...
Clean needle use at last injection	...
Needles and syringes distributed per person who injects (2016)	...
Coverage of HIV prevention programmes	...
Coverage of opioid substitution therapy (2016)	...
Naloxone available (2016)	No
Safe injection rooms available (2016)	No
Avoidance of HIV testing due to stigma and discrimination	...

GAY MEN AND OTHER MEN WHO HAVE SEX WITH MEN

Estimated size of population	2 037 741
HIV prevalence	...
Know their HIV status	...
Antiretroviral therapy coverage	...
Condom use	...
Condoms distributed to men who have sex with men in prevention programmes (2016)	...
Coverage of HIV prevention programmes	...
Avoidance of HIV testing due to stigma and discrimination	...

TRANSGENDER PEOPLE

Estimated size of population	...
HIV prevalence	...
Know their HIV status	...
Antiretroviral therapy coverage	...
Condom use	...
Coverage of HIV prevention programmes	...
Avoidance of HIV testing due to stigma and discrimination	...

PRISONERS

Estimated size of population	...
HIV prevalence	...
Antiretroviral therapy coverage	...
HIV prevention programmes in prisons (2016)	...
Condoms distributed	...
Clean needles distributed	...
Prisoners on opioid substitution therapy	...

Unless indicated otherwise, data are from the most recent survey available between 2011 and 2015. Financial data are currently being validated and may be revised. For updates, please see <http://aidsinfo.unaids.org>.

CHILE

THE HIV EPIDEMIC

	2005	2010	2016
New HIV infections	2800 [2500–3100]	3700 [3200–4100]	5000 [4200–5500]
HIV incidence per 1000 population	0.18 [0.16–0.2]	0.22 [0.19–0.25]	0.28 [0.24–0.31]
AIDS-related deaths
People living with HIV	28 000 [25 000–31 000]	41 000 [37 000–46 000]	61 000 [55 000–68 000]

90-90-90

People living with HIV who:	2016	
Know their HIV status	43 000	69% [62%–77%]
Are on treatment	33 000	53% [48%–59%]
Adults on antiretroviral therapy	32 600	53% [48%–59%]
Are virally suppressed	30 000	48% [43%–53%]

CHILDREN AND PREGNANT WOMEN

	2010	2016
New HIV infections—children	<100 [<100–<100]	<100 [<100–<200]
Antiretroviral therapy coverage — children	50% [45%–55%]	35% [30%–39%]
Coverage of pregnant women living with HIV accessing antiretroviral medicines	38% [34%–42%]	38% [34%–42%]

HIV COMORBIDITIES

Estimated number of incident TB cases among people living with HIV (2015)	<200 [<200–<200]
Proportion of people living with HIV with active TB in HIV care	3%
Cervical cancer screening of women living with HIV	...

HIV PREVENTION

Knowledge of HIV prevention among young people (15-24)	...
Condom use at last higher-risk sex (with a non-marital, non-cohabiting partner)	...
Males	...
Females	...
Women aged 15-49 who have their demand for family planning satisfied with modern methods	...
Men aged 15-49 who are circumcised	Not applicable
Male circumcisions performed according to national standards (2016)	Not applicable
People on PrEP (2016)	...

STIGMA AND DISCRIMINATION

People who report having discriminatory attitudes towards people living with HIV	...
--	-----

POLICIES AND REGULATIONS

	2016
Community delivery of treatment	No
Laws requiring parental consent for adolescents to access sexual and reproductive health services	Yes, <14 years
TRIPS flexibilities incorporated in national legislation	Yes

Laws or policies restricting entry, stay and residence of people living with HIV	No
Criminalization of transmission of, nondisclosure of, or exposure to HIV	No
Recommended CD4 level for treatment initiation	≤350 cells/mm3

HIV EXPENDITURE

	2015
Total expenditure	US\$ 172 772 050
Domestic public expenditure	US\$ 124 509 458
Domestic private expenditure	US\$ 48 207 165
International expenditure	US\$ 55 427

KEY POPULATIONS

SEX WORKERS

Estimated size of population	...
HIV prevalence	1.1%
Know HIV status	...
Antiretroviral therapy coverage	79.4%
Condom use	92.7%
Condoms distributed to sex workers enrolled in prevention programmes (2016)	48
Coverage of HIV prevention programmes	...
Avoidance of services due to stigma and discrimination	...

PEOPLE WHO INJECT DRUGS

Estimated size of population	...
HIV prevalence	...
Know their HIV status	...
Antiretroviral therapy coverage	...
Condom use	...
Clean needle use at last injection	...
Needles and syringes distributed per person who injects (2016)	...
Coverage of HIV prevention programmes	...
Coverage of opioid substitution therapy (2016)	...
Naloxone available (2016)	No
Safe injection rooms available (2016)	No
Avoidance of services due to stigma and discrimination	...

GAY MEN AND OTHER MEN WHO HAVE SEX WITH MEN

Estimated size of population	...
HIV prevalence	...
Know their HIV status	...
Antiretroviral therapy coverage	89%
Condom use	...
Condoms distributed to men who have sex with men in prevention programmes (2016)	7
Coverage of HIV prevention programmes	...
Avoidance of services due to stigma and discrimination	...

TRANSGENDER PEOPLE

Estimated size of population	...
HIV prevalence	...
Know their HIV status	...
Antiretroviral therapy coverage	83.3%
Condom use	...
Coverage of HIV prevention programmes	...
Avoidance of services due to stigma and discrimination	...

PRISONERS

Estimated size of population	42 874
HIV prevalence	0.4%
Antiretroviral therapy coverage	85.5%
HIV prevention programmes in prisons (2016)	
Condoms distributed	65 489
Clean needles distributed	...
Prisoners on opioid substitution therapy	...

Unless indicated otherwise, data are from the most recent survey available between 2011 and 2015. Financial data are currently being validated and may be revised. For updates, please see <http://aidsinfo.unaids.org>.

COLOMBIA

THE HIV EPIDEMIC

	2005	2010	2016
New HIV infections	7800 [6100–9700]	6900 [5200–8900]	5600 [3900–7500]
HIV incidence per 1000 population	0.18 [0.15–0.23]	0.16 [0.12–0.2]	0.12 [0.08–0.16]
AIDS-related deaths	6300 [5000–7800]	6600 [5200–8400]	2800 [1700–4100]
People living with HIV	110 000 [89 000–130 000]	110 000 [92 000–140 000]	120 000 [100 000–150 000]

90-90-90

	2016	
People living with HIV who: Know their HIV status
Are on treatment
Adults on antiretroviral therapy
Are virally suppressed	45 000	36% [<1%–<1%]

CHILDREN AND PREGNANT WOMEN

	2010	2016
New HIV infections—children	<100 [<100–<100]	<100 [<100–<100]
Antiretroviral therapy coverage — children	46% [38%–57%]	...
Coverage of pregnant women living with HIV accessing antiretroviral medicines	88% [72%–>95%]	>95% [85%–>95%]

HIV COMORBIDITIES

Estimated number of incident TB cases among people living with HIV (2015)	2100 [1600–2700]
Proportion of people living with HIV with active TB in HIV care	3.3%
Cervical cancer screening of women living with HIV	...

HIV PREVENTION

Knowledge of HIV prevention among young people (15–24)	30.2%
Condom use at last higher-risk sex (with a non-marital, non-cohabiting partner)	
Males	70.5%
Females	...
Women aged 15–49 who have their demand for family planning satisfied with modern methods	...
Men aged 15–49 who are circumcised	Not applicable
Male circumcisions performed according to national standards (2016)	Not applicable
People on PrEP (2016)	...

STIGMA AND DISCRIMINATION

People who report having discriminatory attitudes towards people living with HIV	...
--	-----

POLICIES AND REGULATIONS

	2016
Community delivery of treatment	Yes
Laws requiring parental consent for adolescents to access sexual and reproductive health services	Yes, <14 years
TRIPS flexibilities incorporated in national legislation	Yes

Laws or policies restricting entry, stay and residence of people living with HIV	No
Criminalization of transmission of, nondisclosure of, or exposure to HIV	Yes
Recommended CD4 level for treatment initiation	≤500 cells/mm3

HIV EXPENDITURE

	2015
Total expenditure	US\$ 135 693 343
Domestic public expenditure	US\$ 129 484 183
Domestic private expenditure	...
International expenditure	US\$ 6 209 160

KEY POPULATIONS

SEX WORKERS

Estimated size of population	...
HIV prevalence	1.2%
Know their HIV status	90.6%
Antiretroviral therapy coverage	...
Condom use	...
Condoms distributed to sex workers enrolled in prevention programmes (2016)	...
Coverage of HIV prevention programmes	...
Avoidance of services due to stigma and discrimination	...

PEOPLE WHO INJECT DRUGS

Estimated size of population	15 062
HIV prevalence	2.8%
Know their HIV status	...
Antiretroviral therapy coverage	...
Condom use	35.8%
Clean needle use at last injection	...
Needles and syringes distributed per person who injects (2016)	...
Coverage of HIV prevention programmes	...
Coverage of opioid substitution therapy (2016)	...
Naloxone available (2016)	No
Safe injection rooms available (2016)	No
Avoidance of services due to stigma and discrimination	...

GAY MEN AND OTHER MEN WHO HAVE SEX WITH MEN

Estimated size of population	545 042
HIV prevalence	17%
Know their HIV status	...
Antiretroviral therapy coverage	...
Condom use	17%
Condoms distributed to men who have sex with men in prevention programmes (2016)	...
Coverage of HIV prevention programmes	...
Avoidance of services due to stigma and discrimination	...

TRANSGENDER PEOPLE

Estimated size of population	14 608
HIV prevalence	21.4%
Know their HIV status	...
Antiretroviral therapy coverage	...
Condom use	91.3%
Coverage of HIV prevention programmes	...
Avoidance of services due to stigma and discrimination	...

PRISONERS

Estimated size of population	180 009
HIV prevalence	1.4%
Antiretroviral therapy coverage	...
HIV prevention programmes in prisons (2016)	...
Condoms distributed	...
Clean needles distributed	...
Prisoners on opioid substitution therapy	...

Unless indicated otherwise, data are from the most recent survey available between 2011 and 2015. Financial data are currently being validated and may be revised. For updates, please see <http://aidsinfo.unaids.org>.

COSTA RICA

THE HIV EPIDEMIC

	2005	2010	2016
New HIV infections	<1000 [<1000–<1000]	<1000 [<1000–<1000]	<1000 [<1000–<1000]
HIV incidence per 1000 population	0.16 [0.14–0.17]	0.18 [0.15–0.19]	0.19 [0.16–0.21]
AIDS-related deaths	<200 [<200–<200]	<200 [<100–<200]	<500 [<200–<500]
People living with HIV	6700 [6000–7300]	9600 [8700–10 000]	13 000 [12 000–14 000]

90-90-90

People living with HIV who:	2016	
Know their HIV status
Are on treatment	6,600	49% [45%–53%]
Adults on antiretroviral therapy	6600	49% [45%–53%]
Are virally suppressed

CHILDREN AND PREGNANT WOMEN

	2010	2016
New HIV infections—children	<100 [<100–<100]	<100 [<100–<100]
Antiretroviral therapy coverage — children	82% [74%–90%]	80% [68%–91%]
Coverage of pregnant women living with HIV accessing antiretroviral medicines	67% [60%–73%]	65% [59%–71%]

HIV COMORBIDITIES

Estimated number of incident TB cases among people living with HIV (2015)	<100 [<100–<100]
Proportion of people living with HIV with active TB in HIV care	3.1%
Cervical cancer screening of women living with HIV	...

HIV PREVENTION

Knowledge of HIV prevention among young people (15-24)	...
Condom use at last higher-risk sex (with a non-marital, non-cohabiting partner)	...
Males	...
Females	...
Women aged 15-49 who have their demand for family planning satisfied with modern methods	...
Men aged 15-49 who are circumcised	Not applicable
Male circumcisions performed according to national standards (2016)	Not applicable
People on PrEP (2016)	...

STIGMA AND DISCRIMINATION

People who report having discriminatory attitudes towards people living with HIV	...
--	-----

POLICIES AND REGULATIONS

	2016
Community delivery of treatment	No
Laws requiring parental consent for adolescents to access sexual and reproductive health services	No
TRIPS flexibilities incorporated in national legislation	Yes

Laws or policies restricting entry, stay and residence of people living with HIV	No
Criminalization of transmission of, nondisclosure of, or exposure to HIV	No*
Recommended CD4 level for treatment initiation	TREAT ALL

HIV EXPENDITURE

	2014
Total expenditure	US\$ 40 229 540
Domestic public expenditure	US\$ 38 077 096
Domestic private expenditure	US\$ 149 538
International expenditure	US\$ 2 002 906

KEY POPULATIONS

SEX WORKERS

Estimated size of population	...
HIV prevalence	...
Know HIV status	...
Antiretroviral therapy coverage	...
Condom use	91.5%
Condoms distributed to sex workers enrolled in prevention programmes (2016)	...
Coverage of HIV prevention programmes	83.3%
Avoidance of services due to stigma and discrimination	...

PEOPLE WHO INJECT DRUGS

Estimated size of population	...
HIV prevalence	...
Know their HIV status	...
Antiretroviral therapy coverage	...
Condom use	...
Clean needle use at last injection	...
Needles and syringes distributed per person who injects (2016)	...
Coverage of HIV prevention programmes	...
Coverage of opioid substitution therapy (2016)	...
Naloxone available (2016)	No
Safe injection rooms available (2016)	No
Avoidance of services due to stigma and discrimination	...

GAY MEN AND OTHER MEN WHO HAVE SEX WITH MEN

Estimated size of population	33 208
HIV prevalence	12.7%
Know their HIV status	...
Antiretroviral therapy coverage	...
Condom use	76.3%
Condoms distributed to men who have sex with men in prevention programmes (2016)	...
Coverage of HIV prevention programmes	...
Avoidance of services due to stigma and discrimination	...

TRANSGENDER PEOPLE

Estimated size of population	...
HIV prevalence	...
Know their HIV status	...
Antiretroviral therapy coverage	...
Condom use	73.7%
Coverage of HIV prevention programmes	...
Avoidance of services due to stigma and discrimination	...

PRISONERS

Estimated size of population	...
HIV prevalence	6.9%
Antiretroviral therapy coverage	...
HIV prevention programmes in prisons (2016)	...
Condoms distributed	36 840
Clean needles distributed	...
Prisoners on opioid substitution therapy	...

Unless indicated otherwise, data are from the most recent survey available between 2011 and 2015. Financial data are currently being validated and may be revised. For updates, please see <http://aidsinfo.unaids.org>.
* No, but prosecutions exist based on general criminal laws.

ECUADOR

THE HIV EPIDEMIC

	2005	2010	2016
New HIV infections
HIV incidence per 1000 population
AIDS-related deaths	1400 [1000–1900]	<1000 [<1000–1200]	<1000 [<500–1100]
People living with HIV	22 000 [17 000–28 000]	26 000 [20 000–33 000]	33 000 [24 000–41 000]

90-90-90

People living with HIV who:	2016	
Know their HIV status	30 000	92% [67%–95%]
Are on treatment	17 000	52% [38%–66%]
Adults on antiretroviral therapy	16 300	51% [37%–65%]
Are virally suppressed	6,200	19% [14%–24%]

CHILDREN AND PREGNANT WOMEN

	2010	2016
New HIV infections—children	<100 [<100–<100]	<100 [<100–<100]
Antiretroviral therapy coverage — children	69% [55%–83%]	>95% [>95%–>95%]
Coverage of pregnant women living with HIV accessing antiretroviral medicines	>95% [>95%–>95%]	>95% [75%–>95%]

HIV COMORBIDITIES

Estimated number of incident TB cases among people living with HIV (2015)	1000 [<1000–1400]
Proportion of people living with HIV with active TB in HIV care	21.3%
Cervical cancer screening of women living with HIV	...

HIV PREVENTION

Knowledge of HIV prevention among young people (15–24)	...
Condom use at last higher-risk sex (with a non-marital, non-cohabiting partner)	...
Males	...
Females	...
Women aged 15–49 who have their demand for family planning satisfied with modern methods	...
Men aged 15–49 who are circumcised	Not applicable
Male circumcisions performed according to national standards (2016)	Not applicable
People on PrEP (2016)	...

STIGMA AND DISCRIMINATION

People who report having discriminatory attitudes towards people living with HIV	...
--	-----

POLICIES AND REGULATIONS

	2016
Community delivery of treatment	...
Laws requiring parental consent for adolescents to access sexual and reproductive health services	...
TRIPS flexibilities incorporated in national legislation	...

Laws or policies restricting entry, stay and residence of people living with HIV	...
Criminalization of transmission of, nondisclosure of, or exposure to HIV	...
Recommended CD4 level for treatment initiation	≤500 cells/mm3

HIV EXPENDITURE

	2014
Total expenditure	US\$ 13 230 521
Domestic public expenditure	US\$ 6 645 825
Domestic private expenditure	...
International expenditure	US\$ 6 584 696

KEY POPULATIONS

SEX WORKERS

Estimated size of population	...
HIV prevalence	...
Know HIV status	...
Antiretroviral therapy coverage	...
Condom use	...
Condoms distributed to sex workers enrolled in prevention programmes (2016)	...
Coverage of HIV prevention programmes	...
Avoidance of services due to stigma and discrimination	...

PEOPLE WHO INJECT DRUGS

Estimated size of population	...
HIV prevalence	...
Know their HIV status	...
Antiretroviral therapy coverage	...
Condom use	...
Clean needle use at last injection	...
Needles and syringes distributed per person who injects (2016)	...
Coverage of HIV prevention programmes	...
Coverage of opioid substitution therapy (2016)	...
Naloxone available (2016)	...
Safe injection rooms available (2016)	...
Avoidance of services due to stigma and discrimination	...

GAY MEN AND OTHER MEN WHO HAVE SEX WITH MEN

Estimated size of population	...
HIV prevalence	13.3%
Know their HIV status	...
Antiretroviral therapy coverage	...
Condom use	77%
Condoms distributed to men who have sex with men in prevention programmes (2016)	...
Coverage of HIV prevention programmes	...
Avoidance of services due to stigma and discrimination	...

TRANSGENDER PEOPLE

Estimated size of population	...
HIV prevalence	32%
Know their HIV status	...
Antiretroviral therapy coverage	...
Condom use	94%
Coverage of HIV prevention programmes	...
Avoidance of services due to stigma and discrimination	...

PRISONERS

Estimated size of population	...
HIV prevalence	...
Antiretroviral therapy coverage	...
HIV prevention programmes in prisons (2016)	...
Condoms distributed	...
Clean needles distributed	...
Prisoners on opioid substitution therapy	...

Unless indicated otherwise, data are from the most recent survey available between 2011 and 2015. Financial data are currently being validated and may be revised. For updates, please see <http://aidsinfo.unaids.org>.

EL SALVADOR

THE HIV EPIDEMIC

	2005	2010	2016
New HIV infections	1700 [1600–1900]	1400 [1300–1500]	<1000 [<1000–1000]
HIV incidence per 1000 population	0.30 [0.28–0.33]	0.24 [0.22–0.26]	0.16 [0.15–0.18]
AIDS-related deaths	<1000 [<1000–1100]	<1000 [<500–<1000]	<1000 [<1000–<1000]
People living with HIV	21 000 [19 000–24 000]	23 000 [21 000–26 000]	24 000 [22 000–26 000]

90-90-90

People living with HIV who:	2016	
Know their HIV status
Are on treatment	12 000	48% [44%–54%]
Adults on antiretroviral therapy	11 300	48% [44%–54%]
Are virally suppressed	9,400	40% [37%–45%]

CHILDREN AND PREGNANT WOMEN

	2010	2016
New HIV infections—children	<100 [<100–<100]	<100 [<100–<100]
Antiretroviral therapy coverage — children	62% [56%–68%]	50% [41%–57%]
Coverage of pregnant women living with HIV accessing antiretroviral medicines	29% [26%–32%]	44% [39%–50%]

HIV COMORBIDITIES

Estimated number of incident TB cases among people living with HIV (2015)	<500 [<200–<500]
Proportion of people living with HIV with active TB in HIV care	...
Cervical cancer screening of women living with HIV	...

HIV PREVENTION

Knowledge of HIV prevention among young people (15-24)	36.5%
Condom use at last higher-risk sex (with a non-marital, non-cohabiting partner)	
Males	...
Females	...
Women aged 15-49 who have their demand for family planning satisfied with modern methods	...
Men aged 15-49 who are circumcised	Not applicable
Male circumcisions performed according to national standards (2016)	Not applicable
People on PrEP (2016)	...

STIGMA AND DISCRIMINATION

People who report having discriminatory attitudes towards people living with HIV	...
--	-----

POLICIES AND REGULATIONS

	2016
Community delivery of treatment	No
Laws requiring parental consent for adolescents to access sexual and reproductive health services	Yes, <18 years
TRIPS flexibilities incorporated in national legislation	No

Laws or policies restricting entry, stay and residence of people living with HIV	Yes
Criminalization of transmission of, nondisclosure of, or exposure to HIV	Yes
Recommended CD4 level for treatment initiation	≤500 cells/mm3

HIV EXPENDITURE

	2015
Total expenditure	US\$ 96 909 938
Domestic public expenditure	US\$ 79 708 249
Domestic private expenditure	US\$ 3 454 285
International expenditure	US\$ 13 747 404

KEY POPULATIONS

SEX WORKERS

Estimated size of population	...
HIV prevalence	2.8%
Know HIV status	89.5%
Antiretroviral therapy coverage	...
Condom use	73.2%
Condoms distributed to sex workers enrolled in prevention programmes (2016)	...
Coverage of HIV prevention programmes	...
Avoidance of services due to stigma and discrimination	...

PEOPLE WHO INJECT DRUGS

Estimated size of population	...
HIV prevalence	...
Know their HIV status	...
Antiretroviral therapy coverage	...
Condom use	...
Clean needle use at last injection	...
Needles and syringes distributed per person who injects (2016)	...
Coverage of HIV prevention programmes	...
Coverage of opioid substitution therapy (2016)	...
Naloxone available (2016)	No
Safe injection rooms available (2016)	No
Avoidance of services due to stigma and discrimination	...

GAY MEN AND OTHER MEN WHO HAVE SEX WITH MEN

Estimated size of population	...
HIV prevalence	10.3%
Know their HIV status	77.3%
Antiretroviral therapy coverage	...
Condom use	60.6%
Condoms distributed to men who have sex with men in prevention programmes (2016)	...
Coverage of HIV prevention programmes	...
Avoidance of services due to stigma and discrimination	...

TRANSGENDER PEOPLE

Estimated size of population	...
HIV prevalence	...
Know their HIV status	74.4%
Antiretroviral therapy coverage	...
Condom use	95.8%
Coverage of HIV prevention programmes	...
Avoidance of services due to stigma and discrimination	...

PRISONERS

Estimated size of population	...
HIV prevalence	...
Antiretroviral therapy coverage	...
HIV prevention programmes in prisons (2016)	
Condoms distributed	...
Clean needles distributed	...
Prisoners on opioid substitution therapy	...

Unless indicated otherwise, data are from the most recent survey available between 2011 and 2015. Financial data are currently being validated and may be revised. For updates, please see <http://aidsinfo.unaids.org>.

GUATEMALA

THE HIV EPIDEMIC

	2005	2010	2016
New HIV infections	3400 [1900–5300]	2300 [1100–4200]	2900 [1400–5200]
HIV incidence per 1000 population	0.26 [0.15–0.42]	0.16 [0.08–0.29]	0.18 [0.09–0.32]
AIDS-related deaths	<1000 [<500–<1000]	<1000 [<500–1000]	1600 [<1000–2800]
People living with HIV	28 000 [18 000–38 000]	38 000 [25 000–53 000]	46 000 [31 000–65 000]

90-90-90

People living with HIV who:	2016	
Know their HIV status	30 000	65% [43%–90%]
Are on treatment	17 000	36% [24%–50%]
Adults on antiretroviral therapy	15 900	36% [24%–50%]
Are virally suppressed	11 000	25% [17%–35%]

CHILDREN AND PREGNANT WOMEN

	2010	2016
New HIV infections—children	<500 [<200–<500]	<500 [<200–<500]
Antiretroviral therapy coverage — children	55% [35%–77%]	42% [29%–61%]
Coverage of pregnant women living with HIV accessing antiretroviral medicines	25% [17%–37%]	19% [13%–28%]

HIV COMORBIDITIES

Estimated number of incident TB cases among people living with HIV (2015)	<500 [<500–<500]
Proportion of people living with HIV with active TB in HIV care	5.4%
Cervical cancer screening of women living with HIV	...

HIV PREVENTION

Knowledge of HIV prevention among young people (15-24)	22.1%
Condom use at last higher-risk sex (with a non-marital, non-cohabiting partner)	
Males	67.7%
Females	29.6%
Women aged 15-49 who have their demand for family planning satisfied with modern methods	65.6%
Men aged 15-49 who are circumcised	2.9%
Male circumcisions performed according to national standards (2016)	Not applicable
People on PrEP (2016)	...

STIGMA AND DISCRIMINATION

People who report having discriminatory attitudes towards people living with HIV	...
--	-----

POLICIES AND REGULATIONS

	2016
Community delivery of treatment	No
Laws requiring parental consent for adolescents to access sexual and reproductive health services	Yes, <18 years
TRIPS flexibilities incorporated in national legislation	No

Laws or policies restricting entry, stay and residence of people living with HIV	No
Criminalization of transmission of, nondisclosure of, or exposure to HIV	...
Recommended CD4 level for treatment initiation	≤500 cells/mm3

HIV EXPENDITURE

	2015
Total expenditure	US\$ 50 464 373
Domestic public expenditure	US\$ 32 542 619
Domestic private expenditure	US\$ 2 482 203
International expenditure	US\$ 15 439 551

KEY POPULATIONS

SEX WORKERS

Estimated size of population	25 846
HIV prevalence	1.6%
Know HIV status	...
Antiretroviral therapy coverage	...
Condom use	...
Condoms distributed to sex workers enrolled in prevention programmes (2016)	...
Coverage of HIV prevention programmes	...
Avoidance of services due to stigma and discrimination	...

PEOPLE WHO INJECT DRUGS

Estimated size of population	...
HIV prevalence	...
Know their HIV status	...
Antiretroviral therapy coverage	...
Condom use	...
Clean needle use at last injection	...
Needles and syringes distributed per person who injects (2016)	...
Coverage of HIV prevention programmes	...
Coverage of opioid substitution therapy (2016)	...
Naloxone available (2016)	...
Safe injection rooms available (2016)	...
Avoidance of services due to stigma and discrimination	...

GAY MEN AND OTHER MEN WHO HAVE SEX WITH MEN

Estimated size of population	104 876
HIV prevalence	8%
Know their HIV status	...
Antiretroviral therapy coverage	...
Condom use	...
Condoms distributed to men who have sex with men in prevention programmes (2016)	...
Coverage of HIV prevention programmes	...
Avoidance of services due to stigma and discrimination	...

TRANSGENDER PEOPLE

Estimated size of population	4 840
HIV prevalence	22.2%
Know their HIV status	...
Antiretroviral therapy coverage	...
Condom use	...
Coverage of HIV prevention programmes	...
Avoidance of services due to stigma and discrimination	...

PRISONERS

Estimated size of population	...
HIV prevalence	0.7%
Antiretroviral therapy coverage	...
HIV prevention programmes in prisons (2016)	...
Condoms distributed	72 706
Clean needles distributed	...
Prisoners on opioid substitution therapy	...

Unless indicated otherwise, data are from the most recent survey available between 2011 and 2015. Financial data are currently being validated and may be revised. For updates, please see <http://aidsinfo.unaids.org>.

HONDURAS

THE HIV EPIDEMIC

	2005	2010	2016
New HIV infections	<1000 [<1000–1300]	<1000 [<1000–1200]	<1000 [<1000–1400]
HIV incidence per 1000 population	0.14 [0.1–0.19]	0.11 [0.07–0.16]	0.11 [0.07–0.17]
AIDS-related deaths	2000 [1600–2400]	1300 [1000–1700]	<1000 [<1000–1300]
People living with HIV	28 000 [23 000–34 000]	24 000 [19 000–29 000]	21 000 [17 000–27 000]

90-90-90

People living with HIV who:	2016	
Know their HIV status	13 000	61% [43%–78%]
Are on treatment	11 000	51% [36%–65%]
Adults on antiretroviral therapy	10 300	50% [40%–62%]
Are virally suppressed	8,300	39% [28%–50%]

CHILDREN AND PREGNANT WOMEN

	2010	2016
New HIV infections—children	<100 [<100–<100]	<100 [<100–<100]
Antiretroviral therapy coverage — children	66% [49%–81%]	69% [47%–92%]
Coverage of pregnant women living with HIV accessing antiretroviral medicines	62% [52%–75%]	54% [44%–66%]

HIV COMORBIDITIES

Estimated number of incident TB cases among people living with HIV (2015)	<500 [<500–<1000]
Proportion of people living with HIV with active TB in HIV care	8.3%
Cervical cancer screening of women living with HIV	...

HIV PREVENTION

Knowledge of HIV prevention among young people (15–24)	33.4%
Condom use at last higher-risk sex (with a non-marital, non-cohabiting partner)	
Males	60.9%
Females	...
Women aged 15–49 who have their demand for family planning satisfied with modern methods	75.9%
Men aged 15–49 who are circumcised	Not applicable
Male circumcisions performed according to national standards (2016)	Not applicable
People on PrEP (2016)	...

STIGMA AND DISCRIMINATION

People who report they would not buy vegetables from a shopkeeper living with HIV	44.9%
---	-------

POLICIES AND REGULATIONS

	2016
Community delivery of treatment	No
Laws requiring parental consent for adolescents to access sexual and reproductive health services	Yes, <18 years
TRIPS flexibilities incorporated in national legislation	Yes

Laws or policies restricting entry, stay and residence of people living with HIV	No
Criminalization of transmission of, nondisclosure of, or exposure to HIV	No*
Recommended CD4 level for treatment initiation	≤500 cells/mm3

HIV EXPENDITURE

	2016
Total expenditure	Data under validation
Domestic public expenditure	Data under validation
Domestic private expenditure	Data under validation
International expenditure	Data under validation

KEY POPULATIONS

SEX WORKERS

Estimated size of population	22 771
HIV prevalence	5.3%
Know HIV status	...
Antiretroviral therapy coverage	...
Condom use	88.4%
Condoms distributed to sex workers enrolled in prevention programmes (2016)	...
Coverage of HIV prevention programmes	...
Avoidance of services due to stigma and discrimination	...

PEOPLE WHO INJECT DRUGS

Estimated size of population	...
HIV prevalence	...
Know their HIV status	...
Antiretroviral therapy coverage	...
Condom use	...
Clean needle use at last injection	...
Needles and syringes distributed per person who injects (2016)	...
Coverage of HIV prevention programmes	...
Coverage of opioid substitution therapy (2016)	...
Naloxone available (2016)	No
Safe injection rooms available (2016)	No
Avoidance of services due to stigma and discrimination	...

GAY MEN AND OTHER MEN WHO HAVE SEX WITH MEN

Estimated size of population	40 949
HIV prevalence	11.7%
Know their HIV status	...
Antiretroviral therapy coverage	...
Condom use	46.1%
Condoms distributed to men who have sex with men in prevention programmes (2016)	...
Coverage of HIV prevention programmes	...
Avoidance of services due to stigma and discrimination	...

TRANSGENDER PEOPLE

Estimated size of population	2 975
HIV prevalence	11.9%
Know their HIV status	...
Antiretroviral therapy coverage	...
Condom use	...
Coverage of HIV prevention programmes	...
Avoidance of services due to stigma and discrimination	...

PRISONERS

Estimated size of population	...
HIV prevalence	...
Antiretroviral therapy coverage	...
HIV prevention programmes in prisons (2016)	...
Condoms distributed	...
Clean needles distributed	...
Prisoners on opioid substitution therapy	...

Unless indicated otherwise, data are from the most recent survey available between 2011 and 2015. Financial data are currently being validated and may be revised. For updates, please see <http://aidsinfo.unaids.org>.
* No, but prosecutions exist based on general criminal laws.

MEXICO

THE HIV EPIDEMIC

	2005	2010	2016
New HIV infections	12 000 [11 000–13 000]	12 000 [11 000–14 000]	12 000 [11 000–14 000]
HIV incidence per 1000 population	0.12 [0.11–0.12]	0.11 [0.1–0.12]	0.10 [0.09–0.11]
AIDS-related deaths	5700 [4900–6400]	5400 [4500–6300]	4200 [3300–5300]
People living with HIV	150 000 [140 000–170 000]	180 000 [160 000–200 000]	220 000 [200 000–240 000]

90-90-90

People living with HIV who:	2016	
Know their HIV status
Are on treatment	130 000	60% [48%–69%]
Adults on antiretroviral therapy	130 000	60% [47%–69%]
Are virally suppressed	110 000	50% [40%–58%]

CHILDREN AND PREGNANT WOMEN

	2010	2016
New HIV infections—children	<500 [<500–<500]	<500 [<200–<500]
Antiretroviral therapy coverage — children	61% [48%–70%]	74% [56%–87%]
Coverage of pregnant women living with HIV accessing antiretroviral medicines	31% [28%–35%]	58% [51%–64%]

HIV COMORBIDITIES

Estimated number of incident TB cases among people living with HIV (2015)	3000 [1900–4300]
Proportion of people living with HIV with active TB in HIV care	5.3%
Cervical cancer screening of women living with HIV	...

HIV PREVENTION

Knowledge of HIV prevention among young people (15–24)	...
Condom use at last higher-risk sex (with a non-marital, non-cohabiting partner)	...
Males	...
Females	...
Women aged 15–49 who have their demand for family planning satisfied with modern methods	83.8%
Men aged 15–49 who are circumcised	Not applicable
Male circumcisions performed according to national standards (2016)	Not applicable
People on PrEP (2016)	...

STIGMA AND DISCRIMINATION

People who report having discriminatory attitudes towards people living with HIV	...
--	-----

POLICIES AND REGULATIONS

	2016
Community delivery of treatment	Yes
Laws requiring parental consent for adolescents to access sexual and reproductive health services	Yes, <18 years
TRIPS flexibilities incorporated in national legislation	Yes

Laws or policies restricting entry, stay and residence of people living with HIV	No
Criminalization of transmission of, nondisclosure of, or exposure to HIV	Yes
Recommended CD4 level for treatment initiation	TREAT ALL

HIV EXPENDITURE

	2013
Total expenditure	US\$ 692 730 026
Domestic public expenditure	US\$ 623 004 602
Domestic private expenditure	US\$ 67 838 159
International expenditure	US\$ 1 887 265

KEY POPULATIONS

SEX WORKERS	
Estimated size of population	236 930
HIV prevalence	...
Know their HIV status	...
Antiretroviral therapy coverage	...
Condom use	...
Condoms distributed to sex workers enrolled in prevention programmes (2016)	...
Coverage of HIV prevention programmes	...
Avoidance of services due to stigma and discrimination	...

PEOPLE WHO INJECT DRUGS

Estimated size of population	164 157
HIV prevalence	...
Know their HIV status	...
Antiretroviral therapy coverage	...
Condom use	...
Clean needle use at last injection	...
Needles and syringes distributed per person who injects (2016)	6
Coverage of HIV prevention programmes	...
Coverage of opioid substitution therapy (2016)	...
Naloxone available (2016)	No
Safe injection rooms available (2016)	No
Avoidance of services due to stigma and discrimination	...

GAY MEN AND OTHER MEN WHO HAVE SEX WITH MEN

Estimated size of population	1 160 439
HIV prevalence	...
Know their HIV status	...
Antiretroviral therapy coverage	...
Condom use	...
Condoms distributed to men who have sex with men in prevention programmes (2016)	...
Coverage of HIV prevention programmes	...
Avoidance of services due to stigma and discrimination	...

TRANSGENDER PEOPLE

Estimated size of population	116 044
HIV prevalence	17.4%
Know their HIV status	...
Antiretroviral therapy coverage	...
Condom use	...
Coverage of HIV prevention programmes	...
Avoidance of services due to stigma and discrimination	...

PRISONERS

Estimated size of population	247 488
HIV prevalence	0.7%
Antiretroviral therapy coverage	...
HIV prevention programmes in prisons (2016)	...
Condoms distributed	...
Clean needles distributed	...
Prisoners on opioid substitution therapy	...

Unless indicated otherwise, data are from the most recent survey available between 2011 and 2015. Financial data are currently being validated and may be revised. For updates, please see <http://aidsinfo.unaids.org>.

NICARAGUA

THE HIV EPIDEMIC

	2005	2010	2016
New HIV infections	<1000 [<500–<1000]	<500 [<500–<1000]	<500 [<500–<1000]
HIV incidence per 1000 population	0.11 [0.07–0.19]	0.09 [0.06–0.13]	0.06 [0.04–0.11]
AIDS-related deaths	<1000 [<500–1000]	<1000 [<500–1000]	<500 [<200–<1000]
People living with HIV	10 000 [7200–15 000]	9200 [6600–14 000]	8900 [6800–12 000]

90-90-90

	2016	
People living with HIV who:		
Know their HIV status	7600	85% [57%–>95%]
Are on treatment	3,800	43% [29%–63%]
Adults on antiretroviral therapy	3700	43% [29%–62%]
Are virally suppressed	2,200	25% [17%–37%]

CHILDREN AND PREGNANT WOMEN

	2010	2016
New HIV infections—children	<100 [<100–<100]	<100 [<100–<100]
Antiretroviral therapy coverage — children	28% [18%–44%]	71% [46%–>95%]
Coverage of pregnant women living with HIV accessing antiretroviral medicines	68% [50%–>95%]	>95% [77%–>95%]

HIV COMORBIDITIES

Estimated number of incident TB cases among people living with HIV (2015)	<200 [<200–<200]
Proportion of people living with HIV with active TB in HIV care	4.5%
Cervical cancer screening of women living with HIV	...

HIV PREVENTION

Knowledge of HIV prevention among young people (15-24)	16%
Condom use at last higher-risk sex (with a non-marital, non-cohabiting partner)	
Males	...
Females	13.9%
Women aged 15-49 who have their demand for family planning satisfied with modern methods	...
Men aged 15-49 who are circumcised	Not applicable
Male circumcisions performed according to national standards (2016)	Not applicable
People on PrEP (2016)	...

STIGMA AND DISCRIMINATION

People who report having discriminatory attitudes towards people living with HIV	...
--	-----

POLICIES AND REGULATIONS

	2016
Community delivery of treatment	No
Laws requiring parental consent for adolescents to access sexual and reproductive health services	...
TRIPS flexibilities incorporated in national legislation	No data available

Laws or policies restricting entry, stay and residence of people living with HIV	...
Criminalization of transmission of, nondisclosure of, or exposure to HIV	...
Recommended CD4 level for treatment initiation	≤500 cells/mm3

HIV EXPENDITURE

Total expenditure	...
Domestic public expenditure	...
Domestic private expenditure	...
International expenditure	...

KEY POPULATIONS

SEX WORKERS

Estimated size of population	...
HIV prevalence	2.6%
Know HIV status	83%
Antiretroviral therapy coverage	...
Condom use	92.1%
Condoms distributed to sex workers enrolled in prevention programmes (2016)	36
Coverage of HIV prevention programmes	88.4%
Avoidance of services due to stigma and discrimination	...

PEOPLE WHO INJECT DRUGS

Estimated size of population	...
HIV prevalence	...
Know their HIV status	...
Antiretroviral therapy coverage	...
Condom use	...
Clean needle use at last injection	...
Needles and syringes distributed per person who injects (2016)	...
Coverage of HIV prevention programmes	...
Coverage of opioid substitution therapy (2016)	...
Naloxone available (2016)	No
Safe injection rooms available (2016)	No
Avoidance of services due to stigma and discrimination	...

GAY MEN AND OTHER MEN WHO HAVE SEX WITH MEN

Estimated size of population	...
HIV prevalence	8.6%
Know their HIV status	...
Antiretroviral therapy coverage	...
Condom use	55.1%
Condoms distributed to men who have sex with men in prevention programmes (2016)	10
Coverage of HIV prevention programmes	70.8%
Avoidance of services due to stigma and discrimination	...

TRANSGENDER PEOPLE

Estimated size of population	...
HIV prevalence	8.1%
Know their HIV status	...
Antiretroviral therapy coverage	...
Condom use	60.4%
Coverage of HIV prevention programmes	87.4%
Avoidance of services due to stigma and discrimination	...

PRISONERS

Estimated size of population	...
HIV prevalence	3.1%
Antiretroviral therapy coverage	...
HIV prevention programmes in prisons (2016)	
Condoms distributed	...
Clean needles distributed	...
Prisoners on opioid substitution therapy	...

Unless indicated otherwise, data are from the most recent survey available between 2011 and 2015. Financial data are currently being validated and may be revised. For updates, please see <http://aidsinfo.unaids.org>.

PANAMA

THE HIV EPIDEMIC

	2005	2010	2016
New HIV infections	1100 [<1000–1200]	1200 [1100–1300]	1300 [1100–1400]
HIV incidence per 1000 population	0.34 [0.31–0.37]	0.34 [0.31–0.37]	0.34 [0.3–0.37]
AIDS-related deaths	<1000 [<1000–<1000]	<500 [<500–<1000]	<1000 [<500–<1000]
People living with HIV	14 000 [12 000–16 000]	17 000 [15 000–19 000]	21 000 [19 000–23 000]

90-90-90

People living with HIV who:	2016	
Know their HIV status	16 000	75% [68%–83%]
Are on treatment	11 000	54% [49%–60%]
Adults on antiretroviral therapy	11 100	54% [49%–60%]
Are virally suppressed

CHILDREN AND PREGNANT WOMEN

	2010	2016
New HIV infections—children
Antiretroviral therapy coverage — children
Coverage of pregnant women living with HIV accessing antiretroviral medicines

HIV COMORBIDITIES

Estimated number of incident TB cases among people living with HIV (2015)	<500 [<200–<500]
Proportion of people living with HIV with active TB in HIV care	...
Cervical cancer screening of women living with HIV	...

HIV PREVENTION

Knowledge of HIV prevention among young people (15–24)	...
Condom use at last higher-risk sex (with a non-marital, non-cohabiting partner)	...
Males	...
Females	...
Women aged 15–49 who have their demand for family planning satisfied with modern methods	...
Men aged 15–49 who are circumcised	Not applicable
Male circumcisions performed according to national standards (2016)	Not applicable
People on PrEP (2016)	...

STIGMA AND DISCRIMINATION

People who report having discriminatory attitudes towards people living with HIV	...
--	-----

POLICIES AND REGULATIONS

	2016
Community delivery of treatment	No
Laws requiring parental consent for adolescents to access sexual and reproductive health services	Yes, <18 years
TRIPS flexibilities incorporated in national legislation	No data available

Laws or policies restricting entry, stay and residence of people living with HIV	No
Criminalization of transmission of, nondisclosure of, or exposure to HIV	Yes
Recommended CD4 level for treatment initiation	≤500 cells/mm ³

HIV EXPENDITURE

	2014
Total expenditure	US\$ 42 918 588
Domestic public expenditure	US\$ 29 476 743
Domestic private expenditure	US\$ 9 429 251
International expenditure	US\$ 4 012 594

KEY POPULATIONS

SEX WORKERS

Estimated size of population	5 217
HIV prevalence	2%
Know HIV status	54.4%
Antiretroviral therapy coverage	...
Condom use	97.09%
Condoms distributed to sex workers enrolled in prevention programmes (2016)	...
Coverage of HIV prevention programmes	...
Avoidance of services due to stigma and discrimination	...

PEOPLE WHO INJECT DRUGS

Estimated size of population	...
HIV prevalence	...
Know their HIV status	...
Antiretroviral therapy coverage	...
Condom use	...
Clean needle use at last injection	...
Needles and syringes distributed per person who injects (2016)	...
Coverage of HIV prevention programmes	...
Coverage of opioid substitution therapy (2016)	...
Naloxone available (2016)	No
Safe injection rooms available (2016)	No
Avoidance of services due to stigma and discrimination	...

GAY MEN AND OTHER MEN WHO HAVE SEX WITH MEN

Estimated size of population	15 842
HIV prevalence	14.2%
Know their HIV status	79.4%
Antiretroviral therapy coverage	...
Condom use	84.09%
Condoms distributed to men who have sex with men in prevention programmes (2016)	...
Coverage of HIV prevention programmes	100%
Avoidance of services due to stigma and discrimination	...

TRANSGENDER PEOPLE

Estimated size of population	888
HIV prevalence	15%
Know their HIV status	60.16%
Antiretroviral therapy coverage	...
Condom use	86.32%
Coverage of HIV prevention programmes	...
Avoidance of services due to stigma and discrimination	...

PRISONERS

Estimated size of population	17 618
HIV prevalence	6.4%
Antiretroviral therapy coverage	...
HIV prevention programmes in prisons (2016)	...
Condoms distributed	...
Clean needles distributed	...
Prisoners on opioid substitution therapy	...

Unless indicated otherwise, data are from the most recent survey available between 2011 and 2015. Financial data are currently being validated and may be revised. For updates, please see <http://aidsinfo.unaids.org>.

PARAGUAY

THE HIV EPIDEMIC

	2005	2010	2016
New HIV infections	1500 [<1000–2900]	1300 [<1000–2500]	1300 [<1000–4500]
HIV incidence per 1000 population	0.27 [0.17–0.52]	0.21 [0.13–0.42]	0.20 [0.1–0.69]
AIDS-related deaths	<1000 [<500–1100]	<500 [<500–<1000]	<1000 [<500–1600]
People living with HIV	12 000 [6400–22 000]	15 000 [10 000–26 000]	19 000 [12 000–39 000]

90-90-90

	2016	
People living with HIV who:		
Know their HIV status	12 000	66% [43%–95%]
Are on treatment	6,500	35% [23%–72%]
Adults on antiretroviral therapy	6300	34% [22%–72%]
Are virally suppressed	4,500	24% [16%–49%]

CHILDREN AND PREGNANT WOMEN

	2010	2016
New HIV infections—children	<100 [<100–<200]	<100 [<100–<200]
Antiretroviral therapy coverage — children	35% [19%–67%]	55% [34%–95%]
Coverage of pregnant women living with HIV accessing antiretroviral medicines	50% [35%–87%]	71% [49%–95%]

HIV COMORBIDITIES

Estimated number of incident TB cases among people living with HIV (2015)	<500 [<500–<500]
Proportion of people living with HIV with active TB in HIV care	10.1%
Cervical cancer screening of women living with HIV	...

HIV PREVENTION

Knowledge of HIV prevention among young people (15-24)	...
Condom use at last higher-risk sex (with a non-marital, non-cohabiting partner)	...
Males	...
Females	...
Women aged 15-49 who have their demand for family planning satisfied with modern methods	...
Men aged 15-49 who are circumcised	Not applicable
Male circumcisions performed according to national standards (2016)	Not applicable
People on PrEP (2016)	...

STIGMA AND DISCRIMINATION

People who report having discriminatory attitudes towards people living with HIV	...
--	-----

POLICIES AND REGULATIONS

	2016
Community delivery of treatment	No
Laws requiring parental consent for adolescents to access sexual and reproductive health services	No
TRIPS flexibilities incorporated in national legislation	No data available

Laws or policies restricting entry, stay and residence of people living with HIV	Yes
Criminalization of transmission of, nondisclosure of, or exposure to HIV	No
Recommended CD4 level for treatment initiation	TREAT ALL

HIV EXPENDITURE

	2013
Total expenditure	US\$ 14 941 352
Domestic public expenditure	US\$ 10 841 743
Domestic private expenditure	US\$ 1 133 010
International expenditure	US\$ 2 966 599

KEY POPULATIONS

SEX WORKERS	
Estimated size of population	3 369
HIV prevalence	7%
Know HIV status	...
Antiretroviral therapy coverage	...
Condom use	97.8%
Condoms distributed to sex workers enrolled in prevention programmes (2016)	...
Coverage of HIV prevention programmes	...
Avoidance of services due to stigma and discrimination	...

PEOPLE WHO INJECT DRUGS

Estimated size of population	...
HIV prevalence	...
Know their HIV status	...
Antiretroviral therapy coverage	...
Condom use	...
Clean needle use at last injection	...
Needles and syringes distributed per person who injects (2016)	...
Coverage of HIV prevention programmes	...
Coverage of opioid substitution therapy (2016)	...
Naloxone available (2016)	Yes
Safe injection rooms available (2016)	No
Avoidance of services due to stigma and discrimination	...

GAY MEN AND OTHER MEN WHO HAVE SEX WITH MEN

Estimated size of population	24 115
HIV prevalence	15.4%
Know their HIV status	...
Antiretroviral therapy coverage	...
Condom use	65.4%
Condoms distributed to men who have sex with men in prevention programmes (2016)	...
Coverage of HIV prevention programmes	...
Avoidance of services due to stigma and discrimination	...

TRANSGENDER PEOPLE

Estimated size of population	904
HIV prevalence	...
Know their HIV status	...
Antiretroviral therapy coverage	...
Condom use	...
Coverage of HIV prevention programmes	...
Avoidance of services due to stigma and discrimination	...

PRISONERS

Estimated size of population	...
HIV prevalence	...
Antiretroviral therapy coverage	...
HIV prevention programmes in prisons (2016)	...
Condoms distributed	7 582
Clean needles distributed	...
Prisoners on opioid substitution therapy	...

Unless indicated otherwise, data are from the most recent survey available between 2011 and 2015. Financial data are currently being validated and may be revised. For updates, please see <http://aidsinfo.unaids.org>.

PERU

THE HIV EPIDEMIC

	2005	2010	2016
New HIV infections
HIV incidence per 1000 population
AIDS-related deaths	5200 [4300–6900]	2900 [2200–4100]	2200 [1400–3500]
People living with HIV	72 000 [58 000–94 000]	68 000 [54 000–90 000]	70 000 [55 000–94 000]

90-90-90

People living with HIV who:	2016	
Know their HIV status
Are on treatment	43 000	60% [42%–84%]
Adults on antiretroviral therapy	41 600	60% [42%–84%]
Are virally suppressed	24 000	35% [25%–49%]

CHILDREN AND PREGNANT WOMEN

	2010	2016
New HIV infections—children	<200 [<100–<500]	<100 [<100–<200]
Antiretroviral therapy coverage — children	28% [20%–39%]	73% [45%–95%]
Coverage of pregnant women living with HIV accessing antiretroviral medicines	42% [35%–55%]	85% [69%–95%]

HIV COMORBIDITIES

Estimated number of incident TB cases among people living with HIV (2015)	2300 [1700–2900]
Proportion of people living with HIV with active TB in HIV care	22.8%
Cervical cancer screening of women living with HIV	...

HIV PREVENTION

Knowledge of HIV prevention among young people (15–24)	75.3%
Condom use at last higher-risk sex (with a non-marital, non-cohabiting partner)	
Males	...
Females	18.4%
Women aged 15–49 who have their demand for family planning satisfied with modern methods	...
Men aged 15–49 who are circumcised	Not applicable
Male circumcisions performed according to national standards (2016)	Not applicable
People on PrEP (2016)	...

STIGMA AND DISCRIMINATION

People who report having discriminatory attitudes towards people living with HIV	...
--	-----

POLICIES AND REGULATIONS

	2016
Community delivery of treatment	...
Laws requiring parental consent for adolescents to access sexual and reproductive health services	...
TRIPS flexibilities incorporated in national legislation	...

Laws or policies restricting entry, stay and residence of people living with HIV	...
Criminalization of transmission of, nondisclosure of, or exposure to HIV	...
Recommended CD4 level for treatment initiation	≤500 cells/mm3

HIV EXPENDITURE

	2015
Total expenditure	US\$ 69 294 764
Domestic public expenditure	US\$ 69 294 764
Domestic private expenditure	...
International expenditure	...

KEY POPULATIONS

SEX WORKERS	
Estimated size of population	66 584
HIV prevalence	0.9%
Know HIV status	...
Antiretroviral therapy coverage	...
Condom use	90.5%
Condoms distributed to sex workers enrolled in prevention programmes (2016)	...
Coverage of HIV prevention programmes	...
Avoidance of services due to stigma and discrimination	...

PEOPLE WHO INJECT DRUGS

Estimated size of population	...
HIV prevalence	...
Know their HIV status	...
Antiretroviral therapy coverage	...
Condom use	...
Clean needle use at last injection	...
Needles and syringes distributed per person who injects (2016)	...
Coverage of HIV prevention programmes	...
Coverage of opioid substitution therapy (2016)	...
Naloxone available (2016)	...
Safe injection rooms available (2016)	...
Avoidance of services due to stigma and discrimination	...

GAY MEN AND OTHER MEN WHO HAVE SEX WITH MEN

Estimated size of population	249 691
HIV prevalence	16.4%
Know their HIV status	...
Antiretroviral therapy coverage	...
Condom use	...
Condoms distributed to men who have sex with men in prevention programmes (2016)	...
Coverage of HIV prevention programmes	...
Avoidance of services due to stigma and discrimination	...

TRANSGENDER PEOPLE

Estimated size of population	33 323
HIV prevalence	18.5%
Know their HIV status	...
Antiretroviral therapy coverage	...
Condom use	...
Coverage of HIV prevention programmes	...
Avoidance of services due to stigma and discrimination	...

PRISONERS

Estimated size of population	82 023
HIV prevalence	0.8%
Antiretroviral therapy coverage	...
HIV prevention programmes in prisons (2016)	
Condoms distributed	...
Clean needles distributed	...
Prisoners on opioid substitution therapy	...

Unless indicated otherwise, data are from the most recent survey available between 2011 and 2015. Financial data are currently being validated and may be revised. For updates, please see <http://aidsinfo.unaids.org>.

URUGUAY

THE HIV EPIDEMIC

	2005	2010	2016
New HIV infections
HIV incidence per 1000 population
AIDS-related deaths	<500 [<500–<500]	<1000 [<1000–<1000]	<500 [<200–<500]
People living with HIV	11 000 [9600–13 000]	12 000 [10 000–14 000]	12 000 [10 000–14 000]

90-90-90

People living with HIV who:	2016	
Know their HIV status
Are on treatment	6,400	53% [46%–62%]
Adults on antiretroviral therapy	6300	53% [45%–61%]
Are virally suppressed	5,500	46% [40%–54%]

CHILDREN AND PREGNANT WOMEN

	2010	2016
New HIV infections—children	<100 [<100–<100]	<100 [<100–<100]
Antiretroviral therapy coverage — children	>95% [82%→95%]	>95% [93%→95%]
Coverage of pregnant women living with HIV accessing antiretroviral medicines	>95% [87%→95%]	83% [71%→95%]

HIV COMORBIDITIES

Estimated number of incident TB cases among people living with HIV (2015)	<200 [<200–<200]
Proportion of people living with HIV with active TB in HIV care	2.9%
Cervical cancer screening of women living with HIV	...

HIV PREVENTION

Knowledge of HIV prevention among young people (15-24)	...
Condom use at last higher-risk sex (with a non-marital, non-cohabiting partner)	...
Males	...
Females	...
Women aged 15-49 who have their demand for family planning satisfied with modern methods	...
Men aged 15-49 who are circumcised	Not applicable
Male circumcisions performed according to national standards (2016)	Not applicable
People on PrEP (2016)	4

STIGMA AND DISCRIMINATION

People who report having discriminatory attitudes towards people living with HIV	...
--	-----

POLICIES AND REGULATIONS

	2016
Community delivery of treatment	No
Laws requiring parental consent for adolescents to access sexual and reproductive health services	Yes, <18 years
TRIPS flexibilities incorporated in national legislation	No data available

Laws or policies restricting entry, stay and residence of people living with HIV	No
Criminalization of transmission of, nondisclosure of, or exposure to HIV	No
Recommended CD4 level for treatment initiation	TREAT ALL

HIV EXPENDITURE

Total expenditure	...
Domestic public expenditure	...
Domestic private expenditure	...
International expenditure	...

KEY POPULATIONS

SEX WORKERS	
Estimated size of population	8 195
HIV prevalence	...
Know their HIV status	...
Antiretroviral therapy coverage	...
Condom use	...
Condoms distributed to sex workers enrolled in prevention programmes (2016)	...
Coverage of HIV prevention programmes	...
Avoidance of services due to stigma and discrimination	...

PEOPLE WHO INJECT DRUGS

Estimated size of population	...
HIV prevalence	...
Know their HIV status	...
Antiretroviral therapy coverage	...
Condom use	...
Clean needle use at last injection	...
Needles and syringes distributed per person who injects (2016)	...
Coverage of HIV prevention programmes	...
Coverage of opioid substitution therapy (2016)	...
Naloxone available (2016)	No
Safe injection rooms available (2016)	No
Avoidance of services due to stigma and discrimination	...

GAY MEN AND OTHER MEN WHO HAVE SEX WITH MEN

Estimated size of population	33 655
HIV prevalence	...
Know their HIV status	...
Antiretroviral therapy coverage	...
Condom use	...
Condoms distributed to men who have sex with men in prevention programmes (2016)	...
Coverage of HIV prevention programmes	...
Avoidance of services due to stigma and discrimination	...

TRANSGENDER PEOPLE

Estimated size of population	853
HIV prevalence	...
Know their HIV status	...
Antiretroviral therapy coverage	...
Condom use	...
Coverage of HIV prevention programmes	...
Avoidance of services due to stigma and discrimination	...

PRISONERS

Estimated size of population	10 159
HIV prevalence	1.3%
Antiretroviral therapy coverage	...
HIV prevention programmes in prisons (2016)	...
Condoms distributed	...
Clean needles distributed	...
Prisoners on opioid substitution therapy	...

Unless indicated otherwise, data are from the most recent survey available between 2011 and 2015. Financial data are currently being validated and may be revised. For updates, please see <http://aidsinfo.unaids.org>.

VENEZUELA (BOLIVARIAN REPUBLIC OF)

THE HIV EPIDEMIC

	2005	2010	2016
New HIV infections	7100 [6600–7700]	7000 [6400–7600]	6500 [5800–7100]
HIV incidence per 1000 population	0.28 [0.25–0.3]	0.25 [0.23–0.27]	0.21 [0.19–0.23]
AIDS-related deaths	2200 [1800–2500]	2000 [1600–2400]	2500 [2100–2900]
People living with HIV	73 000 [66 000–81 000]	97 000 [88 000–110 000]	120 000 [110 000–130 000]

90-90-90

	2016	
People living with HIV who: Know their HIV status
Are on treatment	71 000	59%
Adults on antiretroviral therapy
Are virally suppressed	8,500	7% [<1%–<1%]

CHILDREN AND PREGNANT WOMEN

	2010	2016
New HIV infections—children	<500 [<500–<500]	<500 [<500–<500]
Antiretroviral therapy coverage — children	48% [44%–52%]	...
Coverage of pregnant women living with HIV accessing antiretroviral medicines	22% [20%–24%]	48% [42%–53%]

HIV COMORBIDITIES

Estimated number of incident TB cases among people living with HIV (2015)	<1000 [<1000-1200]
Proportion of people living with HIV with active TB in HIV care	...
Cervical cancer screening of women living with HIV	...

HIV PREVENTION

Knowledge of HIV prevention among young people (15-24)	...
Condom use at last higher-risk sex (with a non-marital, non-cohabiting partner)	...
Males	...
Females	...
Women aged 15-49 who have their demand for family planning satisfied with modern methods	...
Men aged 15-49 who are circumcised	Not applicable
Male circumcisions performed according to national standards (2016)	Not applicable
People on PrEP (2016)	...

STIGMA AND DISCRIMINATION

People who report having discriminatory attitudes towards people living with HIV	...
--	-----

POLICIES AND REGULATIONS

	2016
Community delivery of treatment	No
Laws requiring parental consent for adolescents to access sexual and reproductive health services	Yes, <14 years
TRIPS flexibilities incorporated in national legislation	No data available

Laws or policies restricting entry, stay and residence of people living with HIV	No
Criminalization of transmission of, nondisclosure of, or exposure to HIV	Yes
Recommended CD4 level for treatment initiation	TREAT ALL

HIV EXPENDITURE

	2015
Total expenditure	US\$ 69 111 176
Domestic public expenditure	US\$ 69 026 761
Domestic private expenditure	...
International expenditure	US\$ 84 415

KEY POPULATIONS

SEX WORKERS

Estimated size of population	...
HIV prevalence	...
Know HIV status	...
Antiretroviral therapy coverage	...
Condom use	...
Condoms distributed to sex workers enrolled in prevention programmes (2016)	...
Coverage of HIV prevention programmes	...
Avoidance of services due to stigma and discrimination	...

PEOPLE WHO INJECT DRUGS

Estimated size of population	...
HIV prevalence	...
Know their HIV status	...
Antiretroviral therapy coverage	...
Condom use	...
Clean needle use at last injection	...
Needles and syringes distributed per person who injects (2016)	...
Coverage of HIV prevention programmes	...
Coverage of opioid substitution therapy (2016)	...
Naloxone available (2016)	No
Safe injection rooms available (2016)	No
Avoidance of services due to stigma and discrimination	...

GAY MEN AND OTHER MEN WHO HAVE SEX WITH MEN

Estimated size of population	...
HIV prevalence	...
Know their HIV status	...
Antiretroviral therapy coverage	...
Condom use	...
Condoms distributed to men who have sex with men in prevention programmes (2016)	...
Coverage of HIV prevention programmes	...
Avoidance of services due to stigma and discrimination	...

TRANSGENDER PEOPLE

Estimated size of population	...
HIV prevalence	...
Know their HIV status	...
Antiretroviral therapy coverage	...
Condom use	...
Coverage of HIV prevention programmes	...
Avoidance of services due to stigma and discrimination	...

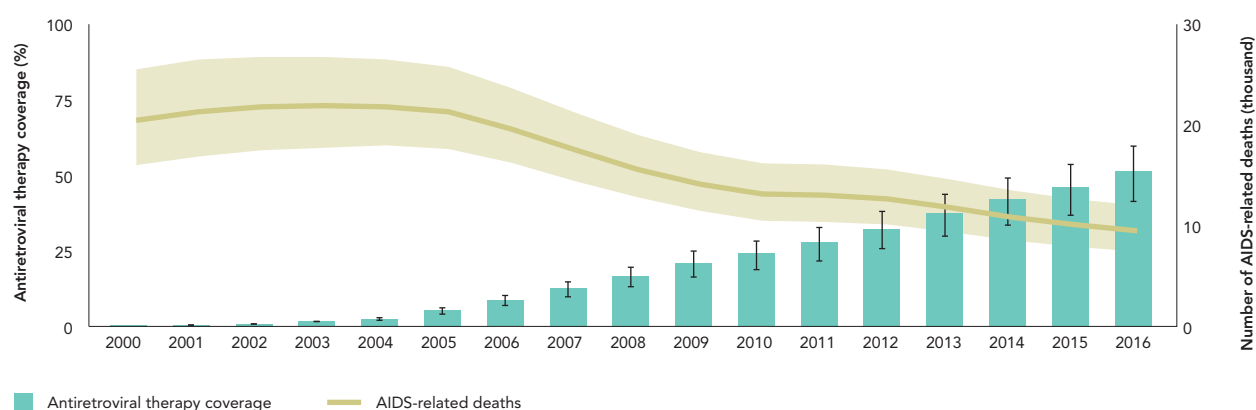
PRISONERS

Estimated size of population	...
HIV prevalence	...
Antiretroviral therapy coverage	...
HIV prevention programmes in prisons (2016)	...
Condoms distributed	...
Clean needles distributed	...
Prisoners on opioid substitution therapy	...

Unless indicated otherwise, data are from the most recent survey available between 2011 and 2015. Financial data are currently being validated and may be revised. For updates, please see <http://aidsinfo.unaids.org>.

CARIBBEAN OVERVIEW

AIDS-RELATED DEATHS DROP BELOW 10 000

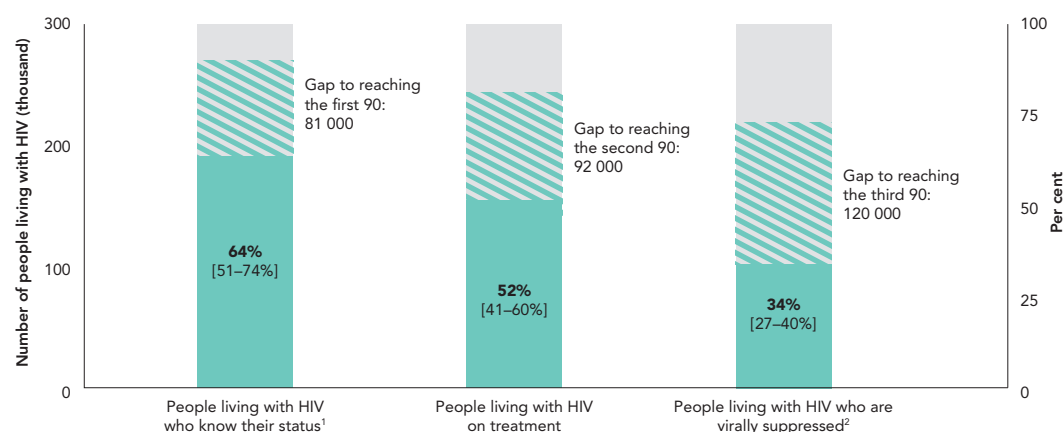


ANTIRETROVIRAL THERAPY COVERAGE AND NUMBER OF AIDS-RELATED DEATHS, CARIBBEAN, 2000–2016

The number of people accessing antiretroviral therapy over the last six years has more than doubled, and this has played a primary role in the reduction of AIDS-related deaths from an estimated 21 000 [16 000–26 000] in 2000 to an estimated 9400 [7300–12 000] in 2016.

Source: 2017 Global AIDS Monitoring. UNAIDS 2017 estimates.

HIV TESTING AND TREATMENT CASCADE IN THE CARIBBEAN



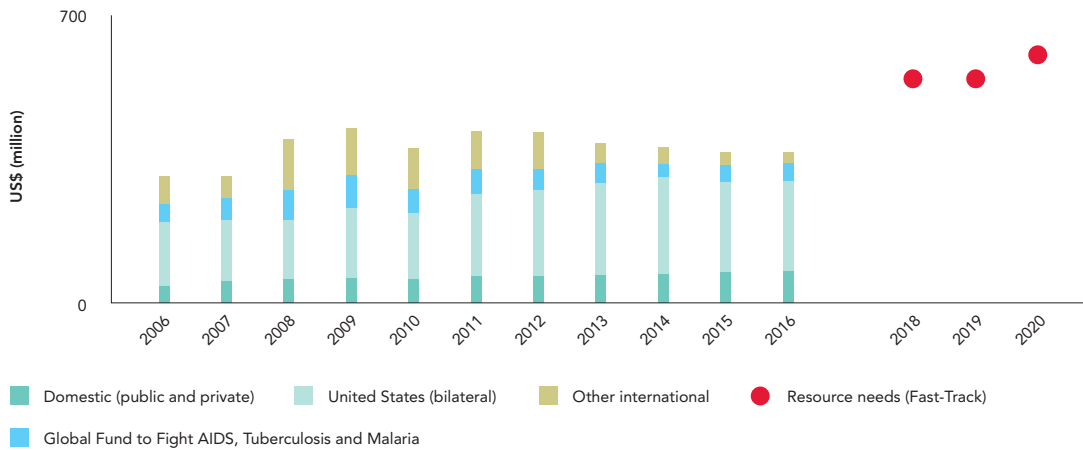
KNOWLEDGE OF HIV STATUS, ANTIRETROVIRAL THERAPY COVERAGE AND VIRAL SUPPRESSION AMONG PEOPLE LIVING WITH HIV, CARIBBEAN, 2016

Source: UNAIDS special analysis, 2017; see annex on methods for more details.

¹ 2016 measure derived from data reported by seven countries, which accounted for 93% of people living with HIV in the region.

² 2016 measure derived from data reported by 10 countries. In the region, 52% of all people on antiretroviral therapy were reported to have received a viral load test during the reporting period.

DIMINISHING EXTERNAL FUNDING IN THE CARIBBEAN

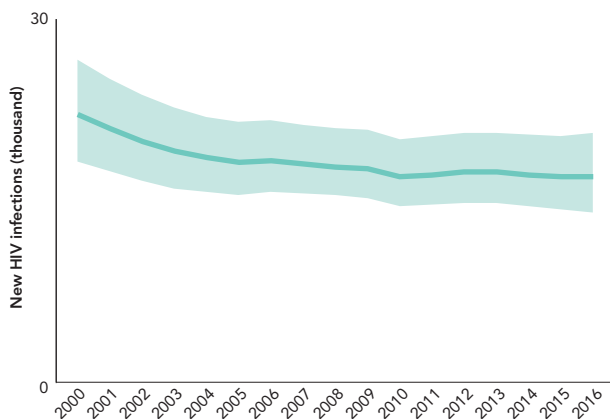


HIV RESOURCE AVAILABILITY BY SOURCE, 2006–2016, AND PROJECTED RESOURCE NEEDS BY 2020, CARIBBEAN*

Source: UNAIDS estimates on HIV resource availability, June 2017. Fast-Track update on investments needed in the AIDS response, 2016–2030. Geneva: UNAIDS; 2016. Financing the response to low- and middle-income countries: international assistance from donor governments in 2016. The Henry J. Kaiser Family Foundation and UNAIDS (in press). GAM/GARPR reports (2005–2017). Philanthropic support to address HIV/AIDS in 2015. Washington, DC: Funders Concerned about AIDS; 2016.

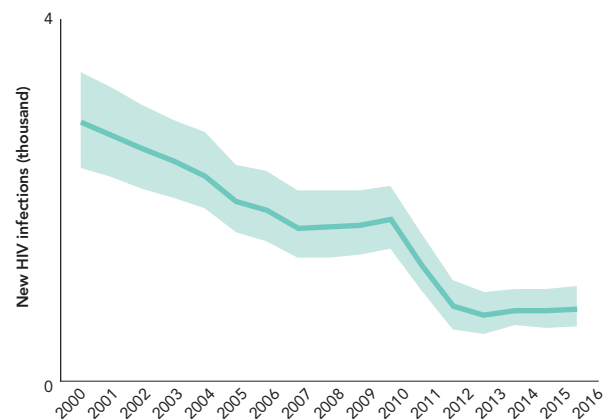
* Estimates for low- and middle-income countries per 2015 World Bank income level classification. All figures are expressed in constant 2016 US dollars.

NEW HIV INFECTIONS RISING IN CUBA, FALLING IN HAITI



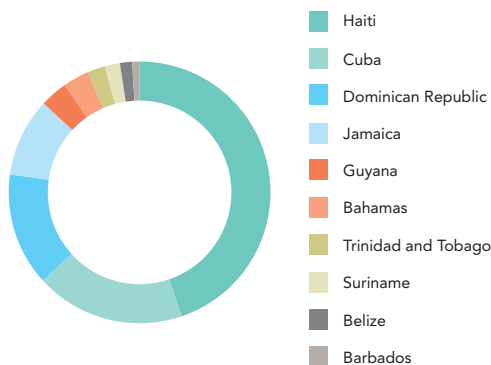
NUMBER OF NEW HIV INFECTIONS, ADULTS (AGED 15 YEARS AND OLDER), CARIBBEAN, 2000–2016

Source: UNAIDS 2017 estimates.



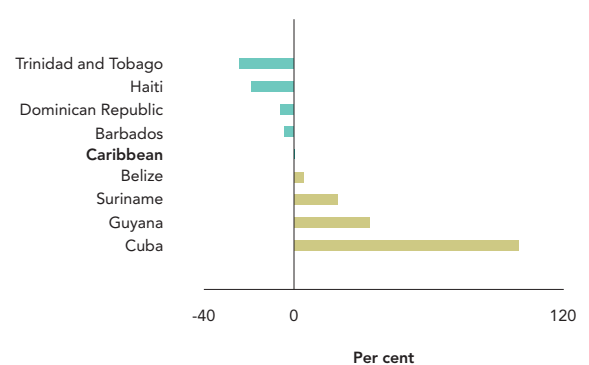
NUMBER OF NEW HIV INFECTIONS, CHILDREN (AGED 0–14 YEARS), CARIBBEAN, 2000–2016

Source: UNAIDS 2017 estimates.



DISTRIBUTION OF NEW HIV INFECTIONS, BY COUNTRY, CARIBBEAN, 2016

Source: UNAIDS 2017 estimates.



PERCENT CHANGE IN NEW HIV INFECTIONS, BY COUNTRY, CARIBBEAN, FROM 2010 TO 2016

Source: UNAIDS 2017 estimates.

ANTIGUA AND BARBUDA

THE HIV EPIDEMIC

	2005	2010	2016
New HIV infections
HIV incidence per 1000 population
AIDS-related deaths
People living with HIV

90-90-90

People living with HIV who:	2016	
Know their HIV status
Are on treatment	<500	38%
Adults on antiretroviral therapy
Are virally suppressed	<500	23% [<1%–<1%]

CHILDREN AND PREGNANT WOMEN

	2010	2016
New HIV infections—children
Antiretroviral therapy coverage — children
Coverage of pregnant women living with HIV accessing antiretroviral medicines

HIV COMORBIDITIES

Estimated number of incident TB cases among people living with HIV (2015)	<100 [<100–<100]
Proportion of people living with HIV with active TB in HIV care	...
Cervical cancer screening of women living with HIV	...

HIV PREVENTION

Knowledge of HIV prevention among young people (15-24)	85.7%
Condom use at last higher-risk sex (with a non-marital, non-cohabiting partner)	
Males	...
Females	...
Women aged 15-49 who have their demand for family planning satisfied with modern methods	...
Men aged 15-49 who are circumcised	Not applicable
Male circumcisions performed according to national standards (2016)	Not applicable
People on PrEP (2016)	...

STIGMA AND DISCRIMINATION

People who report having discriminatory attitudes towards people living with HIV	...
--	-----

POLICIES AND REGULATIONS

	2016
Community delivery of treatment	No
Laws requiring parental consent for adolescents to access sexual and reproductive health services	Yes, <18 years
TRIPS flexibilities incorporated in national legislation	Yes

Laws or policies restricting entry, stay and residence of people living with HIV	No
Criminalization of transmission of, nondisclosure of, or exposure to HIV	No
Recommended CD4 level for treatment initiation	TREAT ALL

HIV EXPENDITURE

	2013
Total expenditure	US\$ 1 423 132
Domestic public expenditure	US\$ 355 037
Domestic private expenditure	US\$ 3 718
International expenditure	US\$ 1 064 377

KEY POPULATIONS

SEX WORKERS	
Estimated size of population	755
HIV prevalence	1%
Know their HIV status	...
Antiretroviral therapy coverage	...
Condom use	100%
Condoms distributed to sex workers enrolled in prevention programmes (2016)	...
Coverage of HIV prevention programmes	...
Avoidance of services due to stigma and discrimination	...

PEOPLE WHO INJECT DRUGS

Estimated size of population	...
HIV prevalence	...
Know their HIV status	...
Antiretroviral therapy coverage	...
Condom use	...
Clean needle use at last injection	...
Needles and syringes distributed per person who injects (2016)	...
Coverage of HIV prevention programmes	...
Coverage of opioid substitution therapy (2016)	...
Naloxone available (2016)	No
Safe injection rooms available (2016)	No
Avoidance of services due to stigma and discrimination	...

GAY MEN AND OTHER MEN WHO HAVE SEX WITH MEN

Estimated size of population	...
HIV prevalence	...
Know their HIV status	...
Antiretroviral therapy coverage	...
Condom use	...
Condoms distributed to men who have sex with men in prevention programmes (2016)	...
Coverage of HIV prevention programmes	...
Avoidance of services due to stigma and discrimination	...

TRANSGENDER PEOPLE

Estimated size of population	...
HIV prevalence	...
Know their HIV status	...
Antiretroviral therapy coverage	...
Condom use	...
Coverage of HIV prevention programmes	...
Avoidance of services due to stigma and discrimination	...

PRISONERS

Estimated size of population	...
HIV prevalence	8%
Antiretroviral therapy coverage	100%
HIV prevention programmes in prisons (2016)	
Condoms distributed	...
Clean needles distributed	...
Prisoners on opioid substitution therapy	...

Unless indicated otherwise, data are from the most recent survey available between 2011 and 2015. Financial data are currently being validated and may be revised. For updates, please see <http://aidsinfo.unaids.org>.

BAHAMAS

THE HIV EPIDEMIC

	2005	2010	2016
New HIV infections
HIV incidence per 1000 population
AIDS-related deaths
People living with HIV	5900 [5400–6300]	7000 [6400–7300]	8200 [7400–9000]

90-90-90

People living with HIV who:	2016	
Know their HIV status
Are on treatment	2,300	28% [25%–31%]
Adults on antiretroviral therapy	2200	28% [25%–30%]
Are virally suppressed	1,500	18% [16%–20%]

CHILDREN AND PREGNANT WOMEN

	2010	2016
New HIV infections—children
Antiretroviral therapy coverage — children
Coverage of pregnant women living with HIV accessing antiretroviral medicines

HIV COMORBIDITIES

Estimated number of incident TB cases among people living with HIV (2015)	<100 [<100–<100]
Proportion of people living with HIV with active TB in HIV care	6.1%
Cervical cancer screening of women living with HIV	...

HIV PREVENTION

Knowledge of HIV prevention among young people (15-24)	4.4%
Condom use at last higher-risk sex (with a non-marital, non-cohabiting partner)	
Males	...
Females	...
Women aged 15-49 who have their demand for family planning satisfied with modern methods	...
Men aged 15-49 who are circumcised	Not applicable
Male circumcisions performed according to national standards (2016)	Not applicable
People on PrEP (2016)	2

STIGMA AND DISCRIMINATION

People who report having discriminatory attitudes towards people living with HIV	...
--	-----

POLICIES AND REGULATIONS

	2016
Community delivery of treatment	No
Laws requiring parental consent for adolescents to access sexual and reproductive health services	Yes, <18 years
TRIPS flexibilities incorporated in national legislation	No

Laws or policies restricting entry, stay and residence of people living with HIV	No
Criminalization of transmission of, nondisclosure of, or exposure to HIV	Yes
Recommended CD4 level for treatment initiation	TREAT ALL

HIV EXPENDITURE

Total expenditure	...
Domestic public expenditure	...
Domestic private expenditure	...
International expenditure	...

KEY POPULATIONS

SEX WORKERS

Estimated size of population	...
HIV prevalence	...
Know HIV status	...
Antiretroviral therapy coverage	...
Condom use	...
Condoms distributed to sex workers enrolled in prevention programmes (2016)	...
Coverage of HIV prevention programmes	...
Avoidance of services due to stigma and discrimination	...

PEOPLE WHO INJECT DRUGS

Estimated size of population	...
HIV prevalence	...
Know their HIV status	...
Antiretroviral therapy coverage	...
Condom use	...
Clean needle use at last injection	...
Needles and syringes distributed per person who injects (2016)	...
Coverage of HIV prevention programmes	...
Coverage of opioid substitution therapy (2016)	...
Naloxone available (2016)	No
Safe injection rooms available (2016)	No
Avoidance of services due to stigma and discrimination	...

GAY MEN AND OTHER MEN WHO HAVE SEX WITH MEN

Estimated size of population	...
HIV prevalence	19.6%
Know their HIV status	91%
Antiretroviral therapy coverage	...
Condom use	63%
Condoms distributed to men who have sex with men in prevention programmes (2016)	...
Coverage of HIV prevention programmes	...
Avoidance of services due to stigma and discrimination	...

TRANSGENDER PEOPLE

Estimated size of population	...
HIV prevalence	...
Know their HIV status	...
Antiretroviral therapy coverage	...
Condom use	...
Coverage of HIV prevention programmes	...
Avoidance of services due to stigma and discrimination	...

PRISONERS

Estimated size of population	...
HIV prevalence	2.8%
Antiretroviral therapy coverage	...
HIV prevention programmes in prisons (2016)	...
Condoms distributed	...
Clean needles distributed	...
Prisoners on opioid substitution therapy	...

Unless indicated otherwise, data are from the most recent survey available between 2011 and 2015. Financial data are currently being validated and may be revised. For updates, please see <http://aidsinfo.unaids.org>.

BARBADOS

THE HIV EPIDEMIC

	2005	2010	2016
New HIV infections	<200 [<200–<200]	<200 [<200–<200]	<200 [<200–<200]
HIV incidence per 1000 population	0.62 [0.6–0.64]	0.60 [0.57–0.63]	0.58 [0.54–0.61]
AIDS-related deaths	<100 [<100–<100]	<100 [<100–<100]	<100 [<100–<100]
People living with HIV	1600 [1500–1800]	2200 [2000–2400]	2600 [2400–2900]

90-90-90

People living with HIV who:	2016	
Know their HIV status
Are on treatment	1,200	46% [41%–50%]
Adults on antiretroviral therapy	1200	45% [41%–50%]
Are virally suppressed	<1000	34% [30%–37%]

CHILDREN AND PREGNANT WOMEN

	2010	2016
New HIV infections—children
Antiretroviral therapy coverage — children
Coverage of pregnant women living with HIV accessing antiretroviral medicines

HIV COMORBIDITIES

Estimated number of incident TB cases among people living with HIV (2015)	<100
Proportion of people living with HIV with active TB in HIV care	...
Cervical cancer screening of women living with HIV	...

HIV PREVENTION

Knowledge of HIV prevention among young people (15-24)	46.3%
Condom use at last higher-risk sex (with a non-marital, non-cohabiting partner)	
Males	...
Females	...
Women aged 15-49 who have their demand for family planning satisfied with modern methods	...
Men aged 15-49 who are circumcised	Not applicable
Male circumcisions performed according to national standards (2016)	Not applicable
People on PrEP (2016)	...

STIGMA AND DISCRIMINATION

People who report having discriminatory attitudes towards people living with HIV	...
--	-----

POLICIES AND REGULATIONS

	2016
Community delivery of treatment	No
Laws requiring parental consent for adolescents to access sexual and reproductive health services	Yes, <18 years
TRIPS flexibilities incorporated in national legislation	No data available

Laws or policies restricting entry, stay and residence of people living with HIV	No
Criminalization of transmission of, nondisclosure of, or exposure to HIV	No
Recommended CD4 level for treatment initiation	TREAT ALL

HIV EXPENDITURE

	2015
Total expenditure	US\$ 8 012 217
Domestic public expenditure	US\$ 7 921 936
Domestic private expenditure	...
International expenditure	US\$ 90 281

KEY POPULATIONS

SEX WORKERS

Estimated size of population	...
HIV prevalence	...
Know their HIV status	...
Antiretroviral therapy coverage	...
Condom use	...
Condoms distributed to sex workers enrolled in prevention programmes (2016)	...
Coverage of HIV prevention programmes	...
Avoidance of services due to stigma and discrimination	...

PEOPLE WHO INJECT DRUGS

Estimated size of population	...
HIV prevalence	...
Know their HIV status	...
Antiretroviral therapy coverage	...
Condom use	...
Clean needle use at last injection	...
Needles and syringes distributed per person who injects (2016)	...
Coverage of HIV prevention programmes	...
Coverage of opioid substitution therapy (2016)	...
Naloxone available (2016)	...
Safe injection rooms available (2016)	...
Avoidance of services due to stigma and discrimination	...

GAY MEN AND OTHER MEN WHO HAVE SEX WITH MEN

Estimated size of population	...
HIV prevalence	14.4%
Know their HIV status	...
Antiretroviral therapy coverage	...
Condom use	58.2%
Condoms distributed to men who have sex with men in prevention programmes (2016)	...
Coverage of HIV prevention programmes	...
Avoidance of services due to stigma and discrimination	...

TRANSGENDER PEOPLE

Estimated size of population	...
HIV prevalence	...
Know their HIV status	...
Antiretroviral therapy coverage	...
Condom use	...
Coverage of HIV prevention programmes	...
Avoidance of services due to stigma and discrimination	...

PRISONERS

Estimated size of population	...
HIV prevalence	1.3%
Antiretroviral therapy coverage	...
HIV prevention programmes in prisons (2016)	...
Condoms distributed	...
Clean needles distributed	...
Prisoners on opioid substitution therapy	...

Unless indicated otherwise, data are from the most recent survey available between 2011 and 2015. Financial data are currently being validated and may be revised. For updates, please see <http://aidsinfo.unaids.org>.

BELIZE

THE HIV EPIDEMIC

	2005	2010	2016
New HIV infections	<500 [<500–<500]	<500 [<200–<500]	<500 [<200–<500]
HIV incidence per 1000 population	1.35 [1.06–1.65]	0.80 [0.51–1.1]	0.75 [0.51–1]
AIDS-related deaths	<100 [<100–<100]	<100 [<100–<200]	<200 [<200–<500]
People living with HIV	2500 [2200–2700]	3500 [2800–4300]	4300 [3400–5200]

90-90-90

People living with HIV who:	2016	
Know their HIV status
Are on treatment	1,400	32% [26%–39%]
Adults on antiretroviral therapy	1300	31% [25%–38%]
Are virally suppressed	<1000	22% [18%–27%]

CHILDREN AND PREGNANT WOMEN

	2010	2016
New HIV infections—children	<100 [<100–<100]	<100 [<100–<100]
Antiretroviral therapy coverage — children	89% [78%–95%]	64% [50%–82%]
Coverage of pregnant women living with HIV accessing antiretroviral medicines	62% [46%–77%]	35% [28%–44%]

HIV COMORBIDITIES

Estimated number of incident TB cases among people living with HIV (2015)	<100 [<100–<100]
Proportion of people living with HIV with active TB in HIV care	...
Cervical cancer screening of women living with HIV	...

HIV PREVENTION

Knowledge of HIV prevention among young people (15-24)	76.4%
Condom use at last higher-risk sex (with a non-marital, non-cohabiting partner)	
Males	...
Females	...
Women aged 15-49 who have their demand for family planning satisfied with modern methods	...
Men aged 15-49 who are circumcised	Not applicable
Male circumcisions performed according to national standards (2016)	Not applicable
People on PrEP (2016)	...

STIGMA AND DISCRIMINATION

People who report having discriminatory attitudes towards people living with HIV	...
--	-----

POLICIES AND REGULATIONS

	2016
Community delivery of treatment	...
Laws requiring parental consent for adolescents to access sexual and reproductive health services	...
TRIPS flexibilities incorporated in national legislation	...

Laws or policies restricting entry, stay and residence of people living with HIV	...
Criminalization of transmission of, nondisclosure of, or exposure to HIV	...
Recommended CD4 level for treatment initiation	≤500 cells/mm3

HIV EXPENDITURE

	2012
Total expenditure	US\$ 2 836 772
Domestic public expenditure	US\$ 832 345
Domestic private expenditure	US\$ 118 050
International expenditure	US\$ 1 886 377

KEY POPULATIONS

SEX WORKERS	
Estimated size of population	...
HIV prevalence	...
Know HIV status	...
Antiretroviral therapy coverage	...
Condom use	...
Condoms distributed to sex workers enrolled in prevention programmes (2016)	...
Coverage of HIV prevention programmes	...
Avoidance of services due to stigma and discrimination	...

PEOPLE WHO INJECT DRUGS

Estimated size of population	...
HIV prevalence	...
Know their HIV status	...
Antiretroviral therapy coverage	...
Condom use	...
Clean needle use at last injection	...
Needles and syringes distributed per person who injects (2016)	...
Coverage of HIV prevention programmes	...
Coverage of opioid substitution therapy (2016)	...
Naloxone available (2016)	...
Safe injection rooms available (2016)	...
Avoidance of services due to stigma and discrimination	...

GAY MEN AND OTHER MEN WHO HAVE SEX WITH MEN

Estimated size of population	...
HIV prevalence	...
Know their HIV status	...
Antiretroviral therapy coverage	...
Condom use	81.4%
Condoms distributed to men who have sex with men in prevention programmes (2016)	...
Coverage of HIV prevention programmes	...
Avoidance of services due to stigma and discrimination	...

TRANSGENDER PEOPLE

Estimated size of population	...
HIV prevalence	...
Know their HIV status	...
Antiretroviral therapy coverage	...
Condom use	...
Coverage of HIV prevention programmes	...
Avoidance of services due to stigma and discrimination	...

PRISONERS

Estimated size of population	...
HIV prevalence	5.8%
Antiretroviral therapy coverage	...
HIV prevention programmes in prisons (2016)	...
Condoms distributed	...
Clean needles distributed	...
Prisoners on opioid substitution therapy	...

Unless indicated otherwise, data are from the most recent survey available between 2011 and 2015. Financial data are currently being validated and may be revised. For updates, please see <http://aidsinfo.unaids.org>.

CUBA

THE HIV EPIDEMIC

	2005	2010	2016
New HIV infections	<1000 [<1000–<1000]	1600 [1400–1800]	3300 [2600–3600]
HIV incidence per 1000 population	0.08 [0.07–0.09]	0.15 [0.12–0.16]	0.29 [0.24–0.33]
AIDS-related deaths	<100 [<100–<200]	<200 [<200–<200]	<200 [<200–<500]
People living with HIV	5600 [4900–6100]	11 000 [9800–12 000]	25 000 [22 000–28 000]

90-90-90

People living with HIV who:	2016	
Know their HIV status	22 000	87% [75%–95%]
Are on treatment	18 000	70% [60%–77%]
Adults on antiretroviral therapy	17 600	70% [61%–78%]
Are virally suppressed	10 000	41% [35%–45%]

CHILDREN AND PREGNANT WOMEN

	2010	2016
New HIV infections—children	<100 [<100–<100]	<100 [<100–<100]
Antiretroviral therapy coverage — children	23% [21%–25%]	24% [22%–27%]
Coverage of pregnant women living with HIV accessing antiretroviral medicines	64% [57%–70%]	63% [56%–70%]

HIV COMORBIDITIES

Estimated number of incident TB cases among people living with HIV (2015)	<100 [<100–<100]
Proportion of people living with HIV with active TB in HIV care	0.3%
Cervical cancer screening of women living with HIV	...

HIV PREVENTION

Knowledge of HIV prevention among young people (15-24)	...
Condom use at last higher-risk sex (with a non-marital, non-cohabiting partner)	...
Males	...
Females	...
Women aged 15-49 who have their demand for family planning satisfied with modern methods	...
Men aged 15-49 who are circumcised	Not applicable
Male circumcisions performed according to national standards (2016)	Not applicable
People on PrEP (2016)	...

STIGMA AND DISCRIMINATION

People who report they would not buy vegetables from a shopkeeper living with HIV	16.4%
---	-------

POLICIES AND REGULATIONS

	2016
Community delivery of treatment	Yes
Laws requiring parental consent for adolescents to access sexual and reproductive health services	Yes, <14 years
TRIPS flexibilities incorporated in national legislation	No data available

Laws or policies restricting entry, stay and residence of people living with HIV	Yes
Criminalization of transmission of, nondisclosure of, or exposure to HIV	Yes
Recommended CD4 level for treatment initiation	≤500 cells/mm3

HIV EXPENDITURE

	2013
Total expenditure	US\$ 69 734 372
Domestic public expenditure	US\$ 63 807 290
Domestic private expenditure	...
International expenditure	US\$ 5 927 082

KEY POPULATIONS

SEX WORKERS	
Estimated size of population	89 008
HIV prevalence	0.3%
Know HIV status	...
Antiretroviral therapy coverage	85.1%
Condom use	76.8%
Condoms distributed to sex workers enrolled in prevention programmes (2016)	...
Coverage of HIV prevention programmes	...
Avoidance of services due to stigma and discrimination	...

PEOPLE WHO INJECT DRUGS

Estimated size of population	...
HIV prevalence	...
Know their HIV status	...
Antiretroviral therapy coverage	...
Condom use	...
Clean needle use at last injection	...
Needles and syringes distributed per person who injects (2016)	...
Coverage of HIV prevention programmes	...
Coverage of opioid substitution therapy (2016)	...
Naloxone available (2016)	No
Safe injection rooms available (2016)	No
Avoidance of services due to stigma and discrimination	...

GAY MEN AND OTHER MEN WHO HAVE SEX WITH MEN

Estimated size of population	257 921
HIV prevalence	1.8%
Know their HIV status	...
Antiretroviral therapy coverage	79.4%
Condom use	57%
Condoms distributed to men who have sex with men in prevention programmes (2016)	...
Coverage of HIV prevention programmes	...
Avoidance of services due to stigma and discrimination	...

TRANSGENDER PEOPLE

Estimated size of population	3 544
HIV prevalence	...
Know their HIV status	...
Antiretroviral therapy coverage	80.7%
Condom use	46.7%
Coverage of HIV prevention programmes	...
Avoidance of services due to stigma and discrimination	...

PRISONERS

Estimated size of population	...
HIV prevalence	...
Antiretroviral therapy coverage	...
HIV prevention programmes in prisons (2016)	...
Condoms distributed	...
Clean needles distributed	...
Prisoners on opioid substitution therapy	...

Unless indicated otherwise, data are from the most recent survey available between 2011 and 2015. Financial data are currently being validated and may be revised. For updates, please see <http://aidsinfo.unaids.org>.

DOMINICA

THE HIV EPIDEMIC

	2005	2010	2016
New HIV infections
HIV incidence per 1000 population
AIDS-related deaths
People living with HIV

90-90-90

People living with HIV who:	2016	
Know their HIV status
Are on treatment	<100	21%
Adults on antiretroviral therapy
Are virally suppressed	<100	17% [<1%–<1%]

CHILDREN AND PREGNANT WOMEN

	2010	2016
New HIV infections—children
Antiretroviral therapy coverage — children
Coverage of pregnant women living with HIV accessing antiretroviral medicines

HIV COMORBIDITIES

Estimated number of incident TB cases among people living with HIV (2015)	<100 [<100–<100]
Proportion of people living with HIV with active TB in HIV care	16.7%
Cervical cancer screening of women living with HIV	...

HIV PREVENTION

Knowledge of HIV prevention among young people (15-24)	...
Condom use at last higher-risk sex (with a non-marital, non-cohabiting partner)	...
Males	...
Females	...
Women aged 15-49 who have their demand for family planning satisfied with modern methods	...
Men aged 15-49 who are circumcised	Not applicable
Male circumcisions performed according to national standards (2016)	Not applicable
People on PrEP (2016)	...

STIGMA AND DISCRIMINATION

People who report having discriminatory attitudes towards people living with HIV	...
--	-----

POLICIES AND REGULATIONS

	2016
Community delivery of treatment	Yes
Laws requiring parental consent for adolescents to access sexual and reproductive health services	Yes, <18 years
TRIPS flexibilities incorporated in national legislation	No

Laws or policies restricting entry, stay and residence of people living with HIV	No
Criminalization of transmission of, nondisclosure of, or exposure to HIV	No
Recommended CD4 level for treatment initiation	≤500 cells/mm3

HIV EXPENDITURE

	2012
Total expenditure	US\$ 336 411
Domestic public expenditure	US\$ 176 411
Domestic private expenditure	...
International expenditure	US\$ 160 000

KEY POPULATIONS

SEX WORKERS

Estimated size of population	...
HIV prevalence	...
Know their HIV status	...
Antiretroviral therapy coverage	...
Condom use	...
Condoms distributed to sex workers enrolled in prevention programmes (2016)	...
Coverage of HIV prevention programmes	...
Avoidance of services due to stigma and discrimination	...

PEOPLE WHO INJECT DRUGS

Estimated size of population	...
HIV prevalence	...
Know their HIV status	...
Antiretroviral therapy coverage	...
Condom use	...
Clean needle use at last injection	...
Needles and syringes distributed per person who injects (2016)	...
Coverage of HIV prevention programmes	...
Coverage of opioid substitution therapy (2016)	...
Naloxone available (2016)	No
Safe injection rooms available (2016)	No
Avoidance of services due to stigma and discrimination	...

GAY MEN AND OTHER MEN WHO HAVE SEX WITH MEN

Estimated size of population	...
HIV prevalence	...
Know their HIV status	...
Antiretroviral therapy coverage	...
Condom use	...
Condoms distributed to men who have sex with men in prevention programmes (2016)	...
Coverage of HIV prevention programmes	...
Avoidance of services due to stigma and discrimination	...

TRANSGENDER PEOPLE

Estimated size of population	...
HIV prevalence	...
Know their HIV status	...
Antiretroviral therapy coverage	...
Condom use	...
Coverage of HIV prevention programmes	...
Avoidance of services due to stigma and discrimination	...

PRISONERS

Estimated size of population	...
HIV prevalence	...
Antiretroviral therapy coverage	...
HIV prevention programmes in prisons (2016)	...
Condoms distributed	...
Clean needles distributed	...
Prisoners on opioid substitution therapy	...

Unless indicated otherwise, data are from the most recent survey available between 2011 and 2015. Financial data are currently being validated and may be revised. For updates, please see <http://aidsinfo.unaids.org>.

DOMINICAN REPUBLIC

THE HIV EPIDEMIC

	2005	2010	2016
New HIV infections	3900 [2600–5800]	2700 [1800–4400]	2500 [1600–4100]
HIV incidence per 1000 population	0.44 [0.3–0.65]	0.29 [0.19–0.46]	0.24 [0.15–0.4]
AIDS-related deaths	7400 [5400–10 000]	4400 [2900–6500]	2200 [1300–3600]
People living with HIV	94 000 [67 000–130 000]	76 000 [55 000–110 000]	67 000 [51 000–91 000]

90-90-90

People living with HIV who:	2016	
Know their HIV status	46 000	69% [53%–95%]
Are on treatment	31 000	46% [35%–63%]
Adults on antiretroviral therapy	30 100	46% [35%–63%]
Are virally suppressed	19 000	28% [21%–38%]

CHILDREN AND PREGNANT WOMEN

	2010	2016
New HIV infections—children	<200 [<100–<500]	<100 [<100–<200]
Antiretroviral therapy coverage — children	31% [23%–44%]	45% [33%–69%]
Coverage of pregnant women living with HIV accessing antiretroviral medicines	52% [39%–75%]	83% [65%–95%]

HIV COMORBIDITIES

Estimated number of incident TB cases among people living with HIV (2015)	1600 [1000–2300]
Proportion of people living with HIV with active TB in HIV care	21.1%
Cervical cancer screening of women living with HIV	...

HIV PREVENTION

Knowledge of HIV prevention among young people (15–24)	42.8%
Condom use at last higher-risk sex (with a non-marital, non-cohabiting partner)	
Males	71%
Females	44.7%
Women aged 15–49 who have their demand for family planning satisfied with modern methods	...
Men aged 15–49 who are circumcised	12.7%
Male circumcisions performed according to national standards (2016)	Not applicable
People on PrEP (2016)	...

STIGMA AND DISCRIMINATION

People who report they would not buy vegetables from a shopkeeper living with HIV	49.3%
---	-------

POLICIES AND REGULATIONS

	2016
Community delivery of treatment	No
Laws requiring parental consent for adolescents to access sexual and reproductive health services	No
TRIPS flexibilities incorporated in national legislation	Yes

Laws or policies restricting entry, stay and residence of people living with HIV	Yes
Criminalization of transmission of, nondisclosure of, or exposure to HIV	Yes
Recommended CD4 level for treatment initiation	≤500 cells/mm3

HIV EXPENDITURE

	2015
Total expenditure	US\$ 18 331 547
Domestic public expenditure	US\$ 10 396 500
Domestic private expenditure	...
International expenditure	US\$ 7 935 047

KEY POPULATIONS

SEX WORKERS

Estimated size of population	...
HIV prevalence	...
Know HIV status	...
Antiretroviral therapy coverage	...
Condom use	...
Condoms distributed to sex workers enrolled in prevention programmes (2016)	...
Coverage of HIV prevention programmes	...
Avoidance of services due to stigma and discrimination	...

PEOPLE WHO INJECT DRUGS

Estimated size of population	...
HIV prevalence	...
Know their HIV status	...
Antiretroviral therapy coverage	...
Condom use	45.4%
Clean needle use at last injection	...
Needles and syringes distributed per person who injects (2016)	...
Coverage of HIV prevention programmes	...
Coverage of opioid substitution therapy (2016)	...
Naloxone available (2016)	No
Safe injection rooms available (2016)	No
Avoidance of services due to stigma and discrimination	...

GAY MEN AND OTHER MEN WHO HAVE SEX WITH MEN

Estimated size of population	...
HIV prevalence	...
Know their HIV status	...
Antiretroviral therapy coverage	...
Condom use	...
Condoms distributed to men who have sex with men in prevention programmes (2016)	24
Coverage of HIV prevention programmes	...
Avoidance of services due to stigma and discrimination	...

TRANSGENDER PEOPLE

Estimated size of population	...
HIV prevalence	...
Know their HIV status	...
Antiretroviral therapy coverage	...
Condom use	...
Coverage of HIV prevention programmes	33.7%
Avoidance of services due to stigma and discrimination	...

PRISONERS

Estimated size of population	...
HIV prevalence	...
Antiretroviral therapy coverage	...
HIV prevention programmes in prisons (2016)	...
Condoms distributed	...
Clean needles distributed	...
Prisoners on opioid substitution therapy	...

Unless indicated otherwise, data are from the most recent survey available between 2011 and 2015. Financial data are currently being validated and may be revised. For updates, please see <http://aidsinfo.unaids.org>.

GRENADA

THE HIV EPIDEMIC

	2005	2010	2016
New HIV infections
HIV incidence per 1000 population
AIDS-related deaths
People living with HIV

90-90-90

People living with HIV who:	2016	
Know their HIV status
Are on treatment	<200	...
Adults on antiretroviral therapy
Are virally suppressed	<200	...

CHILDREN AND PREGNANT WOMEN

	2010	2016
New HIV infections—children
Antiretroviral therapy coverage — children
Coverage of pregnant women living with HIV accessing antiretroviral medicines

HIV COMORBIDITIES

Estimated number of incident TB cases among people living with HIV (2015)	<100 [<100-<100]
Proportion of people living with HIV with active TB in HIV care	3.3%
Cervical cancer screening of women living with HIV	...

HIV PREVENTION

Knowledge of HIV prevention among young people (15-24)	...
Condom use at last higher-risk sex (with a non-marital, non-cohabiting partner)	...
Males	...
Females	...
Women aged 15-49 who have their demand for family planning satisfied with modern methods	...
Men aged 15-49 who are circumcised	Not applicable
Male circumcisions performed according to national standards (2016)	Not applicable
People on PrEP (2016)	...

STIGMA AND DISCRIMINATION

People who report having discriminatory attitudes towards people living with HIV	...
--	-----

POLICIES AND REGULATIONS

	2016
Community delivery of treatment	...
Laws requiring parental consent for adolescents to access sexual and reproductive health services	...
TRIPS flexibilities incorporated in national legislation	...

Laws or policies restricting entry, stay and residence of people living with HIV	...
Criminalization of transmission of, nondisclosure of, or exposure to HIV	...
Recommended CD4 level for treatment initiation	≤500 cells/mm3

HIV EXPENDITURE

	2013
Total expenditure	US\$ 194 829
Domestic public expenditure	US\$ 155 431
Domestic private expenditure	...
International expenditure	US\$ 39 398

KEY POPULATIONS

SEX WORKERS

Estimated size of population	...
HIV prevalence	...
Know HIV status	...
Antiretroviral therapy coverage	...
Condom use	...
Condoms distributed to sex workers enrolled in prevention programmes (2016)	...
Coverage of HIV prevention programmes	...
Avoidance of services due to stigma and discrimination	...

PEOPLE WHO INJECT DRUGS

Estimated size of population	...
HIV prevalence	...
Know their HIV status	...
Antiretroviral therapy coverage	...
Condom use	...
Clean needle use at last injection	...
Needles and syringes distributed per person who injects (2016)	...
Coverage of HIV prevention programmes	...
Coverage of opioid substitution therapy (2016)	...
Naloxone available (2016)	...
Safe injection rooms available (2016)	...
Avoidance of services due to stigma and discrimination	...

GAY MEN AND OTHER MEN WHO HAVE SEX WITH MEN

Estimated size of population	...
HIV prevalence	...
Know their HIV status	...
Antiretroviral therapy coverage	...
Condom use	...
Condoms distributed to men who have sex with men in prevention programmes (2016)	...
Coverage of HIV prevention programmes	...
Avoidance of services due to stigma and discrimination	...

TRANSGENDER PEOPLE

Estimated size of population	...
HIV prevalence	...
Know their HIV status	...
Antiretroviral therapy coverage	...
Condom use	...
Coverage of HIV prevention programmes	...
Avoidance of services due to stigma and discrimination	...

PRISONERS

Estimated size of population	...
HIV prevalence	9.1%
Antiretroviral therapy coverage	75%
HIV prevention programmes in prisons (2016)	...
Condoms distributed	...
Clean needles distributed	...
Prisoners on opioid substitution therapy	...

Unless indicated otherwise, data are from the most recent survey available between 2011 and 2015. Financial data are currently being validated and may be revised. For updates, please see <http://aidsinfo.unaids.org>.

GUYANA

THE HIV EPIDEMIC

	2005	2010	2016
New HIV infections	<1000 [<1000–<1000]	<500 [<500–<1000]	<1000 [<500–<1000]
HIV incidence per 1000 population	0.81 [0.69–0.95]	0.60 [0.5–0.74]	0.77 [0.61–0.99]
AIDS-related deaths	<200 [<200–<200]	<100 [<100–<200]	<200 [<100–<200]
People living with HIV	5200 [4600–5800]	6600 [6200–7200]	8500 [7900–9500]

90-90-90

People living with HIV who:	2016	
Know their HIV status	5800	69% [64%–76%]
Are on treatment	4,900	58% [54%–64%]
Adults on antiretroviral therapy	4700	57% [54%–64%]
Are virally suppressed	4,000	47% [44%–52%]

CHILDREN AND PREGNANT WOMEN

	2010	2016
New HIV infections—children	<100 [<100–<100]	<100 [<100–<100]
Antiretroviral therapy coverage — children	78% [66%–92%]	69% [59%–81%]
Coverage of pregnant women living with HIV accessing antiretroviral medicines	56% [50%–63%]	66% [59%–74%]

HIV COMORBIDITIES

Estimated number of incident TB cases among people living with HIV (2015)	<200 [<200–<500]
Proportion of people living with HIV with active TB in HIV care	4.7%
Cervical cancer screening of women living with HIV	...

HIV PREVENTION

Knowledge of HIV prevention among young people (15-24)	51%
Condom use at last higher-risk sex (with a non-marital, non-cohabiting partner)	
Males	71.7%
Females	52.3%
Women aged 15-49 who have their demand for family planning satisfied with modern methods	...
Men aged 15-49 who are circumcised	12%
Male circumcisions performed according to national standards (2016)	Not applicable
People on PrEP (2016)	...

STIGMA AND DISCRIMINATION

People who report having discriminatory attitudes towards people living with HIV	...
--	-----

POLICIES AND REGULATIONS

	2016
Community delivery of treatment	No
Laws requiring parental consent for adolescents to access sexual and reproductive health services	...
TRIPS flexibilities incorporated in national legislation	No data available

Laws or policies restricting entry, stay and residence of people living with HIV	...
Criminalization of transmission of, nondisclosure of, or exposure to HIV	...
Recommended CD4 level for treatment initiation	≤500 cells/mm3

HIV EXPENDITURE

	2012
Total expenditure	US\$ 21 159 521
Domestic public expenditure	US\$ 3 347 064
Domestic private expenditure	US\$ 380 975
International expenditure	US\$ 17 431 482

KEY POPULATIONS

SEX WORKERS	
Estimated size of population	5 256
HIV prevalence	6.1%
Know HIV status	...
Antiretroviral therapy coverage	...
Condom use	...
Condoms distributed to sex workers enrolled in prevention programmes (2016)	...
Coverage of HIV prevention programmes	...
Avoidance of services due to stigma and discrimination	...

PEOPLE WHO INJECT DRUGS

Estimated size of population	...
HIV prevalence	...
Know their HIV status	...
Antiretroviral therapy coverage	...
Condom use	...
Clean needle use at last injection	...
Needles and syringes distributed per person who injects (2016)	...
Coverage of HIV prevention programmes	...
Coverage of opioid substitution therapy (2016)	...
Naloxone available (2016)	...
Safe injection rooms available (2016)	...
Avoidance of services due to stigma and discrimination	...

GAY MEN AND OTHER MEN WHO HAVE SEX WITH MEN

Estimated size of population	3 327
HIV prevalence	4.9%
Know their HIV status	...
Antiretroviral therapy coverage	...
Condom use	64.4%
Condoms distributed to men who have sex with men in prevention programmes (2016)	...
Coverage of HIV prevention programmes	...
Avoidance of services due to stigma and discrimination	...

TRANSGENDER PEOPLE

Estimated size of population	...
HIV prevalence	8.4%
Know their HIV status	...
Antiretroviral therapy coverage	...
Condom use	...
Coverage of HIV prevention programmes	...
Avoidance of services due to stigma and discrimination	...

PRISONERS

Estimated size of population	...
HIV prevalence	1.72%
Antiretroviral therapy coverage	...
HIV prevention programmes in prisons (2016)	
Condoms distributed	150
Clean needles distributed	...
Prisoners on opioid substitution therapy	...

Unless indicated otherwise, data are from the most recent survey available between 2011 and 2015. Financial data are currently being validated and may be revised. For updates, please see <http://aidsinfo.unaids.org>.

HAITI

THE HIV EPIDEMIC

	2005	2010	2016
New HIV infections	11 000 [9400–13 000]	11 000 [8900–13 000]	7900 [6000–11 000]
HIV incidence per 1000 population	1.23 [1.07–1.45]	1.11 [0.93–1.36]	0.77 [0.58–1.05]
AIDS-related deaths	11 000 [9300–12 000]	6100 [4900–7600]	4600 [3500–6100]
People living with HIV	130 000 [120 000–150 000]	140 000 [130 000–150 000]	150 000 [140 000–170 000]

90-90-90

People living with HIV who:	2016	
Know their HIV status	90 000	61% [55%–68%]
Are on treatment	85 000	55% [50%–61%]
Adults on antiretroviral therapy	81 000	56% [51%–62%]
Are virally suppressed	59 000	38% [35%–42%]

CHILDREN AND PREGNANT WOMEN

	2010	2016
New HIV infections—children	1500 [1200–1800]	<1000 [<500–<1000]
Antiretroviral therapy coverage — children	16% [14%–18%]	49% [42%–57%]
Coverage of pregnant women living with HIV accessing antiretroviral medicines	38% [33%–43%]	71% [62%–81%]

HIV COMORBIDITIES

Estimated number of incident TB cases among people living with HIV (2015)	3400 [2200–4900]
Proportion of people living with HIV with active TB in HIV care	8.4%
Cervical cancer screening of women living with HIV	...

HIV PREVENTION

Knowledge of HIV prevention among young people (15–24)	31.9%
Condom use at last higher-risk sex (with a non-marital, non-cohabiting partner)	
Males	63.9%
Females	51%
Women aged 15–49 who have their demand for family planning satisfied with modern methods	45.6%
Men aged 15–49 who are circumcised	5.8%
Male circumcisions performed according to national standards (2016)	Not applicable
People on PrEP (2016)	...

STIGMA AND DISCRIMINATION

People who report they would not buy vegetables from a shopkeeper living with HIV	57.7%
---	-------

POLICIES AND REGULATIONS

	2016
Community delivery of treatment	Yes
Laws requiring parental consent for adolescents to access sexual and reproductive health services	Yes, <18 years
TRIPS flexibilities incorporated in national legislation	Yes

Laws or policies restricting entry, stay and residence of people living with HIV	No
Criminalization of transmission of, nondisclosure of, or exposure to HIV	No
Recommended CD4 level for treatment initiation	TREAT ALL

HIV EXPENDITURE

	2015
Total expenditure	Data under validation
Domestic public expenditure	Data under validation
Domestic private expenditure	Data under validation
International expenditure	Data under validation

KEY POPULATIONS

SEX WORKERS

Estimated size of population	...
HIV prevalence	...
Know their HIV status	...
Antiretroviral therapy coverage	...
Condom use	...
Condoms distributed to sex workers enrolled in prevention programmes (2016)	...
Coverage of HIV prevention programmes	...
Avoidance of services due to stigma and discrimination	...

PEOPLE WHO INJECT DRUGS

Estimated size of population	...
HIV prevalence	...
Know their HIV status	...
Antiretroviral therapy coverage	...
Condom use	...
Clean needle use at last injection	...
Needles and syringes distributed per person who injects (2016)	...
Coverage of HIV prevention programmes	...
Coverage of opioid substitution therapy (2016)	...
Naloxone available (2016)	...
Safe injection rooms available (2016)	...
Avoidance of services due to stigma and discrimination	...

GAY MEN AND OTHER MEN WHO HAVE SEX WITH MEN

Estimated size of population	...
HIV prevalence	...
Know their HIV status	69.5%
Antiretroviral therapy coverage	...
Condom use	71.8%
Condoms distributed to men who have sex with men in prevention programmes (2016)	622
Coverage of HIV prevention programmes	...
Avoidance of services due to stigma and discrimination	...

TRANSGENDER PEOPLE

Estimated size of population	...
HIV prevalence	...
Know their HIV status	...
Antiretroviral therapy coverage	...
Condom use	...
Coverage of HIV prevention programmes	...
Avoidance of services due to stigma and discrimination	...

PRISONERS

Estimated size of population	...
HIV prevalence	4.3%
Antiretroviral therapy coverage	...
HIV prevention programmes in prisons (2016)	...
Condoms distributed	...
Clean needles distributed	...
Prisoners on opioid substitution therapy	...

Unless indicated otherwise, data are from the most recent survey available between 2011 and 2015. Financial data are currently being validated and may be revised. For updates, please see <http://aidsinfo.unaids.org>.

JAMAICA

THE HIV EPIDEMIC

	2005	2010	2016
New HIV infections
HIV incidence per 1000 population
AIDS-related deaths	2100 [1700–2600]	1400 [1100–1700]	1300 [<1000–1600]
People living with HIV	30 000 [25 000–34 000]	29 000 [24 000–34 000]	30 000 [25 000–35 000]

90-90-90

	2016	
People living with HIV who:		
Know their HIV status	24 000	81% [67%–95%]
Are on treatment	11 000	35% [29%–41%]
Adults on antiretroviral therapy	10 200	34% [29%–40%]
Are virally suppressed	6,500	21% [17%–25%]

CHILDREN AND PREGNANT WOMEN

	2010	2016
New HIV infections—children	<100 [<100–<100]	<100 [<100–<100]
Antiretroviral therapy coverage — children	77% [66%–92%]	>95% [>95%–>95%]
Coverage of pregnant women living with HIV accessing antiretroviral medicines	89% [75%–>95%]	>95% [90%–>95%]

HIV COMORBIDITIES

Estimated number of incident TB cases among people living with HIV (2015)	<100 [<100–<100]
Proportion of people living with HIV with active TB in HIV care	...
Cervical cancer screening of women living with HIV	...

HIV PREVENTION

Knowledge of HIV prevention among young people (15–24)	...
Condom use at last higher-risk sex (with a non-marital, non-cohabiting partner)	...
Males	...
Females	...
Women aged 15–49 who have their demand for family planning satisfied with modern methods	...
Men aged 15–49 who are circumcised	Not applicable
Male circumcisions performed according to national standards (2016)	Not applicable
People on PrEP (2016)	...

STIGMA AND DISCRIMINATION

People who report they would not buy vegetables from a shopkeeper living with HIV	71%
---	-----

POLICIES AND REGULATIONS

	2016
Community delivery of treatment	No
Laws requiring parental consent for adolescents to access sexual and reproductive health services	Yes, <16 years
TRIPS flexibilities incorporated in national legislation	Yes

Laws or policies restricting entry, stay and residence of people living with HIV	No
Criminalization of transmission of, nondisclosure of, or exposure to HIV	No*
Recommended CD4 level for treatment initiation	TREAT ALL

HIV EXPENDITURE

	2014
Total expenditure	Data under validation
Domestic public expenditure	Data under validation
Domestic private expenditure	Data under validation
International expenditure	Data under validation

KEY POPULATIONS

	2014
SEX WORKERS	
Estimated size of population	18 696
HIV prevalence	2.8%
Know HIV status	65.2%
Antiretroviral therapy coverage	...
Condom use	84.8%
Condoms distributed to sex workers enrolled in prevention programmes (2016)	...
Coverage of HIV prevention programmes	...
Avoidance of services due to stigma and discrimination	...

PEOPLE WHO INJECT DRUGS

Estimated size of population	...
HIV prevalence	...
Know their HIV status	...
Antiretroviral therapy coverage	...
Condom use	...
Clean needle use at last injection	...
Needles and syringes distributed per person who injects (2016)	...
Coverage of HIV prevention programmes	...
Coverage of opioid substitution therapy (2016)	...
Naloxone available (2016)	No
Safe injection rooms available (2016)	No
Avoidance of services due to stigma and discrimination	...

GAY MEN AND OTHER MEN WHO HAVE SEX WITH MEN

Estimated size of population	33 000
HIV prevalence	...
Know their HIV status	...
Antiretroviral therapy coverage	...
Condom use	...
Condoms distributed to men who have sex with men in prevention programmes (2016)	...
Coverage of HIV prevention programmes	...
Avoidance of services due to stigma and discrimination	...

TRANSGENDER PEOPLE

Estimated size of population	...
HIV prevalence	...
Know their HIV status	...
Antiretroviral therapy coverage	...
Condom use	...
Coverage of HIV prevention programmes	...
Avoidance of services due to stigma and discrimination	...

PRISONERS

Estimated size of population	...
HIV prevalence	...
Antiretroviral therapy coverage	...
HIV prevention programmes in prisons (2016)	...
Condoms distributed	...
Clean needles distributed	...
Prisoners on opioid substitution therapy	...

Unless indicated otherwise, data are from the most recent survey available between 2011 and 2015. Financial data are currently being validated and may be revised. For updates, please see <http://aidsinfo.unaids.org>.
* No, but prosecutions exist based on general criminal laws.

SAINT KITTS AND NEVIS

THE HIV EPIDEMIC

	2005	2010	2016
New HIV infections
HIV incidence per 1000 population
AIDS-related deaths
People living with HIV

90-90-90

	2016	
People living with HIV who: Know their HIV status
Are on treatment	<100	...
Adults on antiretroviral therapy
Are virally suppressed	<100	...

CHILDREN AND PREGNANT WOMEN

	2010	2016
New HIV infections—children
Antiretroviral therapy coverage — children
Coverage of pregnant women living with HIV accessing antiretroviral medicines

HIV COMORBIDITIES

Estimated number of incident TB cases among people living with HIV (2015)	<100	[<100-<100]
Proportion of people living with HIV with active TB in HIV care
Cervical cancer screening of women living with HIV

HIV PREVENTION

Knowledge of HIV prevention among young people (15-24)	...
Condom use at last higher-risk sex (with a non-marital, non-cohabiting partner)	...
Males	...
Females	...
Women aged 15-49 who have their demand for family planning satisfied with modern methods	...
Men aged 15-49 who are circumcised	Not applicable
Male circumcisions performed according to national standards (2016)	Not applicable
People on PrEP (2016)	...

STIGMA AND DISCRIMINATION

People who report having discriminatory attitudes towards people living with HIV	...
--	-----

POLICIES AND REGULATIONS

	2016
Community delivery of treatment	...
Laws requiring parental consent for adolescents to access sexual and reproductive health services	...
TRIPS flexibilities incorporated in national legislation	...

Laws or policies restricting entry, stay and residence of people living with HIV	...
Criminalization of transmission of, nondisclosure of, or exposure to HIV	...
Recommended CD4 level for treatment initiation	Data not reported

HIV EXPENDITURE

	2013
Total expenditure	US\$ 85 110
Domestic public expenditure	US\$ 85 110
Domestic private expenditure	...
International expenditure	...

KEY POPULATIONS

SEX WORKERS	
Estimated size of population	...
HIV prevalence	...
Know HIV status	...
Antiretroviral therapy coverage	...
Condom use	...
Condoms distributed to sex workers enrolled in prevention programmes (2016)	...
Coverage of HIV prevention programmes	...
Avoidance of services due to stigma and discrimination	...

PEOPLE WHO INJECT DRUGS	
Estimated size of population	...
HIV prevalence	...
Know their HIV status	...
Antiretroviral therapy coverage	...
Condom use	...
Clean needle use at last injection	...
Needles and syringes distributed per person who injects (2016)	...
Coverage of HIV prevention programmes	...
Coverage of opioid substitution therapy (2016)	...
Naloxone available (2016)	...
Safe injection rooms available (2016)	...
Avoidance of services due to stigma and discrimination	...

GAY MEN AND OTHER MEN WHO HAVE SEX WITH MEN	
Estimated size of population	...
HIV prevalence	...
Know their HIV status	...
Antiretroviral therapy coverage	...
Condom use	...
Condoms distributed to men who have sex with men in prevention programmes (2016)	...
Coverage of HIV prevention programmes	...
Avoidance of services due to stigma and discrimination	...

TRANSGENDER PEOPLE	
Estimated size of population	...
HIV prevalence	...
Know their HIV status	...
Antiretroviral therapy coverage	...
Condom use	...
Coverage of HIV prevention programmes	...
Avoidance of services due to stigma and discrimination	...

PRISONERS	
Estimated size of population	...
HIV prevalence	...
Antiretroviral therapy coverage	...
HIV prevention programmes in prisons (2016)	...
Condoms distributed	...
Clean needles distributed	...
Prisoners on opioid substitution therapy	...

Unless indicated otherwise, data are from the most recent survey available between 2011 and 2015. Financial data are currently being validated and may be revised. For updates, please see <http://aidsinfo.unaids.org>.

SAINT LUCIA

THE HIV EPIDEMIC

	2005	2010	2016
New HIV infections
HIV incidence per 1000 population
AIDS-related deaths
People living with HIV

90-90-90

	2016	
People living with HIV who: Know their HIV status
Are on treatment	<500	...
Adults on antiretroviral therapy
Are virally suppressed	<200	...

CHILDREN AND PREGNANT WOMEN

	2010	2016
New HIV infections—children
Antiretroviral therapy coverage — children
Coverage of pregnant women living with HIV accessing antiretroviral medicines

HIV COMORBIDITIES

Estimated number of incident TB cases among people living with HIV (2015)	<100 [<100-<100]
Proportion of people living with HIV with active TB in HIV care	3%
Cervical cancer screening of women living with HIV	...

HIV PREVENTION

Knowledge of HIV prevention among young people (15-24)	...
Condom use at last higher-risk sex (with a non-marital, non-cohabiting partner)	...
Males	...
Females	...
Women aged 15-49 who have their demand for family planning satisfied with modern methods	...
Men aged 15-49 who are circumcised	Not applicable
Male circumcisions performed according to national standards (2016)	Not applicable
People on PrEP (2016)	...

STIGMA AND DISCRIMINATION

People who report having discriminatory attitudes towards people living with HIV	...
--	-----

POLICIES AND REGULATIONS

	2016
Community delivery of treatment	No
Laws requiring parental consent for adolescents to access sexual and reproductive health services	...
TRIPS flexibilities incorporated in national legislation	No data available

Laws or policies restricting entry, stay and residence of people living with HIV	...
Criminalization of transmission of, nondisclosure of, or exposure to HIV	...
Recommended CD4 level for treatment initiation	≤500 cells/mm3

HIV EXPENDITURE

	2016
Total expenditure	Data under validation
Domestic public expenditure	Data under validation
Domestic private expenditure	Data under validation
International expenditure	Data under validation

KEY POPULATIONS

SEX WORKERS

Estimated size of population	...
HIV prevalence	...
Know HIV status	...
Antiretroviral therapy coverage	...
Condom use	...
Condoms distributed to sex workers enrolled in prevention programmes (2016)	...
Coverage of HIV prevention programmes	...
Avoidance of services due to stigma and discrimination	...

PEOPLE WHO INJECT DRUGS

Estimated size of population	...
HIV prevalence	...
Know their HIV status	...
Antiretroviral therapy coverage	...
Condom use	...
Clean needle use at last injection	...
Needles and syringes distributed per person who injects (2016)	...
Coverage of HIV prevention programmes	...
Coverage of opioid substitution therapy (2016)	...
Naloxone available (2016)	No
Safe injection rooms available (2016)	No
Avoidance of services due to stigma and discrimination	...

GAY MEN AND OTHER MEN WHO HAVE SEX WITH MEN

Estimated size of population	...
HIV prevalence	...
Know their HIV status	...
Antiretroviral therapy coverage	...
Condom use	...
Condoms distributed to men who have sex with men in prevention programmes (2016)	...
Coverage of HIV prevention programmes	...
Avoidance of services due to stigma and discrimination	...

TRANSGENDER PEOPLE

Estimated size of population	...
HIV prevalence	...
Know their HIV status	...
Antiretroviral therapy coverage	...
Condom use	...
Coverage of HIV prevention programmes	...
Avoidance of services due to stigma and discrimination	...

PRISONERS

Estimated size of population	...
HIV prevalence	...
Antiretroviral therapy coverage	90%
HIV prevention programmes in prisons (2016)	...
Condoms distributed	...
Clean needles distributed	...
Prisoners on opioid substitution therapy	...

Unless indicated otherwise, data are from the most recent survey available between 2011 and 2015. Financial data are currently being validated and may be revised. For updates, please see <http://aidsinfo.unaids.org>.

SAINT VINCENT AND THE GRENADINES

THE HIV EPIDEMIC

	2005	2010	2016
New HIV infections
HIV incidence per 1000 population
AIDS-related deaths
People living with HIV

90-90-90

People living with HIV who:	2016	
Know their HIV status
Are on treatment	<500	50%
Adults on antiretroviral therapy
Are virally suppressed

CHILDREN AND PREGNANT WOMEN

	2010	2016
New HIV infections—children
Antiretroviral therapy coverage — children
Coverage of pregnant women living with HIV accessing antiretroviral medicines

HIV COMORBIDITIES

Estimated number of incident TB cases among people living with HIV (2015)	<100 [<100-<100]
Proportion of people living with HIV with active TB in HIV care	...
Cervical cancer screening of women living with HIV	...

HIV PREVENTION

Knowledge of HIV prevention among young people (15-24)	...
Condom use at last higher-risk sex (with a non-marital, non-cohabiting partner)	...
Males	...
Females	...
Women aged 15-49 who have their demand for family planning satisfied with modern methods	...
Men aged 15-49 who are circumcised	Not applicable
Male circumcisions performed according to national standards (2016)	Not applicable
People on PrEP (2016)	...

STIGMA AND DISCRIMINATION

People who report having discriminatory attitudes towards people living with HIV	...
--	-----

POLICIES AND REGULATIONS

	2016
Community delivery of treatment	...
Laws requiring parental consent for adolescents to access sexual and reproductive health services	...
TRIPS flexibilities incorporated in national legislation	...

Laws or policies restricting entry, stay and residence of people living with HIV	...
Criminalization of transmission of, nondisclosure of, or exposure to HIV	...
Recommended CD4 level for treatment initiation	TREAT ALL

HIV EXPENDITURE

	2012
Total expenditure	US\$ 1 466 605
Domestic public expenditure	US\$ 615 427
Domestic private expenditure	US\$ 30 000
International expenditure	US\$ 821 178

KEY POPULATIONS

SEX WORKERS

Estimated size of population	...
HIV prevalence	...
Know HIV status	...
Antiretroviral therapy coverage	...
Condom use	...
Condoms distributed to sex workers enrolled in prevention programmes (2016)	...
Coverage of HIV prevention programmes	...
Avoidance of services due to stigma and discrimination	...

PEOPLE WHO INJECT DRUGS

Estimated size of population	...
HIV prevalence	...
Know their HIV status	...
Antiretroviral therapy coverage	...
Condom use	...
Clean needle use at last injection	...
Needles and syringes distributed per person who injects (2016)	...
Coverage of HIV prevention programmes	...
Coverage of opioid substitution therapy (2016)	...
Naloxone available (2016)	...
Safe injection rooms available (2016)	...
Avoidance of services due to stigma and discrimination	...

GAY MEN AND OTHER MEN WHO HAVE SEX WITH MEN

Estimated size of population	...
HIV prevalence	...
Know their HIV status	...
Antiretroviral therapy coverage	...
Condom use	...
Condoms distributed to men who have sex with men in prevention programmes (2016)	...
Coverage of HIV prevention programmes	...
Avoidance of services due to stigma and discrimination	...

TRANSGENDER PEOPLE

Estimated size of population	...
HIV prevalence	...
Know their HIV status	...
Antiretroviral therapy coverage	...
Condom use	...
Coverage of HIV prevention programmes	...
Avoidance of services due to stigma and discrimination	...

PRISONERS

Estimated size of population	...
HIV prevalence	...
Antiretroviral therapy coverage	...
HIV prevention programmes in prisons (2016)	...
Condoms distributed	...
Clean needles distributed	...
Prisoners on opioid substitution therapy	...

Unless indicated otherwise, data are from the most recent survey available between 2011 and 2015. Financial data are currently being validated and may be revised. For updates, please see <http://aidsinfo.unaids.org>.

SURINAME

Laws or policies restricting entry, stay and residence of people living with HIV	No
Criminalization of transmission of, nondisclosure of, or exposure to HIV	Yes
Recommended CD4 level for treatment initiation	≤350 cells/mm3

THE HIV EPIDEMIC

	2005	2010	2016
New HIV infections	<500 [<200–<500]	<500 [<500–<500]	<500 [<500–<500]
HIV incidence per 1000 population	0.50 [0.38–0.62]	0.56 [0.44–0.69]	0.62 [0.47–0.8]
AIDS-related deaths	<500 [<200–<500]	<200 [<200–<200]	<200 [<200–<200]
People living with HIV	3800 [3300–4300]	4100 [3600–4700]	4900 [4400–5600]

90-90-90

People living with HIV who:	2016	
Know their HIV status	3000	62% [49%–75%]
Are on treatment	2,400	48% [38%–58%]
Adults on antiretroviral therapy	2300	48% [37%–57%]
Are virally suppressed	1,800	36% [29%–44%]

CHILDREN AND PREGNANT WOMEN

	2010	2016
New HIV infections—children	<100 [<100–<100]	<100 [<100–<100]
Antiretroviral therapy coverage — children	49% [37%–60%]	81% [62%–95%]
Coverage of pregnant women living with HIV accessing antiretroviral medicines	70% [60%–82%]	89% [77%–95%]

HIV COMORBIDITIES

Estimated number of incident TB cases among people living with HIV (2015)	<100 [<100–<100]
Proportion of people living with HIV with active TB in HIV care	...
Cervical cancer screening of women living with HIV	...

HIV PREVENTION

Knowledge of HIV prevention among young people (15-24)	...
Condom use at last higher-risk sex (with a non-marital, non-cohabiting partner)	...
Males	...
Females	...
Women aged 15-49 who have their demand for family planning satisfied with modern methods	...
Men aged 15-49 who are circumcised	Not applicable
Male circumcisions performed according to national standards (2016)	Not applicable
People on PrEP (2016)	...

STIGMA AND DISCRIMINATION

People who report having discriminatory attitudes towards people living with HIV	...
--	-----

POLICIES AND REGULATIONS

	2016
Community delivery of treatment	No
Laws requiring parental consent for adolescents to access sexual and reproductive health services	...
TRIPS flexibilities incorporated in national legislation	No

HIV EXPENDITURE

Total expenditure	...
Domestic public expenditure	...
Domestic private expenditure	...
International expenditure	...

KEY POPULATIONS

SEX WORKERS

Estimated size of population	...
HIV prevalence	5.8%
Know HIV status	...
Antiretroviral therapy coverage	...
Condom use	...
Condoms distributed to sex workers enrolled in prevention programmes (2016)	...
Coverage of HIV prevention programmes	...
Avoidance of services due to stigma and discrimination	...

PEOPLE WHO INJECT DRUGS

Estimated size of population	...
HIV prevalence	...
Know their HIV status	...
Antiretroviral therapy coverage	...
Condom use	...
Clean needle use at last injection	...
Needles and syringes distributed per person who injects (2016)	...
Coverage of HIV prevention programmes	...
Coverage of opioid substitution therapy (2016)	...
Naloxone available (2016)	No
Safe injection rooms available (2016)	No
Avoidance of services due to stigma and discrimination	...

GAY MEN AND OTHER MEN WHO HAVE SEX WITH MEN

Estimated size of population	...
HIV prevalence	...
Know their HIV status	...
Antiretroviral therapy coverage	...
Condom use	...
Condoms distributed to men who have sex with men in prevention programmes (2016)	...
Coverage of HIV prevention programmes	...
Avoidance of services due to stigma and discrimination	...

TRANSGENDER PEOPLE

Estimated size of population	...
HIV prevalence	...
Know their HIV status	...
Antiretroviral therapy coverage	...
Condom use	...
Coverage of HIV prevention programmes	...
Avoidance of services due to stigma and discrimination	...

PRISONERS

Estimated size of population	...
HIV prevalence	...
Antiretroviral therapy coverage	...
HIV prevention programmes in prisons (2016)	...
Condoms distributed	...
Clean needles distributed	...
Prisoners on opioid substitution therapy	...

Unless indicated otherwise, data are from the most recent survey available between 2011 and 2015. Financial data are currently being validated and may be revised. For updates, please see <http://aidsinfo.unaids.org>.

TRINIDAD AND TOBAGO

THE HIV EPIDEMIC

	2005	2010	2016
New HIV infections	<1000 [<1000–<1000]	<1000 [<500–<1000]	<500 [<500–<500]
HIV incidence per 1000 population	0.55 [0.5–0.6]	0.39 [0.32–0.43]	0.29 [0.22–0.34]
AIDS-related deaths	<500 [<500–<500]	<500 [<500–<500]	<500 [<200–<500]
People living with HIV	9400 [8700–9800]	10 000 [9600–11 000]	11 000 [9800–12 000]

90-90-90

People living with HIV who:	2016	
Know their HIV status
Are on treatment	6,700	62% [50%–69%]
Adults on antiretroviral therapy	6600	62% [50%–69%]
Are virally suppressed	5,000	46% [37%–51%]

CHILDREN AND PREGNANT WOMEN

	2010	2016
New HIV infections—children	<100 [<100–<100]	<100 [<100–<100]
Antiretroviral therapy coverage — children	>95% [>95%→95%]	>95% [90%→95%]
Coverage of pregnant women living with HIV accessing antiretroviral medicines	>95% [>95%→95%]	95% [85%→95%]

HIV COMORBIDITIES

Estimated number of incident TB cases among people living with HIV (2015)	<100 [<100–<100]
Proportion of people living with HIV with active TB in HIV care	...
Cervical cancer screening of women living with HIV	...

HIV PREVENTION

Knowledge of HIV prevention among young people (15-24)	...
Condom use at last higher-risk sex (with a non-marital, non-cohabiting partner)	...
Males	...
Females	...
Women aged 15-49 who have their demand for family planning satisfied with modern methods	...
Men aged 15-49 who are circumcised	Not applicable
Male circumcisions performed according to national standards (2016)	Not applicable
People on PrEP (2016)	...

STIGMA AND DISCRIMINATION

People who report having discriminatory attitudes towards people living with HIV	...
--	-----

POLICIES AND REGULATIONS

	2016
Community delivery of treatment	...
Laws requiring parental consent for adolescents to access sexual and reproductive health services	...
TRIPS flexibilities incorporated in national legislation	...

Laws or policies restricting entry, stay and residence of people living with HIV	...
Criminalization of transmission of, nondisclosure of, or exposure to HIV	...
Recommended CD4 level for treatment initiation	Data not reported

HIV EXPENDITURE

Total expenditure	...
Domestic public expenditure	...
Domestic private expenditure	...
International expenditure	...

KEY POPULATIONS

SEX WORKERS

Estimated size of population	...
HIV prevalence	...
Know HIV status	...
Antiretroviral therapy coverage	...
Condom use	...
Condoms distributed to sex workers enrolled in prevention programmes (2016)	...
Coverage of HIV prevention programmes	...
Avoidance of services due to stigma and discrimination	...

PEOPLE WHO INJECT DRUGS

Estimated size of population	...
HIV prevalence	...
Know their HIV status	...
Antiretroviral therapy coverage	...
Condom use	...
Clean needle use at last injection	...
Needles and syringes distributed per person who injects (2016)	...
Coverage of HIV prevention programmes	...
Coverage of opioid substitution therapy (2016)	...
Naloxone available (2016)	...
Safe injection rooms available (2016)	...
Avoidance of services due to stigma and discrimination	...

GAY MEN AND OTHER MEN WHO HAVE SEX WITH MEN

Estimated size of population	...
HIV prevalence	31.6%
Know their HIV status	...
Antiretroviral therapy coverage	...
Condom use	51%
Condoms distributed to men who have sex with men in prevention programmes (2016)	...
Coverage of HIV prevention programmes	...
Avoidance of services due to stigma and discrimination	...

TRANSGENDER PEOPLE

Estimated size of population	...
HIV prevalence	...
Know their HIV status	...
Antiretroviral therapy coverage	...
Condom use	...
Coverage of HIV prevention programmes	...
Avoidance of services due to stigma and discrimination	...

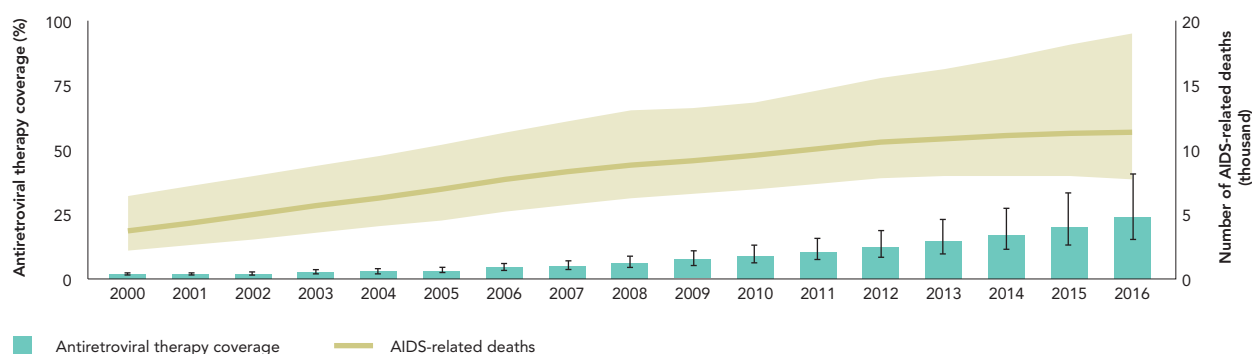
PRISONERS

Estimated size of population	...
HIV prevalence	...
Antiretroviral therapy coverage	...
HIV prevention programmes in prisons (2016)	...
Condoms distributed	...
Clean needles distributed	...
Prisoners on opioid substitution therapy	...

Unless indicated otherwise, data are from the most recent survey available between 2011 and 2015. Financial data are currently being validated and may be revised. For updates, please see <http://aidsinfo.unaids.org>.

MIDDLE EAST AND NORTH AFRICA OVERVIEW

AIDS-RELATED DEATHS CONTINUE TO RISE



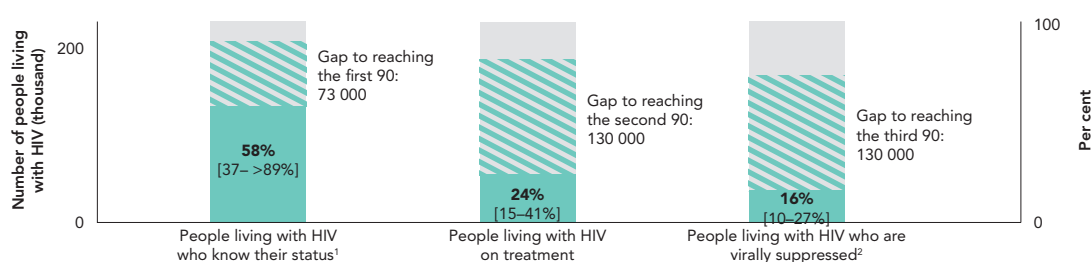
ANTIRETROVIRAL THERAPY COVERAGE AND NUMBER OF AIDS-RELATED DEATHS, MIDDLE EAST AND NORTH AFRICA, 2000-2016*

The Middle East and North Africa is one of two regions in the world where AIDS-related deaths continue to rise. The annual number of adults and children dying due to AIDS-related illnesses increased from an estimated 3600 [2200–6400] in 2000 to more than 11 000 [7700–19 000] in 2016. AIDS-related deaths more than doubled between 2000 and 2010 in Egypt, the Islamic Republic of Iran, Kuwait, Morocco, Sudan, Tunisia and Yemen, which can be explained by increasing incidence in some countries and limited access to treatment in others. In countries where treatment coverage has expanded, AIDS-related deaths have decreased significantly since 2010 (e.g. by 37% in Algeria and 28% in Djibouti).

Source: 2017 Global AIDS Monitoring; UNAIDS 2017 estimates.

* Estimates for Kuwait are for citizens of the country only.

HIV TESTING AND TREATMENT CASCADE IN THE MIDDLE EAST AND NORTH AFRICA



KNOWLEDGE OF HIV STATUS, ANTIRETROVIRAL THERAPY COVERAGE AND VIRAL SUPPRESSION AMONG PEOPLE LIVING WITH HIV, MIDDLE EAST AND NORTH AFRICA, 2016

Source: UNAIDS special analysis, 2017; see annex on methods for more details.

¹ 2016 measure derived from data reported by six countries, which accounted for 80% of people living with HIV in the region.

² 2016 measure derived from data reported by six countries. Worldwide, 34% of all people on antiretroviral therapy were reported to have received a viral load test during the reporting period.

RESOURCE AVAILABILITY IS SHORT OF FAST-TRACK NEEDS

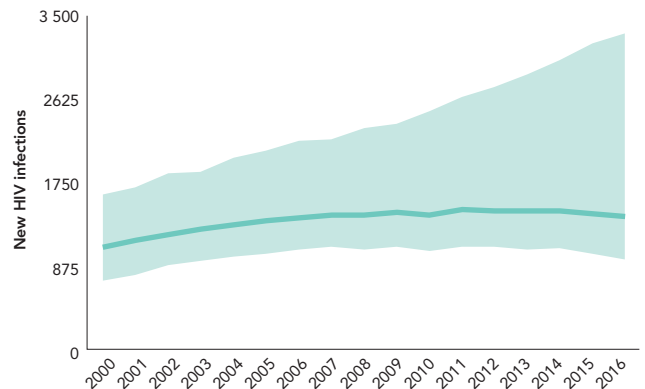
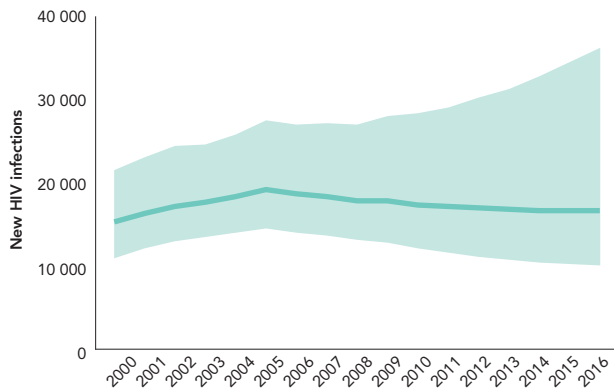


HIV RESOURCE AVAILABILITY BY SOURCE, 2006–2016, AND PROJECTED RESOURCE NEEDS BY 2020, MIDDLE EAST AND NORTH AFRICA*

Source: UNAIDS estimates June 2017 on HIV resource availability, Fast-Track update on investments needed in the AIDS response, 2016–2030. Geneva: UNAIDS; 2016. Financing the response to low- and middle-income countries: international assistance from Donor Governments in 2016. The Henry J. Kaiser Family Foundation and UNAIDS (in press). GAM/GARPR reports (2005–2017). Philanthropic support to address HIV/AIDS in 2015. Washington, DC: Funders Concerned about AIDS; 2016.

*Estimates for low- and middle-income countries per 2015 World Bank income level classification. All figures are expressed in constant 2016 US dollars.

NEW INFECTION TRENDS VARY WIDELY IN THE MIDDLE EAST AND NORTH AFRICA

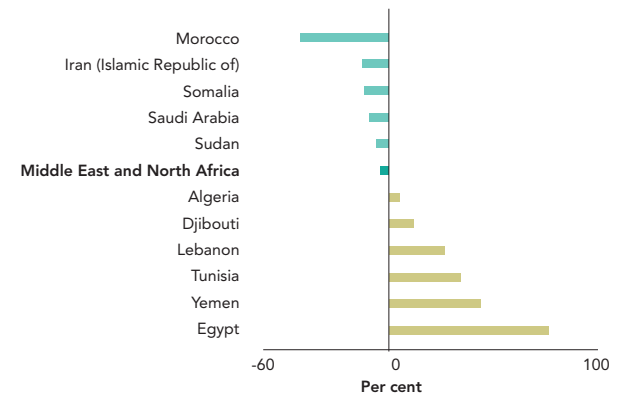
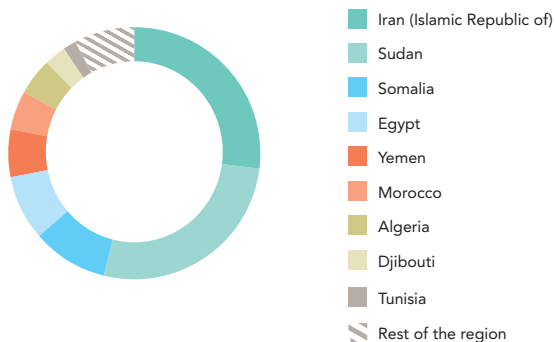


NUMBER OF NEW HIV INFECTIONS, ADULTS (AGED 15 YEARS AND OLDER), MIDDLE EAST AND NORTH AFRICA, 2000–2016

Source: UNAIDS 2017 estimates.

NUMBER OF NEW HIV INFECTIONS, CHILDREN (AGED 0–14 YEARS), MIDDLE EAST AND NORTH AFRICA, 2000–2016

Source: UNAIDS 2017 estimates.



DISTRIBUTION OF NEW HIV INFECTIONS, BY COUNTRY, MIDDLE EAST AND NORTH AFRICA, 2016

Source: UNAIDS 2017 estimates.

PERCENT CHANGE IN NEW HIV INFECTIONS, BY COUNTRY, MIDDLE EAST AND NORTH AFRICA, FROM 2010 TO 2016

Source: UNAIDS 2017 estimates.

*Estimates for Bahrain, Kuwait, Jordan and Qatar are for citizens of the country only.

ALGERIA

THE HIV EPIDEMIC

	2005	2010	2016
New HIV infections	<1000 [<1000–<1000]	<1000 [<1000–<1000]	<1000 [<1000–<1000]
HIV incidence per 1000 population	0.03 [0.03–0.03]	0.02 [0.02–0.03]	0.02 [0.02–0.03]
AIDS-related deaths	<500 [<500–<500]	<500 [<500–<500]	<200 [<200–<500]
People living with HIV	6400 [5900–7000]	9200 [8400–10 000]	13 000 [11 000–14 000]

90-90-90

People living with HIV who:	2016	
Know their HIV status	9600	76% [68%–82%]
Are on treatment	9,600	76% [68%–82%]
Adults on antiretroviral therapy	8900	73% [66%–80%]
Are virally suppressed	6,900	55% [49%–59%]

CHILDREN AND PREGNANT WOMEN

	2010	2016
New HIV infections—children	<100 [<100–<100]	<100 [<100–<100]
Antiretroviral therapy coverage — children	53% [44%–52%]	>95% [>95%–>95%]
Coverage of pregnant women living with HIV accessing antiretroviral medicines	47% [42%–53%]	49% [44%–54%]

HIV COMORBIDITIES

Estimated number of incident TB cases among people living with HIV (2015)	<500 [<200–<500]
Proportion of people living with HIV with active TB in HIV care	15.4%
Cervical cancer screening of women living with HIV	...

HIV PREVENTION

Knowledge of HIV prevention among young people (15-24)	...
Condom use at last higher-risk sex (with a non-marital, non-cohabiting partner)	...
Males	...
Females	...
Women aged 15-49 who have their demand for family planning satisfied with modern methods	...
Men aged 15-49 who are circumcised	Not applicable
Male circumcisions performed according to national standards (2016)	Not applicable
People on PrEP (2016)	...

STIGMA AND DISCRIMINATION

People who report having discriminatory attitudes towards people living with HIV	...
--	-----

POLICIES AND REGULATIONS

	2016
Community delivery of treatment	No
Laws requiring parental consent for adolescents to access sexual and reproductive health services	Yes, <18 years
TRIPS flexibilities incorporated in national legislation	No data available

Laws or policies restricting entry, stay and residence of people living with HIV	No
Criminalization of transmission of, nondisclosure of, or exposure to HIV	No
Recommended CD4 level for treatment initiation	TREAT ALL

HIV EXPENDITURE

	2015
Total expenditure	US\$ 18 659 813
Domestic public expenditure	US\$ 18 293 458
Domestic private expenditure	US\$ 4 673
International expenditure	US\$ 361 682

KEY POPULATIONS

SEX WORKERS

Estimated size of population	...
HIV prevalence	5.2%
Know HIV status	91.1%
Antiretroviral therapy coverage	...
Condom use	84.1%
Condoms distributed to sex workers enrolled in prevention programmes (2016)	...
Coverage of HIV prevention programmes	...
Avoidance of services due to stigma and discrimination	...

PEOPLE WHO INJECT DRUGS

Estimated size of population	...
HIV prevalence	4.3%
Know their HIV status	...
Antiretroviral therapy coverage	...
Condom use	...
Clean needle use at last injection	...
Needles and syringes distributed per person who injects (2016)	...
Coverage of HIV prevention programmes	...
Coverage of opioid substitution therapy (2016)	...
Naloxone available (2016)	No
Safe injection rooms available (2016)	No
Avoidance of services due to stigma and discrimination	...

GAY MEN AND OTHER MEN WHO HAVE SEX WITH MEN

Estimated size of population	...
HIV prevalence	4.3%
Know their HIV status	...
Antiretroviral therapy coverage	...
Condom use	...
Condoms distributed to men who have sex with men in prevention programmes (2016)	...
Coverage of HIV prevention programmes	...
Avoidance of services due to stigma and discrimination	...

TRANSGENDER PEOPLE

Estimated size of population	...
HIV prevalence	...
Know their HIV status	...
Antiretroviral therapy coverage	...
Condom use	...
Coverage of HIV prevention programmes	...
Avoidance of services due to stigma and discrimination	...

PRISONERS

Estimated size of population	...
HIV prevalence	...
Antiretroviral therapy coverage	100%
HIV prevention programmes in prisons (2016)	...
Condoms distributed	...
Clean needles distributed	...
Prisoners on opioid substitution therapy	...

Unless indicated otherwise, data are from the most recent survey available between 2011 and 2015. Financial data are currently being validated and may be revised. For updates, please see <http://aidsinfo.unaids.org>.

BAHRAIN

THE HIV EPIDEMIC

	2005	2010	2016
New HIV infections	<100 [<100–<100]	<100 [<100–<100]	<100 [<100–<100]
HIV incidence per 1000 population	0.04 [0.03–0.04]	0.04 [0.03–0.04]	0.04 [0.03–0.04]
AIDS-related deaths	<100 [<100–<100]	<100 [<100–<100]	<100 [<100–<100]
People living with HIV	<200 [<200–<500]	<500 [<500–<500]	<500 [<500–<500]

90-90-90

People living with HIV who:	2016	
Know their HIV status
Are on treatment	<200	42% [35%–48%]
Adults on antiretroviral therapy	120	42% [36%–49%]
Are virally suppressed

CHILDREN AND PREGNANT WOMEN

	2010	2016
New HIV infections—children
Antiretroviral therapy coverage — children
Coverage of pregnant women living with HIV accessing antiretroviral medicines

HIV COMORBIDITIES

Estimated number of incident TB cases among people living with HIV (2015)	<100 [<100–<100]
Proportion of people living with HIV with active TB in HIV care	...
Cervical cancer screening of women living with HIV	...

HIV PREVENTION

Knowledge of HIV prevention among young people (15-24)	...
Condom use at last higher-risk sex (with a non-marital, non-cohabiting partner)	...
Males	...
Females	...
Women aged 15-49 who have their demand for family planning satisfied with modern methods	...
Men aged 15-49 who are circumcised	Not applicable
Male circumcisions performed according to national standards (2016)	Not applicable
People on PrEP (2016)	...

STIGMA AND DISCRIMINATION

People who report having discriminatory attitudes towards people living with HIV	...
--	-----

POLICIES AND REGULATIONS

	2016
Community delivery of treatment	...
Laws requiring parental consent for adolescents to access sexual and reproductive health services	...
TRIPS flexibilities incorporated in national legislation	...

Laws or policies restricting entry, stay and residence of people living with HIV	...
Criminalization of transmission of, nondisclosure of, or exposure to HIV	...
Recommended CD4 level for treatment initiation	≤500 cells/mm3

HIV EXPENDITURE

Total expenditure	...
Domestic public expenditure	...
Domestic private expenditure	...
International expenditure	...

KEY POPULATIONS

SEX WORKERS

Estimated size of population	...
HIV prevalence	...
Know HIV status	...
Antiretroviral therapy coverage	...
Condom use	...
Condoms distributed to sex workers enrolled in prevention programmes (2016)	...
Coverage of HIV prevention programmes	...
Avoidance of services due to stigma and discrimination	...

PEOPLE WHO INJECT DRUGS

Estimated size of population	...
HIV prevalence	...
Know their HIV status	...
Antiretroviral therapy coverage	...
Condom use	...
Clean needle use at last injection	...
Needles and syringes distributed per person who injects (2016)	...
Coverage of HIV prevention programmes	...
Coverage of opioid substitution therapy (2016)	...
Naloxone available (2016)	...
Safe injection rooms available (2016)	...
Avoidance of services due to stigma and discrimination	...

GAY MEN AND OTHER MEN WHO HAVE SEX WITH MEN

Estimated size of population	...
HIV prevalence	...
Know their HIV status	...
Antiretroviral therapy coverage	...
Condom use	...
Condoms distributed to men who have sex with men in prevention programmes (2016)	...
Coverage of HIV prevention programmes	...
Avoidance of services due to stigma and discrimination	...

TRANSGENDER PEOPLE

Estimated size of population	...
HIV prevalence	...
Know their HIV status	...
Antiretroviral therapy coverage	...
Condom use	...
Coverage of HIV prevention programmes	...
Avoidance of services due to stigma and discrimination	...

PRISONERS

Estimated size of population	...
HIV prevalence	...
Antiretroviral therapy coverage	...
HIV prevention programmes in prisons (2016)	...
Condoms distributed	...
Clean needles distributed	...
Prisoners on opioid substitution therapy	...

Unless indicated otherwise, data are from the most recent survey available between 2011 and 2015. Financial data are currently being validated and may be revised. For updates, please see <http://aidsinfo.unaids.org>.

DJIBOUTI

THE HIV EPIDEMIC

	2005	2010	2016
New HIV infections	<1000 [<500–1000]	<1000 [<500–<1000]	<500 [<500–<1000]
HIV incidence per 1000 population	0.79 [0.36–1.34]	0.63 [0.37–0.99]	0.58 [0.28–1.04]
AIDS-related deaths	<1000 [<1000–1100]	<1000 [<500–1100]	<1000 [<500–<1000]
People living with HIV	12 000 [8500–17 000]	10 000 [6400–14 000]	8600 [5700–13 000]

90-90-90

People living with HIV who:	2016	
Know their HIV status
Are on treatment	2,200	26% [17%–39%]
Adults on antiretroviral therapy	2200	28% [18%–42%]
Are virally suppressed

CHILDREN AND PREGNANT WOMEN

	2010	2016
New HIV infections—children	<200 [<100–<200]	<100 [<100–<200]
Antiretroviral therapy coverage — children	4% [3%–5%]	9% [6%–13%]
Coverage of pregnant women living with HIV accessing antiretroviral medicines	11% [7%–17%]	35% [23%–52%]

HIV COMORBIDITIES

Estimated number of incident TB cases among people living with HIV (2015)	<200 [<200–<500]
Proportion of people living with HIV with active TB in HIV care	18.6%
Cervical cancer screening of women living with HIV	...

HIV PREVENTION

Knowledge of HIV prevention among young people (15-24)	11.3%
Condom use at last higher-risk sex (with a non-marital, non-cohabiting partner)	
Males	...
Females	...
Women aged 15-49 who have their demand for family planning satisfied with modern methods	...
Men aged 15-49 who are circumcised	Not applicable
Male circumcisions performed according to national standards (2016)	Not applicable
People on PrEP (2016)	...

STIGMA AND DISCRIMINATION

People who report having discriminatory attitudes towards people living with HIV	...
--	-----

POLICIES AND REGULATIONS

	2016
Community delivery of treatment	...
Laws requiring parental consent for adolescents to access sexual and reproductive health services	...
TRIPS flexibilities incorporated in national legislation	...

Laws or policies restricting entry, stay and residence of people living with HIV	...
Criminalization of transmission of, nondisclosure of, or exposure to HIV	...
Recommended CD4 level for treatment initiation	≤500 cells/mm3

HIV EXPENDITURE

	2014
Total expenditure	US\$ 4 037 950
Domestic public expenditure	US\$ 790 008
Domestic private expenditure	...
International expenditure	US\$ 3 247 942

KEY POPULATIONS

SEX WORKERS

Estimated size of population	...
HIV prevalence	12.9%
Know HIV status	...
Antiretroviral therapy coverage	...
Condom use	66.4%
Condoms distributed to sex workers enrolled in prevention programmes (2016)	...
Coverage of HIV prevention programmes	...
Avoidance of services due to stigma and discrimination	...

PEOPLE WHO INJECT DRUGS

Estimated size of population	...
HIV prevalence	...
Know their HIV status	...
Antiretroviral therapy coverage	...
Condom use	...
Clean needle use at last injection	...
Needles and syringes distributed per person who injects (2016)	...
Coverage of HIV prevention programmes	...
Coverage of opioid substitution therapy (2016)	...
Naloxone available (2016)	...
Safe injection rooms available (2016)	...
Avoidance of services due to stigma and discrimination	...

GAY MEN AND OTHER MEN WHO HAVE SEX WITH MEN

Estimated size of population	...
HIV prevalence	...
Know their HIV status	...
Antiretroviral therapy coverage	...
Condom use	...
Condoms distributed to men who have sex with men in prevention programmes (2016)	...
Coverage of HIV prevention programmes	...
Avoidance of services due to stigma and discrimination	...

TRANSGENDER PEOPLE

Estimated size of population	...
HIV prevalence	...
Know their HIV status	...
Antiretroviral therapy coverage	...
Condom use	...
Coverage of HIV prevention programmes	...
Avoidance of services due to stigma and discrimination	...

PRISONERS

Estimated size of population	...
HIV prevalence	...
Antiretroviral therapy coverage	...
HIV prevention programmes in prisons (2016)	...
Condoms distributed	...
Clean needles distributed	...
Prisoners on opioid substitution therapy	...

Unless indicated otherwise, data are from the most recent survey available between 2011 and 2015. Financial data are currently being validated and may be revised. For updates, please see <http://aidsinfo.unaids.org>.

EGYPT

THE HIV EPIDEMIC

	2005	2010	2016
New HIV infections	<1000 [<500–<1000]	<1000 [<1000–<1000]	1600 [1400–1700]
HIV incidence per 1000 population	<0.01 [<0.01–<0.01]	0.01 [<0.01–0.01]	0.02 [0.02–0.02]
AIDS-related deaths	<200 [<200–<200]	<500 [<200–<500]	<500 [<500–<500]
People living with HIV	3500 [3100–3800]	6000 [5500–6600]	11 000 [10 000–12 000]

90-90-90

People living with HIV who:	2016	
Know their HIV status	6500	57% [53%–63%]
Are on treatment	3,100	27% [25%–30%]
Adults on antiretroviral therapy	3000	27% [24%–29%]
Are virally suppressed	1,400	12% [11%–13%]

CHILDREN AND PREGNANT WOMEN

	2010	2016
New HIV infections—children	<100 [<100–<100]	<100 [<100–<100]
Antiretroviral therapy coverage — children	25% [23%–27%]	38% [35%–41%]
Coverage of pregnant women living with HIV accessing antiretroviral medicines	9% [8%–11%]	18% [16%–20%]

HIV COMORBIDITIES

Estimated number of incident TB cases among people living with HIV (2015)	<100 [<100–<100]
Proportion of people living with HIV with active TB in HIV care	...
Cervical cancer screening of women living with HIV	...

HIV PREVENTION

Knowledge of HIV prevention among young people (15-24)	...
Condom use at last higher-risk sex (with a non-marital, non-cohabiting partner)	...
Males	...
Females	...
Women aged 15-49 who have their demand for family planning satisfied with modern methods	80%
Men aged 15-49 who are circumcised	Not applicable
Male circumcisions performed according to national standards (2016)	Not applicable
People on PrEP (2016)	...

STIGMA AND DISCRIMINATION

People who report having discriminatory attitudes towards people living with HIV	...
--	-----

POLICIES AND REGULATIONS

	2016
Community delivery of treatment	No
Laws requiring parental consent for adolescents to access sexual and reproductive health services	No
TRIPS flexibilities incorporated in national legislation	No data available

Laws or policies restricting entry, stay and residence of people living with HIV	Yes
Criminalization of transmission of, nondisclosure of, or exposure to HIV	No*
Recommended CD4 level for treatment initiation	≤500 cells/mm3

HIV EXPENDITURE

	2015
Total expenditure	US\$ 4 062 230
Domestic public expenditure	US\$ 1 253 800
Domestic private expenditure	...
International expenditure	US\$ 2 808 430

KEY POPULATIONS

SEX WORKERS

Estimated size of population	22 986
HIV prevalence	2.8%
Know HIV status	...
Antiretroviral therapy coverage	...
Condom use	...
Condoms distributed to sex workers enrolled in prevention programmes (2016)	...
Coverage of HIV prevention programmes	...
Avoidance of services due to stigma and discrimination	...

PEOPLE WHO INJECT DRUGS

Estimated size of population	93 314
HIV prevalence	2.4%
Know their HIV status	...
Antiretroviral therapy coverage	...
Condom use	2.3%
Clean needle use at last injection	31.5%
Needles and syringes distributed per person who injects (2016)	...
Coverage of HIV prevention programmes	...
Coverage of opioid substitution therapy (2016)	...
Naloxone available (2016)	...
Safe injection rooms available (2016)	No
Avoidance of services due to stigma and discrimination	...

GAY MEN AND OTHER MEN WHO HAVE SEX WITH MEN

Estimated size of population	64 318
HIV prevalence	6.2%
Know their HIV status	...
Antiretroviral therapy coverage	...
Condom use	38.8%
Condoms distributed to men who have sex with men in prevention programmes (2016)	...
Coverage of HIV prevention programmes	...
Avoidance of services due to stigma and discrimination	...

TRANSGENDER PEOPLE

Estimated size of population	...
HIV prevalence	...
Know their HIV status	...
Antiretroviral therapy coverage	...
Condom use	...
Coverage of HIV prevention programmes	...
Avoidance of services due to stigma and discrimination	...

PRISONERS

Estimated size of population	...
HIV prevalence	...
Antiretroviral therapy coverage	...
HIV prevention programmes in prisons (2016)	...
Condoms distributed	...
Clean needles distributed	...
Prisoners on opioid substitution therapy	...

Unless indicated otherwise, data are from the most recent survey available between 2011 and 2015. Financial data are currently being validated and may be revised. For updates, please see <http://aidsinfo.unaids.org>.
* No, but prosecutions exist based on general criminal laws.

IRAN (ISLAMIC REPUBLIC OF)

THE HIV EPIDEMIC

	2005	2010	2016
New HIV infections	8300 [5500–13 000]	5800 [3000–9800]	5000 [1400–13 000]
HIV incidence per 1000 population	0.12 [0.08–0.19]	0.08 [0.04–0.14]	0.06 [0.02–0.16]
AIDS-related deaths	1700 [<1000–3200]	3300 [2200–4800]	4000 [2500–6200]
People living with HIV	48 000 [33 000–70 000]	63 000 [44 000–86 000]	66 000 [37 000–120 000]

90-90-90

People living with HIV who:	2016	
Know their HIV status	25 000	38% [19%–71%]
Are on treatment	9,300	14% [7%–26%]
Adults on antiretroviral therapy	9000	14% [8%–25%]
Are virally suppressed	5,400	8% [4%–15%]

CHILDREN AND PREGNANT WOMEN

	2010	2016
New HIV infections—children	<200 [<200–<500]	<100 [<100–<500]
Antiretroviral therapy coverage — children	6% [4%–10%]	28% [17%–47%]
Coverage of pregnant women living with HIV accessing antiretroviral medicines	13% [9%–18%]	51% [27%–95%]

HIV COMORBIDITIES

Estimated number of incident TB cases among people living with HIV (2015)	<500 [<500–<500]
Proportion of people living with HIV with active TB in HIV care	4%
Cervical cancer screening of women living with HIV	...

HIV PREVENTION

Knowledge of HIV prevention among young people (15-24)	18.3%
Condom use at last higher-risk sex (with a non-marital, non-cohabiting partner)	
Males	...
Females	...
Women aged 15-49 who have their demand for family planning satisfied with modern methods	...
Men aged 15-49 who are circumcised	Not applicable
Male circumcisions performed according to national standards (2016)	Not applicable
People on PrEP (2016)	...

STIGMA AND DISCRIMINATION

People who report having discriminatory attitudes towards people living with HIV	...
--	-----

POLICIES AND REGULATIONS

	2016
Community delivery of treatment	No
Laws requiring parental consent for adolescents to access sexual and reproductive health services	Yes, <14 years
TRIPS flexibilities incorporated in national legislation	No data available

Laws or policies restricting entry, stay and residence of people living with HIV	No
Criminalization of transmission of, nondisclosure of, or exposure to HIV	No
Recommended CD4 level for treatment initiation	≤500 cells/mm3

HIV EXPENDITURE

	2014
Total expenditure	US\$ 79 172 305
Domestic public expenditure	US\$ 75 454 602
Domestic private expenditure	US\$ 758 653
International expenditure	US\$ 2 959 050

KEY POPULATIONS

SEX WORKERS

Estimated size of population	...
HIV prevalence	2.1%
Know HIV status	...
Antiretroviral therapy coverage	...
Condom use	...
Condoms distributed to sex workers enrolled in prevention programmes (2016)	...
Coverage of HIV prevention programmes	...
Avoidance of services due to stigma and discrimination	...

PEOPLE WHO INJECT DRUGS

Estimated size of population	...
HIV prevalence	...
Know their HIV status	...
Antiretroviral therapy coverage	...
Condom use	...
Clean needle use at last injection	...
Needles and syringes distributed per person who injects (2016)	...
Coverage of HIV prevention programmes	...
Coverage of opioid substitution therapy (2016)	...
Naloxone available (2016)	Yes
Safe injection rooms available (2016)	No
Avoidance of services due to stigma and discrimination	...

GAY MEN AND OTHER MEN WHO HAVE SEX WITH MEN

Estimated size of population	...
HIV prevalence	...
Know their HIV status	...
Antiretroviral therapy coverage	...
Condom use	...
Condoms distributed to men who have sex with men in prevention programmes (2016)	...
Coverage of HIV prevention programmes	...
Avoidance of services due to stigma and discrimination	...

TRANSGENDER PEOPLE

Estimated size of population	...
HIV prevalence	...
Know their HIV status	...
Antiretroviral therapy coverage	...
Condom use	...
Coverage of HIV prevention programmes	...
Avoidance of services due to stigma and discrimination	...

PRISONERS

Estimated size of population	...
HIV prevalence	...
Antiretroviral therapy coverage	...
HIV prevention programmes in prisons (2016)	
Condoms distributed	160 716
Clean needles distributed	...
Prisoners on opioid substitution therapy	49 785

Unless indicated otherwise, data are from the most recent survey available between 2011 and 2015. Financial data are currently being validated and may be revised. For updates, please see <http://aidsinfo.unaids.org>.

IRAQ

THE HIV EPIDEMIC

	2005	2010	2016
New HIV infections
HIV incidence per 1000 population
AIDS-related deaths
People living with HIV

90-90-90

	2016	
People living with HIV who: Know their HIV status
Are on treatment
Adults on antiretroviral therapy
Are virally suppressed

CHILDREN AND PREGNANT WOMEN

	2010	2016
New HIV infections—children
Antiretroviral therapy coverage — children
Coverage of pregnant women living with HIV accessing antiretroviral medicines

HIV COMORBIDITIES

Estimated number of incident TB cases among people living with HIV (2015)	<100 [<100-<100]
Proportion of people living with HIV with active TB in HIV care	...
Cervical cancer screening of women living with HIV	...

HIV PREVENTION

Knowledge of HIV prevention among young people (15-24)	...
Condom use at last higher-risk sex (with a non-marital, non-cohabiting partner)	...
Males	...
Females	...
Women aged 15-49 who have their demand for family planning satisfied with modern methods	...
Men aged 15-49 who are circumcised	Not applicable
Male circumcisions performed according to national standards (2016)	Not applicable
People on PrEP (2016)	...

STIGMA AND DISCRIMINATION

People who report having discriminatory attitudes towards people living with HIV	...
--	-----

POLICIES AND REGULATIONS

	2016
Community delivery of treatment	...
Laws requiring parental consent for adolescents to access sexual and reproductive health services	...
TRIPS flexibilities incorporated in national legislation	...

Laws or policies restricting entry, stay and residence of people living with HIV	...
Criminalization of transmission of, nondisclosure of, or exposure to HIV	...
Recommended CD4 level for treatment initiation	Data not reported

HIV EXPENDITURE

Total expenditure	...
Domestic public expenditure	...
Domestic private expenditure	...
International expenditure	...

KEY POPULATIONS

SEX WORKERS

Estimated size of population	...
HIV prevalence	...
Know HIV status	...
Antiretroviral therapy coverage	...
Condom use	...
Condoms distributed to sex workers enrolled in prevention programmes (2016)	...
Coverage of HIV prevention programmes	...
Avoidance of services due to stigma and discrimination	...

PEOPLE WHO INJECT DRUGS

Estimated size of population	...
HIV prevalence	...
Know their HIV status	...
Antiretroviral therapy coverage	...
Condom use	...
Clean needle use at last injection	...
Needles and syringes distributed per person who injects (2016)	...
Coverage of HIV prevention programmes	...
Coverage of opioid substitution therapy (2016)	...
Naloxone available (2016)	...
Safe injection rooms available (2016)	...
Avoidance of services due to stigma and discrimination	...

GAY MEN AND OTHER MEN WHO HAVE SEX WITH MEN

Estimated size of population	...
HIV prevalence	...
Know their HIV status	...
Antiretroviral therapy coverage	...
Condom use	...
Condoms distributed to men who have sex with men in prevention programmes (2016)	...
Coverage of HIV prevention programmes	...
Avoidance of services due to stigma and discrimination	...

TRANSGENDER PEOPLE

Estimated size of population	...
HIV prevalence	...
Know their HIV status	...
Antiretroviral therapy coverage	...
Condom use	...
Coverage of HIV prevention programmes	...
Avoidance of services due to stigma and discrimination	...

PRISONERS

Estimated size of population	...
HIV prevalence	...
Antiretroviral therapy coverage	...
HIV prevention programmes in prisons (2016)	...
Condoms distributed	...
Clean needles distributed	...
Prisoners on opioid substitution therapy	...

Unless indicated otherwise, data are from the most recent survey available between 2011 and 2015. Financial data are currently being validated and may be revised. For updates, please see <http://aidsinfo.unaids.org>.

JORDAN

THE HIV EPIDEMIC

	2005	2010	2016
New HIV infections	<100 [<100–<100]	<100 [<100–<100]	<100 [<100–<100]
HIV incidence per 1000 population	<0.01 [<0.01–<0.01]	<0.01 [<0.01–<0.01]	<0.01 [<0.01–<0.01]
AIDS-related deaths	<100 [<100–<100]	<100 [<100–<100]	<100 [<100–<100]
People living with HIV	<200 [<200–<200]	<500 [<500–<500]	<500 [<500–<500]

90-90-90

People living with HIV who:	2016	
Know their HIV status
Are on treatment	<500	55% [48%–62%]
Adults on antiretroviral therapy	240	56% [50%–64%]
Are virally suppressed	<200	40% [35%–45%]

CHILDREN AND PREGNANT WOMEN

	2010	2016
New HIV infections—children
Antiretroviral therapy coverage — children
Coverage of pregnant women living with HIV accessing antiretroviral medicines

HIV COMORBIDITIES

Estimated number of incident TB cases among people living with HIV (2015)	<100 [<100–<100]
Proportion of people living with HIV with active TB in HIV care	...
Cervical cancer screening of women living with HIV	...

HIV PREVENTION

Knowledge of HIV prevention among young people (15-24)	...
Condom use at last higher-risk sex (with a non-marital, non-cohabiting partner)	...
Males	...
Females	...
Women aged 15-49 who have their demand for family planning satisfied with modern methods	...
Men aged 15-49 who are circumcised	Not applicable
Male circumcisions performed according to national standards (2016)	Not applicable
People on PrEP (2016)	...

STIGMA AND DISCRIMINATION

People who report having discriminatory attitudes towards people living with HIV	...
--	-----

POLICIES AND REGULATIONS

	2016
Community delivery of treatment	...
Laws requiring parental consent for adolescents to access sexual and reproductive health services	...
TRIPS flexibilities incorporated in national legislation	...

Laws or policies restricting entry, stay and residence of people living with HIV	...
Criminalization of transmission of, nondisclosure of, or exposure to HIV	...
Recommended CD4 level for treatment initiation	TREAT ALL

HIV EXPENDITURE

	2013
Total expenditure	US\$ 1 079 616
Domestic public expenditure	US\$ 1 000 000
Domestic private expenditure	...
International expenditure	US\$ 79 616

KEY POPULATIONS

SEX WORKERS

Estimated size of population	...
HIV prevalence	...
Know HIV status	...
Antiretroviral therapy coverage	...
Condom use	...
Condoms distributed to sex workers enrolled in prevention programmes (2016)	...
Coverage of HIV prevention programmes	...
Avoidance of services due to stigma and discrimination	...

PEOPLE WHO INJECT DRUGS

Estimated size of population	...
HIV prevalence	...
Know their HIV status	...
Antiretroviral therapy coverage	...
Condom use	...
Clean needle use at last injection	...
Needles and syringes distributed per person who injects (2016)	...
Coverage of HIV prevention programmes	...
Coverage of opioid substitution therapy (2016)	...
Naloxone available (2016)	...
Safe injection rooms available (2016)	...
Avoidance of services due to stigma and discrimination	...

GAY MEN AND OTHER MEN WHO HAVE SEX WITH MEN

Estimated size of population	...
HIV prevalence	...
Know their HIV status	...
Antiretroviral therapy coverage	...
Condom use	...
Condoms distributed to men who have sex with men in prevention programmes (2016)	...
Coverage of HIV prevention programmes	...
Avoidance of services due to stigma and discrimination	...

TRANSGENDER PEOPLE

Estimated size of population	...
HIV prevalence	...
Know their HIV status	...
Antiretroviral therapy coverage	...
Condom use	...
Coverage of HIV prevention programmes	...
Avoidance of services due to stigma and discrimination	...

PRISONERS

Estimated size of population	...
HIV prevalence	...
Antiretroviral therapy coverage	...
HIV prevention programmes in prisons (2016)	...
Condoms distributed	...
Clean needles distributed	...
Prisoners on opioid substitution therapy	...

Unless indicated otherwise, data are from the most recent survey available between 2011 and 2015. Financial data are currently being validated and may be revised. For updates, please see <http://aidsinfo.unaids.org>.

KUWAIT

THE HIV EPIDEMIC

	2005	2010	2016
New HIV infections	<100 [<100–<100]	<100 [<100–<100]	<100 [<100–<100]
HIV incidence per 1000 population	0.01 [<0.01–0.01]	0.01 [<0.01–0.01]	0.02 [<0.01–0.02]
AIDS-related deaths	<100 [<100–<100]	<100 [<100–<100]	<100 [<100–<100]
People living with HIV	<200 [<200–<200]	<500 [<200–<500]	<500 [<500–<500]

90-90-90

People living with HIV who:	2016	
Know their HIV status
Are on treatment	<500	80% [50%–89%]
Adults on antiretroviral therapy	320	82% [51%–91%]
Are virally suppressed	<500	72% [45%–80%]

CHILDREN AND PREGNANT WOMEN

	2010	2016
New HIV infections—children
Antiretroviral therapy coverage — children
Coverage of pregnant women living with HIV accessing antiretroviral medicines

HIV COMORBIDITIES

Estimated number of incident TB cases among people living with HIV (2015)	<100 [<100–<100]
Proportion of people living with HIV with active TB in HIV care	...
Cervical cancer screening of women living with HIV	...

HIV PREVENTION

Knowledge of HIV prevention among young people (15-24)	...
Condom use at last higher-risk sex (with a non-marital, non-cohabiting partner)	...
Males	...
Females	...
Women aged 15-49 who have their demand for family planning satisfied with modern methods	...
Men aged 15-49 who are circumcised	Not applicable
Male circumcisions performed according to national standards (2016)	Not applicable
People on PrEP (2016)	8

STIGMA AND DISCRIMINATION

People who report having discriminatory attitudes towards people living with HIV	...
--	-----

POLICIES AND REGULATIONS

	2016
Community delivery of treatment	No
Laws requiring parental consent for adolescents to access sexual and reproductive health services	Yes, <18 years
TRIPS flexibilities incorporated in national legislation	No data available

Laws or policies restricting entry, stay and residence of people living with HIV	Yes
Criminalization of transmission of, nondisclosure of, or exposure to HIV	Yes
Recommended CD4 level for treatment initiation	TREAT ALL

HIV EXPENDITURE

	2016
Total expenditure	Data under validation
Domestic public expenditure	Data under validation
Domestic private expenditure	Data under validation
International expenditure	Data under validation

KEY POPULATIONS

SEX WORKERS	
Estimated size of population	...
HIV prevalence	...
Know HIV status	...
Antiretroviral therapy coverage	...
Condom use	...
Condoms distributed to sex workers enrolled in prevention programmes (2016)	...
Coverage of HIV prevention programmes	...
Avoidance of services due to stigma and discrimination	...

PEOPLE WHO INJECT DRUGS

Estimated size of population	...
HIV prevalence	...
Know their HIV status	...
Antiretroviral therapy coverage	100%
Condom use	...
Clean needle use at last injection	...
Needles and syringes distributed per person who injects (2016)	...
Coverage of HIV prevention programmes	...
Coverage of opioid substitution therapy (2016)	...
Naloxone available (2016)	No
Safe injection rooms available (2016)	No
Avoidance of services due to stigma and discrimination	...

GAY MEN AND OTHER MEN WHO HAVE SEX WITH MEN

Estimated size of population	...
HIV prevalence	...
Know their HIV status	...
Antiretroviral therapy coverage	...
Condom use	...
Condoms distributed to men who have sex with men in prevention programmes (2016)	...
Coverage of HIV prevention programmes	...
Avoidance of services due to stigma and discrimination	...

TRANSGENDER PEOPLE

Estimated size of population	...
HIV prevalence	...
Know their HIV status	...
Antiretroviral therapy coverage	...
Condom use	...
Coverage of HIV prevention programmes	...
Avoidance of services due to stigma and discrimination	...

PRISONERS

Estimated size of population	3 762
HIV prevalence	0.3%
Antiretroviral therapy coverage	100%
HIV prevention programmes in prisons (2016)	...
Condoms distributed	...
Clean needles distributed	...
Prisoners on opioid substitution therapy	...

Unless indicated otherwise, data are from the most recent survey available between 2011 and 2015. Financial data are currently being validated and may be revised. For updates, please see <http://aidsinfo.unaids.org>.

LEBANON

THE HIV EPIDEMIC

	2005	2010	2016
New HIV infections	<200 [<100–<200]	<200 [<100–<200]	<200 [<200–<200]
HIV incidence per 1000 population	0.03 [0.02–0.03]	0.03 [0.02–0.03]	0.02 [0.02–0.03]
AIDS-related deaths	<100 [<100–<100]	<100 [<100–<100]	<100 [<100–<100]
People living with HIV	1200 [1100–1400]	1600 [1400–1800]	2200 [2000–2500]

90-90-90

People living with HIV who:	2016	
Know their HIV status
Are on treatment	1,100	51% [45%–59%]
Adults on antiretroviral therapy	1100	52% [46%–61%]
Are virally suppressed	<1000	42% [37%–49%]

CHILDREN AND PREGNANT WOMEN

	2010	2016
New HIV infections—children
Antiretroviral therapy coverage — children
Coverage of pregnant women living with HIV accessing antiretroviral medicines

HIV COMORBIDITIES

Estimated number of incident TB cases among people living with HIV (2015)	<100 [<100–<100]
Proportion of people living with HIV with active TB in HIV care	...
Cervical cancer screening of women living with HIV	...

HIV PREVENTION

Knowledge of HIV prevention among young people (15-24)	...
Condom use at last higher-risk sex (with a non-marital, non-cohabiting partner)	...
Males	...
Females	...
Women aged 15-49 who have their demand for family planning satisfied with modern methods	...
Men aged 15-49 who are circumcised	Not applicable
Male circumcisions performed according to national standards (2016)	Not applicable
People on PrEP (2016)	...

STIGMA AND DISCRIMINATION

People who report having discriminatory attitudes towards people living with HIV	...
--	-----

POLICIES AND REGULATIONS

	2016
Community delivery of treatment	...
Laws requiring parental consent for adolescents to access sexual and reproductive health services	...
TRIPS flexibilities incorporated in national legislation	...

Laws or policies restricting entry, stay and residence of people living with HIV	...
Criminalization of transmission of, nondisclosure of, or exposure to HIV	...
Recommended CD4 level for treatment initiation	TREAT ALL

HIV EXPENDITURE

	2013
Total expenditure	US\$ 5 191 497
Domestic public expenditure	US\$ 3 154 875
Domestic private expenditure	...
International expenditure	US\$ 2 036 622

KEY POPULATIONS

SEX WORKERS

Estimated size of population	...
HIV prevalence	...
Know their HIV status	...
Antiretroviral therapy coverage	...
Condom use	96.3%
Condoms distributed to sex workers enrolled in prevention programmes (2016)	...
Coverage of HIV prevention programmes	...
Avoidance of services due to stigma and discrimination	...

PEOPLE WHO INJECT DRUGS

Estimated size of population	3 114
HIV prevalence	0.9%
Know their HIV status	...
Antiretroviral therapy coverage	...
Condom use	...
Clean needle use at last injection	73.9%
Needles and syringes distributed per person who injects (2016)	...
Coverage of HIV prevention programmes	...
Coverage of opioid substitution therapy (2016)	...
Naloxone available (2016)	...
Safe injection rooms available (2016)	...
Avoidance of services due to stigma and discrimination	...

GAY MEN AND OTHER MEN WHO HAVE SEX WITH MEN

Estimated size of population	4 220
HIV prevalence	27.5%
Know their HIV status	...
Antiretroviral therapy coverage	...
Condom use	75%
Condoms distributed to men who have sex with men in prevention programmes (2016)	...
Coverage of HIV prevention programmes	...
Avoidance of services due to stigma and discrimination	...

TRANSGENDER PEOPLE

Estimated size of population	...
HIV prevalence	...
Know their HIV status	...
Antiretroviral therapy coverage	...
Condom use	...
Coverage of HIV prevention programmes	...
Avoidance of services due to stigma and discrimination	...

PRISONERS

Estimated size of population	...
HIV prevalence	...
Antiretroviral therapy coverage	...
HIV prevention programmes in prisons (2016)	...
Condoms distributed	...
Clean needles distributed	...
Prisoners on opioid substitution therapy	...

Unless indicated otherwise, data are from the most recent survey available between 2011 and 2015. Financial data are currently being validated and may be revised. For updates, please see <http://aidsinfo.unaids.org>.

LIBYA

THE HIV EPIDEMIC

	2005	2010	2016
New HIV infections
HIV incidence per 1000 population
AIDS-related deaths
People living with HIV

90-90-90

People living with HIV who:	2016	
Know their HIV status
Are on treatment	2,100	48%
Adults on antiretroviral therapy
Are virally suppressed

CHILDREN AND PREGNANT WOMEN

	2010	2016
New HIV infections—children
Antiretroviral therapy coverage — children
Coverage of pregnant women living with HIV accessing antiretroviral medicines

HIV COMORBIDITIES

Estimated number of incident TB cases among people living with HIV (2015)	<100 [<100-<100]
Proportion of people living with HIV with active TB in HIV care	...
Cervical cancer screening of women living with HIV	...

HIV PREVENTION

Knowledge of HIV prevention among young people (15-24)	...
Condom use at last higher-risk sex (with a non-marital, non-cohabiting partner)	...
Males	...
Females	...
Women aged 15-49 who have their demand for family planning satisfied with modern methods	...
Men aged 15-49 who are circumcised	Not applicable
Male circumcisions performed according to national standards (2016)	Not applicable
People on PrEP (2016)	...

STIGMA AND DISCRIMINATION

People who report having discriminatory attitudes towards people living with HIV	...
--	-----

POLICIES AND REGULATIONS

	2016
Community delivery of treatment	No
Laws requiring parental consent for adolescents to access sexual and reproductive health services	No
TRIPS flexibilities incorporated in national legislation	Yes

Laws or policies restricting entry, stay and residence of people living with HIV	No
Criminalization of transmission of, nondisclosure of, or exposure to HIV	...
Recommended CD4 level for treatment initiation	TREAT ALL

HIV EXPENDITURE

Total expenditure	...
Domestic public expenditure	...
Domestic private expenditure	...
International expenditure	...

KEY POPULATIONS

SEX WORKERS

Estimated size of population	...
HIV prevalence	...
Know HIV status	...
Antiretroviral therapy coverage	...
Condom use	...
Condoms distributed to sex workers enrolled in prevention programmes (2016)	...
Coverage of HIV prevention programmes	...
Avoidance of services due to stigma and discrimination	...

PEOPLE WHO INJECT DRUGS

Estimated size of population	...
HIV prevalence	...
Know their HIV status	...
Antiretroviral therapy coverage	...
Condom use	...
Clean needle use at last injection	...
Needles and syringes distributed per person who injects (2016)	...
Coverage of HIV prevention programmes	...
Coverage of opioid substitution therapy (2016)	...
Naloxone available (2016)	No
Safe injection rooms available (2016)	No
Avoidance of services due to stigma and discrimination	...

GAY MEN AND OTHER MEN WHO HAVE SEX WITH MEN

Estimated size of population	...
HIV prevalence	...
Know their HIV status	...
Antiretroviral therapy coverage	...
Condom use	...
Condoms distributed to men who have sex with men in prevention programmes (2016)	...
Coverage of HIV prevention programmes	...
Avoidance of services due to stigma and discrimination	...

TRANSGENDER PEOPLE

Estimated size of population	...
HIV prevalence	...
Know their HIV status	...
Antiretroviral therapy coverage	...
Condom use	...
Coverage of HIV prevention programmes	...
Avoidance of services due to stigma and discrimination	...

PRISONERS

Estimated size of population	...
HIV prevalence	...
Antiretroviral therapy coverage	...
HIV prevention programmes in prisons (2016)	...
Condoms distributed	...
Clean needles distributed	...
Prisoners on opioid substitution therapy	...

Unless indicated otherwise, data are from the most recent survey available between 2011 and 2015. Financial data are currently being validated and may be revised. For updates, please see <http://aidsinfo.unaids.org>.

MOROCCO

THE HIV EPIDEMIC

	2005	2010	2016
New HIV infections	1700 [1200–2200]	1600 [1100–2200]	<1000 [<1000–1500]
HIV incidence per 1000 population	0.06 [0.04–0.08]	0.05 [0.03–0.07]	0.03 [0.02–0.04]
AIDS-related deaths	<500 [<500–1000]	<1000 [<500–1000]	<1000 [<500–1000]
People living with HIV	14 000 [10 000–17 000]	19 000 [14 000–23 000]	22 000 [16 000–28 000]

90-90-90

People living with HIV who:	2016	
Know their HIV status	14 000	63% [39%–84%]
Are on treatment	11 000	48% [30%–64%]
Adults on antiretroviral therapy	10 100	47% [29%–62%]
Are virally suppressed

CHILDREN AND PREGNANT WOMEN

	2010	2016
New HIV infections—children	<100 [<100–<100]	<100 [<100–<100]
Antiretroviral therapy coverage — children	56% [38%–71%]	>95% [76%–>95%]
Coverage of pregnant women living with HIV accessing antiretroviral medicines	46% [36%–57%]	62% [48%–76%]

HIV COMORBIDITIES

Estimated number of incident TB cases among people living with HIV (2015)	<1000 [<1000–<1000]
Proportion of people living with HIV with active TB in HIV care	13.8%
Cervical cancer screening of women living with HIV	...

HIV PREVENTION

Knowledge of HIV prevention among young people (15–24)	22.2%
Condom use at last higher-risk sex (with a non-marital, non-cohabiting partner)	
Males	...
Females	...
Women aged 15–49 who have their demand for family planning satisfied with modern methods	...
Men aged 15–49 who are circumcised	Not applicable
Male circumcisions performed according to national standards (2016)	Not applicable
People on PrEP (2016)	...

STIGMA AND DISCRIMINATION

People who report having discriminatory attitudes towards people living with HIV	...
--	-----

POLICIES AND REGULATIONS

	2016
Community delivery of treatment	No
Laws requiring parental consent for adolescents to access sexual and reproductive health services	Yes, <18 years
TRIPS flexibilities incorporated in national legislation	Yes

Laws or policies restricting entry, stay and residence of people living with HIV	No
Criminalization of transmission of, nondisclosure of, or exposure to HIV	No
Recommended CD4 level for treatment initiation	TREAT ALL

HIV EXPENDITURE

	2016
Total expenditure	Data under validation
Domestic public expenditure	Data under validation
Domestic private expenditure	Data under validation
International expenditure	Data under validation

KEY POPULATIONS

SEX WORKERS	
Estimated size of population	75 000
HIV prevalence	1.3%
Know HIV status	40.1%
Antiretroviral therapy coverage	...
Condom use	52.3%
Condoms distributed to sex workers enrolled in prevention programmes (2016)	...
Coverage of HIV prevention programmes	...
Avoidance of services due to stigma and discrimination	...

PEOPLE WHO INJECT DRUGS

Estimated size of population	1 500
HIV prevalence	7.9%
Know their HIV status	...
Antiretroviral therapy coverage	...
Condom use	28.2%
Clean needle use at last injection	80%
Needles and syringes distributed per person who injects (2016)	54
Coverage of HIV prevention programmes	...
Coverage of opioid substitution therapy (2016)	28.8%
Naloxone available (2016)	No
Safe injection rooms available (2016)	No
Avoidance of services due to stigma and discrimination	...

GAY MEN AND OTHER MEN WHO HAVE SEX WITH MEN

Estimated size of population	45 000
HIV prevalence	5.7%
Know their HIV status	...
Antiretroviral therapy coverage	...
Condom use	50%
Condoms distributed to men who have sex with men in prevention programmes (2016)	...
Coverage of HIV prevention programmes	...
Avoidance of services due to stigma and discrimination	...

TRANSGENDER PEOPLE

Estimated size of population	...
HIV prevalence	...
Know their HIV status	...
Antiretroviral therapy coverage	...
Condom use	...
Coverage of HIV prevention programmes	...
Avoidance of services due to stigma and discrimination	...

PRISONERS

Estimated size of population	78 000
HIV prevalence	0.5%
Antiretroviral therapy coverage	...
HIV prevention programmes in prisons (2016)	
Condoms distributed	...
Clean needles distributed	...
Prisoners on opioid substitution therapy	7

Unless indicated otherwise, data are from the most recent survey available between 2011 and 2015. Financial data are currently being validated and may be revised. For updates, please see <http://aidsinfo.unaids.org>.

OMAN

THE HIV EPIDEMIC

	2005	2010	2016
New HIV infections
HIV incidence per 1000 population
AIDS-related deaths
People living with HIV

90-90-90

People living with HIV who:	2016	
Know their HIV status
Are on treatment	1,200	70%
Adults on antiretroviral therapy
Are virally suppressed

CHILDREN AND PREGNANT WOMEN

	2010	2016
New HIV infections—children
Antiretroviral therapy coverage — children
Coverage of pregnant women living with HIV accessing antiretroviral medicines

HIV COMORBIDITIES

Estimated number of incident TB cases among people living with HIV (2015)	<100 [<100-100]
Proportion of people living with HIV with active TB in HIV care	1.7%
Cervical cancer screening of women living with HIV	...

HIV PREVENTION

Knowledge of HIV prevention among young people (15-24)	...
Condom use at last higher-risk sex (with a non-marital, non-cohabiting partner)	...
Males	...
Females	...
Women aged 15-49 who have their demand for family planning satisfied with modern methods	...
Men aged 15-49 who are circumcised	Not applicable
Male circumcisions performed according to national standards (2016)	Not applicable
People on PrEP (2016)	...

STIGMA AND DISCRIMINATION

People who report having discriminatory attitudes towards people living with HIV	...
--	-----

POLICIES AND REGULATIONS

	2016
Community delivery of treatment	No
Laws requiring parental consent for adolescents to access sexual and reproductive health services	Yes, <14 years
TRIPS flexibilities incorporated in national legislation	No data available

Laws or policies restricting entry, stay and residence of people living with HIV	Yes
Criminalization of transmission of, nondisclosure of, or exposure to HIV	No
Recommended CD4 level for treatment initiation	TREAT ALL

HIV EXPENDITURE

	2015
Total expenditure	US\$ 5 436 317
Domestic public expenditure	US\$ 5 422 617
Domestic private expenditure	...
International expenditure	US\$ 13 700

KEY POPULATIONS

SEX WORKERS

Estimated size of population	...
HIV prevalence	...
Know HIV status	...
Antiretroviral therapy coverage	...
Condom use	...
Condoms distributed to sex workers enrolled in prevention programmes (2016)	...
Coverage of HIV prevention programmes	...
Avoidance of services due to stigma and discrimination	...

PEOPLE WHO INJECT DRUGS

Estimated size of population	...
HIV prevalence	...
Know their HIV status	...
Antiretroviral therapy coverage	...
Condom use	...
Clean needle use at last injection	...
Needles and syringes distributed per person who injects (2016)	...
Coverage of HIV prevention programmes	...
Coverage of opioid substitution therapy (2016)	...
Naloxone available (2016)	Yes
Safe injection rooms available (2016)	No
Avoidance of services due to stigma and discrimination	...

GAY MEN AND OTHER MEN WHO HAVE SEX WITH MEN

Estimated size of population	...
HIV prevalence	...
Know their HIV status	...
Antiretroviral therapy coverage	...
Condom use	...
Condoms distributed to men who have sex with men in prevention programmes (2016)	...
Coverage of HIV prevention programmes	...
Avoidance of services due to stigma and discrimination	...

TRANSGENDER PEOPLE

Estimated size of population	...
HIV prevalence	...
Know their HIV status	...
Antiretroviral therapy coverage	...
Condom use	...
Coverage of HIV prevention programmes	...
Avoidance of services due to stigma and discrimination	...

PRISONERS

Estimated size of population	...
HIV prevalence	0.3%
Antiretroviral therapy coverage	100%
HIV prevention programmes in prisons (2016)	...
Condoms distributed	...
Clean needles distributed	...
Prisoners on opioid substitution therapy	...

Unless indicated otherwise, data are from the most recent survey available between 2011 and 2015. Financial data are currently being validated and may be revised. For updates, please see <http://aidsinfo.unaids.org>.

QATAR

THE HIV EPIDEMIC

	2005	2010	2016
New HIV infections	<100 [<100-<100]	<100 [<100-<100]	<100 [<100-<100]
HIV incidence per 1000 population	0.02 [0.01-0.02]	0.02 [0.01-0.03]	0.02 [0.01-0.03]
AIDS-related deaths	<100 [<100-<100]	<100 [<100-<100]	<100 [<100-<100]
People living with HIV	<100 [<100-<100]	<100 [<100-<100]	<100 [<100-<200]

90-90-90

People living with HIV who:	2016	
Know their HIV status
Are on treatment	<100	86% [51%→95%]
Adults on antiretroviral therapy	80	88% [52%→95%]
Are virally suppressed

CHILDREN AND PREGNANT WOMEN

	2010	2016
New HIV infections—children
Antiretroviral therapy coverage — children
Coverage of pregnant women living with HIV accessing antiretroviral medicines

HIV COMORBIDITIES

Estimated number of incident TB cases among people living with HIV (2015)	<100 [<100-<100]
Proportion of people living with HIV with active TB in HIV care	...
Cervical cancer screening of women living with HIV	...

HIV PREVENTION

Knowledge of HIV prevention among young people (15-24)	...
Condom use at last higher-risk sex (with a non-marital, non-cohabiting partner)	...
Males	...
Females	...
Women aged 15-49 who have their demand for family planning satisfied with modern methods	...
Men aged 15-49 who are circumcised	Not applicable
Male circumcisions performed according to national standards (2016)	Not applicable
People on PrEP (2016)	...

STIGMA AND DISCRIMINATION

People who report having discriminatory attitudes towards people living with HIV	...
--	-----

POLICIES AND REGULATIONS

	2016
Community delivery of treatment	...
Laws requiring parental consent for adolescents to access sexual and reproductive health services	...
TRIPS flexibilities incorporated in national legislation	...

Laws or policies restricting entry, stay and residence of people living with HIV	...
Criminalization of transmission of, nondisclosure of, or exposure to HIV	...
Recommended CD4 level for treatment initiation	Data not reported

HIV EXPENDITURE

Total expenditure	...
Domestic public expenditure	...
Domestic private expenditure	...
International expenditure	...

KEY POPULATIONS

SEX WORKERS	
Estimated size of population	...
HIV prevalence	...
Know HIV status	...
Antiretroviral therapy coverage	...
Condom use	...
Condoms distributed to sex workers enrolled in prevention programmes (2016)	...
Coverage of HIV prevention programmes	...
Avoidance of services due to stigma and discrimination	...

PEOPLE WHO INJECT DRUGS	
Estimated size of population	...
HIV prevalence	...
Know their HIV status	...
Antiretroviral therapy coverage	...
Condom use	...
Clean needle use at last injection	...
Needles and syringes distributed per person who injects (2016)	...
Coverage of HIV prevention programmes	...
Coverage of opioid substitution therapy (2016)	...
Naloxone available (2016)	...
Safe injection rooms available (2016)	...
Avoidance of services due to stigma and discrimination	...

GAY MEN AND OTHER MEN WHO HAVE SEX WITH MEN	
Estimated size of population	...
HIV prevalence	...
Know their HIV status	...
Antiretroviral therapy coverage	...
Condom use	...
Condoms distributed to men who have sex with men in prevention programmes (2016)	...
Coverage of HIV prevention programmes	...
Avoidance of services due to stigma and discrimination	...

TRANSGENDER PEOPLE	
Estimated size of population	...
HIV prevalence	...
Know their HIV status	...
Antiretroviral therapy coverage	...
Condom use	...
Coverage of HIV prevention programmes	...
Avoidance of services due to stigma and discrimination	...

PRISONERS	
Estimated size of population	...
HIV prevalence	...
Antiretroviral therapy coverage	...
HIV prevention programmes in prisons (2016)	...
Condoms distributed	...
Clean needles distributed	...
Prisoners on opioid substitution therapy	...

Unless indicated otherwise, data are from the most recent survey available between 2011 and 2015. Financial data are currently being validated and may be revised. For updates, please see <http://aidsinfo.unaids.org>.

SAUDI ARABIA

THE HIV EPIDEMIC

	2005	2010	2016
New HIV infections	<1000 [<1000–<1000]	<500 [<500–<500]	<500 [<500–<1000]
HIV incidence per 1000 population	0.03 [0.03–0.03]	0.03 [0.02–0.03]	0.02 [0.02–0.03]
AIDS-related deaths	<100 [<100–<100]	<200 [<100–<200]	<500 [<200–<500]
People living with HIV	4900 [4600–5200]	6800 [6300–7300]	8200 [7400–9000]

90-90-90

People living with HIV who:	2016	
Know their HIV status
Are on treatment	4,900	74% [48%–69%]
Adults on antiretroviral therapy	4800	60% [48%–69%]
Are virally suppressed	3,800	57% [46%–66%]

CHILDREN AND PREGNANT WOMEN

	2010	2016
New HIV infections—children	<100 [<100–<100]	<100 [<100–<100]
Antiretroviral therapy coverage — children	37% [27%–37%]	48% [34%–50%]
Coverage of pregnant women living with HIV accessing antiretroviral medicines	58% [52%–64%]	39% [35%–44%]

HIV COMORBIDITIES

Estimated number of incident TB cases among people living with HIV (2015)	<200 [<200–<200]
Proportion of people living with HIV with active TB in HIV care	5.7%
Cervical cancer screening of women living with HIV	...

HIV PREVENTION

Knowledge of HIV prevention among young people (15-24)	...
Condom use at last higher-risk sex (with a non-marital, non-cohabiting partner)	...
Males	...
Females	...
Women aged 15-49 who have their demand for family planning satisfied with modern methods	...
Men aged 15-49 who are circumcised	Not applicable
Male circumcisions performed according to national standards (2016)	Not applicable
People on PrEP (2016)	...

STIGMA AND DISCRIMINATION

People who report having discriminatory attitudes towards people living with HIV	...
--	-----

POLICIES AND REGULATIONS

	2016
Community delivery of treatment	No
Laws requiring parental consent for adolescents to access sexual and reproductive health services	Yes, <18 years
TRIPS flexibilities incorporated in national legislation	No data available

Laws or policies restricting entry, stay and residence of people living with HIV	Yes
Criminalization of transmission of, nondisclosure of, or exposure to HIV	No*
Recommended CD4 level for treatment initiation	TREAT ALL

HIV EXPENDITURE

Total expenditure	...
Domestic public expenditure	...
Domestic private expenditure	...
International expenditure	...

KEY POPULATIONS

SEX WORKERS

Estimated size of population	...
HIV prevalence	...
Know HIV status	...
Antiretroviral therapy coverage	...
Condom use	...
Condoms distributed to sex workers enrolled in prevention programmes (2016)	...
Coverage of HIV prevention programmes	...
Avoidance of services due to stigma and discrimination	...

PEOPLE WHO INJECT DRUGS

Estimated size of population	...
HIV prevalence	...
Know their HIV status	...
Antiretroviral therapy coverage	...
Condom use	...
Clean needle use at last injection	...
Needles and syringes distributed per person who injects (2016)	...
Coverage of HIV prevention programmes	...
Coverage of opioid substitution therapy (2016)	...
Naloxone available (2016)	No
Safe injection rooms available (2016)	No
Avoidance of services due to stigma and discrimination	...

GAY MEN AND OTHER MEN WHO HAVE SEX WITH MEN

Estimated size of population	...
HIV prevalence	...
Know their HIV status	...
Antiretroviral therapy coverage	...
Condom use	...
Condoms distributed to men who have sex with men in prevention programmes (2016)	...
Coverage of HIV prevention programmes	...
Avoidance of services due to stigma and discrimination	...

TRANSGENDER PEOPLE

Estimated size of population	...
HIV prevalence	...
Know their HIV status	...
Antiretroviral therapy coverage	...
Condom use	...
Coverage of HIV prevention programmes	...
Avoidance of services due to stigma and discrimination	...

PRISONERS

Estimated size of population	...
HIV prevalence	0.5%
Antiretroviral therapy coverage	91.7%
HIV prevention programmes in prisons (2016)	...
Condoms distributed	...
Clean needles distributed	...
Prisoners on opioid substitution therapy	...

Unless indicated otherwise, data are from the most recent survey available between 2011 and 2015. Financial data are currently being validated and may be revised. For updates, please see <http://aidsinfo.unaids.org>.
* No, but prosecutions exist based on general criminal laws.

SOMALIA

THE HIV EPIDEMIC

	2005	2010	2016
New HIV infections	2300 [1700–3200]	2100 [1400–2800]	1800 [<1000–2900]
HIV incidence per 1000 population	0.28 [0.21–0.39]	0.22 [0.15–0.3]	0.17 [0.08–0.27]
AIDS-related deaths	1800 [1200–2700]	2000 [1400–2600]	1700 [1200–2300]
People living with HIV	27 000 [20 000–37 000]	26 000 [19 000–34 000]	24 000 [16 000–33 000]

90-90-90

People living with HIV who:	2016	
Know their HIV status
Are on treatment	2,700	11% [6%–16%]
Adults on antiretroviral therapy	2500	12% [7%–17%]
Are virally suppressed

CHILDREN AND PREGNANT WOMEN

	2010	2016
New HIV infections—children	<500 [<500–<1000]	<500 [<500–<1000]
Antiretroviral therapy coverage — children	0% [0%–1%]	5% [3%–7%]
Coverage of pregnant women living with HIV accessing antiretroviral medicines	0% [0%–0%]	7% [5%–10%]

HIV COMORBIDITIES

Estimated number of incident TB cases among people living with HIV (2015)	<1000 [<500–<1000]
Proportion of people living with HIV with active TB in HIV care	27.6%
Cervical cancer screening of women living with HIV	...

HIV PREVENTION

Knowledge of HIV prevention among young people (15-24)	...
Condom use at last higher-risk sex (with a non-marital, non-cohabiting partner)	...
Males	...
Females	...
Women aged 15-49 who have their demand for family planning satisfied with modern methods	...
Men aged 15-49 who are circumcised	Not applicable
Male circumcisions performed according to national standards (2016)	Not applicable
People on PrEP (2016)	...

STIGMA AND DISCRIMINATION

People who report having discriminatory attitudes towards people living with HIV	...
--	-----

POLICIES AND REGULATIONS

	2016
Community delivery of treatment	...
Laws requiring parental consent for adolescents to access sexual and reproductive health services	...
TRIPS flexibilities incorporated in national legislation	...

Laws or policies restricting entry, stay and residence of people living with HIV	...
Criminalization of transmission of, nondisclosure of, or exposure to HIV	...
Recommended CD4 level for treatment initiation	TREAT ALL

HIV EXPENDITURE

	2015
Total expenditure	US\$ 8 038 986
Domestic public expenditure	...
Domestic private expenditure	...
International expenditure	US\$ 8 038 986

KEY POPULATIONS

SEX WORKERS	
Estimated size of population	10 957
HIV prevalence	5.2%
Know HIV status	...
Antiretroviral therapy coverage	...
Condom use	33.7%
Condoms distributed to sex workers enrolled in prevention programmes (2016)	...
Coverage of HIV prevention programmes	...
Avoidance of services due to stigma and discrimination	...

PEOPLE WHO INJECT DRUGS

Estimated size of population	...
HIV prevalence	...
Know their HIV status	...
Antiretroviral therapy coverage	...
Condom use	...
Clean needle use at last injection	...
Needles and syringes distributed per person who injects (2016)	...
Coverage of HIV prevention programmes	...
Coverage of opioid substitution therapy (2016)	...
Naloxone available (2016)	...
Safe injection rooms available (2016)	...
Avoidance of services due to stigma and discrimination	...

GAY MEN AND OTHER MEN WHO HAVE SEX WITH MEN

Estimated size of population	...
HIV prevalence	...
Know their HIV status	...
Antiretroviral therapy coverage	...
Condom use	...
Condoms distributed to men who have sex with men in prevention programmes (2016)	...
Coverage of HIV prevention programmes	...
Avoidance of services due to stigma and discrimination	...

TRANSGENDER PEOPLE

Estimated size of population	...
HIV prevalence	...
Know their HIV status	...
Antiretroviral therapy coverage	...
Condom use	...
Coverage of HIV prevention programmes	...
Avoidance of services due to stigma and discrimination	...

PRISONERS

Estimated size of population	...
HIV prevalence	...
Antiretroviral therapy coverage	...
HIV prevention programmes in prisons (2016)	...
Condoms distributed	...
Clean needles distributed	...
Prisoners on opioid substitution therapy	...

Unless indicated otherwise, data are from the most recent survey available between 2011 and 2015. Financial data are currently being validated and may be revised. For updates, please see <http://aidsinfo.unaids.org>.

SUDAN

THE HIV EPIDEMIC

	2005	2010	2016
New HIV infections	4600 [3600–5500]	5100 [3500–7400]	5000 [1900–9400]
HIV incidence per 1000 population	0.15 [0.12–0.18]	0.15 [0.1–0.21]	0.13 [0.05–0.24]
AIDS-related deaths	1200 [<1000–2200]	1700 [1200–2400]	3000 [2200–4300]
People living with HIV	28 000 [21 000–38 000]	43 000 [37 000–50 000]	56 000 [34 000–87 000]

90-90-90

People living with HIV who:	2016	
Know their HIV status	21 000	39% [23%–66%]
Are on treatment	5,800	10% [6%–17%]
Adults on antiretroviral therapy	5300	10% [5%–17%]
Are virally suppressed

CHILDREN AND PREGNANT WOMEN

	2010	2016
New HIV infections—children	<500 [<500–<1000]	<1000 [<500–<1000]
Antiretroviral therapy coverage — children	11% [8%–15%]	16% [10%–22%]
Coverage of pregnant women living with HIV accessing antiretroviral medicines	5% [4%–7%]	4% [3%–7%]

HIV COMORBIDITIES

Estimated number of incident TB cases among people living with HIV (2015)	1600 [<1000–2600]
Proportion of people living with HIV with active TB in HIV care	17.5%
Cervical cancer screening of women living with HIV	...

HIV PREVENTION

Knowledge of HIV prevention among young people (15–24)	...
Condom use at last higher-risk sex (with a non-marital, non-cohabiting partner)	...
Males	...
Females	...
Women aged 15–49 who have their demand for family planning satisfied with modern methods	...
Men aged 15–49 who are circumcised	Not applicable
Male circumcisions performed according to national standards (2016)	Not applicable
People on PrEP (2016)	...

STIGMA AND DISCRIMINATION

People who report having discriminatory attitudes towards people living with HIV	...
--	-----

POLICIES AND REGULATIONS

	2016
Community delivery of treatment	No
Laws requiring parental consent for adolescents to access sexual and reproductive health services	No
TRIPS flexibilities incorporated in national legislation	No data available

Laws or policies restricting entry, stay and residence of people living with HIV	Yes
Criminalization of transmission of, nondisclosure of, or exposure to HIV	No
Recommended CD4 level for treatment initiation	TREAT ALL

HIV EXPENDITURE

	2015
Total expenditure	US\$ 14 598 755
Domestic public expenditure	US\$ 2 893 023
Domestic private expenditure	US\$ 1 137 085
International expenditure	US\$ 10 568 647

KEY POPULATIONS

SEX WORKERS

Estimated size of population	...
HIV prevalence	1.3%
Know HIV status	...
Antiretroviral therapy coverage	...
Condom use	34.9%
Condoms distributed to sex workers enrolled in prevention programmes (2016)	8
Coverage of HIV prevention programmes	...
Avoidance of services due to stigma and discrimination	...

PEOPLE WHO INJECT DRUGS

Estimated size of population	...
HIV prevalence	...
Know their HIV status	...
Antiretroviral therapy coverage	...
Condom use	...
Clean needle use at last injection	...
Needles and syringes distributed per person who injects (2016)	...
Coverage of HIV prevention programmes	...
Coverage of opioid substitution therapy (2016)	...
Naloxone available (2016)	...
Safe injection rooms available (2016)	...
Avoidance of services due to stigma and discrimination	...

GAY MEN AND OTHER MEN WHO HAVE SEX WITH MEN

Estimated size of population	...
HIV prevalence	1.4%
Know their HIV status	...
Antiretroviral therapy coverage	...
Condom use	26.9%
Condoms distributed to men who have sex with men in prevention programmes (2016)	10
Coverage of HIV prevention programmes	...
Avoidance of services due to stigma and discrimination	...

TRANSGENDER PEOPLE

Estimated size of population	...
HIV prevalence	...
Know their HIV status	...
Antiretroviral therapy coverage	...
Condom use	...
Coverage of HIV prevention programmes	...
Avoidance of services due to stigma and discrimination	...

PRISONERS

Estimated size of population	...
HIV prevalence	...
Antiretroviral therapy coverage	...
HIV prevention programmes in prisons (2016)	...
Condoms distributed	...
Clean needles distributed	...
Prisoners on opioid substitution therapy	...

Unless indicated otherwise, data are from the most recent survey available between 2011 and 2015. Financial data are currently being validated and may be revised. For updates, please see <http://aidsinfo.unaids.org>.

SYRIAN ARAB REPUBLIC

THE HIV EPIDEMIC

	2005	2010	2016
New HIV infections
HIV incidence per 1000 population
AIDS-related deaths
People living with HIV

90-90-90

People living with HIV who:	2016	
Know their HIV status
Are on treatment	<200	...
Adults on antiretroviral therapy
Are virally suppressed

CHILDREN AND PREGNANT WOMEN

	2010	2016
New HIV infections—children
Antiretroviral therapy coverage — children
Coverage of pregnant women living with HIV accessing antiretroviral medicines

HIV COMORBIDITIES

Estimated number of incident TB cases among people living with HIV (2015)	...
Proportion of people living with HIV with active TB in HIV care	...
Cervical cancer screening of women living with HIV	...

HIV PREVENTION

Knowledge of HIV prevention among young people (15-24)	...
Condom use at last higher-risk sex (with a non-marital, non-cohabiting partner)	...
Males	...
Females	...
Women aged 15-49 who have their demand for family planning satisfied with modern methods	...
Men aged 15-49 who are circumcised	Not applicable
Male circumcisions performed according to national standards (2016)	Not applicable
People on PrEP (2016)	...

STIGMA AND DISCRIMINATION

People who report having discriminatory attitudes towards people living with HIV	...
--	-----

POLICIES AND REGULATIONS

	2016
Community delivery of treatment	No
Laws requiring parental consent for adolescents to access sexual and reproductive health services	Yes, <16 years
TRIPS flexibilities incorporated in national legislation	No

Laws or policies restricting entry, stay and residence of people living with HIV	Yes
Criminalization of transmission of, nondisclosure of, or exposure to HIV	Yes
Recommended CD4 level for treatment initiation	TREAT ALL

HIV EXPENDITURE

Total expenditure	...
Domestic public expenditure	...
Domestic private expenditure	...
International expenditure	...

KEY POPULATIONS

SEX WORKERS

Estimated size of population	...
HIV prevalence	...
Know HIV status	...
Antiretroviral therapy coverage	...
Condom use	...
Condoms distributed to sex workers enrolled in prevention programmes (2016)	...
Coverage of HIV prevention programmes	...
Avoidance of services due to stigma and discrimination	...

PEOPLE WHO INJECT DRUGS

Estimated size of population	...
HIV prevalence	...
Know their HIV status	...
Antiretroviral therapy coverage	...
Condom use	...
Clean needle use at last injection	...
Needles and syringes distributed per person who injects (2016)	...
Coverage of HIV prevention programmes	...
Coverage of opioid substitution therapy (2016)	...
Naloxone available (2016)	No
Safe injection rooms available (2016)	No
Avoidance of services due to stigma and discrimination	...

GAY MEN AND OTHER MEN WHO HAVE SEX WITH MEN

Estimated size of population	...
HIV prevalence	...
Know their HIV status	...
Antiretroviral therapy coverage	...
Condom use	...
Condoms distributed to men who have sex with men in prevention programmes (2016)	...
Coverage of HIV prevention programmes	...
Avoidance of services due to stigma and discrimination	...

TRANSGENDER PEOPLE

Estimated size of population	...
HIV prevalence	...
Know their HIV status	...
Antiretroviral therapy coverage	...
Condom use	...
Coverage of HIV prevention programmes	...
Avoidance of services due to stigma and discrimination	...

PRISONERS

Estimated size of population	...
HIV prevalence	...
Antiretroviral therapy coverage	...
HIV prevention programmes in prisons (2016)	...
Condoms distributed	...
Clean needles distributed	...
Prisoners on opioid substitution therapy	...

Unless indicated otherwise, data are from the most recent survey available between 2011 and 2015. Financial data are currently being validated and may be revised. For updates, please see <http://aidsinfo.unaids.org>.

TUNISIA

THE HIV EPIDEMIC

	2005	2010	2016
New HIV infections	<200 [<100–<500]	<500 [<200–<500]	<500 [<200–<1000]
HIV incidence per 1000 population	0.01 [<0.01–0.02]	0.02 [0.01–0.03]	0.03 [0.02–0.05]
AIDS-related deaths	<100 [<100–<100]	<100 [<100–<100]	<100 [<100–<200]
People living with HIV	<1000 [<1000–1300]	1600 [1100–2300]	2900 [2000–4000]

90-90-90

	2016	
People living with HIV who:		
Know their HIV status	1700	58% [40%–80%]
Are on treatment	<1000	29% [20%–40%]
Adults on antiretroviral therapy	850	29% [20%–40%]
Are virally suppressed

CHILDREN AND PREGNANT WOMEN

	2010	2016
New HIV infections—children
Antiretroviral therapy coverage — children
Coverage of pregnant women living with HIV accessing antiretroviral medicines

HIV COMORBIDITIES

Estimated number of incident TB cases among people living with HIV (2015)	<100 [<100–<100]
Proportion of people living with HIV with active TB in HIV care	9.9%
Cervical cancer screening of women living with HIV	...

HIV PREVENTION

Knowledge of HIV prevention among young people (15-24)	...
Condom use at last higher-risk sex (with a non-marital, non-cohabiting partner)	...
Males	...
Females	...
Women aged 15-49 who have their demand for family planning satisfied with modern methods	...
Men aged 15-49 who are circumcised	Not applicable
Male circumcisions performed according to national standards (2016)	Not applicable
People on PrEP (2016)	...

STIGMA AND DISCRIMINATION

People who report having discriminatory attitudes towards people living with HIV	...
--	-----

POLICIES AND REGULATIONS

	2016
Community delivery of treatment	No
Laws requiring parental consent for adolescents to access sexual and reproductive health services	No
TRIPS flexibilities incorporated in national legislation	Yes

Laws or policies restricting entry, stay and residence of people living with HIV	No
Criminalization of transmission of, nondisclosure of, or exposure to HIV	No
Recommended CD4 level for treatment initiation	≤500 cells/mm ³

HIV EXPENDITURE

	2016
Total expenditure	Data under validation
Domestic public expenditure	Data under validation
Domestic private expenditure	Data under validation
International expenditure	Data under validation

KEY POPULATIONS

SEX WORKERS	
Estimated size of population	25 000
HIV prevalence	0.9%
Know HIV status	...
Antiretroviral therapy coverage	...
Condom use	57.5%
Condoms distributed to sex workers enrolled in prevention programmes (2016)	38
Coverage of HIV prevention programmes	...
Avoidance of services due to stigma and discrimination	...

PEOPLE WHO INJECT DRUGS

Estimated size of population	9 000
HIV prevalence	3.9%
Know their HIV status	...
Antiretroviral therapy coverage	...
Condom use	29.3%
Clean needle use at last injection	88.6%
Needles and syringes distributed per person who injects (2016)	17
Coverage of HIV prevention programmes	...
Coverage of opioid substitution therapy (2016)	...
Naloxone available (2016)	...
Safe injection rooms available (2016)	...
Avoidance of services due to stigma and discrimination	...

GAY MEN AND OTHER MEN WHO HAVE SEX WITH MEN

Estimated size of population	28 000
HIV prevalence	9.1%
Know their HIV status	...
Antiretroviral therapy coverage	...
Condom use	50%
Condoms distributed to men who have sex with men in prevention programmes (2016)	...
Coverage of HIV prevention programmes	...
Avoidance of services due to stigma and discrimination	...

TRANSGENDER PEOPLE

Estimated size of population	...
HIV prevalence	...
Know their HIV status	...
Antiretroviral therapy coverage	...
Condom use	...
Coverage of HIV prevention programmes	...
Avoidance of services due to stigma and discrimination	...

PRISONERS

Estimated size of population	...
HIV prevalence	0.1%
Antiretroviral therapy coverage	...
HIV prevention programmes in prisons (2016)	
Condoms distributed	148 772
Clean needles distributed	...
Prisoners on opioid substitution therapy	...

Unless indicated otherwise, data are from the most recent survey available between 2011 and 2015. Financial data are currently being validated and may be revised. For updates, please see <http://aidsinfo.unaids.org>.

UNITED ARAB EMIRATES

THE HIV EPIDEMIC

	2005	2010	2016
New HIV infections
HIV incidence per 1000 population
AIDS-related deaths
People living with HIV

90-90-90

	2016	
People living with HIV who: Know their HIV status
Are on treatment
Adults on antiretroviral therapy
Are virally suppressed	<500	...

CHILDREN AND PREGNANT WOMEN

	2010	2016
New HIV infections—children
Antiretroviral therapy coverage — children
Coverage of pregnant women living with HIV accessing antiretroviral medicines

HIV COMORBIDITIES

Estimated number of incident TB cases among people living with HIV (2015)	<100 [<100-<100]
Proportion of people living with HIV with active TB in HIV care	4.1%
Cervical cancer screening of women living with HIV	...

HIV PREVENTION

Knowledge of HIV prevention among young people (15-24)	...
Condom use at last higher-risk sex (with a non-marital, non-cohabiting partner)	...
Males	...
Females	...
Women aged 15-49 who have their demand for family planning satisfied with modern methods	...
Men aged 15-49 who are circumcised	Not applicable
Male circumcisions performed according to national standards (2016)	Not applicable
People on PrEP (2016)	...

STIGMA AND DISCRIMINATION

People who report having discriminatory attitudes towards people living with HIV	...
--	-----

POLICIES AND REGULATIONS

	2016
Community delivery of treatment	No
Laws requiring parental consent for adolescents to access sexual and reproductive health services	...
TRIPS flexibilities incorporated in national legislation	No data available

Laws or policies restricting entry, stay and residence of people living with HIV	Yes
Criminalization of transmission of, nondisclosure of, or exposure to HIV	No*
Recommended CD4 level for treatment initiation	TREAT ALL

HIV EXPENDITURE

	2012
Total expenditure	US\$ 32 476 417
Domestic public expenditure	US\$ 32 476 417
Domestic private expenditure	...
International expenditure	...

KEY POPULATIONS

SEX WORKERS

Estimated size of population	...
HIV prevalence	...
Know HIV status	...
Antiretroviral therapy coverage	...
Condom use	...
Condoms distributed to sex workers enrolled in prevention programmes (2016)	...
Coverage of HIV prevention programmes	...
Avoidance of services due to stigma and discrimination	...

PEOPLE WHO INJECT DRUGS

Estimated size of population	...
HIV prevalence	...
Know their HIV status	...
Antiretroviral therapy coverage	...
Condom use	...
Clean needle use at last injection	...
Needles and syringes distributed per person who injects (2016)	...
Coverage of HIV prevention programmes	...
Coverage of opioid substitution therapy (2016)	...
Naloxone available (2016)	...
Safe injection rooms available (2016)	...
Avoidance of services due to stigma and discrimination	...

GAY MEN AND OTHER MEN WHO HAVE SEX WITH MEN

Estimated size of population	...
HIV prevalence	...
Know their HIV status	...
Antiretroviral therapy coverage	...
Condom use	...
Condoms distributed to men who have sex with men in prevention programmes (2016)	...
Coverage of HIV prevention programmes	...
Avoidance of services due to stigma and discrimination	...

TRANSGENDER PEOPLE

Estimated size of population	...
HIV prevalence	...
Know their HIV status	...
Antiretroviral therapy coverage	...
Condom use	...
Coverage of HIV prevention programmes	...
Avoidance of services due to stigma and discrimination	...

PRISONERS

Estimated size of population	...
HIV prevalence	...
Antiretroviral therapy coverage	...
HIV prevention programmes in prisons (2016)	...
Condoms distributed	...
Clean needles distributed	...
Prisoners on opioid substitution therapy	...

Unless indicated otherwise, data are from the most recent survey available between 2011 and 2015. Financial data are currently being validated and may be revised. For updates, please see <http://aidsinfo.unaids.org>.
* No, but prosecutions exist based on general criminal laws.

YEMEN

THE HIV EPIDEMIC

	2005	2010	2016
New HIV infections	<1000 [<500–<1000]	<1000 [<500–1400]	1100 [<500–2600]
HIV incidence per 1000 population	0.03 [0.02–0.05]	0.03 [0.02–0.06]	0.04 [0.02–0.1]
AIDS-related deaths	<500 [<200–<500]	<500 [<200–<500]	<500 [<200–<1000]
People living with HIV	4300 [2600–6700]	6300 [4000–10 000]	9900 [5600–19 000]

90-90-90

People living with HIV who:	2016	
Know their HIV status
Are on treatment	1,800	18% [9%–36%]
Adults on antiretroviral therapy	1600	18% [9%–36%]
Are virally suppressed

CHILDREN AND PREGNANT WOMEN

	2010	2016
New HIV infections—children	<100 [<100–<200]	<100 [<100–<200]
Antiretroviral therapy coverage — children	13% [7%–21%]	21% [12%–37%]
Coverage of pregnant women living with HIV accessing antiretroviral medicines	8% [5%–13%]	8% [4%–15%]

HIV COMORBIDITIES

Estimated number of incident TB cases among people living with HIV (2015)	<200 [<200–<200]
Proportion of people living with HIV with active TB in HIV care	...
Cervical cancer screening of women living with HIV	...

HIV PREVENTION

Knowledge of HIV prevention among young people (15-24)	...
Condom use at last higher-risk sex (with a non-marital, non-cohabiting partner)	...
Males	...
Females	...
Women aged 15-49 who have their demand for family planning satisfied with modern methods	...
Men aged 15-49 who are circumcised	Not applicable
Male circumcisions performed according to national standards (2016)	Not applicable
People on PrEP (2016)	...

STIGMA AND DISCRIMINATION

People who report having discriminatory attitudes towards people living with HIV	...
--	-----

POLICIES AND REGULATIONS

	2016
Community delivery of treatment	...
Laws requiring parental consent for adolescents to access sexual and reproductive health services	...
TRIPS flexibilities incorporated in national legislation	...

Laws or policies restricting entry, stay and residence of people living with HIV	...
Criminalization of transmission of, nondisclosure of, or exposure to HIV	...
Recommended CD4 level for treatment initiation	Data not reported

HIV EXPENDITURE

Total expenditure	...
Domestic public expenditure	...
Domestic private expenditure	...
International expenditure	...

KEY POPULATIONS

SEX WORKERS	
Estimated size of population	...
HIV prevalence	...
Know HIV status	...
Antiretroviral therapy coverage	...
Condom use	...
Condoms distributed to sex workers enrolled in prevention programmes (2016)	...
Coverage of HIV prevention programmes	...
Avoidance of services due to stigma and discrimination	...

PEOPLE WHO INJECT DRUGS	
Estimated size of population	...
HIV prevalence	...
Know their HIV status	...
Antiretroviral therapy coverage	...
Condom use	...
Clean needle use at last injection	...
Needles and syringes distributed per person who injects (2016)	...
Coverage of HIV prevention programmes	...
Coverage of opioid substitution therapy (2016)	...
Naloxone available (2016)	...
Safe injection rooms available (2016)	...
Avoidance of services due to stigma and discrimination	...

GAY MEN AND OTHER MEN WHO HAVE SEX WITH MEN	
Estimated size of population	...
HIV prevalence	...
Know their HIV status	...
Antiretroviral therapy coverage	...
Condom use	...
Condoms distributed to men who have sex with men in prevention programmes (2016)	...
Coverage of HIV prevention programmes	...
Avoidance of services due to stigma and discrimination	...

TRANSGENDER PEOPLE	
Estimated size of population	...
HIV prevalence	...
Know their HIV status	...
Antiretroviral therapy coverage	...
Condom use	...
Coverage of HIV prevention programmes	...
Avoidance of services due to stigma and discrimination	...

PRISONERS	
Estimated size of population	...
HIV prevalence	...
Antiretroviral therapy coverage	...
HIV prevention programmes in prisons (2016)	...
Condoms distributed	...
Clean needles distributed	...
Prisoners on opioid substitution therapy	...

Unless indicated otherwise, data are from the most recent survey available between 2011 and 2015. Financial data are currently being validated and may be revised. For updates, please see <http://aidsinfo.unaids.org>.

EASTERN EUROPE AND CENTRAL ASIA OVERVIEW

AIDS-RELATED DEATHS CONTINUE TO INCREASE

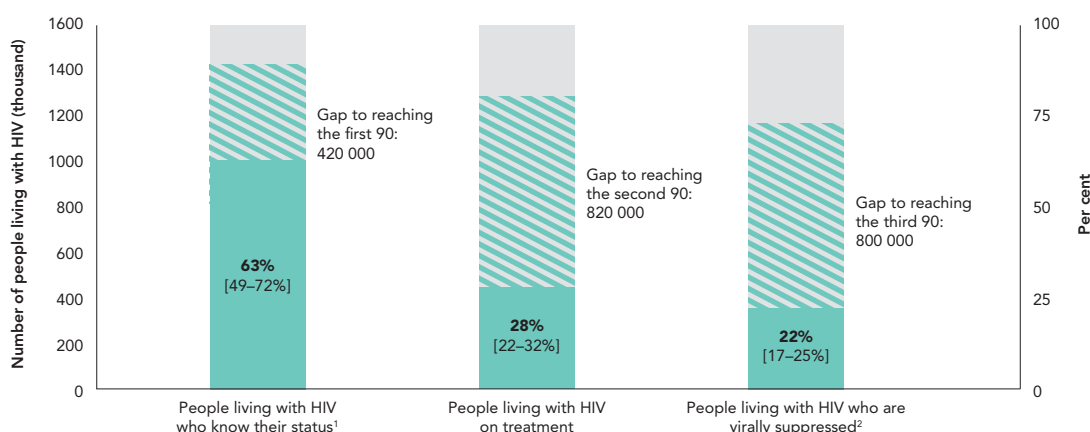


ANTIRETROVIRAL THERAPY COVERAGE AND NUMBER OF AIDS-RELATED DEATHS, EASTERN EUROPE AND CENTRAL ASIA, 2000-2016

Low coverage of HIV testing and treatment programmes and rising numbers of new infections are contributing to an increasing trend in AIDS-related mortality. The annual number of deaths due to AIDS-related causes rose from an estimated 32 000 [27 000–37 000] in 2010 to 40 000 [32 000–49 000] in 2016, a 25% increase. The bulk of this increase occurred in the Russian Federation, where the epidemic claimed a reported 30 550 lives in 2016 (1).

Source: 2017 Global AIDS Monitoring. UNAIDS 2017 estimates.

HIV TESTING AND TREATMENT CASCADE IN EASTERN EUROPE AND CENTRAL ASIA



KNOWLEDGE OF HIV STATUS, ANTIRETROVIRAL THERAPY COVERAGE AND VIRAL SUPPRESSION AMONG PEOPLE LIVING WITH HIV, EASTERN EUROPE AND CENTRAL ASIA, 2016

Source: UNAIDS special analysis, 2017; see annex on methods for more details.

¹ 2016 measure derived from data reported by 12 countries, which accounted for 99% of people living with HIV in the region.

² 2016 measure derived from data reported by 13 countries. In the region, 93% of all people on antiretroviral therapy were reported to have received a viral load test during the reporting period.

DOMESTIC FUNDING INCREASING, BUT A LARGE RESOURCE GAP REMAINS

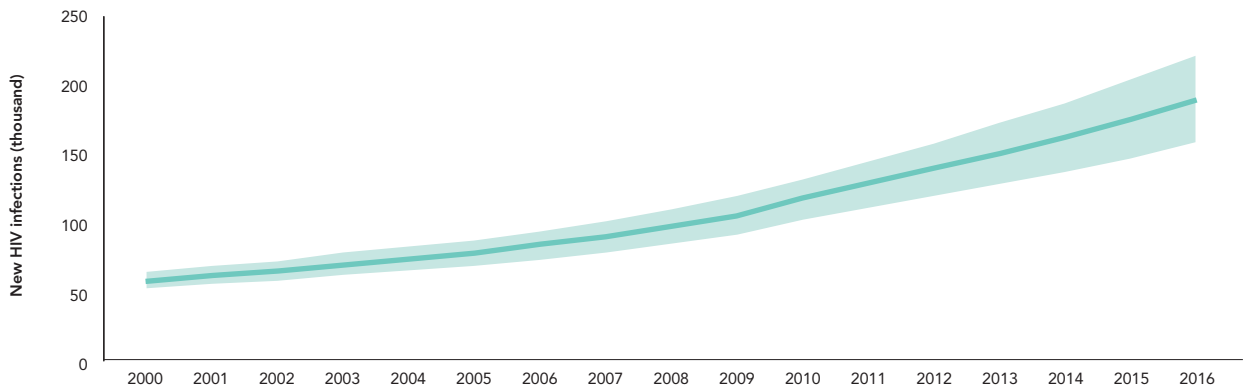


HIV RESOURCE AVAILABILITY BY SOURCE, 2006–2016, AND PROJECTED RESOURCE NEEDS BY 2020, EASTERN EUROPE AND CENTRAL ASIA*

Source: UNAIDS estimates on HIV resource availability, June 2017. Fast-Track update on investments needed in the AIDS response, 2016–2030. Geneva: UNAIDS; 2016. Financing the response to low- and middle-income countries: international assistance from donor governments in 2016. The Henry J. Kaiser Family Foundation and UNAIDS (in press). GAM/GARPR reports (2005–2017). Philanthropic support to address HIV/AIDS in 2015. Washington, DC: Funders Concerned about AIDS; 2016.

*Estimates for low- and middle-income countries per 2015 World Bank income level classification. All figures are expressed in constant 2016 US dollars.

HIV INFECTIONS CONTINUE TO CLIMB IN EASTERN EUROPE AND CENTRAL ASIA



NUMBER OF NEW HIV INFECTIONS, ADULTS (AGED 15 YEARS AND OLDER), EASTERN EUROPE AND CENTRAL ASIA, 2000–2016

Source: UNAIDS 2017 estimates.



DISTRIBUTION OF NEW HIV INFECTIONS, BY COUNTRY, EASTERN EUROPE AND CENTRAL ASIA, 2016

Source: UNAIDS 2017 estimates.

PERCENT CHANGE IN NEW HIV INFECTIONS, BY COUNTRY, EASTERN EUROPE AND CENTRAL ASIA, FROM 2010 TO 2016

Source: UNAIDS 2017 estimates.

ALBANIA

THE HIV EPIDEMIC

	2005	2010	2016
New HIV infections	<100 [<100–<100]	<200 [<200–<200]	<500 [<200–<500]
HIV incidence per 1000 population	0.02 [0.02–0.03]	0.05 [0.04–0.05]	0.08 [0.07–0.09]
AIDS-related deaths	<100 [<100–<100]	<100 [<100–<100]	<100 [<100–<100]
People living with HIV	<500 [<500–<500]	<1000 [<1000–<1000]	1700 [1500–2000]

90-90-90

People living with HIV who:	2016	
Know their HIV status	<100 [41%–53%]	47%
Are on treatment	<100 [26%–34%]	30%
Adults on antiretroviral therapy	480 [24%–32%]	29%
Are virally suppressed	<500 [21%–27%]	24%

CHILDREN AND PREGNANT WOMEN

	2010	2016
New HIV infections—children
Antiretroviral therapy coverage — children
Coverage of pregnant women living with HIV accessing antiretroviral medicines

HIV COMORBIDITIES

Estimated number of incident TB cases among people living with HIV (2015)	<100 [<100–<100]
Proportion of people living with HIV with active TB in HIV care	4.7%
Cervical cancer screening of women living with HIV	...

HIV PREVENTION

Knowledge of HIV prevention among young people (15-24)	31.7%
Condom use at last higher-risk sex (with a non-marital, non-cohabiting partner)	
Males	51.4%
Females	24.9%
Women aged 15-49 who have their demand for family planning satisfied with modern methods	...
Men aged 15-49 who are circumcised	47.7%
Male circumcisions performed according to national standards (2016)	Not applicable
People on PrEP (2016)	...

STIGMA AND DISCRIMINATION

People who report having discriminatory attitudes towards people living with HIV	...
--	-----

POLICIES AND REGULATIONS

	2016
Community delivery of treatment	No
Laws requiring parental consent for adolescents to access sexual and reproductive health services	...
TRIPS flexibilities incorporated in national legislation	No data available

Laws or policies restricting entry, stay and residence of people living with HIV	No
Criminalization of transmission of, nondisclosure of, or exposure to HIV	Yes
Recommended CD4 level for treatment initiation	≤350 cells/mm3

HIV EXPENDITURE

Total expenditure	...
Domestic public expenditure	...
Domestic private expenditure	...
International expenditure	...

KEY POPULATIONS

SEX WORKERS

Estimated size of population	...
HIV prevalence	...
Know HIV status	...
Antiretroviral therapy coverage	...
Condom use	...
Condoms distributed to sex workers enrolled in prevention programmes (2016)	...
Coverage of HIV prevention programmes	...
Avoidance of services due to stigma and discrimination	...

PEOPLE WHO INJECT DRUGS

Estimated size of population	6 300
HIV prevalence	...
Know their HIV status	...
Antiretroviral therapy coverage	...
Condom use	...
Clean needle use at last injection	...
Needles and syringes distributed per person who injects (2016)	7
Coverage of HIV prevention programmes	...
Coverage of opioid substitution therapy (2016)	9.8%
Naloxone available (2016)	...
Safe injection rooms available (2016)	...
Avoidance of services due to stigma and discrimination	...

GAY MEN AND OTHER MEN WHO HAVE SEX WITH MEN

Estimated size of population	...
HIV prevalence	...
Know their HIV status	...
Antiretroviral therapy coverage	...
Condom use	...
Condoms distributed to men who have sex with men in prevention programmes (2016)	...
Coverage of HIV prevention programmes	...
Avoidance of services due to stigma and discrimination	...

TRANSGENDER PEOPLE

Estimated size of population	...
HIV prevalence	...
Know their HIV status	...
Antiretroviral therapy coverage	...
Condom use	...
Coverage of HIV prevention programmes	...
Avoidance of services due to stigma and discrimination	...

PRISONERS

Estimated size of population	...
HIV prevalence	...
Antiretroviral therapy coverage	...
HIV prevention programmes in prisons (2016)	...
Condoms distributed	...
Clean needles distributed	...
Prisoners on opioid substitution therapy	...

Unless indicated otherwise, data are from the most recent survey available between 2011 and 2015. Financial data are currently being validated and may be revised. For updates, please see <http://aidsinfo.unaids.org>.

ARMENIA

THE HIV EPIDEMIC

	2005	2010	2016
New HIV infections	<500 [<500–<500]	<500 [<200–<500]	<500 [<200–<500]
HIV incidence per 1000 population	0.10 [0.07–0.16]	0.07 [0.06–0.09]	0.09 [0.06–0.12]
AIDS-related deaths	<200 [<100–<200]	<200 [<200–<500]	<200 [<100–<200]
People living with HIV	3000 [2000–3800]	3200 [2500–4000]	3300 [2700–4100]

90-90-90

People living with HIV who:	2016	
Know their HIV status	2000	60% [48%–73%]
Are on treatment	1,200	36% [29%–44%]
Adults on antiretroviral therapy	1200	35% [29%–43%]
Are virally suppressed	<1000	25% [20%–31%]

CHILDREN AND PREGNANT WOMEN

	2010	2016
New HIV infections—children
Antiretroviral therapy coverage — children
Coverage of pregnant women living with HIV accessing antiretroviral medicines

HIV COMORBIDITIES

Estimated number of incident TB cases among people living with HIV (2015)	<200 [<100–<200]
Proportion of people living with HIV with active TB in HIV care	17%
Cervical cancer screening of women living with HIV	...

HIV PREVENTION

Knowledge of HIV prevention among young people (15-24)	39.4%
Condom use at last higher-risk sex (with a non-marital, non-cohabiting partner)	
Males	76.4%
Females	18.3%
Women aged 15-49 who have their demand for family planning satisfied with modern methods	...
Men aged 15-49 who are circumcised	Not applicable
Male circumcisions performed according to national standards (2016)	Not applicable
People on PrEP (2016)	...

STIGMA AND DISCRIMINATION

People who report having discriminatory attitudes towards people living with HIV	...
--	-----

POLICIES AND REGULATIONS

	2016
Community delivery of treatment	No
Laws requiring parental consent for adolescents to access sexual and reproductive health services	Yes, <18 years
TRIPS flexibilities incorporated in national legislation	Yes

Laws or policies restricting entry, stay and residence of people living with HIV	No
Criminalization of transmission of, nondisclosure of, or exposure to HIV	Yes
Recommended CD4 level for treatment initiation	≤500 cells/mm3

HIV EXPENDITURE

	2016
Total expenditure	US\$ 4 222 796
Domestic public expenditure	US\$ 1 945 687
Domestic private expenditure	...
International expenditure	US\$ 2 277 109

KEY POPULATIONS

SEX WORKERS

Estimated size of population	5 600
HIV prevalence	0.1%
Know HIV status	...
Antiretroviral therapy coverage	...
Condom use	99%
Condoms distributed to sex workers enrolled in prevention programmes (2016)	259
Coverage of HIV prevention programmes	71.3%
Avoidance of services due to stigma and discrimination	...

PEOPLE WHO INJECT DRUGS

Estimated size of population	9 400
HIV prevalence	0.5%
Know their HIV status	...
Antiretroviral therapy coverage	...
Condom use	54.9%
Clean needle use at last injection	96.9%
Needles and syringes distributed per person who injects (2016)	72
Coverage of HIV prevention programmes	51.8%
Coverage of opioid substitution therapy (2016)	5.3%
Naloxone available (2016)	No
Safe injection rooms available (2016)	No
Avoidance of services due to stigma and discrimination	...

GAY MEN AND OTHER MEN WHO HAVE SEX WITH MEN

Estimated size of population	12 500
HIV prevalence	0.8%
Know their HIV status	...
Antiretroviral therapy coverage	...
Condom use	80.4%
Condoms distributed to men who have sex with men in prevention programmes (2016)	77
Coverage of HIV prevention programmes	...
Avoidance of services due to stigma and discrimination	...

TRANSGENDER PEOPLE

Estimated size of population	...
HIV prevalence	...
Know their HIV status	...
Antiretroviral therapy coverage	...
Condom use	...
Coverage of HIV prevention programmes	...
Avoidance of services due to stigma and discrimination	...

PRISONERS

Estimated size of population	...
HIV prevalence	1.2%
Antiretroviral therapy coverage	...
HIV prevention programmes in prisons (2016)	
Condoms distributed	...
Clean needles distributed	...
Prisoners on opioid substitution therapy	162

Unless indicated otherwise, data are from the most recent survey available between 2011 and 2015. Financial data are currently being validated and may be revised. For updates, please see <http://aidsinfo.unaids.org>.

AZERBAIJAN

THE HIV EPIDEMIC

	2005	2010	2016
New HIV infections	<1000 [<500–<1000]	<1000 [<1000–1200]	<1000 [<1000–1300]
HIV incidence per 1000 population	0.07 [0.05–0.1]	0.10 [0.07–0.13]	0.10 [0.06–0.14]
AIDS-related deaths	<200 [<100–<500]	<500 [<200–<500]	<500 [<200–<500]
People living with HIV	3500 [2200–5100]	5800 [4100–7800]	9200 [6800–12 000]

90-90-90

People living with HIV who:	2016	
Know their HIV status	5400	58% [43%–77%]
Are on treatment	2,800	30% [22%–40%]
Adults on antiretroviral therapy	2700	30% [22%–39%]
Are virally suppressed	1,700	19% [14%–25%]

CHILDREN AND PREGNANT WOMEN

	2010	2016
New HIV infections—children	<100 [<100–<100]	<100 [<100–<100]
Antiretroviral therapy coverage — children	17% [11%–23%]	76% [50%–95%]
Coverage of pregnant women living with HIV accessing antiretroviral medicines	23% [16%–31%]	75% [53%–95%]

HIV COMORBIDITIES

Estimated number of incident TB cases among people living with HIV (2015)	<200 [<100–<200]
Proportion of people living with HIV with active TB in HIV care	7.9%
Cervical cancer screening of women living with HIV	...

HIV PREVENTION

Knowledge of HIV prevention among young people (15-24)	14.9%
Condom use at last higher-risk sex (with a non-marital, non-cohabiting partner)	
Males	...
Females	...
Women aged 15-49 who have their demand for family planning satisfied with modern methods	...
Men aged 15-49 who are circumcised	96.9%
Male circumcisions performed according to national standards (2016)	Not applicable
People on PrEP (2016)	...

STIGMA AND DISCRIMINATION

People who report having discriminatory attitudes towards people living with HIV	...
--	-----

POLICIES AND REGULATIONS

	2016
Community delivery of treatment	Yes
Laws requiring parental consent for adolescents to access sexual and reproductive health services	Yes, <18 years
TRIPS flexibilities incorporated in national legislation	No data available

Laws or policies restricting entry, stay and residence of people living with HIV	Yes
Criminalization of transmission of, nondisclosure of, or exposure to HIV	Yes
Recommended CD4 level for treatment initiation	≤500 cells/mm3

HIV EXPENDITURE

	2015
Total expenditure	US\$ 17 594 349
Domestic public expenditure	US\$ 14 170 027
Domestic private expenditure	...
International expenditure	US\$ 3 424 322

KEY POPULATIONS

SEX WORKERS

Estimated size of population	25 054
HIV prevalence	2.3%
Know HIV status	37.2%
Antiretroviral therapy coverage	...
Condom use	...
Condoms distributed to sex workers enrolled in prevention programmes (2016)	...
Coverage of HIV prevention programmes	...
Avoidance of services due to stigma and discrimination	...

PEOPLE WHO INJECT DRUGS

Estimated size of population	71 283
HIV prevalence	8.5%
Know their HIV status	12.2%
Antiretroviral therapy coverage	...
Condom use	15.1%
Clean needle use at last injection	...
Needles and syringes distributed per person who injects (2016)	34
Coverage of HIV prevention programmes	...
Coverage of opioid substitution therapy (2016)	0.5%
Naloxone available (2016)	No
Safe injection rooms available (2016)	Yes
Avoidance of services due to stigma and discrimination	...

GAY MEN AND OTHER MEN WHO HAVE SEX WITH MEN

Estimated size of population	6 572
HIV prevalence	2.2%
Know their HIV status	69.7%
Antiretroviral therapy coverage	...
Condom use	63.9%
Condoms distributed to men who have sex with men in prevention programmes (2016)	...
Coverage of HIV prevention programmes	...
Avoidance of services due to stigma and discrimination	...

TRANSGENDER PEOPLE

Estimated size of population	...
HIV prevalence	...
Know their HIV status	...
Antiretroviral therapy coverage	...
Condom use	...
Coverage of HIV prevention programmes	...
Avoidance of services due to stigma and discrimination	...

PRISONERS

Estimated size of population	...
HIV prevalence	2.8%
Antiretroviral therapy coverage	...
HIV prevention programmes in prisons (2016)	
Condoms distributed	48 942
Clean needles distributed	...
Prisoners on opioid substitution therapy	...

Unless indicated otherwise, data are from the most recent survey available between 2011 and 2015. Financial data are currently being validated and may be revised. For updates, please see <http://aidsinfo.unaids.org>.

BELARUS

THE HIV EPIDEMIC

	2005	2010	2016
New HIV infections	<1000 [<1000–1300]	1600 [1100–2300]	1800 [1000–2900]
HIV incidence per 1000 population	0.10 [0.16–0.28]	0.17 [0.23–0.43]	0.20 [0.17–0.46]
AIDS-related deaths	<100 [<100–<200]	<200 [<100–<200]	<200 [<100–<500]
People living with HIV	3700 [2900–4800]	9100 [7300–12 000]	19 000 [14 000–26 000]

90-90-90

People living with HIV who:	2016	
Know their HIV status	17 000	90% [>95%→95%]
Are on treatment	8,600	45% [33%–60%]
Adults on antiretroviral therapy	8300	27% [33%–58%]
Are virally suppressed	6,800	35% [41%–75%]

CHILDREN AND PREGNANT WOMEN

	2010	2016
New HIV infections—children	<100 [<100–<100]	<100 [<100–<100]
Antiretroviral therapy coverage — children	>95% [>95%→95%]	>95% [>95%→95%]
Coverage of pregnant women living with HIV accessing antiretroviral medicines	>95% [88%→95%]	92% [61%→95%]

HIV COMORBIDITIES

Estimated number of incident TB cases among people living with HIV (2015)	<500 [<200–<500]
Proportion of people living with HIV with active TB in HIV care	1.7%
Cervical cancer screening of women living with HIV	...

HIV PREVENTION

Knowledge of HIV prevention among young people (15-24)	...
Condom use at last higher-risk sex (with a non-marital, non-cohabiting partner)	...
Males	...
Females	...
Women aged 15-49 who have their demand for family planning satisfied with modern methods	...
Men aged 15-49 who are circumcised	Not applicable
Male circumcisions performed according to national standards (2016)	Not applicable
People on PrEP (2016)	...

STIGMA AND DISCRIMINATION

People who report having discriminatory attitudes towards people living with HIV	...
--	-----

POLICIES AND REGULATIONS

	2016
Community delivery of treatment	Yes
Laws requiring parental consent for adolescents to access sexual and reproductive health services	Yes, <18 years
TRIPS flexibilities incorporated in national legislation	No data available

Laws or policies restricting entry, stay and residence of people living with HIV	No
Criminalization of transmission of, nondisclosure of, or exposure to HIV	Yes
Recommended CD4 level for treatment initiation	TREAT ALL

HIV EXPENDITURE

	2016
Total expenditure	US\$ 17 639 014
Domestic public expenditure	US\$ 12 869 113
Domestic private expenditure	...
International expenditure	US\$ 4 769 901

KEY POPULATIONS

SEX WORKERS

Estimated size of population	22 000
HIV prevalence	6.8%
Know HIV status	...
Antiretroviral therapy coverage	...
Condom use	87%
Condoms distributed to sex workers enrolled in prevention programmes (2016)	63
Coverage of HIV prevention programmes	...
Avoidance of services due to stigma and discrimination	...

PEOPLE WHO INJECT DRUGS

Estimated size of population	66 500
HIV prevalence	25.1%
Know their HIV status	...
Antiretroviral therapy coverage	...
Condom use	59.5%
Clean needle use at last injection	86.3%
Needles and syringes distributed per person who injects (2016)	41
Coverage of HIV prevention programmes	...
Coverage of opioid substitution therapy (2016)	4.7%
Naloxone available (2016)	No
Safe injection rooms available (2016)	No
Avoidance of services due to stigma and discrimination	...

GAY MEN AND OTHER MEN WHO HAVE SEX WITH MEN

Estimated size of population	59 500
HIV prevalence	5.7%
Know their HIV status	...
Antiretroviral therapy coverage	...
Condom use	64%
Condoms distributed to men who have sex with men in prevention programmes (2016)	16
Coverage of HIV prevention programmes	...
Avoidance of services due to stigma and discrimination	...

TRANSGENDER PEOPLE

Estimated size of population	...
HIV prevalence	...
Know their HIV status	...
Antiretroviral therapy coverage	...
Condom use	...
Coverage of HIV prevention programmes	...
Avoidance of services due to stigma and discrimination	...

PRISONERS

Estimated size of population	...
HIV prevalence	...
Antiretroviral therapy coverage	...
HIV prevention programmes in prisons (2016)	...
Condoms distributed	...
Clean needles distributed	...
Prisoners on opioid substitution therapy	...

Unless indicated otherwise, data are from the most recent survey available between 2011 and 2015. Financial data are currently being validated and may be revised. For updates, please see <http://aidsinfo.unaids.org>.

BOSNIA AND HERZEGOVINA

THE HIV EPIDEMIC

	2005	2010	2016
New HIV infections
HIV incidence per 1000 population
AIDS-related deaths
People living with HIV

90-90-90

People living with HIV who:	2016	
Know their HIV status
Are on treatment	<200	81%
Adults on antiretroviral therapy
Are virally suppressed

CHILDREN AND PREGNANT WOMEN

	2010	2016
New HIV infections—children
Antiretroviral therapy coverage — children
Coverage of pregnant women living with HIV accessing antiretroviral medicines

HIV COMORBIDITIES

Estimated number of incident TB cases among people living with HIV (2015)	<100 [<100-100]
Proportion of people living with HIV with active TB in HIV care	100%
Cervical cancer screening of women living with HIV	...

HIV PREVENTION

Knowledge of HIV prevention among young people (15-24)	...
Condom use at last higher-risk sex (with a non-marital, non-cohabiting partner)	...
Males	...
Females	...
Women aged 15-49 who have their demand for family planning satisfied with modern methods	...
Men aged 15-49 who are circumcised	Not applicable
Male circumcisions performed according to national standards (2016)	Not applicable
People on PrEP (2016)	...

STIGMA AND DISCRIMINATION

People who report they would not buy vegetables from a shopkeeper living with HIV	57.1%
---	-------

POLICIES AND REGULATIONS

	2016
Community delivery of treatment	...
Laws requiring parental consent for adolescents to access sexual and reproductive health services	...
TRIPS flexibilities incorporated in national legislation	...

Laws or policies restricting entry, stay and residence of people living with HIV	...
Criminalization of transmission of, nondisclosure of, or exposure to HIV	...
Recommended CD4 level for treatment initiation	≤500 cells/mm3

HIV EXPENDITURE

	2012
Total expenditure	US\$ 26 631 120
Domestic public expenditure	US\$ 17 423 551
Domestic private expenditure	US\$ 69 190
International expenditure	US\$ 9 138 379

KEY POPULATIONS

SEX WORKERS	
Estimated size of population	4 000
HIV prevalence	...
Know their HIV status	...
Antiretroviral therapy coverage	...
Condom use	80.4%
Condoms distributed to sex workers enrolled in prevention programmes (2016)	...
Coverage of HIV prevention programmes	...
Avoidance of services due to stigma and discrimination	...

PEOPLE WHO INJECT DRUGS

Estimated size of population	12 500
HIV prevalence	...
Know their HIV status	...
Antiretroviral therapy coverage	...
Condom use	35.2%
Clean needle use at last injection	92.7%
Needles and syringes distributed per person who injects (2016)	142
Coverage of HIV prevention programmes	...
Coverage of opioid substitution therapy (2016)	11.3%
Naloxone available (2016)	...
Safe injection rooms available (2016)	...
Avoidance of services due to stigma and discrimination	...

GAY MEN AND OTHER MEN WHO HAVE SEX WITH MEN

Estimated size of population	690
HIV prevalence	1.1%
Know their HIV status	...
Antiretroviral therapy coverage	...
Condom use	62.4%
Condoms distributed to men who have sex with men in prevention programmes (2016)	...
Coverage of HIV prevention programmes	...
Avoidance of services due to stigma and discrimination	...

TRANSGENDER PEOPLE

Estimated size of population	...
HIV prevalence	...
Know their HIV status	...
Antiretroviral therapy coverage	...
Condom use	...
Coverage of HIV prevention programmes	...
Avoidance of services due to stigma and discrimination	...

PRISONERS

Estimated size of population	...
HIV prevalence	...
Antiretroviral therapy coverage	...
HIV prevention programmes in prisons (2016)	...
Condoms distributed	20 232
Clean needles distributed	...
Prisoners on opioid substitution therapy	50

Unless indicated otherwise, data are from the most recent survey available between 2011 and 2015. Financial data are currently being validated and may be revised. For updates, please see <http://aidsinfo.unaids.org>.

BULGARIA

THE HIV EPIDEMIC

	2005	2010	2016
New HIV infections
HIV incidence per 1000 population
AIDS-related deaths	<100 [<100–<100]	<100 [<100–<200]	<200 [<200–<200]
People living with HIV	1500 [1300–1700]	3100 [2900–3400]	3500 [3100–3800]

90-90-90

People living with HIV who:	2016	
Know their HIV status
Are on treatment	<1000	26% [23%–28%]
Adults on antiretroviral therapy	890	26% [24%–29%]
Are virally suppressed	<1000	18% [16%–19%]

CHILDREN AND PREGNANT WOMEN

	2010	2016
New HIV infections—children
Antiretroviral therapy coverage — children
Coverage of pregnant women living with HIV accessing antiretroviral medicines

HIV COMORBIDITIES

Estimated number of incident TB cases among people living with HIV (2015)	<100 [<100–<100]
Proportion of people living with HIV with active TB in HIV care	...
Cervical cancer screening of women living with HIV	...

HIV PREVENTION

Knowledge of HIV prevention among young people (15-24)	18.8%
Condom use at last higher-risk sex (with a non-marital, non-cohabiting partner)	
Males	...
Females	...
Women aged 15-49 who have their demand for family planning satisfied with modern methods	...
Men aged 15-49 who are circumcised	Not applicable
Male circumcisions performed according to national standards (2016)	Not applicable
People on PrEP (2016)	...

STIGMA AND DISCRIMINATION

People who report having discriminatory attitudes towards people living with HIV	...
--	-----

POLICIES AND REGULATIONS

	2016
Community delivery of treatment	...
Laws requiring parental consent for adolescents to access sexual and reproductive health services	...
TRIPS flexibilities incorporated in national legislation	...

Laws or policies restricting entry, stay and residence of people living with HIV	...
Criminalization of transmission of, nondisclosure of, or exposure to HIV	...
Recommended CD4 level for treatment initiation	TREAT ALL

HIV EXPENDITURE

	2015
Total expenditure	US\$ 12 925 532
Domestic public expenditure	US\$ 9 865 382
Domestic private expenditure	...
International expenditure	US\$ 3 060 150

KEY POPULATIONS

SEX WORKERS

Estimated size of population	...
HIV prevalence	...
Know their HIV status	...
Antiretroviral therapy coverage	...
Condom use	92%
Condoms distributed to sex workers enrolled in prevention programmes (2016)	...
Coverage of HIV prevention programmes	...
Avoidance of services due to stigma and discrimination	...

PEOPLE WHO INJECT DRUGS

Estimated size of population	...
HIV prevalence	...
Know their HIV status	...
Antiretroviral therapy coverage	...
Condom use	34.3%
Clean needle use at last injection	72.9%
Needles and syringes distributed per person who injects (2016)	13
Coverage of HIV prevention programmes	...
Coverage of opioid substitution therapy (2016)	18.5%
Naloxone available (2016)	...
Safe injection rooms available (2016)	...
Avoidance of services due to stigma and discrimination	...

GAY MEN AND OTHER MEN WHO HAVE SEX WITH MEN

Estimated size of population	...
HIV prevalence	...
Know their HIV status	...
Antiretroviral therapy coverage	...
Condom use	80.5%
Condoms distributed to men who have sex with men in prevention programmes (2016)	...
Coverage of HIV prevention programmes	...
Avoidance of services due to stigma and discrimination	...

TRANSGENDER PEOPLE

Estimated size of population	...
HIV prevalence	...
Know their HIV status	...
Antiretroviral therapy coverage	...
Condom use	...
Coverage of HIV prevention programmes	...
Avoidance of services due to stigma and discrimination	...

PRISONERS

Estimated size of population	...
HIV prevalence	...
Antiretroviral therapy coverage	...
HIV prevention programmes in prisons (2016)	
Condoms distributed	10 158
Clean needles distributed	...
Prisoners on opioid substitution therapy	14

Unless indicated otherwise, data are from the most recent survey available between 2011 and 2015. Financial data are currently being validated and may be revised. For updates, please see <http://aidsinfo.unaids.org>.

CROATIA

THE HIV EPIDEMIC

	2005	2010	2016
New HIV infections
HIV incidence per 1000 population
AIDS-related deaths
People living with HIV

90-90-90

People living with HIV who:	2016	
Know their HIV status
Are on treatment
Adults on antiretroviral therapy
Are virally suppressed

CHILDREN AND PREGNANT WOMEN

	2010	2016
New HIV infections—children
Antiretroviral therapy coverage — children
Coverage of pregnant women living with HIV accessing antiretroviral medicines

HIV COMORBIDITIES

Estimated number of incident TB cases among people living with HIV (2015)	<100 [<100-<100]
Proportion of people living with HIV with active TB in HIV care	...
Cervical cancer screening of women living with HIV	...

HIV PREVENTION

Knowledge of HIV prevention among young people (15-24)	...
Condom use at last higher-risk sex (with a non-marital, non-cohabiting partner)	...
Males	...
Females	...
Women aged 15-49 who have their demand for family planning satisfied with modern methods	...
Men aged 15-49 who are circumcised	Not applicable
Male circumcisions performed according to national standards (2016)	Not applicable
People on PrEP (2016)	...

STIGMA AND DISCRIMINATION

People who report having discriminatory attitudes towards people living with HIV	...
--	-----

POLICIES AND REGULATIONS

	2016
Community delivery of treatment	...
Laws requiring parental consent for adolescents to access sexual and reproductive health services	...
TRIPS flexibilities incorporated in national legislation	...

Laws or policies restricting entry, stay and residence of people living with HIV	...
Criminalization of transmission of, nondisclosure of, or exposure to HIV	...
Recommended CD4 level for treatment initiation	TREAT ALL

HIV EXPENDITURE

	2015
Total expenditure	US\$ 10 241 400
Domestic public expenditure	US\$ 10 180 553
Domestic private expenditure	...
International expenditure	US\$ 60 847

KEY POPULATIONS

SEX WORKERS

Estimated size of population	...
HIV prevalence	...
Know HIV status	...
Antiretroviral therapy coverage	...
Condom use	...
Condoms distributed to sex workers enrolled in prevention programmes (2016)	...
Coverage of HIV prevention programmes	...
Avoidance of services due to stigma and discrimination	...

PEOPLE WHO INJECT DRUGS

Estimated size of population	...
HIV prevalence	...
Know their HIV status	...
Antiretroviral therapy coverage	...
Condom use	...
Clean needle use at last injection	...
Needles and syringes distributed per person who injects (2016)	...
Coverage of HIV prevention programmes	...
Coverage of opioid substitution therapy (2016)	...
Naloxone available (2016)	...
Safe injection rooms available (2016)	...
Avoidance of services due to stigma and discrimination	...

GAY MEN AND OTHER MEN WHO HAVE SEX WITH MEN

Estimated size of population	...
HIV prevalence	...
Know their HIV status	...
Antiretroviral therapy coverage	...
Condom use	...
Condoms distributed to men who have sex with men in prevention programmes (2016)	...
Coverage of HIV prevention programmes	...
Avoidance of services due to stigma and discrimination	...

TRANSGENDER PEOPLE

Estimated size of population	...
HIV prevalence	...
Know their HIV status	...
Antiretroviral therapy coverage	...
Condom use	...
Coverage of HIV prevention programmes	...
Avoidance of services due to stigma and discrimination	...

PRISONERS

Estimated size of population	...
HIV prevalence	...
Antiretroviral therapy coverage	...
HIV prevention programmes in prisons (2016)	...
Condoms distributed	...
Clean needles distributed	...
Prisoners on opioid substitution therapy	...

Unless indicated otherwise, data are from the most recent survey available between 2011 and 2015. Financial data are currently being validated and may be revised. For updates, please see <http://aidsinfo.unaids.org>.

CYPRUS

THE HIV EPIDEMIC

	2005	2010	2016
New HIV infections
HIV incidence per 1000 population
AIDS-related deaths
People living with HIV

90-90-90

	2016	
People living with HIV who: Know their HIV status
Are on treatment
Adults on antiretroviral therapy
Are virally suppressed

CHILDREN AND PREGNANT WOMEN

	2010	2016
New HIV infections—children
Antiretroviral therapy coverage — children
Coverage of pregnant women living with HIV accessing antiretroviral medicines

HIV COMORBIDITIES

Estimated number of incident TB cases among people living with HIV (2015)	<100 [<100-<100]
Proportion of people living with HIV with active TB in HIV care	...
Cervical cancer screening of women living with HIV	...

HIV PREVENTION

Knowledge of HIV prevention among young people (15-24)	...
Condom use at last higher-risk sex (with a non-marital, non-cohabiting partner)	...
Males	...
Females	...
Women aged 15-49 who have their demand for family planning satisfied with modern methods	...
Men aged 15-49 who are circumcised	Not applicable
Male circumcisions performed according to national standards (2016)	Not applicable
People on PrEP (2016)	...

STIGMA AND DISCRIMINATION

People who report having discriminatory attitudes towards people living with HIV	...
--	-----

POLICIES AND REGULATIONS

	2016
Community delivery of treatment	...
Laws requiring parental consent for adolescents to access sexual and reproductive health services	...
TRIPS flexibilities incorporated in national legislation	...

Laws or policies restricting entry, stay and residence of people living with HIV	...
Criminalization of transmission of, nondisclosure of, or exposure to HIV	...
Recommended CD4 level for treatment initiation	TREAT ALL

HIV EXPENDITURE

Total expenditure	...
Domestic public expenditure	...
Domestic private expenditure	...
International expenditure	...

KEY POPULATIONS

SEX WORKERS

Estimated size of population	...
HIV prevalence	...
Know HIV status	...
Antiretroviral therapy coverage	...
Condom use	...
Condoms distributed to sex workers enrolled in prevention programmes (2016)	...
Coverage of HIV prevention programmes	...
Avoidance of services due to stigma and discrimination	...

PEOPLE WHO INJECT DRUGS

Estimated size of population	...
HIV prevalence	...
Know their HIV status	...
Antiretroviral therapy coverage	...
Condom use	...
Clean needle use at last injection	...
Needles and syringes distributed per person who injects (2016)	...
Coverage of HIV prevention programmes	...
Coverage of opioid substitution therapy (2016)	...
Naloxone available (2016)	...
Safe injection rooms available (2016)	...
Avoidance of services due to stigma and discrimination	...

GAY MEN AND OTHER MEN WHO HAVE SEX WITH MEN

Estimated size of population	...
HIV prevalence	...
Know their HIV status	...
Antiretroviral therapy coverage	...
Condom use	...
Condoms distributed to men who have sex with men in prevention programmes (2016)	...
Coverage of HIV prevention programmes	...
Avoidance of services due to stigma and discrimination	...

TRANSGENDER PEOPLE

Estimated size of population	...
HIV prevalence	...
Know their HIV status	...
Antiretroviral therapy coverage	...
Condom use	...
Coverage of HIV prevention programmes	...
Avoidance of services due to stigma and discrimination	...

PRISONERS

Estimated size of population	...
HIV prevalence	...
Antiretroviral therapy coverage	...
HIV prevention programmes in prisons (2016)	...
Condoms distributed	...
Clean needles distributed	...
Prisoners on opioid substitution therapy	...

Unless indicated otherwise, data are from the most recent survey available between 2011 and 2015. Financial data are currently being validated and may be revised. For updates, please see <http://aidsinfo.unaids.org>.

CZECH REPUBLIC

THE HIV EPIDEMIC

	2005	2010	2016
New HIV infections	<200 [<200–<200]	<500 [<200–<500]	<500 [<500–<500]
HIV incidence per 1000 population	0.01 [0.01–0.01]	0.02 [0.02–0.02]	0.04 [0.03–0.04]
AIDS-related deaths	<100 [<100–<100]	<100 [<100–<100]	<100 [<100–<100]
People living with HIV	<1000 [<1000–1100]	1800 [1700–1900]	3400 [3100–3600]

90-90-90

People living with HIV who:	2016	
Know their HIV status	2500	75% [69%–81%]
Are on treatment	1,800	52% [48%–56%]
Adults on antiretroviral therapy	1800	52% [48%–56%]
Are virally suppressed	1,700	50% [46%–54%]

CHILDREN AND PREGNANT WOMEN

	2010	2016
New HIV infections—children
Antiretroviral therapy coverage — children
Coverage of pregnant women living with HIV accessing antiretroviral medicines

HIV COMORBIDITIES

Estimated number of incident TB cases among people living with HIV (2015)	<100 [<100–<100]
Proportion of people living with HIV with active TB in HIV care	2%
Cervical cancer screening of women living with HIV	...

HIV PREVENTION

Knowledge of HIV prevention among young people (15-24)	...
Condom use at last higher-risk sex (with a non-marital, non-cohabiting partner)	...
Males	...
Females	...
Women aged 15-49 who have their demand for family planning satisfied with modern methods	...
Men aged 15-49 who are circumcised	Not applicable
Male circumcisions performed according to national standards (2016)	Not applicable
People on PrEP (2016)	...

STIGMA AND DISCRIMINATION

People who report having discriminatory attitudes towards people living with HIV	...
--	-----

POLICIES AND REGULATIONS

	2016
Community delivery of treatment	No
Laws requiring parental consent for adolescents to access sexual and reproductive health services	...
TRIPS flexibilities incorporated in national legislation	No data available

Laws or policies restricting entry, stay and residence of people living with HIV	No
Criminalization of transmission of, nondisclosure of, or exposure to HIV	Yes
Recommended CD4 level for treatment initiation	TREAT ALL

HIV EXPENDITURE

Total expenditure	...
Domestic public expenditure	...
Domestic private expenditure	...
International expenditure	...

KEY POPULATIONS

SEX WORKERS

Estimated size of population	...
HIV prevalence	0.2%
Know their HIV status	...
Antiretroviral therapy coverage	...
Condom use	...
Condoms distributed to sex workers enrolled in prevention programmes (2016)	...
Coverage of HIV prevention programmes	...
Avoidance of services due to stigma and discrimination	...

PEOPLE WHO INJECT DRUGS

Estimated size of population	...
HIV prevalence	0.2%
Know their HIV status	55.1%
Antiretroviral therapy coverage	...
Condom use	...
Clean needle use at last injection	...
Needles and syringes distributed per person who injects (2016)	...
Coverage of HIV prevention programmes	...
Coverage of opioid substitution therapy (2016)	...
Naloxone available (2016)	No
Safe injection rooms available (2016)	No
Avoidance of services due to stigma and discrimination	...

GAY MEN AND OTHER MEN WHO HAVE SEX WITH MEN

Estimated size of population	...
HIV prevalence	...
Know their HIV status	...
Antiretroviral therapy coverage	...
Condom use	...
Condoms distributed to men who have sex with men in prevention programmes (2016)	...
Coverage of HIV prevention programmes	...
Avoidance of services due to stigma and discrimination	...

TRANSGENDER PEOPLE

Estimated size of population	...
HIV prevalence	...
Know their HIV status	...
Antiretroviral therapy coverage	...
Condom use	...
Coverage of HIV prevention programmes	...
Avoidance of services due to stigma and discrimination	...

PRISONERS

Estimated size of population	...
HIV prevalence	...
Antiretroviral therapy coverage	...
HIV prevention programmes in prisons (2016)	...
Condoms distributed	...
Clean needles distributed	...
Prisoners on opioid substitution therapy	...

Unless indicated otherwise, data are from the most recent survey available between 2011 and 2015. Financial data are currently being validated and may be revised. For updates, please see <http://aidsinfo.unaids.org>.

ESTONIA

THE HIV EPIDEMIC

	2005	2010	2016
New HIV infections
HIV incidence per 1000 population
AIDS-related deaths
People living with HIV

90-90-90

	2016	
People living with HIV who:		
Know their HIV status	9300	84% [<1%–<1%]
Are on treatment	3,700	34%
Adults on antiretroviral therapy
Are virally suppressed

CHILDREN AND PREGNANT WOMEN

	2010	2016
New HIV infections—children
Antiretroviral therapy coverage — children
Coverage of pregnant women living with HIV accessing antiretroviral medicines

HIV COMORBIDITIES

Estimated number of incident TB cases among people living with HIV (2015)	<100 [<100–<100]
Proportion of people living with HIV with active TB in HIV care	...
Cervical cancer screening of women living with HIV	...

HIV PREVENTION

Knowledge of HIV prevention among young people (15-24)	...
Condom use at last higher-risk sex (with a non-marital, non-cohabiting partner)	...
Males	...
Females	...
Women aged 15-49 who have their demand for family planning satisfied with modern methods	...
Men aged 15-49 who are circumcised	Not applicable
Male circumcisions performed according to national standards (2016)	Not applicable
People on PrEP (2016)	...

STIGMA AND DISCRIMINATION

People who report having discriminatory attitudes towards people living with HIV	...
--	-----

POLICIES AND REGULATIONS

	2016
Community delivery of treatment	...
Laws requiring parental consent for adolescents to access sexual and reproductive health services	...
TRIPS flexibilities incorporated in national legislation	...

Laws or policies restricting entry, stay and residence of people living with HIV	...
Criminalization of transmission of, nondisclosure of, or exposure to HIV	...
Recommended CD4 level for treatment initiation	TREAT ALL

HIV EXPENDITURE

Total expenditure	...
Domestic public expenditure	...
Domestic private expenditure	...
International expenditure	...

KEY POPULATIONS

SEX WORKERS

Estimated size of population	1 000
HIV prevalence	...
Know their HIV status	...
Antiretroviral therapy coverage	...
Condom use	...
Condoms distributed to sex workers enrolled in prevention programmes (2016)	...
Coverage of HIV prevention programmes	...
Avoidance of services due to stigma and discrimination	...

PEOPLE WHO INJECT DRUGS

Estimated size of population	9 000
HIV prevalence	48.3%
Know their HIV status	...
Antiretroviral therapy coverage	...
Condom use	56.1%
Clean needle use at last injection	94%
Needles and syringes distributed per person who injects (2016)	230
Coverage of HIV prevention programmes	...
Coverage of opioid substitution therapy (2016)	11.4%
Naloxone available (2016)	...
Safe injection rooms available (2016)	...
Avoidance of services due to stigma and discrimination	...

GAY MEN AND OTHER MEN WHO HAVE SEX WITH MEN

Estimated size of population	9 000
HIV prevalence	...
Know their HIV status	...
Antiretroviral therapy coverage	...
Condom use	...
Condoms distributed to men who have sex with men in prevention programmes (2016)	...
Coverage of HIV prevention programmes	...
Avoidance of services due to stigma and discrimination	...

TRANSGENDER PEOPLE

Estimated size of population	...
HIV prevalence	...
Know their HIV status	...
Antiretroviral therapy coverage	...
Condom use	...
Coverage of HIV prevention programmes	...
Avoidance of services due to stigma and discrimination	...

PRISONERS

Estimated size of population	...
HIV prevalence	15.8%
Antiretroviral therapy coverage	...
HIV prevention programmes in prisons (2016)	...
Condoms distributed	...
Clean needles distributed	...
Prisoners on opioid substitution therapy	...

Unless indicated otherwise, data are from the most recent survey available between 2011 and 2015. Financial data are currently being validated and may be revised. For updates, please see <http://aidsinfo.unaids.org>.

GEORGIA

THE HIV EPIDEMIC

	2005	2010	2016
New HIV infections	<1000 [<1000–<1000]	1100 [<1000–1400]	1100 [<1000–1500]
HIV incidence per 1000 population	0.16 [0.13–0.22]	0.25 [0.19–0.34]	0.28 [0.18–0.38]
AIDS-related deaths	<200 [<200–<500]	<500 [<200–<500]	<500 [<200–<500]
People living with HIV	4100 [3200–5300]	7200 [5700–9300]	12 000 [8800–14 000]

90-90-90

People living with HIV who:	2016	
Know their HIV status	4900	42% [32%–51%]
Are on treatment	3,600	32% [24%–39%]
Adults on antiretroviral therapy	3600	31% [24%–39%]
Are virally suppressed	3,200	28% [21%–34%]

CHILDREN AND PREGNANT WOMEN

	2010	2016
New HIV infections—children	<100 [<100–<100]	<100 [<100–<100]
Antiretroviral therapy coverage — children	64% [54%–81%]	50% [39%–64%]
Coverage of pregnant women living with HIV accessing antiretroviral medicines	56% [44%–73%]	46% [36%–58%]

HIV COMORBIDITIES

Estimated number of incident TB cases among people living with HIV (2015)	<500 [<200–<500]
Proportion of people living with HIV with active TB in HIV care	7%
Cervical cancer screening of women living with HIV	...

HIV PREVENTION

Knowledge of HIV prevention among young people (15-24)	...
Condom use at last higher-risk sex (with a non-marital, non-cohabiting partner)	...
Males	...
Females	...
Women aged 15-49 who have their demand for family planning satisfied with modern methods	...
Men aged 15-49 who are circumcised	Not applicable
Male circumcisions performed according to national standards (2016)	Not applicable
People on PrEP (2016)	...

STIGMA AND DISCRIMINATION

People who report having discriminatory attitudes towards people living with HIV	...
--	-----

POLICIES AND REGULATIONS

	2016
Community delivery of treatment	No
Laws requiring parental consent for adolescents to access sexual and reproductive health services	Yes, <14 years
TRIPS flexibilities incorporated in national legislation	No

Laws or policies restricting entry, stay and residence of people living with HIV	No
Criminalization of transmission of, nondisclosure of, or exposure to HIV	No*
Recommended CD4 level for treatment initiation	TREAT ALL

HIV EXPENDITURE

	2015
Total expenditure	US\$ 15 953 310
Domestic public expenditure	US\$ 8 753 885
Domestic private expenditure	US\$ 2 119 879
International expenditure	US\$ 5 079 546

KEY POPULATIONS

SEX WORKERS

Estimated size of population	6 525
HIV prevalence	0.7%
Know HIV status	...
Antiretroviral therapy coverage	...
Condom use	95.4%
Condoms distributed to sex workers enrolled in prevention programmes (2016)	...
Coverage of HIV prevention programmes	...
Avoidance of services due to stigma and discrimination	...

PEOPLE WHO INJECT DRUGS

Estimated size of population	...
HIV prevalence	2.2%
Know their HIV status	...
Antiretroviral therapy coverage	...
Condom use	35.6%
Clean needle use at last injection	80.4%
Needles and syringes distributed per person who injects (2016)	91
Coverage of HIV prevention programmes	...
Coverage of opioid substitution therapy (2016)	21.5%
Naloxone available (2016)	Yes
Safe injection rooms available (2016)	No
Avoidance of services due to stigma and discrimination	...

GAY MEN AND OTHER MEN WHO HAVE SEX WITH MEN

Estimated size of population	17 200
HIV prevalence	20.7%
Know their HIV status	...
Antiretroviral therapy coverage	...
Condom use	69.6%
Condoms distributed to men who have sex with men in prevention programmes (2016)	...
Coverage of HIV prevention programmes	...
Avoidance of services due to stigma and discrimination	...

TRANSGENDER PEOPLE

Estimated size of population	...
HIV prevalence	...
Know their HIV status	...
Antiretroviral therapy coverage	...
Condom use	...
Coverage of HIV prevention programmes	...
Avoidance of services due to stigma and discrimination	...

PRISONERS

Estimated size of population	...
HIV prevalence	0.2%
Antiretroviral therapy coverage	...
HIV prevention programmes in prisons (2016)	...
Condoms distributed	...
Clean needles distributed	...
Prisoners on opioid substitution therapy	...

Unless indicated otherwise, data are from the most recent survey available between 2011 and 2015. Financial data are currently being validated and may be revised. For updates, please see <http://aidsinfo.unaids.org>.
* No, but prosecutions exist based on general criminal laws.

HUNGARY

THE HIV EPIDEMIC

	2005	2010	2016
New HIV infections
HIV incidence per 1000 population
AIDS-related deaths
People living with HIV

90-90-90

People living with HIV who:	2016	
Know their HIV status
Are on treatment
Adults on antiretroviral therapy
Are virally suppressed

CHILDREN AND PREGNANT WOMEN

	2010	2016
New HIV infections—children
Antiretroviral therapy coverage — children
Coverage of pregnant women living with HIV accessing antiretroviral medicines

HIV COMORBIDITIES

Estimated number of incident TB cases among people living with HIV (2015)	<100 [<100-<100]
Proportion of people living with HIV with active TB in HIV care	...
Cervical cancer screening of women living with HIV	...

HIV PREVENTION

Knowledge of HIV prevention among young people (15-24)	...
Condom use at last higher-risk sex (with a non-marital, non-cohabiting partner)	...
Males	...
Females	...
Women aged 15-49 who have their demand for family planning satisfied with modern methods	...
Men aged 15-49 who are circumcised	Not applicable
Male circumcisions performed according to national standards (2016)	Not applicable
People on PrEP (2016)	...

STIGMA AND DISCRIMINATION

People who report having discriminatory attitudes towards people living with HIV	...
--	-----

POLICIES AND REGULATIONS

	2016
Community delivery of treatment	...
Laws requiring parental consent for adolescents to access sexual and reproductive health services	...
TRIPS flexibilities incorporated in national legislation	...

Laws or policies restricting entry, stay and residence of people living with HIV	...
Criminalization of transmission of, nondisclosure of, or exposure to HIV	...
Recommended CD4 level for treatment initiation	TREAT ALL

HIV EXPENDITURE

Total expenditure	...
Domestic public expenditure	...
Domestic private expenditure	...
International expenditure	...

KEY POPULATIONS

SEX WORKERS

Estimated size of population	...
HIV prevalence	...
Know their HIV status	...
Antiretroviral therapy coverage	...
Condom use	...
Condoms distributed to sex workers enrolled in prevention programmes (2016)	...
Coverage of HIV prevention programmes	...
Avoidance of services due to stigma and discrimination	...

PEOPLE WHO INJECT DRUGS

Estimated size of population	...
HIV prevalence	0.3%
Know their HIV status	...
Antiretroviral therapy coverage	...
Condom use	22.1%
Clean needle use at last injection	84.9%
Needles and syringes distributed per person who injects (2016)	...
Coverage of HIV prevention programmes	...
Coverage of opioid substitution therapy (2016)	...
Naloxone available (2016)	...
Safe injection rooms available (2016)	...
Avoidance of services due to stigma and discrimination	...

GAY MEN AND OTHER MEN WHO HAVE SEX WITH MEN

Estimated size of population	...
HIV prevalence	...
Know their HIV status	...
Antiretroviral therapy coverage	...
Condom use	...
Condoms distributed to men who have sex with men in prevention programmes (2016)	...
Coverage of HIV prevention programmes	...
Avoidance of services due to stigma and discrimination	...

TRANSGENDER PEOPLE

Estimated size of population	...
HIV prevalence	...
Know their HIV status	...
Antiretroviral therapy coverage	...
Condom use	...
Coverage of HIV prevention programmes	...
Avoidance of services due to stigma and discrimination	...

PRISONERS

Estimated size of population	...
HIV prevalence	...
Antiretroviral therapy coverage	...
HIV prevention programmes in prisons (2016)	...
Condoms distributed	...
Clean needles distributed	...
Prisoners on opioid substitution therapy	...

Unless indicated otherwise, data are from the most recent survey available between 2011 and 2015. Financial data are currently being validated and may be revised. For updates, please see <http://aidsinfo.unaids.org>.

KAZAKHSTAN

THE HIV EPIDEMIC

	2005	2010	2016
New HIV infections	1300 [1200–1600]	2200 [1900–2500]	2900 [2100–3900]
HIV incidence per 1000 population	0.09 [0.08–0.1]	0.13 [0.12–0.15]	0.16 [0.12–0.22]
AIDS-related deaths	<500 [<500–<500]	<1000 [<500–<1000]	<1000 [<1000–<1000]
People living with HIV	8300 [7300–9600]	15 000 [13 000–17 000]	26 000 [22 000–30 000]

90-90-90

People living with HIV who:	2016	
Know their HIV status	19 000	74% [64%–88%]
Are on treatment	8,000	31% [27%–37%]
Adults on antiretroviral therapy	7600	30% [26%–36%]
Are virally suppressed	5,100	20% [17%–24%]

CHILDREN AND PREGNANT WOMEN

	2010	2016
New HIV infections—children	<100 [<100–<100]	<100 [<100–<100]
Antiretroviral therapy coverage — children	64% [56%–72%]	89% [78%–95%]
Coverage of pregnant women living with HIV accessing antiretroviral medicines	>95% [91%–>95%]	87% [74%–>95%]

HIV COMORBIDITIES

Estimated number of incident TB cases among people living with HIV (2015)	<100 [<500–<1000]
Proportion of people living with HIV with active TB in HIV care	7.3%
Cervical cancer screening of women living with HIV	...

HIV PREVENTION

Knowledge of HIV prevention among young people (15-24)	...
Condom use at last higher-risk sex (with a non-marital, non-cohabiting partner)	...
Males	...
Females	...
Women aged 15-49 who have their demand for family planning satisfied with modern methods	...
Men aged 15-49 who are circumcised	Not applicable
Male circumcisions performed according to national standards (2016)	Not applicable
People on PrEP (2016)	...

STIGMA AND DISCRIMINATION

People who report they would not buy vegetables from a shopkeeper living with HIV	64.8%
---	-------

POLICIES AND REGULATIONS

	2016
Community delivery of treatment	No
Laws requiring parental consent for adolescents to access sexual and reproductive health services	Yes, <16 years
TRIPS flexibilities incorporated in national legislation	Yes

Laws or policies restricting entry, stay and residence of people living with HIV	No
Criminalization of transmission of, nondisclosure of, or exposure to HIV	Yes
Recommended CD4 level for treatment initiation	≤500 cells/mm3

HIV EXPENDITURE

	2016
Total expenditure	US\$ 29 702 107
Domestic public expenditure	US\$ 27 221 762
Domestic private expenditure	...
International expenditure	US\$ 2 480 345

KEY POPULATIONS

SEX WORKERS

Estimated size of population	...
HIV prevalence	1.3%
Know HIV status	81.5%
Antiretroviral therapy coverage	...
Condom use	95.4%
Condoms distributed to sex workers enrolled in prevention programmes (2016)	328
Coverage of HIV prevention programmes	...
Avoidance of services due to stigma and discrimination	...

PEOPLE WHO INJECT DRUGS

Estimated size of population	120 500
HIV prevalence	8.5%
Know their HIV status	62.2%
Antiretroviral therapy coverage	...
Condom use	47.9%
Clean needle use at last injection	52.8%
Needles and syringes distributed per person who injects (2016)	120
Coverage of HIV prevention programmes	...
Coverage of opioid substitution therapy (2016)	0.5%
Naloxone available (2016)	No
Safe injection rooms available (2016)	No
Avoidance of services due to stigma and discrimination	...

GAY MEN AND OTHER MEN WHO HAVE SEX WITH MEN

Estimated size of population	...
HIV prevalence	3.2%
Know their HIV status	63.4%
Antiretroviral therapy coverage	...
Condom use	70.7%
Condoms distributed to men who have sex with men in prevention programmes (2016)	95
Coverage of HIV prevention programmes	...
Avoidance of services due to stigma and discrimination	...

TRANSGENDER PEOPLE

Estimated size of population	...
HIV prevalence	...
Know their HIV status	...
Antiretroviral therapy coverage	...
Condom use	...
Coverage of HIV prevention programmes	...
Avoidance of services due to stigma and discrimination	...

PRISONERS

Estimated size of population	36 332
HIV prevalence	2.7%
Antiretroviral therapy coverage	...
HIV prevention programmes in prisons (2016)	...
Condoms distributed	258 467
Clean needles distributed	...
Prisoners on opioid substitution therapy	...

Unless indicated otherwise, data are from the most recent survey available between 2011 and 2015. Financial data are currently being validated and may be revised. For updates, please see <http://aidsinfo.unaids.org>.

KYRGYZSTAN

THE HIV EPIDEMIC

	2005	2010	2016
New HIV infections	<500 [<500–<1000]	<1000 [<1000–1200]	<1000 [<500–1300]
HIV incidence per 1000 population	0.10 [0.07–0.13]	0.16 [0.12–0.23]	0.13 [0.08–0.21]
AIDS-related deaths	<200 [<100–<200]	<200 [<200–<500]	<500 [<200–<500]
People living with HIV	2700 [2000–3700]	5200 [4000–7000]	8500 [6300–11 000]

90-90-90

People living with HIV who:	2016	
Know their HIV status	5200	61% [46%–81%]
Are on treatment	2,400	28% [21%–37%]
Adults on antiretroviral therapy	2300	27% [20%–36%]
Are virally suppressed	1,500	18% [14%–24%]

CHILDREN AND PREGNANT WOMEN

	2010	2016
New HIV infections—children	<100 [<100–<100]	<100 [<100–<100]
Antiretroviral therapy coverage — children	54% [41%–72%]	88% [65%–95%]
Coverage of pregnant women living with HIV accessing antiretroviral medicines

HIV COMORBIDITIES

Estimated number of incident TB cases among people living with HIV (2015)	<500 [<200–<500]
Proportion of people living with HIV with active TB in HIV care	7.7%
Cervical cancer screening of women living with HIV	...

HIV PREVENTION

Knowledge of HIV prevention among young people (15-24)	23.4%
Condom use at last higher-risk sex (with a non-marital, non-cohabiting partner)	
Males	78.3%
Females	28.4%
Women aged 15-49 who have their demand for family planning satisfied with modern methods	62.1%
Men aged 15-49 who are circumcised	91.9%
Male circumcisions performed according to national standards (2016)	Not applicable
People on PrEP (2016)	...

STIGMA AND DISCRIMINATION

People who report they would not buy vegetables from a shopkeeper living with HIV	57.2%
---	-------

POLICIES AND REGULATIONS

	2016
Community delivery of treatment	Yes
Laws requiring parental consent for adolescents to access sexual and reproductive health services	Yes, <18 years
TRIPS flexibilities incorporated in national legislation	Yes

Laws or policies restricting entry, stay and residence of people living with HIV	No
Criminalization of transmission of, nondisclosure of, or exposure to HIV	Yes
Recommended CD4 level for treatment initiation	≤500 cells/mm3

HIV EXPENDITURE

	2015
Total expenditure	US\$ 10 898 237
Domestic public expenditure	US\$ 1 644 216
Domestic private expenditure	...
International expenditure	US\$ 9 254 021

KEY POPULATIONS

SEX WORKERS

Estimated size of population	...
HIV prevalence	2%
Know HIV status	57.5%
Antiretroviral therapy coverage	...
Condom use	90.5%
Condoms distributed to sex workers enrolled in prevention programmes (2016)	170
Coverage of HIV prevention programmes	...
Avoidance of services due to stigma and discrimination	...

PEOPLE WHO INJECT DRUGS

Estimated size of population	...
HIV prevalence	...
Know their HIV status	...
Antiretroviral therapy coverage	...
Condom use	...
Clean needle use at last injection	...
Needles and syringes distributed per person who injects (2016)	153
Coverage of HIV prevention programmes	...
Coverage of opioid substitution therapy (2016)	4.8%
Naloxone available (2016)	Yes
Safe injection rooms available (2016)	No
Avoidance of services due to stigma and discrimination	...

GAY MEN AND OTHER MEN WHO HAVE SEX WITH MEN

Estimated size of population	...
HIV prevalence	...
Know their HIV status	...
Antiretroviral therapy coverage	...
Condom use	81.6%
Condoms distributed to men who have sex with men in prevention programmes (2016)	137
Coverage of HIV prevention programmes	...
Avoidance of services due to stigma and discrimination	...

TRANSGENDER PEOPLE

Estimated size of population	...
HIV prevalence	...
Know their HIV status	...
Antiretroviral therapy coverage	...
Condom use	...
Coverage of HIV prevention programmes	...
Avoidance of services due to stigma and discrimination	...

PRISONERS

Estimated size of population	...
HIV prevalence	11.3%
Antiretroviral therapy coverage	...
HIV prevention programmes in prisons (2016)	
Condoms distributed	44 722
Clean needles distributed	214 983
Prisoners on opioid substitution therapy	428

Unless indicated otherwise, data are from the most recent survey available between 2011 and 2015. Financial data are currently being validated and may be revised. For updates, please see <http://aidsinfo.unaids.org>.

LATVIA

THE HIV EPIDEMIC

	2005	2010	2016
New HIV infections	<1000 [<500–<1000]	<1000 [<500–<1000]	<500 [<500–<500]
HIV incidence per 1000 population	0.26 [0.25–0.27]	0.25 [0.24–0.27]	0.23 [0.23–0.25]
AIDS-related deaths	<500 [<500–<500]	<500 [<500–<500]	<500 [<500–<500]
People living with HIV	6600 [5800–7600]	6600 [5800–7500]	6600 [5900–7400]

90-90-90

People living with HIV who:	2016	
Know their HIV status
Are on treatment	1,700	26% [23%–29%]
Adults on antiretroviral therapy	1700	26% [23%–29%]
Are virally suppressed

CHILDREN AND PREGNANT WOMEN

	2010	2016
New HIV infections—children	<100 [<100–<100]	<100 [<100–<100]
Antiretroviral therapy coverage — children	>95% [>95%–>95%]	93% [82%–>95%]
Coverage of pregnant women living with HIV accessing antiretroviral medicines	68% [60%–77%]	>95% [84%–>95%]

HIV COMORBIDITIES

Estimated number of incident TB cases among people living with HIV (2015)	<500 [<200–<500]
Proportion of people living with HIV with active TB in HIV care	...
Cervical cancer screening of women living with HIV	...

HIV PREVENTION

Knowledge of HIV prevention among young people (15-24)	...
Condom use at last higher-risk sex (with a non-marital, non-cohabiting partner)	...
Males	...
Females	...
Women aged 15-49 who have their demand for family planning satisfied with modern methods	...
Men aged 15-49 who are circumcised	Not applicable
Male circumcisions performed according to national standards (2016)	Not applicable
People on PrEP (2016)	...

STIGMA AND DISCRIMINATION

People who report having discriminatory attitudes towards people living with HIV	...
--	-----

POLICIES AND REGULATIONS

	2016
Community delivery of treatment	No
Laws requiring parental consent for adolescents to access sexual and reproductive health services	...
TRIPS flexibilities incorporated in national legislation	No data available

Laws or policies restricting entry, stay and residence of people living with HIV	...
Criminalization of transmission of, nondisclosure of, or exposure to HIV	...
Recommended CD4 level for treatment initiation	≤350 cells/mm3

HIV EXPENDITURE

	2016
Total expenditure	Data under validation
Domestic public expenditure	Data under validation
Domestic private expenditure	Data under validation
International expenditure	Data under validation

KEY POPULATIONS

SEX WORKERS

Estimated size of population	...
HIV prevalence	...
Know HIV status	...
Antiretroviral therapy coverage	...
Condom use	...
Condoms distributed to sex workers enrolled in prevention programmes (2016)	...
Coverage of HIV prevention programmes	...
Avoidance of services due to stigma and discrimination	...

PEOPLE WHO INJECT DRUGS

Estimated size of population	...
HIV prevalence	18.5%
Know their HIV status	88.8%
Antiretroviral therapy coverage	...
Condom use	62.5%
Clean needle use at last injection	...
Needles and syringes distributed per person who injects (2016)	84
Coverage of HIV prevention programmes	...
Coverage of opioid substitution therapy (2016)	...
Naloxone available (2016)	No
Safe injection rooms available (2016)	No
Avoidance of services due to stigma and discrimination	...

GAY MEN AND OTHER MEN WHO HAVE SEX WITH MEN

Estimated size of population	...
HIV prevalence	...
Know their HIV status	...
Antiretroviral therapy coverage	...
Condom use	...
Condoms distributed to men who have sex with men in prevention programmes (2016)	...
Coverage of HIV prevention programmes	...
Avoidance of services due to stigma and discrimination	...

TRANSGENDER PEOPLE

Estimated size of population	...
HIV prevalence	...
Know their HIV status	...
Antiretroviral therapy coverage	...
Condom use	...
Coverage of HIV prevention programmes	...
Avoidance of services due to stigma and discrimination	...

PRISONERS

Estimated size of population	...
HIV prevalence	...
Antiretroviral therapy coverage	...
HIV prevention programmes in prisons (2016)	...
Condoms distributed	...
Clean needles distributed	...
Prisoners on opioid substitution therapy	...

Unless indicated otherwise, data are from the most recent survey available between 2011 and 2015. Financial data are currently being validated and may be revised. For updates, please see <http://aidsinfo.unaids.org>.

LITHUANIA

THE HIV EPIDEMIC

	2005	2010	2016
New HIV infections	<500 [<500–<500]	<500 [<500–<500]	<500 [<500–<500]
HIV incidence per 1000 population	0.07 [0.07–0.07]	0.09 [0.08–0.09]	0.09 [0.08–0.1]
AIDS-related deaths	<100 [<100–<100]	<200 [<100–<200]	<200 [<100–<200]
People living with HIV	1700 [1500–1900]	2300 [2100–2500]	2900 [2700–3300]

90-90-90

People living with HIV who:	2016	
Know their HIV status	2600	88% [77%–95%]
Are on treatment	<1000	23% [20%–25%]
Adults on antiretroviral therapy	650	22% [20%–25%]
Are virally suppressed	<500	17% [15%–18%]

CHILDREN AND PREGNANT WOMEN

	2010	2016
New HIV infections—children
Antiretroviral therapy coverage — children
Coverage of pregnant women living with HIV accessing antiretroviral medicines

HIV COMORBIDITIES

Estimated number of incident TB cases among people living with HIV (2015)	<100 [<100–<100]
Proportion of people living with HIV with active TB in HIV care	3.9%
Cervical cancer screening of women living with HIV	...

HIV PREVENTION

Knowledge of HIV prevention among young people (15-24)	70.7%
Condom use at last higher-risk sex (with a non-marital, non-cohabiting partner)	
Males	...
Females	...
Women aged 15-49 who have their demand for family planning satisfied with modern methods	...
Men aged 15-49 who are circumcised	Not applicable
Male circumcisions performed according to national standards (2016)	Not applicable
People on PrEP (2016)	...

STIGMA AND DISCRIMINATION

People who report having discriminatory attitudes towards people living with HIV	...
--	-----

POLICIES AND REGULATIONS

	2016
Community delivery of treatment	No
Laws requiring parental consent for adolescents to access sexual and reproductive health services	Yes, <16 years
TRIPS flexibilities incorporated in national legislation	No data available

Laws or policies restricting entry, stay and residence of people living with HIV	No
Criminalization of transmission of, nondisclosure of, or exposure to HIV	No*
Recommended CD4 level for treatment initiation	≤350 cells/mm3

HIV EXPENDITURE

	2012
Total expenditure	US\$ 2 496 551
Domestic public expenditure	US\$ 2 496 551
Domestic private expenditure	...
International expenditure	...

KEY POPULATIONS

SEX WORKERS

Estimated size of population	...
HIV prevalence	...
Know their HIV status	...
Antiretroviral therapy coverage	...
Condom use	...
Condoms distributed to sex workers enrolled in prevention programmes (2016)	...
Coverage of HIV prevention programmes	...
Avoidance of services due to stigma and discrimination	...

PEOPLE WHO INJECT DRUGS

Estimated size of population	...
HIV prevalence	2.2%
Know their HIV status	...
Antiretroviral therapy coverage	21.8%
Condom use	...
Clean needle use at last injection	65.9%
Needles and syringes distributed per person who injects (2016)	102
Coverage of HIV prevention programmes	...
Coverage of opioid substitution therapy (2016)	34.2%
Naloxone available (2016)	No
Safe injection rooms available (2016)	No
Avoidance of services due to stigma and discrimination	...

GAY MEN AND OTHER MEN WHO HAVE SEX WITH MEN

Estimated size of population	...
HIV prevalence	5.9%
Know their HIV status	...
Antiretroviral therapy coverage	65.5%
Condom use	...
Condoms distributed to men who have sex with men in prevention programmes (2016)	...
Coverage of HIV prevention programmes	...
Avoidance of services due to stigma and discrimination	...

TRANSGENDER PEOPLE

Estimated size of population	...
HIV prevalence	...
Know their HIV status	...
Antiretroviral therapy coverage	...
Condom use	...
Coverage of HIV prevention programmes	...
Avoidance of services due to stigma and discrimination	...

PRISONERS

Estimated size of population	7 122
HIV prevalence	1.1%
Antiretroviral therapy coverage	34%
HIV prevention programmes in prisons (2016)	
Condoms distributed	...
Clean needles distributed	...
Prisoners on opioid substitution therapy	...

Unless indicated otherwise, data are from the most recent survey available between 2011 and 2015. Financial data are currently being validated and may be revised. For updates, please see <http://aidsinfo.unaids.org>.
* No, but prosecutions exist based on general criminal laws.

MALTA

THE HIV EPIDEMIC

	2005	2010	2016
New HIV infections
HIV incidence per 1000 population
AIDS-related deaths	<100 [<100–<100]	<100 [<100–<100]	<100 [<100–<100]
People living with HIV	<200 [<200–<500]	<500 [<500–<500]	<500 [<500–<500]

90-90-90

People living with HIV who:	2016	
Know their HIV status	<500	75% [60%–86%]
Are on treatment	<500	72% [60%–86%]
Adults on antiretroviral therapy	300	75% [60%–86%]
Are virally suppressed	<500	62% [50%–71%]

CHILDREN AND PREGNANT WOMEN

	2010	2016
New HIV infections—children
Antiretroviral therapy coverage — children
Coverage of pregnant women living with HIV accessing antiretroviral medicines

HIV COMORBIDITIES

Estimated number of incident TB cases among people living with HIV (2015)	<100 [<100–<100]
Proportion of people living with HIV with active TB in HIV care	4.8%
Cervical cancer screening of women living with HIV	...

HIV PREVENTION

Knowledge of HIV prevention among young people (15-24)	...
Condom use at last higher-risk sex (with a non-marital, non-cohabiting partner)	...
Males	...
Females	...
Women aged 15-49 who have their demand for family planning satisfied with modern methods	...
Men aged 15-49 who are circumcised	Not applicable
Male circumcisions performed according to national standards (2016)	Not applicable
People on PrEP (2016)	...

STIGMA AND DISCRIMINATION

People who report having discriminatory attitudes towards people living with HIV	...
--	-----

POLICIES AND REGULATIONS

	2016
Community delivery of treatment	No
Laws requiring parental consent for adolescents to access sexual and reproductive health services	...
TRIPS flexibilities incorporated in national legislation	No data available

Laws or policies restricting entry, stay and residence of people living with HIV	No
Criminalization of transmission of, nondisclosure of, or exposure to HIV	Yes
Recommended CD4 level for treatment initiation	TREAT ALL

HIV EXPENDITURE

Total expenditure	...
Domestic public expenditure	...
Domestic private expenditure	...
International expenditure	...

KEY POPULATIONS

SEX WORKERS

Estimated size of population	...
HIV prevalence	...
Know HIV status	...
Antiretroviral therapy coverage	...
Condom use	...
Condoms distributed to sex workers enrolled in prevention programmes (2016)	...
Coverage of HIV prevention programmes	...
Avoidance of services due to stigma and discrimination	...

PEOPLE WHO INJECT DRUGS

Estimated size of population	...
HIV prevalence	...
Know their HIV status	...
Antiretroviral therapy coverage	...
Condom use	...
Clean needle use at last injection	...
Needles and syringes distributed per person who injects (2016)	...
Coverage of HIV prevention programmes	...
Coverage of opioid substitution therapy (2016)	...
Naloxone available (2016)	Yes
Safe injection rooms available (2016)	No
Avoidance of services due to stigma and discrimination	...

GAY MEN AND OTHER MEN WHO HAVE SEX WITH MEN

Estimated size of population	...
HIV prevalence	...
Know their HIV status	...
Antiretroviral therapy coverage	...
Condom use	...
Condoms distributed to men who have sex with men in prevention programmes (2016)	...
Coverage of HIV prevention programmes	...
Avoidance of services due to stigma and discrimination	...

TRANSGENDER PEOPLE

Estimated size of population	...
HIV prevalence	...
Know their HIV status	...
Antiretroviral therapy coverage	...
Condom use	...
Coverage of HIV prevention programmes	...
Avoidance of services due to stigma and discrimination	...

PRISONERS

Estimated size of population	...
HIV prevalence	...
Antiretroviral therapy coverage	...
HIV prevention programmes in prisons (2016)	...
Condoms distributed	...
Clean needles distributed	...
Prisoners on opioid substitution therapy	...

Unless indicated otherwise, data are from the most recent survey available between 2011 and 2015. Financial data are currently being validated and may be revised. For updates, please see <http://aidsinfo.unaids.org>.

MONTENEGRO

THE HIV EPIDEMIC

	2005	2010	2016
New HIV infections	<100 [<100–<100]	<100 [<100–<100]	<100 [<100–<100]
HIV incidence per 1000 population	0.03 [0.03–0.03]	0.06 [0.05–0.06]	0.11 [0.09–0.13]
AIDS-related deaths	<100 [<100–<100]	<100 [<100–<100]	<100 [<100–<100]
People living with HIV	<200 [<200–<200]	<500 [<500–<500]	<500 [<500–<1000]

90-90-90

People living with HIV who:	2016	
Know their HIV status
Are on treatment	<500	60% [50%–66%]
Adults on antiretroviral therapy	300	60% [50%–67%]
Are virally suppressed	<500	51% [43%–56%]

CHILDREN AND PREGNANT WOMEN

	2010	2016
New HIV infections—children
Antiretroviral therapy coverage — children
Coverage of pregnant women living with HIV accessing antiretroviral medicines

HIV COMORBIDITIES

Estimated number of incident TB cases among people living with HIV (2015)	<100 [<100–<100]
Proportion of people living with HIV with active TB in HIV care	4%
Cervical cancer screening of women living with HIV	...

HIV PREVENTION

Knowledge of HIV prevention among young people (15-24)	...
Condom use at last higher-risk sex (with a non-marital, non-cohabiting partner)	...
Males	...
Females	...
Women aged 15-49 who have their demand for family planning satisfied with modern methods	...
Men aged 15-49 who are circumcised	Not applicable
Male circumcisions performed according to national standards (2016)	Not applicable
People on PrEP (2016)	...

STIGMA AND DISCRIMINATION

People who report they would not buy vegetables from a shopkeeper living with HIV	52%
---	-----

POLICIES AND REGULATIONS

	2016
Community delivery of treatment	No
Laws requiring parental consent for adolescents to access sexual and reproductive health services	Yes, <18 years
TRIPS flexibilities incorporated in national legislation	No

Laws or policies restricting entry, stay and residence of people living with HIV	No
Criminalization of transmission of, nondisclosure of, or exposure to HIV	Yes
Recommended CD4 level for treatment initiation	TREAT ALL

HIV EXPENDITURE

Total expenditure	...
Domestic public expenditure	...
Domestic private expenditure	...
International expenditure	...

KEY POPULATIONS

SEX WORKERS

Estimated size of population	...
HIV prevalence	0.5%
Know HIV status	...
Antiretroviral therapy coverage	...
Condom use	82.8%
Condoms distributed to sex workers enrolled in prevention programmes (2016)	...
Coverage of HIV prevention programmes	...
Avoidance of services due to stigma and discrimination	...

PEOPLE WHO INJECT DRUGS

Estimated size of population	...
HIV prevalence	0.5%
Know their HIV status	...
Antiretroviral therapy coverage	...
Condom use	63.5%
Clean needle use at last injection	92%
Needles and syringes distributed per person who injects (2016)	...
Coverage of HIV prevention programmes	...
Coverage of opioid substitution therapy (2016)	...
Naloxone available (2016)	Yes
Safe injection rooms available (2016)	No
Avoidance of services due to stigma and discrimination	...

GAY MEN AND OTHER MEN WHO HAVE SEX WITH MEN

Estimated size of population	...
HIV prevalence	12.5%
Know their HIV status	...
Antiretroviral therapy coverage	...
Condom use	64%
Condoms distributed to men who have sex with men in prevention programmes (2016)	...
Coverage of HIV prevention programmes	...
Avoidance of services due to stigma and discrimination	...

TRANSGENDER PEOPLE

Estimated size of population	...
HIV prevalence	...
Know their HIV status	...
Antiretroviral therapy coverage	...
Condom use	...
Coverage of HIV prevention programmes	...
Avoidance of services due to stigma and discrimination	...

PRISONERS

Estimated size of population	...
HIV prevalence	...
Antiretroviral therapy coverage	...
HIV prevention programmes in prisons (2016)	...
Condoms distributed	...
Clean needles distributed	...
Prisoners on opioid substitution therapy	...

Unless indicated otherwise, data are from the most recent survey available between 2011 and 2015. Financial data are currently being validated and may be revised. For updates, please see <http://aidsinfo.unaids.org>.

POLAND

THE HIV EPIDEMIC

	2005	2010	2016
New HIV infections
HIV incidence per 1000 population
AIDS-related deaths
People living with HIV

90-90-90

	2016	
People living with HIV who:		
Know their HIV status	20 000	57% [<1%–<1%]
Are on treatment	12 000	36%
Adults on antiretroviral therapy
Are virally suppressed	11 000	32% [<1%–<1%]

CHILDREN AND PREGNANT WOMEN

	2010	2016
New HIV infections—children
Antiretroviral therapy coverage — children
Coverage of pregnant women living with HIV accessing antiretroviral medicines

HIV COMORBIDITIES

Estimated number of incident TB cases among people living with HIV (2015)	<200 [<200–<200]
Proportion of people living with HIV with active TB in HIV care	...
Cervical cancer screening of women living with HIV	...

HIV PREVENTION

Knowledge of HIV prevention among young people (15-24)	...
Condom use at last higher-risk sex (with a non-marital, non-cohabiting partner)	...
Males	...
Females	...
Women aged 15-49 who have their demand for family planning satisfied with modern methods	...
Men aged 15-49 who are circumcised	Not applicable
Male circumcisions performed according to national standards (2016)	Not applicable
People on PrEP (2016)	...

STIGMA AND DISCRIMINATION

People who report having discriminatory attitudes towards people living with HIV	...
--	-----

POLICIES AND REGULATIONS

	2016
Community delivery of treatment	...
Laws requiring parental consent for adolescents to access sexual and reproductive health services	...
TRIPS flexibilities incorporated in national legislation	...

Laws or policies restricting entry, stay and residence of people living with HIV	...
Criminalization of transmission of, nondisclosure of, or exposure to HIV	...
Recommended CD4 level for treatment initiation	TREAT ALL

HIV EXPENDITURE

	2014
Total expenditure	US\$ 83 684 559
Domestic public expenditure	US\$ 83 684 559
Domestic private expenditure	...
International expenditure	...

KEY POPULATIONS

SEX WORKERS	
Estimated size of population	...
HIV prevalence	...
Know their HIV status	...
Antiretroviral therapy coverage	...
Condom use	...
Condoms distributed to sex workers enrolled in prevention programmes (2016)	...
Coverage of HIV prevention programmes	...
Avoidance of services due to stigma and discrimination	...

PEOPLE WHO INJECT DRUGS

Estimated size of population	...
HIV prevalence	14.7%
Know their HIV status	...
Antiretroviral therapy coverage	...
Condom use	...
Clean needle use at last injection	94.7%
Needles and syringes distributed per person who injects (2016)	...
Coverage of HIV prevention programmes	...
Coverage of opioid substitution therapy (2016)	...
Naloxone available (2016)	...
Safe injection rooms available (2016)	...
Avoidance of services due to stigma and discrimination	...

GAY MEN AND OTHER MEN WHO HAVE SEX WITH MEN

Estimated size of population	...
HIV prevalence	7.2%
Know their HIV status	...
Antiretroviral therapy coverage	...
Condom use	55.4%
Condoms distributed to men who have sex with men in prevention programmes (2016)	...
Coverage of HIV prevention programmes	...
Avoidance of services due to stigma and discrimination	...

TRANSGENDER PEOPLE

Estimated size of population	...
HIV prevalence	...
Know their HIV status	...
Antiretroviral therapy coverage	...
Condom use	...
Coverage of HIV prevention programmes	...
Avoidance of services due to stigma and discrimination	...

PRISONERS

Estimated size of population	...
HIV prevalence	...
Antiretroviral therapy coverage	...
HIV prevention programmes in prisons (2016)	...
Condoms distributed	...
Clean needles distributed	...
Prisoners on opioid substitution therapy	...

Unless indicated otherwise, data are from the most recent survey available between 2011 and 2015. Financial data are currently being validated and may be revised. For updates, please see <http://aidsinfo.unaids.org>.

REPUBLIC OF MOLDOVA

THE HIV EPIDEMIC

	2005	2010	2016
New HIV infections	1200 [<1000–1700]	1300 [<1000–1900]	1600 [<1000–2400]
HIV incidence per 1000 population	0.25 [0.18–0.36]	0.31 [0.21–0.44]	0.38 [0.23–0.56]
AIDS-related deaths	<500 [<500–<500]	<500 [<500–<1000]	<500 [<500–<1000]
People living with HIV	6700 [4800–9500]	11 000 [7700–15 000]	15 000 [11 000–21 000]

90-90-90

People living with HIV who:	2016	
Know their HIV status
Are on treatment	4,500	29% [20%–40%]
Adults on antiretroviral therapy	4400	28% [20%–39%]
Are virally suppressed	3,300	21% [14%–29%]

CHILDREN AND PREGNANT WOMEN

	2010	2016
New HIV infections—children	<100 [<100–<100]	<100 [<100–<100]
Antiretroviral therapy coverage — children	38% [26%–63%]	83% [60%–95%]
Coverage of pregnant women living with HIV accessing antiretroviral medicines	75% [52%–95%]	>95% [69%–95%]

HIV COMORBIDITIES

Estimated number of incident TB cases among people living with HIV (2015)	<1000 [<500–<1000]
Proportion of people living with HIV with active TB in HIV care	13.5%
Cervical cancer screening of women living with HIV	...

HIV PREVENTION

Knowledge of HIV prevention among young people (15-24)	...
Condom use at last higher-risk sex (with a non-marital, non-cohabiting partner)	...
Males	53.7%
Females	33.8%
Women aged 15-49 who have their demand for family planning satisfied with modern methods	...
Men aged 15-49 who are circumcised	1%
Male circumcisions performed according to national standards (2016)	Not applicable
People on PrEP (2016)	...

STIGMA AND DISCRIMINATION

People who report they would not buy vegetables from a shopkeeper living with HIV	70.8%
---	-------

POLICIES AND REGULATIONS

	2016
Community delivery of treatment	No
Laws requiring parental consent for adolescents to access sexual and reproductive health services	Yes, <18 years
TRIPS flexibilities incorporated in national legislation	Yes

Laws or policies restricting entry, stay and residence of people living with HIV	No
Criminalization of transmission of, nondisclosure of, or exposure to HIV	Yes
Recommended CD4 level for treatment initiation	≤500 cells/mm3

HIV EXPENDITURE

	2016
Total expenditure	Data under validation
Domestic public expenditure	Data under validation
Domestic private expenditure	Data under validation
International expenditure	Data under validation

KEY POPULATIONS

SEX WORKERS	
Estimated size of population	...
HIV prevalence	...
Know HIV status	...
Antiretroviral therapy coverage	...
Condom use	...
Condoms distributed to sex workers enrolled in prevention programmes (2016)	...
Coverage of HIV prevention programmes	...
Avoidance of services due to stigma and discrimination	...

PEOPLE WHO INJECT DRUGS	
Estimated size of population	...
HIV prevalence	...
Know their HIV status	...
Antiretroviral therapy coverage	...
Condom use	...
Clean needle use at last injection	...
Needles and syringes distributed per person who injects (2016)	88
Coverage of HIV prevention programmes	...
Coverage of opioid substitution therapy (2016)	3.3%
Naloxone available (2016)	Yes
Safe injection rooms available (2016)	No
Avoidance of services due to stigma and discrimination	...

GAY MEN AND OTHER MEN WHO HAVE SEX WITH MEN	
Estimated size of population	...
HIV prevalence	...
Know their HIV status	...
Antiretroviral therapy coverage	...
Condom use	...
Condoms distributed to men who have sex with men in prevention programmes (2016)	...
Coverage of HIV prevention programmes	...
Avoidance of services due to stigma and discrimination	...

TRANSGENDER PEOPLE	
Estimated size of population	...
HIV prevalence	...
Know their HIV status	...
Antiretroviral therapy coverage	...
Condom use	...
Coverage of HIV prevention programmes	...
Avoidance of services due to stigma and discrimination	...

PRISONERS	
Estimated size of population	...
HIV prevalence	...
Antiretroviral therapy coverage	...
HIV prevention programmes in prisons (2016)	...
Condoms distributed	49 669
Clean needles distributed	186 207
Prisoners on opioid substitution therapy	78

Unless indicated otherwise, data are from the most recent survey available between 2011 and 2015. Financial data are currently being validated and may be revised. For updates, please see <http://aidsinfo.unaids.org>.

ROMANIA

THE HIV EPIDEMIC

	2005	2010	2016
New HIV infections	<1000 [<1000–<1000]	<1000 [<1000–<1000]	<1000 [<1000–<1000]
HIV incidence per 1000 population	0.04 [0.03–0.04]	0.04 [0.03–0.04]	0.04 [0.03–0.04]
AIDS-related deaths	<200 [<200–<200]	<200 [<100–<200]	<200 [<200–<500]
People living with HIV	11 000 [10 000–13 000]	14 000 [12 000–15 000]	16 000 [14 000–18 000]

90-90-90

People living with HIV who:	2016	
Know their HIV status	14 000	89% [80%–>95%]
Are on treatment	11 000	68% [61%–76%]
Adults on antiretroviral therapy	10 900	68% [61%–75%]
Are virally suppressed	10 000	64% [57%–72%]

CHILDREN AND PREGNANT WOMEN

	2010	2016
New HIV infections—children	<100 [<100–<100]	<100 [<100–<100]
Antiretroviral therapy coverage — children	>95% [>95%–>95%]	>95% [>95%–>95%]
Coverage of pregnant women living with HIV accessing antiretroviral medicines	>95% [88%–>95%]	>95% [85%–>95%]

HIV COMORBIDITIES

Estimated number of incident TB cases among people living with HIV (2015)	<500 [<500–<500]
Proportion of people living with HIV with active TB in HIV care	...
Cervical cancer screening of women living with HIV	...

HIV PREVENTION

Knowledge of HIV prevention among young people (15-24)	...
Condom use at last higher-risk sex (with a non-marital, non-cohabiting partner)	...
Males	...
Females	...
Women aged 15-49 who have their demand for family planning satisfied with modern methods	...
Men aged 15-49 who are circumcised	Not applicable
Male circumcisions performed according to national standards (2016)	Not applicable
People on PrEP (2016)	...

STIGMA AND DISCRIMINATION

People who report having discriminatory attitudes towards people living with HIV	...
--	-----

POLICIES AND REGULATIONS

	2016
Community delivery of treatment	...
Laws requiring parental consent for adolescents to access sexual and reproductive health services	...
TRIPS flexibilities incorporated in national legislation	...

Laws or policies restricting entry, stay and residence of people living with HIV	...
Criminalization of transmission of, nondisclosure of, or exposure to HIV	...
Recommended CD4 level for treatment initiation	TREAT ALL

HIV EXPENDITURE

	2015
Total expenditure	US\$ 82 864 018
Domestic public expenditure	US\$ 81 869 538
Domestic private expenditure	...
International expenditure	US\$ 994 480

KEY POPULATIONS

SEX WORKERS

Estimated size of population	...
HIV prevalence	...
Know their HIV status	...
Antiretroviral therapy coverage	...
Condom use	...
Condoms distributed to sex workers enrolled in prevention programmes (2016)	...
Coverage of HIV prevention programmes	...
Avoidance of services due to stigma and discrimination	...

PEOPLE WHO INJECT DRUGS

Estimated size of population	9 019
HIV prevalence	21.4%
Know their HIV status	...
Antiretroviral therapy coverage	...
Condom use	...
Clean needle use at last injection	...
Needles and syringes distributed per person who injects (2016)	166
Coverage of HIV prevention programmes	...
Coverage of opioid substitution therapy (2016)	...
Naloxone available (2016)	...
Safe injection rooms available (2016)	...
Avoidance of services due to stigma and discrimination	...

GAY MEN AND OTHER MEN WHO HAVE SEX WITH MEN

Estimated size of population	...
HIV prevalence	18.2%
Know their HIV status	...
Antiretroviral therapy coverage	...
Condom use	56.9%
Condoms distributed to men who have sex with men in prevention programmes (2016)	...
Coverage of HIV prevention programmes	...
Avoidance of services due to stigma and discrimination	...

TRANSGENDER PEOPLE

Estimated size of population	...
HIV prevalence	...
Know their HIV status	...
Antiretroviral therapy coverage	...
Condom use	...
Coverage of HIV prevention programmes	...
Avoidance of services due to stigma and discrimination	...

PRISONERS

Estimated size of population	27 455
HIV prevalence	...
Antiretroviral therapy coverage	...
HIV prevention programmes in prisons (2016)	...
Condoms distributed	...
Clean needles distributed	...
Prisoners on opioid substitution therapy	...

Unless indicated otherwise, data are from the most recent survey available between 2011 and 2015. Financial data are currently being validated and may be revised. For updates, please see <http://aidsinfo.unaids.org>.

RUSSIAN FEDERATION

THE HIV EPIDEMIC

	2005	2010	2016
New HIV infections
HIV incidence per 1000 population
AIDS-related deaths
People living with HIV

90-90-90

People living with HIV who:	2016	
Know their HIV status
Are on treatment
Adults on antiretroviral therapy
Are virally suppressed

CHILDREN AND PREGNANT WOMEN

	2010	2016
New HIV infections—children
Antiretroviral therapy coverage — children
Coverage of pregnant women living with HIV accessing antiretroviral medicines

HIV COMORBIDITIES

Estimated number of incident TB cases among people living with HIV (2015)	11 000 [9300-13 000]
Proportion of people living with HIV with active TB in HIV care	...
Cervical cancer screening of women living with HIV	...

HIV PREVENTION

Knowledge of HIV prevention among young people (15-24)	...
Condom use at last higher-risk sex (with a non-marital, non-cohabiting partner)	...
Males	...
Females	...
Women aged 15-49 who have their demand for family planning satisfied with modern methods	...
Men aged 15-49 who are circumcised	Not applicable
Male circumcisions performed according to national standards (2016)	Not applicable
People on PrEP (2016)	...

STIGMA AND DISCRIMINATION

People who report having discriminatory attitudes towards people living with HIV	...
--	-----

POLICIES AND REGULATIONS

	2016
Community delivery of treatment	...
Laws requiring parental consent for adolescents to access sexual and reproductive health services	...
TRIPS flexibilities incorporated in national legislation	...

Laws or policies restricting entry, stay and residence of people living with HIV	...
Criminalization of transmission of, nondisclosure of, or exposure to HIV	...
Recommended CD4 level for treatment initiation	≤500 cells/mm3

HIV EXPENDITURE

	2014
Total expenditure	US\$ 512 676 056
Domestic public expenditure	US\$ 512 676 056
Domestic private expenditure	...
International expenditure	...

KEY POPULATIONS

SEX WORKERS

Estimated size of population	...
HIV prevalence	...
Know HIV status	...
Antiretroviral therapy coverage	...
Condom use	...
Condoms distributed to sex workers enrolled in prevention programmes (2016)	...
Coverage of HIV prevention programmes	...
Avoidance of services due to stigma and discrimination	...

PEOPLE WHO INJECT DRUGS

Estimated size of population	...
HIV prevalence	...
Know their HIV status	...
Antiretroviral therapy coverage	...
Condom use	...
Clean needle use at last injection	...
Needles and syringes distributed per person who injects (2016)	...
Coverage of HIV prevention programmes	...
Coverage of opioid substitution therapy (2016)	...
Naloxone available (2016)	...
Safe injection rooms available (2016)	...
Avoidance of services due to stigma and discrimination	...

GAY MEN AND OTHER MEN WHO HAVE SEX WITH MEN

Estimated size of population	...
HIV prevalence	...
Know their HIV status	...
Antiretroviral therapy coverage	...
Condom use	...
Condoms distributed to men who have sex with men in prevention programmes (2016)	...
Coverage of HIV prevention programmes	...
Avoidance of services due to stigma and discrimination	...

TRANSGENDER PEOPLE

Estimated size of population	...
HIV prevalence	...
Know their HIV status	...
Antiretroviral therapy coverage	...
Condom use	...
Coverage of HIV prevention programmes	...
Avoidance of services due to stigma and discrimination	...

PRISONERS

Estimated size of population	...
HIV prevalence	...
Antiretroviral therapy coverage	...
HIV prevention programmes in prisons (2016)	...
Condoms distributed	...
Clean needles distributed	...
Prisoners on opioid substitution therapy	...

Unless indicated otherwise, data are from the most recent survey available between 2011 and 2015. Financial data are currently being validated and may be revised. For updates, please see <http://aidsinfo.unaids.org>.

SERBIA

THE HIV EPIDEMIC

	2005	2010	2016
New HIV infections	<200 [<100–<200]	<200 [<200–<200]	<500 [<200–<500]
HIV incidence per 1000 population	0.01 [0.01–0.01]	0.01 [0.01–0.02]	0.03 [0.02–0.04]
AIDS-related deaths	<100 [<100–<100]	<100 [<100–<100]	<100 [<100–<100]
People living with HIV	1400 [1100–1600]	1800 [1600–2200]	2700 [2200–3300]

90-90-90

People living with HIV who:	2016	
Know their HIV status
Are on treatment	1,700	62% [43%–78%]
Adults on antiretroviral therapy	1700	62% [43%–78%]
Are virally suppressed	1,400	53% [37%–67%]

CHILDREN AND PREGNANT WOMEN

	2010	2016
New HIV infections—children
Antiretroviral therapy coverage — children
Coverage of pregnant women living with HIV accessing antiretroviral medicines

HIV COMORBIDITIES

Estimated number of incident TB cases among people living with HIV (2015)	<100 [<100–<100]
Proportion of people living with HIV with active TB in HIV care	1.8%
Cervical cancer screening of women living with HIV	...

HIV PREVENTION

Knowledge of HIV prevention among young people (15-24)	...
Condom use at last higher-risk sex (with a non-marital, non-cohabiting partner)	...
Males	...
Females	...
Women aged 15-49 who have their demand for family planning satisfied with modern methods	...
Men aged 15-49 who are circumcised	Not applicable
Male circumcisions performed according to national standards (2016)	Not applicable
People on PrEP (2016)	...

STIGMA AND DISCRIMINATION

People who report having discriminatory attitudes towards people living with HIV	...
--	-----

POLICIES AND REGULATIONS

	2016
Community delivery of treatment	No
Laws requiring parental consent for adolescents to access sexual and reproductive health services	Yes, <16 years
TRIPS flexibilities incorporated in national legislation	No data available

Laws or policies restricting entry, stay and residence of people living with HIV	No
Criminalization of transmission of, nondisclosure of, or exposure to HIV	Yes
Recommended CD4 level for treatment initiation	TREAT ALL

HIV EXPENDITURE

	2013
Total expenditure	US\$ 16 333 869
Domestic public expenditure	US\$ 11 468 548
Domestic private expenditure	US\$ 595
International expenditure	US\$ 4 864 726

KEY POPULATIONS

SEX WORKERS

Estimated size of population	3 901
HIV prevalence	1.6%
Know HIV status	...
Antiretroviral therapy coverage	...
Condom use	91.2%
Condoms distributed to sex workers enrolled in prevention programmes (2016)	...
Coverage of HIV prevention programmes	...
Avoidance of services due to stigma and discrimination	...

PEOPLE WHO INJECT DRUGS

Estimated size of population	20 000
HIV prevalence	1.8%
Know their HIV status	...
Antiretroviral therapy coverage	...
Condom use	...
Clean needle use at last injection	...
Needles and syringes distributed per person who injects (2016)	...
Coverage of HIV prevention programmes	...
Coverage of opioid substitution therapy (2016)	25%
Naloxone available (2016)	No
Safe injection rooms available (2016)	No
Avoidance of services due to stigma and discrimination	...

GAY MEN AND OTHER MEN WHO HAVE SEX WITH MEN

Estimated size of population	55 447
HIV prevalence	...
Know their HIV status	...
Antiretroviral therapy coverage	...
Condom use	...
Condoms distributed to men who have sex with men in prevention programmes (2016)	...
Coverage of HIV prevention programmes	...
Avoidance of services due to stigma and discrimination	...

TRANSGENDER PEOPLE

Estimated size of population	...
HIV prevalence	...
Know their HIV status	...
Antiretroviral therapy coverage	...
Condom use	...
Coverage of HIV prevention programmes	...
Avoidance of services due to stigma and discrimination	...

PRISONERS

Estimated size of population	10 031
HIV prevalence	...
Antiretroviral therapy coverage	...
HIV prevention programmes in prisons (2016)	...
Condoms distributed	...
Clean needles distributed	...
Prisoners on opioid substitution therapy	...

Unless indicated otherwise, data are from the most recent survey available between 2011 and 2015. Financial data are currently being validated and may be revised. For updates, please see <http://aidsinfo.unaids.org>.

SLOVAKIA

THE HIV EPIDEMIC

	2005	2010	2016
New HIV infections	<100 [<100–<100]	<100 [<100–<100]	<200 [<100–<200]
HIV incidence per 1000 population	<0.01 [<0.01–<0.01]	0.01 [<0.01–0.01]	0.02 [0.02–0.02]
AIDS-related deaths	<100 [<100–<100]	<100 [<100–<100]	<100 [<100–<100]
People living with HIV	<500 [<500–<500]	<1000 [<500–<1000]	<1000 [<1000–1100]

90-90-90

	2016	
People living with HIV who: Know their HIV status	<1000	79% [60%–94%]
Are on treatment	<1000	59% [45%–70%]
Adults on antiretroviral therapy	560	59% [45%–70%]
Are virally suppressed

CHILDREN AND PREGNANT WOMEN

	2010	2016
New HIV infections—children
Antiretroviral therapy coverage — children
Coverage of pregnant women living with HIV accessing antiretroviral medicines

HIV COMORBIDITIES

Estimated number of incident TB cases among people living with HIV (2015)	<100 [<100–<100]
Proportion of people living with HIV with active TB in HIV care	...
Cervical cancer screening of women living with HIV	...

HIV PREVENTION

Knowledge of HIV prevention among young people (15-24)	...
Condom use at last higher-risk sex (with a non-marital, non-cohabiting partner)	...
Males	...
Females	...
Women aged 15-49 who have their demand for family planning satisfied with modern methods	...
Men aged 15-49 who are circumcised	Not applicable
Male circumcisions performed according to national standards (2016)	Not applicable
People on PrEP (2016)	...

STIGMA AND DISCRIMINATION

People who report having discriminatory attitudes towards people living with HIV	...
--	-----

POLICIES AND REGULATIONS

	2016
Community delivery of treatment	...
Laws requiring parental consent for adolescents to access sexual and reproductive health services	...
TRIPS flexibilities incorporated in national legislation	...

Laws or policies restricting entry, stay and residence of people living with HIV	...
Criminalization of transmission of, nondisclosure of, or exposure to HIV	...
Recommended CD4 level for treatment initiation	TREAT ALL

HIV EXPENDITURE

Total expenditure	...
Domestic public expenditure	...
Domestic private expenditure	...
International expenditure	...

KEY POPULATIONS

SEX WORKERS

Estimated size of population	...
HIV prevalence	...
Know HIV status	...
Antiretroviral therapy coverage	...
Condom use	...
Condoms distributed to sex workers enrolled in prevention programmes (2016)	...
Coverage of HIV prevention programmes	...
Avoidance of services due to stigma and discrimination	...

PEOPLE WHO INJECT DRUGS

Estimated size of population	...
HIV prevalence	...
Know their HIV status	...
Antiretroviral therapy coverage	...
Condom use	...
Clean needle use at last injection	...
Needles and syringes distributed per person who injects (2016)	...
Coverage of HIV prevention programmes	...
Coverage of opioid substitution therapy (2016)	...
Naloxone available (2016)	...
Safe injection rooms available (2016)	...
Avoidance of services due to stigma and discrimination	...

GAY MEN AND OTHER MEN WHO HAVE SEX WITH MEN

Estimated size of population	...
HIV prevalence	...
Know their HIV status	...
Antiretroviral therapy coverage	...
Condom use	...
Condoms distributed to men who have sex with men in prevention programmes (2016)	...
Coverage of HIV prevention programmes	...
Avoidance of services due to stigma and discrimination	...

TRANSGENDER PEOPLE

Estimated size of population	...
HIV prevalence	...
Know their HIV status	...
Antiretroviral therapy coverage	...
Condom use	...
Coverage of HIV prevention programmes	...
Avoidance of services due to stigma and discrimination	...

PRISONERS

Estimated size of population	...
HIV prevalence	...
Antiretroviral therapy coverage	...
HIV prevention programmes in prisons (2016)	...
Condoms distributed	...
Clean needles distributed	...
Prisoners on opioid substitution therapy	...

Unless indicated otherwise, data are from the most recent survey available between 2011 and 2015. Financial data are currently being validated and may be revised. For updates, please see <http://aidsinfo.unaids.org>.

SLOVENIA

THE HIV EPIDEMIC

	2005	2010	2016
New HIV infections	<100 [<100–<100]	<100 [<100–<100]	<100 [<100–<100]
HIV incidence per 1000 population	0.03 [0.02–0.03]	0.02 [0.02–0.03]	0.03 [0.02–0.03]
AIDS-related deaths	<100 [<100–<100]	<100 [<100–<100]	<100 [<100–<100]
People living with HIV	<500 [<500–<1000]	<1000 [<1000–<1000]	<1000 [<1000–1100]

90-90-90

People living with HIV who:	2016	
Know their HIV status
Are on treatment	<500	54%
Adults on antiretroviral therapy
Are virally suppressed	<500	44% [<1%–<1%]

CHILDREN AND PREGNANT WOMEN

	2010	2016
New HIV infections—children
Antiretroviral therapy coverage — children
Coverage of pregnant women living with HIV accessing antiretroviral medicines

HIV COMORBIDITIES

Estimated number of incident TB cases among people living with HIV (2015)	<100 [<100–<100]
Proportion of people living with HIV with active TB in HIV care	...
Cervical cancer screening of women living with HIV	...

HIV PREVENTION

Knowledge of HIV prevention among young people (15-24)	...
Condom use at last higher-risk sex (with a non-marital, non-cohabiting partner)	...
Males	...
Females	...
Women aged 15-49 who have their demand for family planning satisfied with modern methods	...
Men aged 15-49 who are circumcised	Not applicable
Male circumcisions performed according to national standards (2016)	Not applicable
People on PrEP (2016)	...

STIGMA AND DISCRIMINATION

People who report having discriminatory attitudes towards people living with HIV	...
--	-----

POLICIES AND REGULATIONS

	2016
Community delivery of treatment	...
Laws requiring parental consent for adolescents to access sexual and reproductive health services	...
TRIPS flexibilities incorporated in national legislation	...

Laws or policies restricting entry, stay and residence of people living with HIV	...
Criminalization of transmission of, nondisclosure of, or exposure to HIV	...
Recommended CD4 level for treatment initiation	TREAT ALL

HIV EXPENDITURE

Total expenditure	...
Domestic public expenditure	...
Domestic private expenditure	...
International expenditure	...

KEY POPULATIONS

SEX WORKERS

Estimated size of population	...
HIV prevalence	...
Know HIV status	...
Antiretroviral therapy coverage	...
Condom use	...
Condoms distributed to sex workers enrolled in prevention programmes (2016)	...
Coverage of HIV prevention programmes	...
Avoidance of services due to stigma and discrimination	...

PEOPLE WHO INJECT DRUGS

Estimated size of population	...
HIV prevalence	...
Know their HIV status	...
Antiretroviral therapy coverage	...
Condom use	...
Clean needle use at last injection	...
Needles and syringes distributed per person who injects (2016)	...
Coverage of HIV prevention programmes	...
Coverage of opioid substitution therapy (2016)	...
Naloxone available (2016)	...
Safe injection rooms available (2016)	...
Avoidance of services due to stigma and discrimination	...

GAY MEN AND OTHER MEN WHO HAVE SEX WITH MEN

Estimated size of population	...
HIV prevalence	4%
Know their HIV status	...
Antiretroviral therapy coverage	...
Condom use	...
Condoms distributed to men who have sex with men in prevention programmes (2016)	...
Coverage of HIV prevention programmes	...
Avoidance of services due to stigma and discrimination	...

TRANSGENDER PEOPLE

Estimated size of population	...
HIV prevalence	...
Know their HIV status	...
Antiretroviral therapy coverage	...
Condom use	...
Coverage of HIV prevention programmes	...
Avoidance of services due to stigma and discrimination	...

PRISONERS

Estimated size of population	...
HIV prevalence	...
Antiretroviral therapy coverage	...
HIV prevention programmes in prisons (2016)	...
Condoms distributed	...
Clean needles distributed	...
Prisoners on opioid substitution therapy	...

Unless indicated otherwise, data are from the most recent survey available between 2011 and 2015. Financial data are currently being validated and may be revised. For updates, please see <http://aidsinfo.unaids.org>.

TAJIKISTAN

THE HIV EPIDEMIC

	2005	2010	2016
New HIV infections	1400 [1100–1700]	1300 [<1000–1800]	1300 [<1000–2100]
HIV incidence per 1000 population	0.21 [0.16–0.26]	0.18 [0.13–0.24]	0.15 [0.09–0.25]
AIDS-related deaths	<200 [<100–<500]	<500 [<500–<1000]	<1000 [<500–<1000]
People living with HIV	6000 [4600–7500]	11 000 [8400–14 000]	14 000 [10 000–19 000]

90-90-90

People living with HIV who:	2016	
Know their HIV status	6800	48% [37%–67%]
Are on treatment	4,300	30% [23%–42%]
Adults on antiretroviral therapy	4000	29% [22%–40%]
Are virally suppressed	3,100	22% [17%–31%]

CHILDREN AND PREGNANT WOMEN

	2010	2016
New HIV infections—children	<100 [<100–<100]	<100 [<100–<100]
Antiretroviral therapy coverage — children	3% [2%–3%]	88% [69%–95%]
Coverage of pregnant women living with HIV accessing antiretroviral medicines	22% [17%–28%]	85% [68%–95%]

HIV COMORBIDITIES

Estimated number of incident TB cases among people living with HIV (2015)	<500 [<200–<500]
Proportion of people living with HIV with active TB in HIV care	4.5%
Cervical cancer screening of women living with HIV	...

HIV PREVENTION

Knowledge of HIV prevention among young people (15-24)	2.7%
Condom use at last higher-risk sex (with a non-marital, non-cohabiting partner)	
Males	...
Females	...
Women aged 15-49 who have their demand for family planning satisfied with modern methods	51%
Men aged 15-49 who are circumcised	Not applicable
Male circumcisions performed according to national standards (2016)	Not applicable
People on PrEP (2016)	...

STIGMA AND DISCRIMINATION

People who report having discriminatory attitudes towards people living with HIV	...
--	-----

POLICIES AND REGULATIONS

	2016
Community delivery of treatment	Yes
Laws requiring parental consent for adolescents to access sexual and reproductive health services	Yes, <18 years
TRIPS flexibilities incorporated in national legislation	No

Laws or policies restricting entry, stay and residence of people living with HIV	No
Criminalization of transmission of, nondisclosure of, or exposure to HIV	No*
Recommended CD4 level for treatment initiation	≤350 cells/mm3

HIV EXPENDITURE

	2013
Total expenditure	US\$ 14 077 892
Domestic public expenditure	US\$ 3 363 876
Domestic private expenditure	US\$ 349 699
International expenditure	US\$ 10 364 317

KEY POPULATIONS

SEX WORKERS

Estimated size of population	...
HIV prevalence	3.5%
Know HIV status	...
Antiretroviral therapy coverage	...
Condom use	...
Condoms distributed to sex workers enrolled in prevention programmes (2016)	183
Coverage of HIV prevention programmes	...
Avoidance of services due to stigma and discrimination	...

PEOPLE WHO INJECT DRUGS

Estimated size of population	...
HIV prevalence	...
Know their HIV status	...
Antiretroviral therapy coverage	...
Condom use	49.9%
Clean needle use at last injection	88.9%
Needles and syringes distributed per person who injects (2016)	345
Coverage of HIV prevention programmes	...
Coverage of opioid substitution therapy (2016)	2.4%
Naloxone available (2016)	Yes
Safe injection rooms available (2016)	No
Avoidance of services due to stigma and discrimination	...

GAY MEN AND OTHER MEN WHO HAVE SEX WITH MEN

Estimated size of population	...
HIV prevalence	2.7%
Know their HIV status	...
Antiretroviral therapy coverage	...
Condom use	75.8%
Condoms distributed to men who have sex with men in prevention programmes (2016)	140
Coverage of HIV prevention programmes	...
Avoidance of services due to stigma and discrimination	...

TRANSGENDER PEOPLE

Estimated size of population	...
HIV prevalence	...
Know their HIV status	...
Antiretroviral therapy coverage	...
Condom use	...
Coverage of HIV prevention programmes	...
Avoidance of services due to stigma and discrimination	...

PRISONERS

Estimated size of population	9 750
HIV prevalence	...
Antiretroviral therapy coverage	...
HIV prevention programmes in prisons (2016)	
Condoms distributed	29 442
Clean needles distributed	13 023
Prisoners on opioid substitution therapy	...

Unless indicated otherwise, data are from the most recent survey available between 2011 and 2015. Financial data are currently being validated and may be revised. For updates, please see <http://aidsinfo.unaids.org>. * No, but prosecutions exist based on general criminal laws.

THE FORMER YUGOSLAV REPUBLIC OF MACEDONIA

THE HIV EPIDEMIC

	2005	2010	2016
New HIV infections	<100 [<100–<100]	<100 [<100–<100]	<100 [<100–<100]
HIV incidence per 1000 population	<0.01 [<0.01–<0.01]	0.01 [0.01–0.01]	0.02 [0.01–0.02]
AIDS-related deaths	<100 [<100–<100]	<100 [<100–<100]	<100 [<100–<100]
People living with HIV	<200 [<200–<200]	<500 [<200–<500]	<500 [<500–<500]

90-90-90

People living with HIV who:	2016	
Know their HIV status
Are on treatment	<200	48% [42%–55%]
Adults on antiretroviral therapy	170	48% [42%–55%]
Are virally suppressed

CHILDREN AND PREGNANT WOMEN

	2010	2016
New HIV infections—children
Antiretroviral therapy coverage — children
Coverage of pregnant women living with HIV accessing antiretroviral medicines

HIV COMORBIDITIES

Estimated number of incident TB cases among people living with HIV (2015)	<100 [<100–<100]
Proportion of people living with HIV with active TB in HIV care	...
Cervical cancer screening of women living with HIV	...

HIV PREVENTION

Knowledge of HIV prevention among young people (15-24)	...
Condom use at last higher-risk sex (with a non-marital, non-cohabiting partner)	...
Males	...
Females	...
Women aged 15-49 who have their demand for family planning satisfied with modern methods	...
Men aged 15-49 who are circumcised	Not applicable
Male circumcisions performed according to national standards (2016)	Not applicable
People on PrEP (2016)	...

STIGMA AND DISCRIMINATION

People who report having discriminatory attitudes towards people living with HIV	...
--	-----

POLICIES AND REGULATIONS

	2016
Community delivery of treatment	...
Laws requiring parental consent for adolescents to access sexual and reproductive health services	...
TRIPS flexibilities incorporated in national legislation	...

Laws or policies restricting entry, stay and residence of people living with HIV	...
Criminalization of transmission of, nondisclosure of, or exposure to HIV	...
Recommended CD4 level for treatment initiation	≤350 cells/mm3

HIV EXPENDITURE

Total expenditure	...
Domestic public expenditure	...
Domestic private expenditure	...
International expenditure	...

KEY POPULATIONS

SEX WORKERS

Estimated size of population	...
HIV prevalence	...
Know HIV status	...
Antiretroviral therapy coverage	...
Condom use	93.3%
Condoms distributed to sex workers enrolled in prevention programmes (2016)	...
Coverage of HIV prevention programmes	...
Avoidance of services due to stigma and discrimination	...

PEOPLE WHO INJECT DRUGS

Estimated size of population	...
HIV prevalence	...
Know their HIV status	...
Antiretroviral therapy coverage	...
Condom use	46.5%
Clean needle use at last injection	96.4%
Needles and syringes distributed per person who injects (2016)	...
Coverage of HIV prevention programmes	...
Coverage of opioid substitution therapy (2016)	...
Naloxone available (2016)	...
Safe injection rooms available (2016)	...
Avoidance of services due to stigma and discrimination	...

GAY MEN AND OTHER MEN WHO HAVE SEX WITH MEN

Estimated size of population	...
HIV prevalence	1.9%
Know their HIV status	...
Antiretroviral therapy coverage	...
Condom use	51.8%
Condoms distributed to men who have sex with men in prevention programmes (2016)	...
Coverage of HIV prevention programmes	...
Avoidance of services due to stigma and discrimination	...

TRANSGENDER PEOPLE

Estimated size of population	...
HIV prevalence	...
Know their HIV status	...
Antiretroviral therapy coverage	...
Condom use	...
Coverage of HIV prevention programmes	...
Avoidance of services due to stigma and discrimination	...

PRISONERS

Estimated size of population	...
HIV prevalence	...
Antiretroviral therapy coverage	...
HIV prevention programmes in prisons (2016)	...
Condoms distributed	...
Clean needles distributed	...
Prisoners on opioid substitution therapy	...

Unless indicated otherwise, data are from the most recent survey available between 2011 and 2015. Financial data are currently being validated and may be revised. For updates, please see <http://aidsinfo.unaids.org>.

TURKEY

THE HIV EPIDEMIC

	2005	2010	2016
New HIV infections
HIV incidence per 1000 population
AIDS-related deaths
People living with HIV

90-90-90

	2016	
People living with HIV who: Know their HIV status
Are on treatment
Adults on antiretroviral therapy
Are virally suppressed

CHILDREN AND PREGNANT WOMEN

	2010	2016
New HIV infections—children
Antiretroviral therapy coverage — children
Coverage of pregnant women living with HIV accessing antiretroviral medicines

HIV COMORBIDITIES

Estimated number of incident TB cases among people living with HIV (2015)	<100 [<100-<200]
Proportion of people living with HIV with active TB in HIV care	...
Cervical cancer screening of women living with HIV	...

HIV PREVENTION

Knowledge of HIV prevention among young people (15-24)	...
Condom use at last higher-risk sex (with a non-marital, non-cohabiting partner)	...
Males	...
Females	...
Women aged 15-49 who have their demand for family planning satisfied with modern methods	...
Men aged 15-49 who are circumcised	Not applicable
Male circumcisions performed according to national standards (2016)	Not applicable
People on PrEP (2016)	...

STIGMA AND DISCRIMINATION

People who report having discriminatory attitudes towards people living with HIV	...
--	-----

POLICIES AND REGULATIONS

	2016
Community delivery of treatment	...
Laws requiring parental consent for adolescents to access sexual and reproductive health services	...
TRIPS flexibilities incorporated in national legislation	...

Laws or policies restricting entry, stay and residence of people living with HIV	...
Criminalization of transmission of, nondisclosure of, or exposure to HIV	...
Recommended CD4 level for treatment initiation	TREAT ALL

HIV EXPENDITURE

	2012
Total expenditure	US\$ 12 291 905
Domestic public expenditure	US\$ 12 291 905
Domestic private expenditure	...
International expenditure	...

KEY POPULATIONS

SEX WORKERS

Estimated size of population	...
HIV prevalence	...
Know HIV status	...
Antiretroviral therapy coverage	...
Condom use	...
Condoms distributed to sex workers enrolled in prevention programmes (2016)	...
Coverage of HIV prevention programmes	...
Avoidance of services due to stigma and discrimination	...

PEOPLE WHO INJECT DRUGS

Estimated size of population	...
HIV prevalence	...
Know their HIV status	...
Antiretroviral therapy coverage	...
Condom use	...
Clean needle use at last injection	...
Needles and syringes distributed per person who injects (2016)	...
Coverage of HIV prevention programmes	...
Coverage of opioid substitution therapy (2016)	...
Naloxone available (2016)	...
Safe injection rooms available (2016)	...
Avoidance of services due to stigma and discrimination	...

GAY MEN AND OTHER MEN WHO HAVE SEX WITH MEN

Estimated size of population	...
HIV prevalence	...
Know their HIV status	...
Antiretroviral therapy coverage	...
Condom use	...
Condoms distributed to men who have sex with men in prevention programmes (2016)	...
Coverage of HIV prevention programmes	...
Avoidance of services due to stigma and discrimination	...

TRANSGENDER PEOPLE

Estimated size of population	...
HIV prevalence	...
Know their HIV status	...
Antiretroviral therapy coverage	...
Condom use	...
Coverage of HIV prevention programmes	...
Avoidance of services due to stigma and discrimination	...

PRISONERS

Estimated size of population	...
HIV prevalence	...
Antiretroviral therapy coverage	...
HIV prevention programmes in prisons (2016)	...
Condoms distributed	...
Clean needles distributed	...
Prisoners on opioid substitution therapy	...

Unless indicated otherwise, data are from the most recent survey available between 2011 and 2015. Financial data are currently being validated and may be revised. For updates, please see <http://aidsinfo.unaids.org>.

TURKMENISTAN

THE HIV EPIDEMIC

	2005	2010	2016
New HIV infections
HIV incidence per 1000 population
AIDS-related deaths
People living with HIV

90-90-90

People living with HIV who:	2016	
Know their HIV status
Are on treatment
Adults on antiretroviral therapy
Are virally suppressed

CHILDREN AND PREGNANT WOMEN

	2010	2016
New HIV infections—children
Antiretroviral therapy coverage — children
Coverage of pregnant women living with HIV accessing antiretroviral medicines

HIV COMORBIDITIES

Estimated number of incident TB cases among people living with HIV (2015)	...
Proportion of people living with HIV with active TB in HIV care	...
Cervical cancer screening of women living with HIV	...

HIV PREVENTION

Knowledge of HIV prevention among young people (15-24)	3.4%
Condom use at last higher-risk sex (with a non-marital, non-cohabiting partner)	
Males	...
Females	6.6%
Women aged 15-49 who have their demand for family planning satisfied with modern methods	...
Men aged 15-49 who are circumcised	Not applicable
Male circumcisions performed according to national standards (2016)	Not applicable
People on PrEP (2016)	...

STIGMA AND DISCRIMINATION

People who report having discriminatory attitudes towards people living with HIV	...
--	-----

POLICIES AND REGULATIONS

	2016
Community delivery of treatment	...
Laws requiring parental consent for adolescents to access sexual and reproductive health services	...
TRIPS flexibilities incorporated in national legislation	...

Laws or policies restricting entry, stay and residence of people living with HIV	...
Criminalization of transmission of, nondisclosure of, or exposure to HIV	...
Recommended CD4 level for treatment initiation	Data not reported

HIV EXPENDITURE

Total expenditure	...
Domestic public expenditure	...
Domestic private expenditure	...
International expenditure	...

KEY POPULATIONS

SEX WORKERS

Estimated size of population	...
HIV prevalence	...
Know HIV status	...
Antiretroviral therapy coverage	...
Condom use	...
Condoms distributed to sex workers enrolled in prevention programmes (2016)	...
Coverage of HIV prevention programmes	...
Avoidance of services due to stigma and discrimination	...

PEOPLE WHO INJECT DRUGS

Estimated size of population	...
HIV prevalence	...
Know their HIV status	...
Antiretroviral therapy coverage	...
Condom use	...
Clean needle use at last injection	...
Needles and syringes distributed per person who injects (2016)	...
Coverage of HIV prevention programmes	...
Coverage of opioid substitution therapy (2016)	...
Naloxone available (2016)	...
Safe injection rooms available (2016)	...
Avoidance of services due to stigma and discrimination	...

GAY MEN AND OTHER MEN WHO HAVE SEX WITH MEN

Estimated size of population	...
HIV prevalence	...
Know their HIV status	...
Antiretroviral therapy coverage	...
Condom use	...
Condoms distributed to men who have sex with men in prevention programmes (2016)	...
Coverage of HIV prevention programmes	...
Avoidance of services due to stigma and discrimination	...

TRANSGENDER PEOPLE

Estimated size of population	...
HIV prevalence	...
Know their HIV status	...
Antiretroviral therapy coverage	...
Condom use	...
Coverage of HIV prevention programmes	...
Avoidance of services due to stigma and discrimination	...

PRISONERS

Estimated size of population	...
HIV prevalence	...
Antiretroviral therapy coverage	...
HIV prevention programmes in prisons (2016)	...
Condoms distributed	...
Clean needles distributed	...
Prisoners on opioid substitution therapy	...

Unless indicated otherwise, data are from the most recent survey available between 2011 and 2015. Financial data are currently being validated and may be revised. For updates, please see <http://aidsinfo.unaids.org>.

UKRAINE

THE HIV EPIDEMIC

	2005	2010	2016
New HIV infections	16 000 [14 000–19 000]	16 000 [13 000–18 000]	17 000 [13 000–19 000]
HIV incidence per 1000 population	0.35 [0.3–0.41]	0.36 [0.28–0.39]	0.38 [0.3–0.42]
AIDS-related deaths	11 000 [8600–13 000]	12 000 [9900–13 000]	8500 [6400–10 000]
People living with HIV	200 000 [190 000–220 000]	200 000 [200 000–220 000]	240 000 [220 000–260 000]

90-90-90

People living with HIV who:	2016	
Know their HIV status	130 000	56% [51%–61%]
Are on treatment	88 000	37% [34%–40%]
Adults on antiretroviral therapy	85 000	36% [33%–39%]
Are virally suppressed	52 000	22% [20%–24%]

CHILDREN AND PREGNANT WOMEN

	2010	2016
New HIV infections—children	<500 [<500–<500]	<500 [<500–<500]
Antiretroviral therapy coverage — children	66% [60%–73%]	64% [56%–69%]
Coverage of pregnant women living with HIV accessing antiretroviral medicines	>95% [>95%–>95%]	84% [71%–93%]

HIV COMORBIDITIES

Estimated number of incident TB cases among people living with HIV (2015)	9000 [5700–13 000]
Proportion of people living with HIV with active TB in HIV care	...
Cervical cancer screening of women living with HIV	...

HIV PREVENTION

Knowledge of HIV prevention among young people (15–24)	23%
Condom use at last higher-risk sex (with a non-marital, non-cohabiting partner)	
Males	62%
Females	51.6%
Women aged 15–49 who have their demand for family planning satisfied with modern methods	...
Men aged 15–49 who are circumcised	2.3%
Male circumcisions performed according to national standards (2016)	Not applicable
People on PrEP (2016)	...

STIGMA AND DISCRIMINATION

People who report they would not buy vegetables from a shopkeeper living with HIV	65.1%
---	-------

POLICIES AND REGULATIONS

	2016
Community delivery of treatment	No
Laws requiring parental consent for adolescents to access sexual and reproductive health services	Yes, <14 years
TRIPS flexibilities incorporated in national legislation	Yes

Laws or policies restricting entry, stay and residence of people living with HIV	No
Criminalization of transmission of, nondisclosure of, or exposure to HIV	Yes
Recommended CD4 level for treatment initiation	TREAT ALL

HIV EXPENDITURE

	2015
Total expenditure	US\$ 97 737 794
Domestic public expenditure	US\$ 29 401 491
Domestic private expenditure	US\$ 2 446 728
International expenditure	US\$ 65 889 575

KEY POPULATIONS

SEX WORKERS

Estimated size of population	80 100
HIV prevalence	7%
Know HIV status	67%
Antiretroviral therapy coverage	...
Condom use	94%
Condoms distributed to sex workers enrolled in prevention programmes (2016)	185
Coverage of HIV prevention programmes	...
Avoidance of services due to stigma and discrimination	...

PEOPLE WHO INJECT DRUGS

Estimated size of population	346 900
HIV prevalence	21.9%
Know their HIV status	49%
Antiretroviral therapy coverage	...
Condom use	48%
Clean needle use at last injection	96.5%
Needles and syringes distributed per person who injects (2016)	71
Coverage of HIV prevention programmes	...
Coverage of opioid substitution therapy (2016)	3.2%
Naloxone available (2016)	No
Safe injection rooms available (2016)	No
Avoidance of services due to stigma and discrimination	...

GAY MEN AND OTHER MEN WHO HAVE SEX WITH MEN

Estimated size of population	181 500
HIV prevalence	8.5%
Know their HIV status	56.8%
Antiretroviral therapy coverage	...
Condom use	70.9%
Condoms distributed to men who have sex with men in prevention programmes (2016)	106
Coverage of HIV prevention programmes	...
Avoidance of services due to stigma and discrimination	...

TRANSGENDER PEOPLE

Estimated size of population	...
HIV prevalence	...
Know their HIV status	...
Antiretroviral therapy coverage	...
Condom use	...
Coverage of HIV prevention programmes	...
Avoidance of services due to stigma and discrimination	...

PRISONERS

Estimated size of population	...
HIV prevalence	...
Antiretroviral therapy coverage	50.3%
HIV prevention programmes in prisons (2016)	
Condoms distributed	25 881
Clean needles distributed	...
Prisoners on opioid substitution therapy	...

Unless indicated otherwise, data are from the most recent survey available between 2011 and 2015. Financial data are currently being validated and may be revised. For updates, please see <http://aidsinfo.unaids.org>.

UZBEKISTAN

THE HIV EPIDEMIC

	2005	2010	2016
New HIV infections
HIV incidence per 1000 population
AIDS-related deaths
People living with HIV

90-90-90

People living with HIV who:	2016	
Know their HIV status
Are on treatment	16 000	...
Adults on antiretroviral therapy
Are virally suppressed	14 000	...

CHILDREN AND PREGNANT WOMEN

	2010	2016
New HIV infections—children
Antiretroviral therapy coverage — children
Coverage of pregnant women living with HIV accessing antiretroviral medicines

HIV COMORBIDITIES

Estimated number of incident TB cases among people living with HIV (2015)	1200 [<1000-1700]
Proportion of people living with HIV with active TB in HIV care	14.6%
Cervical cancer screening of women living with HIV	...

HIV PREVENTION

Knowledge of HIV prevention among young people (15-24)	...
Condom use at last higher-risk sex (with a non-marital, non-cohabiting partner)	...
Males	...
Females	...
Women aged 15-49 who have their demand for family planning satisfied with modern methods	...
Men aged 15-49 who are circumcised	Not applicable
Male circumcisions performed according to national standards (2016)	Not applicable
People on PrEP (2016)	...

STIGMA AND DISCRIMINATION

People who report having discriminatory attitudes towards people living with HIV	...
--	-----

POLICIES AND REGULATIONS

	2016
Community delivery of treatment	No
Laws requiring parental consent for adolescents to access sexual and reproductive health services	...
TRIPS flexibilities incorporated in national legislation	No

Laws or policies restricting entry, stay and residence of people living with HIV	No
Criminalization of transmission of, nondisclosure of, or exposure to HIV	...
Recommended CD4 level for treatment initiation	≤500 cells/mm3

HIV EXPENDITURE

	2015
Total expenditure	US\$ 27 562 950
Domestic public expenditure	US\$ 20 514 263
Domestic private expenditure	...
International expenditure	US\$ 7 048 687

KEY POPULATIONS

SEX WORKERS	
Estimated size of population	22 000
HIV prevalence	2.9%
Know their HIV status	...
Antiretroviral therapy coverage	...
Condom use	51.7%
Condoms distributed to sex workers enrolled in prevention programmes (2016)	...
Coverage of HIV prevention programmes	...
Avoidance of services due to stigma and discrimination	...

PEOPLE WHO INJECT DRUGS

Estimated size of population	48 000
HIV prevalence	5.6%
Know their HIV status	...
Antiretroviral therapy coverage	...
Condom use	45.1%
Clean needle use at last injection	85.1%
Needles and syringes distributed per person who injects (2016)	...
Coverage of HIV prevention programmes	...
Coverage of opioid substitution therapy (2016)	...
Naloxone available (2016)	...
Safe injection rooms available (2016)	No
Avoidance of services due to stigma and discrimination	...

GAY MEN AND OTHER MEN WHO HAVE SEX WITH MEN

Estimated size of population	...
HIV prevalence	...
Know their HIV status	...
Antiretroviral therapy coverage	...
Condom use	94.6%
Condoms distributed to men who have sex with men in prevention programmes (2016)	...
Coverage of HIV prevention programmes	...
Avoidance of services due to stigma and discrimination	...

TRANSGENDER PEOPLE

Estimated size of population	...
HIV prevalence	...
Know their HIV status	...
Antiretroviral therapy coverage	...
Condom use	...
Coverage of HIV prevention programmes	...
Avoidance of services due to stigma and discrimination	...

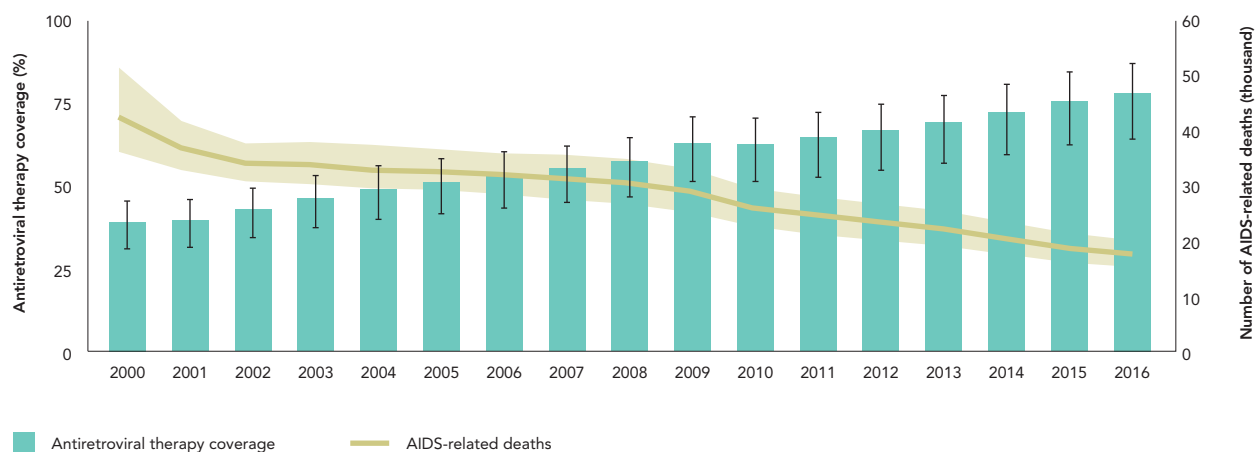
PRISONERS

Estimated size of population	...
HIV prevalence	...
Antiretroviral therapy coverage	...
HIV prevention programmes in prisons (2016)	...
Condoms distributed	...
Clean needles distributed	...
Prisoners on opioid substitution therapy	...

Unless indicated otherwise, data are from the most recent survey available between 2011 and 2015. Financial data are currently being validated and may be revised. For updates, please see <http://aidsinfo.unaids.org>.

WESTERN AND CENTRAL EUROPE AND NORTH AMERICA OVERVIEW

HIGH COVERAGE OF TREATMENT BRINGS AIDS-RELATED MORTALITY UNDER 20 000 A YEAR

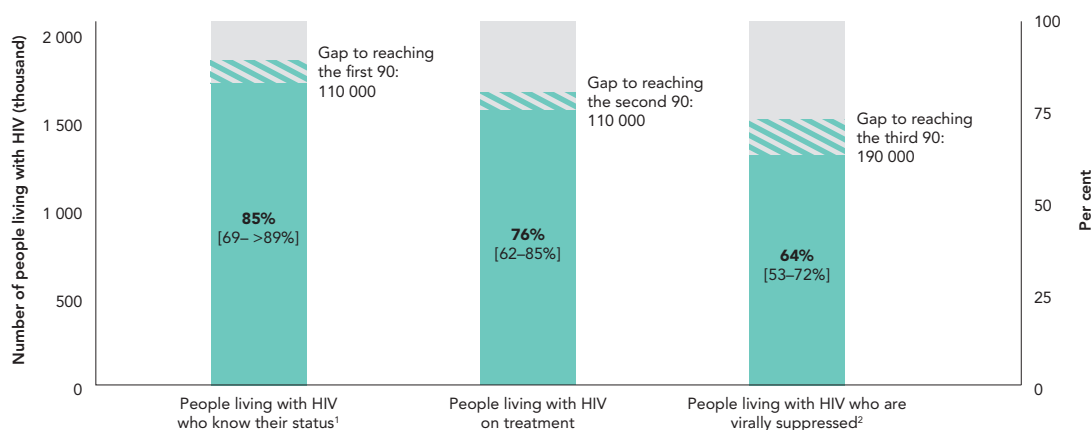


ANTIRETROVIRAL THERAPY COVERAGE AND NUMBER OF AIDS-RELATED DEATHS, WESTERN AND CENTRAL EUROPE AND NORTH AMERICA, 2000–2016

High and rising coverage of antiretroviral therapy has played a primary role in the reduction of AIDS-related deaths from an estimated 43 000 [36 000–52 000] in 2000 to an estimated 18 000 [15 000–20 000] in 2016.

Source: Global AIDS Monitoring, 2017. UNAIDS 2017 estimates.

HIV TESTING AND TREATMENT CASCADE IN WESTERN AND CENTRAL EUROPE AND NORTH AMERICA



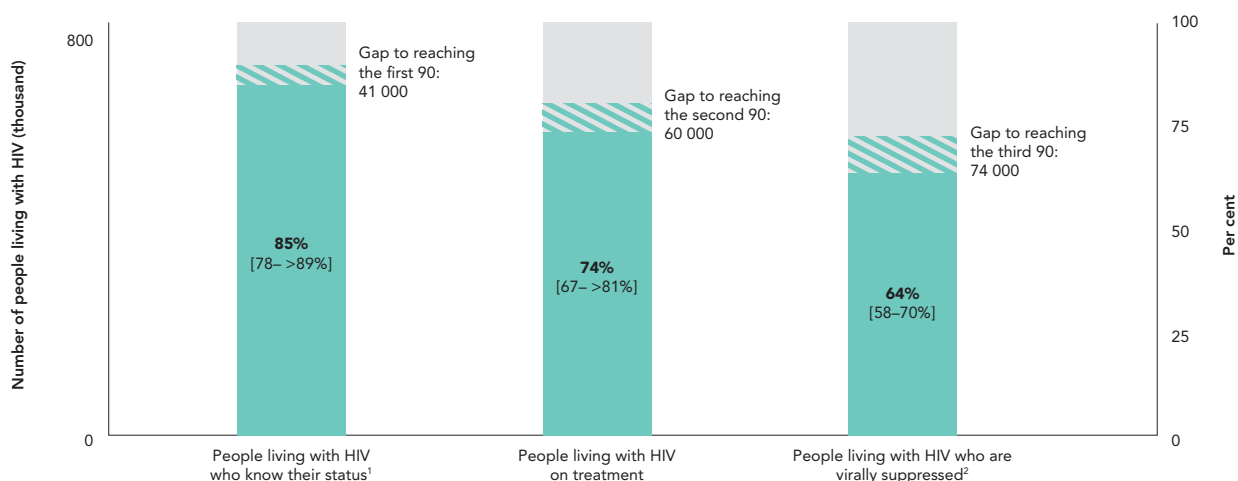
KNOWLEDGE OF HIV STATUS, ANTIRETROVIRAL THERAPY COVERAGE AND VIRAL SUPPRESSION AMONG PEOPLE LIVING WITH HIV, WESTERN AND CENTRAL EUROPE AND NORTH AMERICA, 2015

Source: UNAIDS special analysis, 2017; see annex on methods for more details.

¹ 2016 measure derived from data reported by 25 countries, which accounted for 99% of people living with HIV in western and central Europe and North America.

² 2016 measure derived from data reported by 14 countries. Regionally, 100% of all people on antiretroviral therapy were reported to have received a viral load test during the reporting period.

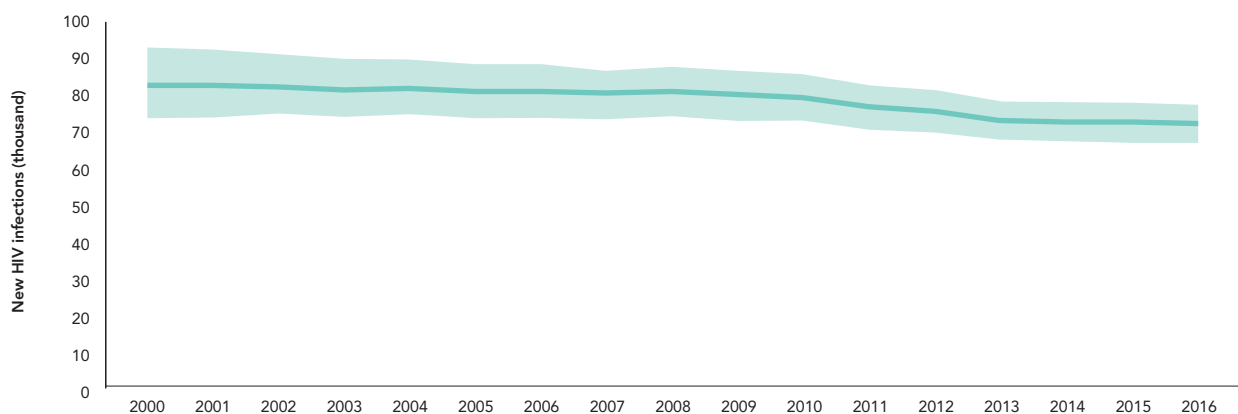
HIV TESTING AND TREATMENT CASCADE IN THE EUROPEAN UNION



KNOWLEDGE OF HIV STATUS, ANTIRETROVIRAL THERAPY COVERAGE AND VIRAL SUPPRESSION AMONG PEOPLE LIVING WITH HIV, EUROPEAN UNION, 2016

Source: UNAIDS special analysis, 2017; see annex on methods for more details.

DECLINES IN NEW INFECTIONS IN THE REGION TEMPERED BY INCREASES IN CZECHIA, SERBIA AND SLOVAKIA



NUMBER OF NEW HIV INFECTIONS, ADULTS (AGED 15 YEARS AND OLDER), WESTERN AND CENTRAL EUROPE AND NORTH AMERICA, 2000-2016

Source: UNAIDS 2017 estimates.



DISTRIBUTION OF NEW HIV INFECTIONS, BY COUNTRY, WESTERN AND CENTRAL EUROPE AND NORTH AMERICA, 2016

Source: UNAIDS 2017 estimates.

PERCENT CHANGE IN NEW HIV INFECTIONS, BY COUNTRY, WESTERN AND CENTRAL EUROPE AND NORTH AMERICA, FROM 2010 TO 2016

Source: UNAIDS 2017 estimates.

ANDORRA

THE HIV EPIDEMIC

	2005	2010	2016
New HIV infections
HIV incidence per 1000 population
AIDS-related deaths
People living with HIV

90-90-90

	2016	
People living with HIV who: Know their HIV status
Are on treatment	<100	...
Adults on antiretroviral therapy
Are virally suppressed

CHILDREN AND PREGNANT WOMEN

	2010	2016
New HIV infections—children
Antiretroviral therapy coverage — children
Coverage of pregnant women living with HIV accessing antiretroviral medicines

HIV COMORBIDITIES

Estimated number of incident TB cases among people living with HIV (2015)	...
Proportion of people living with HIV with active TB in HIV care	...
Cervical cancer screening of women living with HIV	...

HIV PREVENTION

Knowledge of HIV prevention among young people (15-24)	...
Condom use at last higher-risk sex (with a non-marital, non-cohabiting partner)	...
Males	...
Females	...
Women aged 15-49 who have their demand for family planning satisfied with modern methods	...
Men aged 15-49 who are circumcised	Not applicable
Male circumcisions performed according to national standards (2016)	Not applicable
People on PrEP (2016)	...

STIGMA AND DISCRIMINATION

People who report having discriminatory attitudes towards people living with HIV	...
--	-----

POLICIES AND REGULATIONS

	2016
Community delivery of treatment	...
Laws requiring parental consent for adolescents to access sexual and reproductive health services	...
TRIPS flexibilities incorporated in national legislation	...

Laws or policies restricting entry, stay and residence of people living with HIV	...
Criminalization of transmission of, nondisclosure of, or exposure to HIV	...
Recommended CD4 level for treatment initiation	Data not reported

HIV EXPENDITURE

Total expenditure	...
Domestic public expenditure	...
Domestic private expenditure	...
International expenditure	...

KEY POPULATIONS

SEX WORKERS

Estimated size of population	...
HIV prevalence	...
Know HIV status	...
Antiretroviral therapy coverage	...
Condom use	...
Condoms distributed to sex workers enrolled in prevention programmes (2016)	...
Coverage of HIV prevention programmes	...
Avoidance of services due to stigma and discrimination	...

PEOPLE WHO INJECT DRUGS

Estimated size of population	...
HIV prevalence	...
Know their HIV status	...
Antiretroviral therapy coverage	...
Condom use	...
Clean needle use at last injection	...
Needles and syringes distributed per person who injects (2016)	...
Coverage of HIV prevention programmes	...
Coverage of opioid substitution therapy (2016)	...
Naloxone available (2016)	...
Safe injection rooms available (2016)	...
Avoidance of services due to stigma and discrimination	...

GAY MEN AND OTHER MEN WHO HAVE SEX WITH MEN

Estimated size of population	...
HIV prevalence	...
Know their HIV status	...
Antiretroviral therapy coverage	...
Condom use	...
Condoms distributed to men who have sex with men in prevention programmes (2016)	...
Coverage of HIV prevention programmes	...
Avoidance of services due to stigma and discrimination	...

TRANSGENDER PEOPLE

Estimated size of population	...
HIV prevalence	...
Know their HIV status	...
Antiretroviral therapy coverage	...
Condom use	...
Coverage of HIV prevention programmes	...
Avoidance of services due to stigma and discrimination	...

PRISONERS

Estimated size of population	...
HIV prevalence	...
Antiretroviral therapy coverage	...
HIV prevention programmes in prisons (2016)	...
Condoms distributed	...
Clean needles distributed	...
Prisoners on opioid substitution therapy	...

Unless indicated otherwise, data are from the most recent survey available between 2011 and 2015. Financial data are currently being validated and may be revised. For updates, please see <http://aidsinfo.unaids.org>.

AUSTRIA

THE HIV EPIDEMIC

	2005	2010	2016
New HIV infections
HIV incidence per 1000 population
AIDS-related deaths
People living with HIV

90-90-90

	2016	
People living with HIV who: Know their HIV status
Are on treatment
Adults on antiretroviral therapy
Are virally suppressed

CHILDREN AND PREGNANT WOMEN

	2010	2016
New HIV infections—children
Antiretroviral therapy coverage — children
Coverage of pregnant women living with HIV accessing antiretroviral medicines

HIV COMORBIDITIES

Estimated number of incident TB cases among people living with HIV (2015)	<100 [<100-<100]
Proportion of people living with HIV with active TB in HIV care	...
Cervical cancer screening of women living with HIV	...

HIV PREVENTION

Knowledge of HIV prevention among young people (15-24)	...
Condom use at last higher-risk sex (with a non-marital, non-cohabiting partner)	...
Males	...
Females	...
Women aged 15-49 who have their demand for family planning satisfied with modern methods	...
Men aged 15-49 who are circumcised	Not applicable
Male circumcisions performed according to national standards (2016)	Not applicable
People on PrEP (2016)	...

STIGMA AND DISCRIMINATION

People who report having discriminatory attitudes towards people living with HIV	...
--	-----

POLICIES AND REGULATIONS

	2016
Community delivery of treatment	...
Laws requiring parental consent for adolescents to access sexual and reproductive health services	...
TRIPS flexibilities incorporated in national legislation	...

Laws or policies restricting entry, stay and residence of people living with HIV	...
Criminalization of transmission of, nondisclosure of, or exposure to HIV	...
Recommended CD4 level for treatment initiation	TREAT ALL

HIV EXPENDITURE

Total expenditure	...
Domestic public expenditure	...
Domestic private expenditure	...
International expenditure	...

KEY POPULATIONS

SEX WORKERS

Estimated size of population	...
HIV prevalence	...
Know HIV status	...
Antiretroviral therapy coverage	...
Condom use	...
Condoms distributed to sex workers enrolled in prevention programmes (2016)	...
Coverage of HIV prevention programmes	...
Avoidance of services due to stigma and discrimination	...

PEOPLE WHO INJECT DRUGS

Estimated size of population	...
HIV prevalence	...
Know their HIV status	...
Antiretroviral therapy coverage	...
Condom use	...
Clean needle use at last injection	...
Needles and syringes distributed per person who injects (2016)	...
Coverage of HIV prevention programmes	...
Coverage of opioid substitution therapy (2016)	...
Naloxone available (2016)	...
Safe injection rooms available (2016)	...
Avoidance of services due to stigma and discrimination	...

GAY MEN AND OTHER MEN WHO HAVE SEX WITH MEN

Estimated size of population	...
HIV prevalence	...
Know their HIV status	...
Antiretroviral therapy coverage	...
Condom use	...
Condoms distributed to men who have sex with men in prevention programmes (2016)	...
Coverage of HIV prevention programmes	...
Avoidance of services due to stigma and discrimination	...

TRANSGENDER PEOPLE

Estimated size of population	...
HIV prevalence	...
Know their HIV status	...
Antiretroviral therapy coverage	...
Condom use	...
Coverage of HIV prevention programmes	...
Avoidance of services due to stigma and discrimination	...

PRISONERS

Estimated size of population	...
HIV prevalence	...
Antiretroviral therapy coverage	...
HIV prevention programmes in prisons (2016)	...
Condoms distributed	...
Clean needles distributed	...
Prisoners on opioid substitution therapy	...

Unless indicated otherwise, data are from the most recent survey available between 2011 and 2015. Financial data are currently being validated and may be revised. For updates, please see <http://aidsinfo.unaids.org>.

BELGIUM

THE HIV EPIDEMIC

	2005	2010	2016
New HIV infections
HIV incidence per 1000 population
AIDS-related deaths
People living with HIV

90-90-90

People living with HIV who:	2016	
Know their HIV status
Are on treatment
Adults on antiretroviral therapy
Are virally suppressed

CHILDREN AND PREGNANT WOMEN

	2010	2016
New HIV infections—children
Antiretroviral therapy coverage — children
Coverage of pregnant women living with HIV accessing antiretroviral medicines

HIV COMORBIDITIES

Estimated number of incident TB cases among people living with HIV (2015)	<100 [<100-<100]
Proportion of people living with HIV with active TB in HIV care	...
Cervical cancer screening of women living with HIV	...

HIV PREVENTION

Knowledge of HIV prevention among young people (15-24)	...
Condom use at last higher-risk sex (with a non-marital, non-cohabiting partner)	...
Males	...
Females	...
Women aged 15-49 who have their demand for family planning satisfied with modern methods	...
Men aged 15-49 who are circumcised	Not applicable
Male circumcisions performed according to national standards (2016)	Not applicable
People on PrEP (2016)	...

STIGMA AND DISCRIMINATION

People who report having discriminatory attitudes towards people living with HIV	...
--	-----

POLICIES AND REGULATIONS

	2016
Community delivery of treatment	...
Laws requiring parental consent for adolescents to access sexual and reproductive health services	...
TRIPS flexibilities incorporated in national legislation	...

Laws or policies restricting entry, stay and residence of people living with HIV	...
Criminalization of transmission of, nondisclosure of, or exposure to HIV	...
Recommended CD4 level for treatment initiation	≤500 cells/mm3

HIV EXPENDITURE

Total expenditure	...
Domestic public expenditure	...
Domestic private expenditure	...
International expenditure	...

KEY POPULATIONS

SEX WORKERS

Estimated size of population	...
HIV prevalence	0.7%
Know their HIV status	...
Antiretroviral therapy coverage	...
Condom use	...
Condoms distributed to sex workers enrolled in prevention programmes (2016)	...
Coverage of HIV prevention programmes	...
Avoidance of services due to stigma and discrimination	...

PEOPLE WHO INJECT DRUGS

Estimated size of population	...
HIV prevalence	...
Know their HIV status	...
Antiretroviral therapy coverage	...
Condom use	22%
Clean needle use at last injection	...
Needles and syringes distributed per person who injects (2016)	...
Coverage of HIV prevention programmes	...
Coverage of opioid substitution therapy (2016)	...
Naloxone available (2016)	...
Safe injection rooms available (2016)	...
Avoidance of services due to stigma and discrimination	...

GAY MEN AND OTHER MEN WHO HAVE SEX WITH MEN

Estimated size of population	...
HIV prevalence	12.3%
Know their HIV status	...
Antiretroviral therapy coverage	...
Condom use	60.7%
Condoms distributed to men who have sex with men in prevention programmes (2016)	...
Coverage of HIV prevention programmes	...
Avoidance of services due to stigma and discrimination	...

TRANSGENDER PEOPLE

Estimated size of population	...
HIV prevalence	...
Know their HIV status	...
Antiretroviral therapy coverage	...
Condom use	...
Coverage of HIV prevention programmes	...
Avoidance of services due to stigma and discrimination	...

PRISONERS

Estimated size of population	...
HIV prevalence	...
Antiretroviral therapy coverage	...
HIV prevention programmes in prisons (2016)	...
Condoms distributed	...
Clean needles distributed	...
Prisoners on opioid substitution therapy	...

Unless indicated otherwise, data are from the most recent survey available between 2011 and 2015. Financial data are currently being validated and may be revised. For updates, please see <http://aidsinfo.unaids.org>.

CANADA

THE HIV EPIDEMIC

	2005	2010	2016
New HIV infections
HIV incidence per 1000 population
AIDS-related deaths
People living with HIV

90-90-90

	2016	
People living with HIV who: Know their HIV status
Are on treatment
Adults on antiretroviral therapy
Are virally suppressed

CHILDREN AND PREGNANT WOMEN

	2010	2016
New HIV infections—children
Antiretroviral therapy coverage — children
Coverage of pregnant women living with HIV accessing antiretroviral medicines

HIV COMORBIDITIES

Estimated number of incident TB cases among people living with HIV (2015)	<200 [<200-<200]
Proportion of people living with HIV with active TB in HIV care	...
Cervical cancer screening of women living with HIV	...

HIV PREVENTION

Knowledge of HIV prevention among young people (15-24)	...
Condom use at last higher-risk sex (with a non-marital, non-cohabiting partner)	...
Males	...
Females	...
Women aged 15-49 who have their demand for family planning satisfied with modern methods	...
Men aged 15-49 who are circumcised	Not applicable
Male circumcisions performed according to national standards (2016)	Not applicable
People on PrEP (2016)	...

STIGMA AND DISCRIMINATION

People who report having discriminatory attitudes towards people living with HIV	...
--	-----

POLICIES AND REGULATIONS

	2016
Community delivery of treatment	...
Laws requiring parental consent for adolescents to access sexual and reproductive health services	...
TRIPS flexibilities incorporated in national legislation	...

Laws or policies restricting entry, stay and residence of people living with HIV	...
Criminalization of transmission of, nondisclosure of, or exposure to HIV	...
Recommended CD4 level for treatment initiation	TREAT ALL

HIV EXPENDITURE

Total expenditure	...
Domestic public expenditure	...
Domestic private expenditure	...
International expenditure	...

KEY POPULATIONS

SEX WORKERS

Estimated size of population	...
HIV prevalence	...
Know their HIV status	...
Antiretroviral therapy coverage	...
Condom use	...
Condoms distributed to sex workers enrolled in prevention programmes (2016)	...
Coverage of HIV prevention programmes	...
Avoidance of services due to stigma and discrimination	...

PEOPLE WHO INJECT DRUGS

Estimated size of population	89 855
HIV prevalence	...
Know their HIV status	...
Antiretroviral therapy coverage	...
Condom use	...
Clean needle use at last injection	...
Needles and syringes distributed per person who injects (2016)	...
Coverage of HIV prevention programmes	...
Coverage of opioid substitution therapy (2016)	...
Naloxone available (2016)	...
Safe injection rooms available (2016)	...
Avoidance of services due to stigma and discrimination	...

GAY MEN AND OTHER MEN WHO HAVE SEX WITH MEN

Estimated size of population	349 837
HIV prevalence	...
Know their HIV status	...
Antiretroviral therapy coverage	...
Condom use	...
Condoms distributed to men who have sex with men in prevention programmes (2016)	...
Coverage of HIV prevention programmes	...
Avoidance of services due to stigma and discrimination	...

TRANSGENDER PEOPLE

Estimated size of population	...
HIV prevalence	...
Know their HIV status	...
Antiretroviral therapy coverage	...
Condom use	...
Coverage of HIV prevention programmes	...
Avoidance of services due to stigma and discrimination	...

PRISONERS

Estimated size of population	...
HIV prevalence	...
Antiretroviral therapy coverage	...
HIV prevention programmes in prisons (2016)	...
Condoms distributed	...
Clean needles distributed	...
Prisoners on opioid substitution therapy	...

Unless indicated otherwise, data are from the most recent survey available between 2011 and 2015. Financial data are currently being validated and may be revised. For updates, please see <http://aidsinfo.unaids.org>.

DENMARK

THE HIV EPIDEMIC

	2005	2010	2016
New HIV infections
HIV incidence per 1000 population
AIDS-related deaths
People living with HIV

90-90-90

	2016	
People living with HIV who:		
Know their HIV status	5000	91% [<1%–<1%]
Are on treatment	4,700	85%
Adults on antiretroviral therapy
Are virally suppressed	4,400	80% [<1%–<1%]

CHILDREN AND PREGNANT WOMEN

	2010	2016
New HIV infections—children
Antiretroviral therapy coverage — children
Coverage of pregnant women living with HIV accessing antiretroviral medicines

HIV COMORBIDITIES

Estimated number of incident TB cases among people living with HIV (2015)	<100 [<100–<100]
Proportion of people living with HIV with active TB in HIV care	...
Cervical cancer screening of women living with HIV	...

HIV PREVENTION

Knowledge of HIV prevention among young people (15-24)	...
Condom use at last higher-risk sex (with a non-marital, non-cohabiting partner)	...
Males	...
Females	...
Women aged 15-49 who have their demand for family planning satisfied with modern methods	...
Men aged 15-49 who are circumcised	Not applicable
Male circumcisions performed according to national standards (2016)	Not applicable
People on PrEP (2016)	...

STIGMA AND DISCRIMINATION

People who report having discriminatory attitudes towards people living with HIV	...
--	-----

POLICIES AND REGULATIONS

	2016
Community delivery of treatment	...
Laws requiring parental consent for adolescents to access sexual and reproductive health services	...
TRIPS flexibilities incorporated in national legislation	...

Laws or policies restricting entry, stay and residence of people living with HIV	...
Criminalization of transmission of, nondisclosure of, or exposure to HIV	...
Recommended CD4 level for treatment initiation	TREAT ALL

HIV EXPENDITURE

Total expenditure	...
Domestic public expenditure	...
Domestic private expenditure	...
International expenditure	...

KEY POPULATIONS

SEX WORKERS

Estimated size of population	...
HIV prevalence	...
Know HIV status	...
Antiretroviral therapy coverage	...
Condom use	...
Condoms distributed to sex workers enrolled in prevention programmes (2016)	...
Coverage of HIV prevention programmes	...
Avoidance of services due to stigma and discrimination	...

PEOPLE WHO INJECT DRUGS

Estimated size of population	...
HIV prevalence	...
Know their HIV status	...
Antiretroviral therapy coverage	...
Condom use	...
Clean needle use at last injection	...
Needles and syringes distributed per person who injects (2016)	...
Coverage of HIV prevention programmes	...
Coverage of opioid substitution therapy (2016)	...
Naloxone available (2016)	...
Safe injection rooms available (2016)	...
Avoidance of services due to stigma and discrimination	...

GAY MEN AND OTHER MEN WHO HAVE SEX WITH MEN

Estimated size of population	...
HIV prevalence	...
Know their HIV status	...
Antiretroviral therapy coverage	...
Condom use	...
Condoms distributed to men who have sex with men in prevention programmes (2016)	...
Coverage of HIV prevention programmes	...
Avoidance of services due to stigma and discrimination	...

TRANSGENDER PEOPLE

Estimated size of population	...
HIV prevalence	...
Know their HIV status	...
Antiretroviral therapy coverage	...
Condom use	...
Coverage of HIV prevention programmes	...
Avoidance of services due to stigma and discrimination	...

PRISONERS

Estimated size of population	...
HIV prevalence	...
Antiretroviral therapy coverage	...
HIV prevention programmes in prisons (2016)	...
Condoms distributed	...
Clean needles distributed	...
Prisoners on opioid substitution therapy	...

Unless indicated otherwise, data are from the most recent survey available between 2011 and 2015. Financial data are currently being validated and may be revised. For updates, please see <http://aidsinfo.unaids.org>.

FINLAND

THE HIV EPIDEMIC

	2005	2010	2016
New HIV infections
HIV incidence per 1000 population
AIDS-related deaths
People living with HIV

90-90-90

People living with HIV who:	2016	
Know their HIV status
Are on treatment
Adults on antiretroviral therapy
Are virally suppressed

CHILDREN AND PREGNANT WOMEN

	2010	2016
New HIV infections—children
Antiretroviral therapy coverage — children
Coverage of pregnant women living with HIV accessing antiretroviral medicines

HIV COMORBIDITIES

Estimated number of incident TB cases among people living with HIV (2015)	<100 [<100-<100]
Proportion of people living with HIV with active TB in HIV care	...
Cervical cancer screening of women living with HIV	...

HIV PREVENTION

Knowledge of HIV prevention among young people (15-24)	...
Condom use at last higher-risk sex (with a non-marital, non-cohabiting partner)	...
Males	...
Females	...
Women aged 15-49 who have their demand for family planning satisfied with modern methods	...
Men aged 15-49 who are circumcised	Not applicable
Male circumcisions performed according to national standards (2016)	Not applicable
People on PrEP (2016)	...

STIGMA AND DISCRIMINATION

People who report having discriminatory attitudes towards people living with HIV	...
--	-----

POLICIES AND REGULATIONS

	2016
Community delivery of treatment	...
Laws requiring parental consent for adolescents to access sexual and reproductive health services	...
TRIPS flexibilities incorporated in national legislation	...

Laws or policies restricting entry, stay and residence of people living with HIV	...
Criminalization of transmission of, nondisclosure of, or exposure to HIV	...
Recommended CD4 level for treatment initiation	TREAT ALL

HIV EXPENDITURE

Total expenditure	...
Domestic public expenditure	...
Domestic private expenditure	...
International expenditure	...

KEY POPULATIONS

SEX WORKERS

Estimated size of population	...
HIV prevalence	...
Know their HIV status	...
Antiretroviral therapy coverage	...
Condom use	...
Condoms distributed to sex workers enrolled in prevention programmes (2016)	...
Coverage of HIV prevention programmes	...
Avoidance of services due to stigma and discrimination	...

PEOPLE WHO INJECT DRUGS

Estimated size of population	...
HIV prevalence	1.2%
Know their HIV status	...
Antiretroviral therapy coverage	...
Condom use	...
Clean needle use at last injection	...
Needles and syringes distributed per person who injects (2016)	...
Coverage of HIV prevention programmes	...
Coverage of opioid substitution therapy (2016)	...
Naloxone available (2016)	...
Safe injection rooms available (2016)	...
Avoidance of services due to stigma and discrimination	...

GAY MEN AND OTHER MEN WHO HAVE SEX WITH MEN

Estimated size of population	...
HIV prevalence	...
Know their HIV status	...
Antiretroviral therapy coverage	...
Condom use	...
Condoms distributed to men who have sex with men in prevention programmes (2016)	...
Coverage of HIV prevention programmes	...
Avoidance of services due to stigma and discrimination	...

TRANSGENDER PEOPLE

Estimated size of population	...
HIV prevalence	...
Know their HIV status	...
Antiretroviral therapy coverage	...
Condom use	...
Coverage of HIV prevention programmes	...
Avoidance of services due to stigma and discrimination	...

PRISONERS

Estimated size of population	...
HIV prevalence	...
Antiretroviral therapy coverage	...
HIV prevention programmes in prisons (2016)	...
Condoms distributed	...
Clean needles distributed	...
Prisoners on opioid substitution therapy	...

Unless indicated otherwise, data are from the most recent survey available between 2011 and 2015. Financial data are currently being validated and may be revised. For updates, please see <http://aidsinfo.unaids.org>.

FRANCE

THE HIV EPIDEMIC

	2005	2010	2016
New HIV infections	6200 [5600–7000]	6200 [5600–6800]	6000 [5600–6600]
HIV incidence per 1000 population	0.10 [0.1–0.11]	0.10 [0.1–0.11]	0.09 [0.09–0.1]
AIDS-related deaths	<1000 [<1000–1100]	<1000 [<1000–<1000]	<1000 [<1000–<1000]
People living with HIV	130 000 [110 000–140 000]	150 000 [140 000–170 000]	180 000 [170 000–200 000]

90-90-90

People living with HIV who:	2016	
Know their HIV status
Are on treatment	140 000	78% [71%–85%]
Adults on antiretroviral therapy	140 000	78% [71%–85%]
Are virally suppressed

CHILDREN AND PREGNANT WOMEN

	2010	2016
New HIV infections—children	<100 [<100–<100]	<100 [<100–<100]
Antiretroviral therapy coverage — children	78% [69%–88%]	>95% [90%–>95%]
Coverage of pregnant women living with HIV accessing antiretroviral medicines	>95% [95%–>95%]	>95% [95%–>95%]

HIV COMORBIDITIES

Estimated number of incident TB cases among people living with HIV (2015)	<500 [<500–<1000]
Proportion of people living with HIV with active TB in HIV care	...
Cervical cancer screening of women living with HIV	...

HIV PREVENTION

Knowledge of HIV prevention among young people (15–24)	...
Condom use at last higher-risk sex (with a non-marital, non-cohabiting partner)	...
Males	...
Females	...
Women aged 15–49 who have their demand for family planning satisfied with modern methods	...
Men aged 15–49 who are circumcised	Not applicable
Male circumcisions performed according to national standards (2016)	Not applicable
People on PrEP (2016)	...

STIGMA AND DISCRIMINATION

People who report having discriminatory attitudes towards people living with HIV	...
--	-----

POLICIES AND REGULATIONS

	2016
Community delivery of treatment	...
Laws requiring parental consent for adolescents to access sexual and reproductive health services	...
TRIPS flexibilities incorporated in national legislation	...

Laws or policies restricting entry, stay and residence of people living with HIV	...
Criminalization of transmission of, nondisclosure of, or exposure to HIV	...
Recommended CD4 level for treatment initiation	TREAT ALL

HIV EXPENDITURE

Total expenditure	...
Domestic public expenditure	...
Domestic private expenditure	...
International expenditure	...

KEY POPULATIONS

SEX WORKERS

Estimated size of population	...
HIV prevalence	...
Know HIV status	...
Antiretroviral therapy coverage	...
Condom use	...
Condoms distributed to sex workers enrolled in prevention programmes (2016)	...
Coverage of HIV prevention programmes	...
Avoidance of services due to stigma and discrimination	...

PEOPLE WHO INJECT DRUGS

Estimated size of population	...
HIV prevalence	...
Know their HIV status	...
Antiretroviral therapy coverage	...
Condom use	...
Clean needle use at last injection	...
Needles and syringes distributed per person who injects (2016)	...
Coverage of HIV prevention programmes	...
Coverage of opioid substitution therapy (2016)	...
Naloxone available (2016)	...
Safe injection rooms available (2016)	...
Avoidance of services due to stigma and discrimination	...

GAY MEN AND OTHER MEN WHO HAVE SEX WITH MEN

Estimated size of population	...
HIV prevalence	...
Know their HIV status	...
Antiretroviral therapy coverage	...
Condom use	...
Condoms distributed to men who have sex with men in prevention programmes (2016)	...
Coverage of HIV prevention programmes	...
Avoidance of services due to stigma and discrimination	...

TRANSGENDER PEOPLE

Estimated size of population	...
HIV prevalence	...
Know their HIV status	...
Antiretroviral therapy coverage	...
Condom use	...
Coverage of HIV prevention programmes	...
Avoidance of services due to stigma and discrimination	...

PRISONERS

Estimated size of population	...
HIV prevalence	...
Antiretroviral therapy coverage	...
HIV prevention programmes in prisons (2016)	...
Condoms distributed	...
Clean needles distributed	...
Prisoners on opioid substitution therapy	...

Unless indicated otherwise, data are from the most recent survey available between 2011 and 2015. Financial data are currently being validated and may be revised. For updates, please see <http://aidsinfo.unaids.org>.

GERMANY

THE HIV EPIDEMIC

	2005	2010	2016
New HIV infections
HIV incidence per 1000 population
AIDS-related deaths
People living with HIV

90-90-90

People living with HIV who:	2016	
Know their HIV status
Are on treatment	62 600	...
Adults on antiretroviral therapy	62 500	...
Are virally suppressed

CHILDREN AND PREGNANT WOMEN

	2010	2016
New HIV infections—children
Antiretroviral therapy coverage — children
Coverage of pregnant women living with HIV accessing antiretroviral medicines

HIV COMORBIDITIES

Estimated number of incident TB cases among people living with HIV (2015)	<200 [<200–<500]
Proportion of people living with HIV with active TB in HIV care	...
Cervical cancer screening of women living with HIV	...

HIV PREVENTION

Knowledge of HIV prevention among young people (15-24)	...
Condom use at last higher-risk sex (with a non-marital, non-cohabiting partner)	...
Males	...
Females	...
Women aged 15-49 who have their demand for family planning satisfied with modern methods	...
Men aged 15-49 who are circumcised	Not applicable
Male circumcisions performed according to national standards (2016)	Not applicable
People on PrEP (2016)	...

STIGMA AND DISCRIMINATION

People who report having discriminatory attitudes towards people living with HIV	...
--	-----

POLICIES AND REGULATIONS

	2016
Community delivery of treatment	No
Laws requiring parental consent for adolescents to access sexual and reproductive health services	Yes, <14 years
TRIPS flexibilities incorporated in national legislation	No data available

Laws or policies restricting entry, stay and residence of people living with HIV	No
Criminalization of transmission of, nondisclosure of, or exposure to HIV	No*
Recommended CD4 level for treatment initiation	TREAT ALL

HIV EXPENDITURE

Total expenditure	...
Domestic public expenditure	...
Domestic private expenditure	...
International expenditure	...

KEY POPULATIONS

SEX WORKERS

Estimated size of population	...
HIV prevalence	...
Know their HIV status	...
Antiretroviral therapy coverage	...
Condom use	...
Condoms distributed to sex workers enrolled in prevention programmes (2016)	...
Coverage of HIV prevention programmes	...
Avoidance of services due to stigma and discrimination	...

PEOPLE WHO INJECT DRUGS

Estimated size of population	...
HIV prevalence	4.9%
Know their HIV status	63.7%
Antiretroviral therapy coverage	56%
Condom use	38%
Clean needle use at last injection	90.2%
Needles and syringes distributed per person who injects (2016)	...
Coverage of HIV prevention programmes	85.6%
Coverage of opioid substitution therapy (2016)	45.2%
Naloxone available (2016)	Yes
Safe injection rooms available (2016)	Yes
Avoidance of services due to stigma and discrimination	...

GAY MEN AND OTHER MEN WHO HAVE SEX WITH MEN

Estimated size of population	750 000
HIV prevalence	6%
Know their HIV status	...
Antiretroviral therapy coverage	87.6%
Condom use	...
Condoms distributed to men who have sex with men in prevention programmes (2016)	...
Coverage of HIV prevention programmes	...
Avoidance of services due to stigma and discrimination	...

TRANSGENDER PEOPLE

Estimated size of population	...
HIV prevalence	...
Know their HIV status	...
Antiretroviral therapy coverage	...
Condom use	...
Coverage of HIV prevention programmes	...
Avoidance of services due to stigma and discrimination	...

PRISONERS

Estimated size of population	52 412
HIV prevalence	...
Antiretroviral therapy coverage	...
HIV prevention programmes in prisons (2016)	...
Condoms distributed	...
Clean needles distributed	...
Prisoners on opioid substitution therapy	...

Unless indicated otherwise, data are from the most recent survey available between 2011 and 2015. Financial data are currently being validated and may be revised. For updates, please see <http://aidsinfo.unaids.org>.
* No, but prosecutions exist based on general criminal laws.

GREECE

THE HIV EPIDEMIC

	2005	2010	2016
New HIV infections
HIV incidence per 1000 population
AIDS-related deaths
People living with HIV

90-90-90

People living with HIV who:	2016	
Know their HIV status
Are on treatment
Adults on antiretroviral therapy
Are virally suppressed

CHILDREN AND PREGNANT WOMEN

	2010	2016
New HIV infections—children
Antiretroviral therapy coverage — children
Coverage of pregnant women living with HIV accessing antiretroviral medicines

HIV COMORBIDITIES

Estimated number of incident TB cases among people living with HIV (2015)	<100 [<100-<100]
Proportion of people living with HIV with active TB in HIV care	...
Cervical cancer screening of women living with HIV	...

HIV PREVENTION

Knowledge of HIV prevention among young people (15-24)	...
Condom use at last higher-risk sex (with a non-marital, non-cohabiting partner)	...
Males	...
Females	...
Women aged 15-49 who have their demand for family planning satisfied with modern methods	...
Men aged 15-49 who are circumcised	Not applicable
Male circumcisions performed according to national standards (2016)	Not applicable
People on PrEP (2016)	...

STIGMA AND DISCRIMINATION

People who report having discriminatory attitudes towards people living with HIV	...
--	-----

POLICIES AND REGULATIONS

	2016
Community delivery of treatment	...
Laws requiring parental consent for adolescents to access sexual and reproductive health services	...
TRIPS flexibilities incorporated in national legislation	...

Laws or policies restricting entry, stay and residence of people living with HIV	...
Criminalization of transmission of, nondisclosure of, or exposure to HIV	...
Recommended CD4 level for treatment initiation	TREAT ALL

HIV EXPENDITURE

Total expenditure	...
Domestic public expenditure	...
Domestic private expenditure	...
International expenditure	...

KEY POPULATIONS

SEX WORKERS

Estimated size of population	...
HIV prevalence	...
Know their HIV status	...
Antiretroviral therapy coverage	...
Condom use	...
Condoms distributed to sex workers enrolled in prevention programmes (2016)	...
Coverage of HIV prevention programmes	...
Avoidance of services due to stigma and discrimination	...

PEOPLE WHO INJECT DRUGS

Estimated size of population	...
HIV prevalence	8.5%
Know their HIV status	...
Antiretroviral therapy coverage	...
Condom use	47.7%
Clean needle use at last injection	86%
Needles and syringes distributed per person who injects (2016)	...
Coverage of HIV prevention programmes	...
Coverage of opioid substitution therapy (2016)	...
Naloxone available (2016)	...
Safe injection rooms available (2016)	...
Avoidance of services due to stigma and discrimination	...

GAY MEN AND OTHER MEN WHO HAVE SEX WITH MEN

Estimated size of population	...
HIV prevalence	...
Know their HIV status	...
Antiretroviral therapy coverage	...
Condom use	...
Condoms distributed to men who have sex with men in prevention programmes (2016)	...
Coverage of HIV prevention programmes	...
Avoidance of services due to stigma and discrimination	...

TRANSGENDER PEOPLE

Estimated size of population	...
HIV prevalence	...
Know their HIV status	...
Antiretroviral therapy coverage	...
Condom use	...
Coverage of HIV prevention programmes	...
Avoidance of services due to stigma and discrimination	...

PRISONERS

Estimated size of population	...
HIV prevalence	1.3%
Antiretroviral therapy coverage	...
HIV prevention programmes in prisons (2016)	...
Condoms distributed	...
Clean needles distributed	...
Prisoners on opioid substitution therapy	...

Unless indicated otherwise, data are from the most recent survey available between 2011 and 2015. Financial data are currently being validated and may be revised. For updates, please see <http://aidsinfo.unaids.org>.

ICELAND

THE HIV EPIDEMIC

	2005	2010	2016
New HIV infections
HIV incidence per 1000 population
AIDS-related deaths
People living with HIV

90-90-90

People living with HIV who:	2016	
Know their HIV status
Are on treatment	<500	>95%
Adults on antiretroviral therapy	200	...
Are virally suppressed	<200	89% [<1%–<1%]

CHILDREN AND PREGNANT WOMEN

	2010	2016
New HIV infections—children
Antiretroviral therapy coverage — children
Coverage of pregnant women living with HIV accessing antiretroviral medicines

HIV COMORBIDITIES

Estimated number of incident TB cases among people living with HIV (2015)	<100 [<100–<100]
Proportion of people living with HIV with active TB in HIV care	...
Cervical cancer screening of women living with HIV	...

HIV PREVENTION

Knowledge of HIV prevention among young people (15-24)	...
Condom use at last higher-risk sex (with a non-marital, non-cohabiting partner)	...
Males	...
Females	...
Women aged 15-49 who have their demand for family planning satisfied with modern methods	...
Men aged 15-49 who are circumcised	Not applicable
Male circumcisions performed according to national standards (2016)	Not applicable
People on PrEP (2016)	...

STIGMA AND DISCRIMINATION

People who report having discriminatory attitudes towards people living with HIV	...
--	-----

POLICIES AND REGULATIONS

	2016
Community delivery of treatment	No
Laws requiring parental consent for adolescents to access sexual and reproductive health services	No
TRIPS flexibilities incorporated in national legislation	No

Laws or policies restricting entry, stay and residence of people living with HIV	No
Criminalization of transmission of, nondisclosure of, or exposure to HIV	No*
Recommended CD4 level for treatment initiation	TREAT ALL

HIV EXPENDITURE

Total expenditure	...
Domestic public expenditure	...
Domestic private expenditure	...
International expenditure	...

KEY POPULATIONS

SEX WORKERS

Estimated size of population	...
HIV prevalence	...
Know their HIV status	...
Antiretroviral therapy coverage	...
Condom use	...
Condoms distributed to sex workers enrolled in prevention programmes (2016)	...
Coverage of HIV prevention programmes	...
Avoidance of services due to stigma and discrimination	...

PEOPLE WHO INJECT DRUGS

Estimated size of population	...
HIV prevalence	...
Know their HIV status	...
Antiretroviral therapy coverage	...
Condom use	...
Clean needle use at last injection	...
Needles and syringes distributed per person who injects (2016)	...
Coverage of HIV prevention programmes	...
Coverage of opioid substitution therapy (2016)	...
Naloxone available (2016)	Yes
Safe injection rooms available (2016)	No
Avoidance of services due to stigma and discrimination	...

GAY MEN AND OTHER MEN WHO HAVE SEX WITH MEN

Estimated size of population	...
HIV prevalence	...
Know their HIV status	...
Antiretroviral therapy coverage	...
Condom use	...
Condoms distributed to men who have sex with men in prevention programmes (2016)	...
Coverage of HIV prevention programmes	...
Avoidance of services due to stigma and discrimination	...

TRANSGENDER PEOPLE

Estimated size of population	...
HIV prevalence	...
Know their HIV status	...
Antiretroviral therapy coverage	...
Condom use	...
Coverage of HIV prevention programmes	...
Avoidance of services due to stigma and discrimination	...

PRISONERS

Estimated size of population	...
HIV prevalence	...
Antiretroviral therapy coverage	...
HIV prevention programmes in prisons (2016)	...
Condoms distributed	...
Clean needles distributed	...
Prisoners on opioid substitution therapy	...

Unless indicated otherwise, data are from the most recent survey available between 2011 and 2015. Financial data are currently being validated and may be revised. For updates, please see <http://aidsinfo.unaids.org>.
* No, but prosecutions exist based on general criminal laws.

IRELAND

THE HIV EPIDEMIC

	2005	2010	2016
New HIV infections	<500 [<500-<500]	<500 [<500-<500]	<500 [<500-<500]
HIV incidence per 1000 population	0.08 [0.08-0.08]	0.07 [0.07-0.08]	0.06 [0.06-0.07]
AIDS-related deaths
People living with HIV	4400 [4000-4800]	5300 [4800-5700]	6200 [5700-6700]

90-90-90

	2016	
People living with HIV who:		
Know their HIV status	5300	85% [<1%-<1%]
Are on treatment	4,800	77% [71%-83%]
Adults on antiretroviral therapy	4700	76% [70%-82%]
Are virally suppressed

CHILDREN AND PREGNANT WOMEN

	2010	2016
New HIV infections—children	<100 [<100-<100]	<100 [<100-<100]
Antiretroviral therapy coverage — children	78% [>95%->95%]	>95% [>95%->95%]
Coverage of pregnant women living with HIV accessing antiretroviral medicines	>95% [88%->95%]	>95% [88%->95%]

HIV COMORBIDITIES

Estimated number of incident TB cases among people living with HIV (2015)	<100 [<100-<100]
Proportion of people living with HIV with active TB in HIV care	...
Cervical cancer screening of women living with HIV	...

HIV PREVENTION

Knowledge of HIV prevention among young people (15-24)	...
Condom use at last higher-risk sex (with a non-marital, non-cohabiting partner)	...
Males	...
Females	...
Women aged 15-49 who have their demand for family planning satisfied with modern methods	...
Men aged 15-49 who are circumcised	Not applicable
Male circumcisions performed according to national standards (2016)	Not applicable
People on PrEP (2016)	...

STIGMA AND DISCRIMINATION

People who report having discriminatory attitudes towards people living with HIV	...
--	-----

POLICIES AND REGULATIONS

	2016
Community delivery of treatment	No
Laws requiring parental consent for adolescents to access sexual and reproductive health services	Yes, <16 years
TRIPS flexibilities incorporated in national legislation	No data available

Laws or policies restricting entry, stay and residence of people living with HIV	No
Criminalization of transmission of, nondisclosure of, or exposure to HIV	No*
Recommended CD4 level for treatment initiation	TREAT ALL

HIV EXPENDITURE

Total expenditure	...
Domestic public expenditure	...
Domestic private expenditure	...
International expenditure	...

KEY POPULATIONS

SEX WORKERS	
Estimated size of population	1 000
HIV prevalence	...
Know their HIV status	...
Antiretroviral therapy coverage	...
Condom use	...
Condoms distributed to sex workers enrolled in prevention programmes (2016)	...
Coverage of HIV prevention programmes	...
Avoidance of services due to stigma and discrimination	...

PEOPLE WHO INJECT DRUGS

Estimated size of population	16 382
HIV prevalence	...
Know their HIV status	...
Antiretroviral therapy coverage	...
Condom use	...
Clean needle use at last injection	...
Needles and syringes distributed per person who injects (2016)	...
Coverage of HIV prevention programmes	...
Coverage of opioid substitution therapy (2016)	88.4%
Naloxone available (2016)	Yes
Safe injection rooms available (2016)	No
Avoidance of services due to stigma and discrimination	...

GAY MEN AND OTHER MEN WHO HAVE SEX WITH MEN

Estimated size of population	86 496
HIV prevalence	7.8%
Know their HIV status	63.3%
Antiretroviral therapy coverage	78.9%
Condom use	56.9%
Condoms distributed to men who have sex with men in prevention programmes (2016)	...
Coverage of HIV prevention programmes	26.1%
Avoidance of services due to stigma and discrimination	...

TRANSGENDER PEOPLE

Estimated size of population	...
HIV prevalence	...
Know their HIV status	...
Antiretroviral therapy coverage	...
Condom use	...
Coverage of HIV prevention programmes	...
Avoidance of services due to stigma and discrimination	...

PRISONERS

Estimated size of population	3 800
HIV prevalence	...
Antiretroviral therapy coverage	...
HIV prevention programmes in prisons (2016)	...
Condoms distributed	...
Clean needles distributed	...
Prisoners on opioid substitution therapy	...

Unless indicated otherwise, data are from the most recent survey available between 2011 and 2015. Financial data are currently being validated and may be revised. For updates, please see <http://aidsinfo.unaids.org>.
* No, but prosecutions exist based on general criminal laws.

ITALY

THE HIV EPIDEMIC

	2005	2010	2016
New HIV infections	4900 [4700–5300]	3800 [3400–4100]	3600 [3200–4000]
HIV incidence per 1000 population	0.08 [0.08–0.09]	0.06 [0.06–0.07]	0.06 [0.06–0.07]
AIDS-related deaths
People living with HIV	120 000 [120 000–130 000]	130 000 [120 000–140 000]	130 000 [120 000–150 000]

90-90-90

People living with HIV who:	2016	
Know their HIV status
Are on treatment	107 000	80% [72%–89%]
Adults on antiretroviral therapy	107 000	80% [72%–88%]
Are virally suppressed

CHILDREN AND PREGNANT WOMEN

	2010	2016
New HIV infections—children	<100 [<100–<100]	<100 [<100–<100]
Antiretroviral therapy coverage — children	80% [63%–94%]	94% [78%–95%]
Coverage of pregnant women living with HIV accessing antiretroviral medicines	66% [56%–77%]	58% [50%–66%]

HIV COMORBIDITIES

Estimated number of incident TB cases among people living with HIV (2015)	<500 [<200–<500]
Proportion of people living with HIV with active TB in HIV care	...
Cervical cancer screening of women living with HIV	...

HIV PREVENTION

Knowledge of HIV prevention among young people (15-24)	...
Condom use at last higher-risk sex (with a non-marital, non-cohabiting partner)	...
Males	...
Females	...
Women aged 15-49 who have their demand for family planning satisfied with modern methods	...
Men aged 15-49 who are circumcised	Not applicable
Male circumcisions performed according to national standards (2016)	Not applicable
People on PrEP (2016)	...

STIGMA AND DISCRIMINATION

People who report having discriminatory attitudes towards people living with HIV	...
--	-----

POLICIES AND REGULATIONS

	2016
Community delivery of treatment	...
Laws requiring parental consent for adolescents to access sexual and reproductive health services	...
TRIPS flexibilities incorporated in national legislation	...

Laws or policies restricting entry, stay and residence of people living with HIV	...
Criminalization of transmission of, nondisclosure of, or exposure to HIV	...
Recommended CD4 level for treatment initiation	TREAT ALL

HIV EXPENDITURE

Total expenditure	...
Domestic public expenditure	...
Domestic private expenditure	...
International expenditure	...

KEY POPULATIONS

SEX WORKERS

Estimated size of population	...
HIV prevalence	...
Know their HIV status	...
Antiretroviral therapy coverage	...
Condom use	...
Condoms distributed to sex workers enrolled in prevention programmes (2016)	...
Coverage of HIV prevention programmes	...
Avoidance of services due to stigma and discrimination	...

PEOPLE WHO INJECT DRUGS

Estimated size of population	...
HIV prevalence	20.9%
Know their HIV status	...
Antiretroviral therapy coverage	...
Condom use	...
Clean needle use at last injection	...
Needles and syringes distributed per person who injects (2016)	...
Coverage of HIV prevention programmes	...
Coverage of opioid substitution therapy (2016)	...
Naloxone available (2016)	...
Safe injection rooms available (2016)	...
Avoidance of services due to stigma and discrimination	...

GAY MEN AND OTHER MEN WHO HAVE SEX WITH MEN

Estimated size of population	...
HIV prevalence	...
Know their HIV status	...
Antiretroviral therapy coverage	...
Condom use	...
Condoms distributed to men who have sex with men in prevention programmes (2016)	...
Coverage of HIV prevention programmes	...
Avoidance of services due to stigma and discrimination	...

TRANSGENDER PEOPLE

Estimated size of population	...
HIV prevalence	...
Know their HIV status	...
Antiretroviral therapy coverage	...
Condom use	...
Coverage of HIV prevention programmes	...
Avoidance of services due to stigma and discrimination	...

PRISONERS

Estimated size of population	...
HIV prevalence	...
Antiretroviral therapy coverage	...
HIV prevention programmes in prisons (2016)	...
Condoms distributed	...
Clean needles distributed	...
Prisoners on opioid substitution therapy	...

Unless indicated otherwise, data are from the most recent survey available between 2011 and 2015. Financial data are currently being validated and may be revised. For updates, please see <http://aidsinfo.unaids.org>.

LUXEMBOURG

THE HIV EPIDEMIC

	2005	2010	2016
New HIV infections	<100 [<100–<100]	<100 [<100–<200]	<200 [<100–<200]
HIV incidence per 1000 population	0.18 [0.17–0.19]	0.19 [0.18–0.2]	0.18 [0.17–0.2]
AIDS-related deaths	<100 [<100–<100]	<100 [<100–<100]	<100 [<100–<100]
People living with HIV

90-90-90

	2016	
People living with HIV who:		
Know their HIV status	<1000	85% [<1%–<1%]
Are on treatment	<1000	75%
Adults on antiretroviral therapy	770	...
Are virally suppressed	<1000	68% [<1%–<1%]

CHILDREN AND PREGNANT WOMEN

	2010	2016
New HIV infections—children	<100 [<100–<100]	<100 [<100–<100]
Antiretroviral therapy coverage — children
Coverage of pregnant women living with HIV accessing antiretroviral medicines	0% [0%–0%]	56% [53%–59%]

HIV COMORBIDITIES

Estimated number of incident TB cases among people living with HIV (2015)	<100 [<100–<100]
Proportion of people living with HIV with active TB in HIV care	...
Cervical cancer screening of women living with HIV	...

HIV PREVENTION

Knowledge of HIV prevention among young people (15-24)	...
Condom use at last higher-risk sex (with a non-marital, non-cohabiting partner)	...
Males	...
Females	...
Women aged 15-49 who have their demand for family planning satisfied with modern methods	...
Men aged 15-49 who are circumcised	Not applicable
Male circumcisions performed according to national standards (2016)	Not applicable
People on PrEP (2016)	...

STIGMA AND DISCRIMINATION

People who report having discriminatory attitudes towards people living with HIV	...
--	-----

POLICIES AND REGULATIONS

	2016
Community delivery of treatment	No
Laws requiring parental consent for adolescents to access sexual and reproductive health services	No
TRIPS flexibilities incorporated in national legislation	No

Laws or policies restricting entry, stay and residence of people living with HIV	No
Criminalization of transmission of, nondisclosure of, or exposure to HIV	No*
Recommended CD4 level for treatment initiation	TREAT ALL

HIV EXPENDITURE

Total expenditure	...
Domestic public expenditure	...
Domestic private expenditure	...
International expenditure	...

KEY POPULATIONS

SEX WORKERS

Estimated size of population	...
HIV prevalence	...
Know their HIV status	...
Antiretroviral therapy coverage	78.6%
Condom use	...
Condoms distributed to sex workers enrolled in prevention programmes (2016)	...
Coverage of HIV prevention programmes	...
Avoidance of services due to stigma and discrimination	...

PEOPLE WHO INJECT DRUGS

Estimated size of population	...
HIV prevalence	...
Know their HIV status	...
Antiretroviral therapy coverage	79.8%
Condom use	...
Clean needle use at last injection	...
Needles and syringes distributed per person who injects (2016)	...
Coverage of HIV prevention programmes	...
Coverage of opioid substitution therapy (2016)	...
Naloxone available (2016)	No
Safe injection rooms available (2016)	Yes
Avoidance of services due to stigma and discrimination	...

GAY MEN AND OTHER MEN WHO HAVE SEX WITH MEN

Estimated size of population	...
HIV prevalence	...
Know their HIV status	...
Antiretroviral therapy coverage	90.8%
Condom use	...
Condoms distributed to men who have sex with men in prevention programmes (2016)	...
Coverage of HIV prevention programmes	...
Avoidance of services due to stigma and discrimination	...

TRANSGENDER PEOPLE

Estimated size of population	...
HIV prevalence	...
Know their HIV status	...
Antiretroviral therapy coverage	...
Condom use	...
Coverage of HIV prevention programmes	...
Avoidance of services due to stigma and discrimination	...

PRISONERS

Estimated size of population	...
HIV prevalence	...
Antiretroviral therapy coverage	82.6%
HIV prevention programmes in prisons (2016)	...
Condoms distributed	...
Clean needles distributed	...
Prisoners on opioid substitution therapy	...

Unless indicated otherwise, data are from the most recent survey available between 2011 and 2015. Financial data are currently being validated and may be revised. For updates, please see <http://aidsinfo.unaids.org>.
* No, but prosecutions exist based on general criminal laws.

NETHERLANDS

THE HIV EPIDEMIC

	2005	2010	2016
New HIV infections	1100 [<1000–1200]	1000 [<1000–1200]	<500 [<500–<1000]
HIV incidence per 1000 population	0.07 [0.06–0.07]	0.06 [0.06–0.07]	0.03 [0.01–0.04]
AIDS-related deaths	<200 [<200–<500]	<200 [<200–<500]	<200 [<200–<500]
People living with HIV	16 000 [15 000–18 000]	20 000 [18 000–22 000]	23 000 [20 000–26 000]

90-90-90

People living with HIV who:	2016	
Know their HIV status
Are on treatment	18 600	80% [70%–90%]
Adults on antiretroviral therapy	18 500	80% [70%–90%]
Are virally suppressed

CHILDREN AND PREGNANT WOMEN

	2010	2016
New HIV infections—children	<100 [<100–<100]	<100 [<100–<100]
Antiretroviral therapy coverage — children	77% [>95%→95%]	>95% [>95%→95%]
Coverage of pregnant women living with HIV accessing antiretroviral medicines	>95% [88%→95%]	>95% [83%→95%]

HIV COMORBIDITIES

Estimated number of incident TB cases among people living with HIV (2015)	<100 [<100–<100]
Proportion of people living with HIV with active TB in HIV care	...
Cervical cancer screening of women living with HIV	...

HIV PREVENTION

Knowledge of HIV prevention among young people (15-24)	...
Condom use at last higher-risk sex (with a non-marital, non-cohabiting partner)	...
Males	...
Females	...
Women aged 15-49 who have their demand for family planning satisfied with modern methods	...
Men aged 15-49 who are circumcised	Not applicable
Male circumcisions performed according to national standards (2016)	Not applicable
People on PrEP (2016)	...

STIGMA AND DISCRIMINATION

People who report having discriminatory attitudes towards people living with HIV	...
--	-----

POLICIES AND REGULATIONS

	2016
Community delivery of treatment	...
Laws requiring parental consent for adolescents to access sexual and reproductive health services	...
TRIPS flexibilities incorporated in national legislation	...

Laws or policies restricting entry, stay and residence of people living with HIV	...
Criminalization of transmission of, nondisclosure of, or exposure to HIV	...
Recommended CD4 level for treatment initiation	TREAT ALL

HIV EXPENDITURE

Total expenditure	...
Domestic public expenditure	...
Domestic private expenditure	...
International expenditure	...

KEY POPULATIONS

SEX WORKERS

Estimated size of population	...
HIV prevalence	...
Know HIV status	...
Antiretroviral therapy coverage	...
Condom use	...
Condoms distributed to sex workers enrolled in prevention programmes (2016)	...
Coverage of HIV prevention programmes	...
Avoidance of services due to stigma and discrimination	...

PEOPLE WHO INJECT DRUGS

Estimated size of population	...
HIV prevalence	...
Know their HIV status	...
Antiretroviral therapy coverage	...
Condom use	...
Clean needle use at last injection	...
Needles and syringes distributed per person who injects (2016)	...
Coverage of HIV prevention programmes	...
Coverage of opioid substitution therapy (2016)	...
Naloxone available (2016)	...
Safe injection rooms available (2016)	...
Avoidance of services due to stigma and discrimination	...

GAY MEN AND OTHER MEN WHO HAVE SEX WITH MEN

Estimated size of population	...
HIV prevalence	...
Know their HIV status	...
Antiretroviral therapy coverage	...
Condom use	...
Condoms distributed to men who have sex with men in prevention programmes (2016)	...
Coverage of HIV prevention programmes	...
Avoidance of services due to stigma and discrimination	...

TRANSGENDER PEOPLE

Estimated size of population	...
HIV prevalence	...
Know their HIV status	...
Antiretroviral therapy coverage	...
Condom use	...
Coverage of HIV prevention programmes	...
Avoidance of services due to stigma and discrimination	...

PRISONERS

Estimated size of population	...
HIV prevalence	...
Antiretroviral therapy coverage	...
HIV prevention programmes in prisons (2016)	...
Condoms distributed	...
Clean needles distributed	...
Prisoners on opioid substitution therapy	...

Unless indicated otherwise, data are from the most recent survey available between 2011 and 2015. Financial data are currently being validated and may be revised. For updates, please see <http://aidsinfo.unaids.org>.

NORWAY

THE HIV EPIDEMIC

	2005	2010	2016
New HIV infections
HIV incidence per 1000 population
AIDS-related deaths
People living with HIV

90-90-90

People living with HIV who:	2016	
Know their HIV status
Are on treatment
Adults on antiretroviral therapy
Are virally suppressed

CHILDREN AND PREGNANT WOMEN

	2010	2016
New HIV infections—children
Antiretroviral therapy coverage — children
Coverage of pregnant women living with HIV accessing antiretroviral medicines

HIV COMORBIDITIES

Estimated number of incident TB cases among people living with HIV (2015)	<100 [<100-<100]
Proportion of people living with HIV with active TB in HIV care	...
Cervical cancer screening of women living with HIV	...

HIV PREVENTION

Knowledge of HIV prevention among young people (15-24)	...
Condom use at last higher-risk sex (with a non-marital, non-cohabiting partner)	...
Males	...
Females	...
Women aged 15-49 who have their demand for family planning satisfied with modern methods	...
Men aged 15-49 who are circumcised	Not applicable
Male circumcisions performed according to national standards (2016)	Not applicable
People on PrEP (2016)	...

STIGMA AND DISCRIMINATION

People who report having discriminatory attitudes towards people living with HIV	...
--	-----

POLICIES AND REGULATIONS

	2016
Community delivery of treatment	...
Laws requiring parental consent for adolescents to access sexual and reproductive health services	...
TRIPS flexibilities incorporated in national legislation	...

Laws or policies restricting entry, stay and residence of people living with HIV	...
Criminalization of transmission of, nondisclosure of, or exposure to HIV	...
Recommended CD4 level for treatment initiation	TREAT ALL

HIV EXPENDITURE

Total expenditure	...
Domestic public expenditure	...
Domestic private expenditure	...
International expenditure	...

KEY POPULATIONS

SEX WORKERS

Estimated size of population	...
HIV prevalence	...
Know HIV status	...
Antiretroviral therapy coverage	...
Condom use	...
Condoms distributed to sex workers enrolled in prevention programmes (2016)	...
Coverage of HIV prevention programmes	...
Avoidance of services due to stigma and discrimination	...

PEOPLE WHO INJECT DRUGS

Estimated size of population	...
HIV prevalence	...
Know their HIV status	...
Antiretroviral therapy coverage	...
Condom use	...
Clean needle use at last injection	...
Needles and syringes distributed per person who injects (2016)	...
Coverage of HIV prevention programmes	...
Coverage of opioid substitution therapy (2016)	...
Naloxone available (2016)	...
Safe injection rooms available (2016)	...
Avoidance of services due to stigma and discrimination	...

GAY MEN AND OTHER MEN WHO HAVE SEX WITH MEN

Estimated size of population	...
HIV prevalence	...
Know their HIV status	...
Antiretroviral therapy coverage	...
Condom use	...
Condoms distributed to men who have sex with men in prevention programmes (2016)	...
Coverage of HIV prevention programmes	...
Avoidance of services due to stigma and discrimination	...

TRANSGENDER PEOPLE

Estimated size of population	...
HIV prevalence	...
Know their HIV status	...
Antiretroviral therapy coverage	...
Condom use	...
Coverage of HIV prevention programmes	...
Avoidance of services due to stigma and discrimination	...

PRISONERS

Estimated size of population	...
HIV prevalence	...
Antiretroviral therapy coverage	...
HIV prevention programmes in prisons (2016)	...
Condoms distributed	...
Clean needles distributed	...
Prisoners on opioid substitution therapy	...

Unless indicated otherwise, data are from the most recent survey available between 2011 and 2015. Financial data are currently being validated and may be revised. For updates, please see <http://aidsinfo.unaids.org>.

PORTUGAL

THE HIV EPIDEMIC

	2005	2010	2016
New HIV infections
HIV incidence per 1000 population
AIDS-related deaths
People living with HIV

90-90-90

	2016	
People living with HIV who:		
Know their HIV status	34 000	76% [<1%–<1%]
Are on treatment	31 000	70%
Adults on antiretroviral therapy
Are virally suppressed	28 000	62% [<1%–<1%]

CHILDREN AND PREGNANT WOMEN

	2010	2016
New HIV infections—children
Antiretroviral therapy coverage — children
Coverage of pregnant women living with HIV accessing antiretroviral medicines

HIV COMORBIDITIES

Estimated number of incident TB cases among people living with HIV (2015)	<500 [<500–<500]
Proportion of people living with HIV with active TB in HIV care	...
Cervical cancer screening of women living with HIV	...

HIV PREVENTION

Knowledge of HIV prevention among young people (15-24)	...
Condom use at last higher-risk sex (with a non-marital, non-cohabiting partner)	...
Males	...
Females	...
Women aged 15-49 who have their demand for family planning satisfied with modern methods	...
Men aged 15-49 who are circumcised	Not applicable
Male circumcisions performed according to national standards (2016)	Not applicable
People on PrEP (2016)	...

STIGMA AND DISCRIMINATION

People who report having discriminatory attitudes towards people living with HIV	...
--	-----

POLICIES AND REGULATIONS

	2016
Community delivery of treatment	...
Laws requiring parental consent for adolescents to access sexual and reproductive health services	...
TRIPS flexibilities incorporated in national legislation	...

Laws or policies restricting entry, stay and residence of people living with HIV	...
Criminalization of transmission of, nondisclosure of, or exposure to HIV	...
Recommended CD4 level for treatment initiation	TREAT ALL

HIV EXPENDITURE

	2013
Total expenditure	US\$ 274 577 668
Domestic public expenditure	US\$ 274 577 668
Domestic private expenditure	...
International expenditure	...

KEY POPULATIONS

SEX WORKERS	
Estimated size of population	...
HIV prevalence	...
Know HIV status	...
Antiretroviral therapy coverage	...
Condom use	...
Condoms distributed to sex workers enrolled in prevention programmes (2016)	...
Coverage of HIV prevention programmes	...
Avoidance of services due to stigma and discrimination	...

PEOPLE WHO INJECT DRUGS

Estimated size of population	...
HIV prevalence	...
Know their HIV status	...
Antiretroviral therapy coverage	...
Condom use	...
Clean needle use at last injection	...
Needles and syringes distributed per person who injects (2016)	...
Coverage of HIV prevention programmes	...
Coverage of opioid substitution therapy (2016)	...
Naloxone available (2016)	...
Safe injection rooms available (2016)	...
Avoidance of services due to stigma and discrimination	...

GAY MEN AND OTHER MEN WHO HAVE SEX WITH MEN

Estimated size of population	...
HIV prevalence	...
Know their HIV status	...
Antiretroviral therapy coverage	...
Condom use	...
Condoms distributed to men who have sex with men in prevention programmes (2016)	...
Coverage of HIV prevention programmes	...
Avoidance of services due to stigma and discrimination	...

TRANSGENDER PEOPLE

Estimated size of population	...
HIV prevalence	...
Know their HIV status	...
Antiretroviral therapy coverage	...
Condom use	...
Coverage of HIV prevention programmes	...
Avoidance of services due to stigma and discrimination	...

PRISONERS

Estimated size of population	...
HIV prevalence	...
Antiretroviral therapy coverage	...
HIV prevention programmes in prisons (2016)	...
Condoms distributed	...
Clean needles distributed	...
Prisoners on opioid substitution therapy	...

Unless indicated otherwise, data are from the most recent survey available between 2011 and 2015. Financial data are currently being validated and may be revised. For updates, please see <http://aidsinfo.unaids.org>.

SPAIN

THE HIV EPIDEMIC

	2005	2010	2016
New HIV infections	4300 [3900–4700]	4300 [3900–4700]	3900 [3600–4200]
HIV incidence per 1000 population	0.10 [0.1–0.1]	0.09 [0.09–0.1]	0.09 [0.08–0.09]
AIDS-related deaths
People living with HIV	120 000 [100 000–130 000]	130 000 [120 000–140 000]	140 000 [130 000–160 000]

90-90-90

People living with HIV who:	2016	
Know their HIV status
Are on treatment	110 000	77% [71%–83%]
Adults on antiretroviral therapy	110 000	77% [71%–83%]
Are virally suppressed

CHILDREN AND PREGNANT WOMEN

	2010	2016
New HIV infections—children	<100 [<100–<100]	<100 [<100–<100]
Antiretroviral therapy coverage — children	74% [63%–87%]	>95% [88%–>95%]
Coverage of pregnant women living with HIV accessing antiretroviral medicines	>95% [92%–>95%]	>95% [>95%–>95%]

HIV COMORBIDITIES

Estimated number of incident TB cases among people living with HIV (2015)	<500 [<500–<500]
Proportion of people living with HIV with active TB in HIV care	...
Cervical cancer screening of women living with HIV	...

HIV PREVENTION

Knowledge of HIV prevention among young people (15–24)	...
Condom use at last higher-risk sex (with a non-marital, non-cohabiting partner)	...
Males	...
Females	...
Women aged 15–49 who have their demand for family planning satisfied with modern methods	...
Men aged 15–49 who are circumcised	Not applicable
Male circumcisions performed according to national standards (2016)	Not applicable
People on PrEP (2016)	...

STIGMA AND DISCRIMINATION

People who report having discriminatory attitudes towards people living with HIV	...
--	-----

POLICIES AND REGULATIONS

	2016
Community delivery of treatment	No
Laws requiring parental consent for adolescents to access sexual and reproductive health services	Yes, <16 years
TRIPS flexibilities incorporated in national legislation	No data available

Laws or policies restricting entry, stay and residence of people living with HIV	No
Criminalization of transmission of, nondisclosure of, or exposure to HIV	No*
Recommended CD4 level for treatment initiation	TREAT ALL

HIV EXPENDITURE

	2015
Total expenditure	US\$ 750 620 866
Domestic public expenditure	US\$ 750 620 866
Domestic private expenditure	...
International expenditure	...

KEY POPULATIONS

SEX WORKERS	
Estimated size of population	...
HIV prevalence	2%
Know HIV status	...
Antiretroviral therapy coverage	...
Condom use	...
Condoms distributed to sex workers enrolled in prevention programmes (2016)	...
Coverage of HIV prevention programmes	...
Avoidance of services due to stigma and discrimination	...

PEOPLE WHO INJECT DRUGS

Estimated size of population	...
HIV prevalence	...
Know their HIV status	...
Antiretroviral therapy coverage	...
Condom use	...
Clean needle use at last injection	...
Needles and syringes distributed per person who injects (2016)	...
Coverage of HIV prevention programmes	...
Coverage of opioid substitution therapy (2016)	...
Naloxone available (2016)	Yes
Safe injection rooms available (2016)	Yes
Avoidance of services due to stigma and discrimination	...

GAY MEN AND OTHER MEN WHO HAVE SEX WITH MEN

Estimated size of population	...
HIV prevalence	11.3%
Know their HIV status	...
Antiretroviral therapy coverage	...
Condom use	...
Condoms distributed to men who have sex with men in prevention programmes (2016)	...
Coverage of HIV prevention programmes	...
Avoidance of services due to stigma and discrimination	...

TRANSGENDER PEOPLE

Estimated size of population	...
HIV prevalence	13.3%
Know their HIV status	...
Antiretroviral therapy coverage	...
Condom use	...
Coverage of HIV prevention programmes	...
Avoidance of services due to stigma and discrimination	...

PRISONERS

Estimated size of population	...
HIV prevalence	5.4%
Antiretroviral therapy coverage	...
HIV prevention programmes in prisons (2016)	...
Condoms distributed	...
Clean needles distributed	...
Prisoners on opioid substitution therapy	...

Unless indicated otherwise, data are from the most recent survey available between 2011 and 2015. Financial data are currently being validated and may be revised. For updates, please see <http://aidsinfo.unaids.org>.
* No, but prosecutions exist based on general criminal laws.

SWEDEN

THE HIV EPIDEMIC

	2005	2010	2016
New HIV infections	<500 [<500–<1000]	<1000 [<500–<1000]	<1000 [<500–<1000]
HIV incidence per 1000 population	0.05 [0.05–0.06]	0.06 [0.05–0.06]	0.06 [0.05–0.06]
AIDS-related deaths	<500 [<500–<500]	<200 [<200–<500]	<100 [<100–<100]
People living with HIV	6900 [6200–7600]	8300 [7500–9200]	11 000 [10 000–12 000]

90-90-90

People living with HIV who:	2016	
Know their HIV status
Are on treatment	9,200	83% [77%–90%]
Adults on antiretroviral therapy	9200	83% [77%–90%]
Are virally suppressed

CHILDREN AND PREGNANT WOMEN

	2010	2016
New HIV infections—children	<100 [<100–<100]	<100 [<100–<100]
Antiretroviral therapy coverage — children	82% [71%–93%]	>95% [50%–>95%]
Coverage of pregnant women living with HIV accessing antiretroviral medicines	>95% [>95%–>95%]	>95% [>95%–>95%]

HIV COMORBIDITIES

Estimated number of incident TB cases among people living with HIV (2015)	<100 [<100–<100]
Proportion of people living with HIV with active TB in HIV care	...
Cervical cancer screening of women living with HIV	...

HIV PREVENTION

Knowledge of HIV prevention among young people (15-24)	...
Condom use at last higher-risk sex (with a non-marital, non-cohabiting partner)	...
Males	...
Females	...
Women aged 15-49 who have their demand for family planning satisfied with modern methods	...
Men aged 15-49 who are circumcised	Not applicable
Male circumcisions performed according to national standards (2016)	Not applicable
People on PrEP (2016)	...

STIGMA AND DISCRIMINATION

People who report having discriminatory attitudes towards people living with HIV	...
--	-----

POLICIES AND REGULATIONS

	2016
Community delivery of treatment	...
Laws requiring parental consent for adolescents to access sexual and reproductive health services	...
TRIPS flexibilities incorporated in national legislation	...

Laws or policies restricting entry, stay and residence of people living with HIV	...
Criminalization of transmission of, nondisclosure of, or exposure to HIV	...
Recommended CD4 level for treatment initiation	TREAT ALL

HIV EXPENDITURE

Total expenditure	...
Domestic public expenditure	...
Domestic private expenditure	...
International expenditure	...

KEY POPULATIONS

SEX WORKERS

Estimated size of population	...
HIV prevalence	...
Know HIV status	...
Antiretroviral therapy coverage	...
Condom use	...
Condoms distributed to sex workers enrolled in prevention programmes (2016)	...
Coverage of HIV prevention programmes	...
Avoidance of services due to stigma and discrimination	...

PEOPLE WHO INJECT DRUGS

Estimated size of population	8 000
HIV prevalence	...
Know their HIV status	...
Antiretroviral therapy coverage	...
Condom use	...
Clean needle use at last injection	...
Needles and syringes distributed per person who injects (2016)	...
Coverage of HIV prevention programmes	...
Coverage of opioid substitution therapy (2016)	...
Naloxone available (2016)	...
Safe injection rooms available (2016)	...
Avoidance of services due to stigma and discrimination	...

GAY MEN AND OTHER MEN WHO HAVE SEX WITH MEN

Estimated size of population	100 000
HIV prevalence	...
Know their HIV status	...
Antiretroviral therapy coverage	...
Condom use	45%
Condoms distributed to men who have sex with men in prevention programmes (2016)	...
Coverage of HIV prevention programmes	...
Avoidance of services due to stigma and discrimination	...

TRANSGENDER PEOPLE

Estimated size of population	...
HIV prevalence	...
Know their HIV status	...
Antiretroviral therapy coverage	...
Condom use	...
Coverage of HIV prevention programmes	...
Avoidance of services due to stigma and discrimination	...

PRISONERS

Estimated size of population	...
HIV prevalence	...
Antiretroviral therapy coverage	...
HIV prevention programmes in prisons (2016)	...
Condoms distributed	...
Clean needles distributed	...
Prisoners on opioid substitution therapy	...

Unless indicated otherwise, data are from the most recent survey available between 2011 and 2015. Financial data are currently being validated and may be revised. For updates, please see <http://aidsinfo.unaids.org>.

SWITZERLAND

THE HIV EPIDEMIC

	2005	2010	2016
New HIV infections
HIV incidence per 1000 population
AIDS-related deaths
People living with HIV

90-90-90

People living with HIV who:	2016	
Know their HIV status
Are on treatment
Adults on antiretroviral therapy
Are virally suppressed

CHILDREN AND PREGNANT WOMEN

	2010	2016
New HIV infections—children
Antiretroviral therapy coverage — children
Coverage of pregnant women living with HIV accessing antiretroviral medicines

HIV COMORBIDITIES

Estimated number of incident TB cases among people living with HIV (2015)	<100 [<100-<100]
Proportion of people living with HIV with active TB in HIV care	...
Cervical cancer screening of women living with HIV	...

HIV PREVENTION

Knowledge of HIV prevention among young people (15-24)	...
Condom use at last higher-risk sex (with a non-marital, non-cohabiting partner)	...
Males	...
Females	...
Women aged 15-49 who have their demand for family planning satisfied with modern methods	...
Men aged 15-49 who are circumcised	Not applicable
Male circumcisions performed according to national standards (2016)	Not applicable
People on PrEP (2016)	...

STIGMA AND DISCRIMINATION

People who report having discriminatory attitudes towards people living with HIV	...
--	-----

POLICIES AND REGULATIONS

	2016
Community delivery of treatment	...
Laws requiring parental consent for adolescents to access sexual and reproductive health services	...
TRIPS flexibilities incorporated in national legislation	...

Laws or policies restricting entry, stay and residence of people living with HIV	...
Criminalization of transmission of, nondisclosure of, or exposure to HIV	...
Recommended CD4 level for treatment initiation	TREAT ALL

HIV EXPENDITURE

	2016
Total expenditure	US\$ 7 179 990
Domestic public expenditure	US\$ 7 179 990
Domestic private expenditure	...
International expenditure	...

KEY POPULATIONS

SEX WORKERS

Estimated size of population	20 000
HIV prevalence	...
Know their HIV status	...
Antiretroviral therapy coverage	...
Condom use	57.14%
Condoms distributed to sex workers enrolled in prevention programmes (2016)	...
Coverage of HIV prevention programmes	...
Avoidance of services due to stigma and discrimination	...

PEOPLE WHO INJECT DRUGS

Estimated size of population	42 000
HIV prevalence	...
Know their HIV status	...
Antiretroviral therapy coverage	...
Condom use	...
Clean needle use at last injection	...
Needles and syringes distributed per person who injects (2016)	...
Coverage of HIV prevention programmes	...
Coverage of opioid substitution therapy (2016)	...
Naloxone available (2016)	...
Safe injection rooms available (2016)	...
Avoidance of services due to stigma and discrimination	...

GAY MEN AND OTHER MEN WHO HAVE SEX WITH MEN

Estimated size of population	80 000
HIV prevalence	...
Know their HIV status	...
Antiretroviral therapy coverage	...
Condom use	76.6%
Condoms distributed to men who have sex with men in prevention programmes (2016)	...
Coverage of HIV prevention programmes	...
Avoidance of services due to stigma and discrimination	...

TRANSGENDER PEOPLE

Estimated size of population	...
HIV prevalence	...
Know their HIV status	...
Antiretroviral therapy coverage	...
Condom use	...
Coverage of HIV prevention programmes	...
Avoidance of services due to stigma and discrimination	...

PRISONERS

Estimated size of population	6 884
HIV prevalence	...
Antiretroviral therapy coverage	...
HIV prevention programmes in prisons (2016)	...
Condoms distributed	...
Clean needles distributed	...
Prisoners on opioid substitution therapy	...

Unless indicated otherwise, data are from the most recent survey available between 2011 and 2015. Financial data are currently being validated and may be revised. For updates, please see <http://aidsinfo.unaids.org>.

UNITED KINGDOM

THE HIV EPIDEMIC

	2005	2010	2016
New HIV infections
HIV incidence per 1000 population
AIDS-related deaths
People living with HIV

90-90-90

	2016	
People living with HIV who: Know their HIV status
Are on treatment
Adults on antiretroviral therapy
Are virally suppressed

CHILDREN AND PREGNANT WOMEN

	2010	2016
New HIV infections—children
Antiretroviral therapy coverage — children
Coverage of pregnant women living with HIV accessing antiretroviral medicines

HIV COMORBIDITIES

Estimated number of incident TB cases among people living with HIV (2015)	<500
	[<500–<500]
Proportion of people living with HIV with active TB in HIV care	...
Cervical cancer screening of women living with HIV	...

HIV PREVENTION

Knowledge of HIV prevention among young people (15-24)	...
Condom use at last higher-risk sex (with a non-marital, non-cohabiting partner)	...
Males	...
Females	...
Women aged 15-49 who have their demand for family planning satisfied with modern methods	...
Men aged 15-49 who are circumcised	Not applicable
Male circumcisions performed according to national standards (2016)	Not applicable
People on PrEP (2016)	...

STIGMA AND DISCRIMINATION

People who report having discriminatory attitudes towards people living with HIV	...
--	-----

POLICIES AND REGULATIONS

	2016
Community delivery of treatment	...
Laws requiring parental consent for adolescents to access sexual and reproductive health services	...
TRIPS flexibilities incorporated in national legislation	...

Laws or policies restricting entry, stay and residence of people living with HIV	...
Criminalization of transmission of, nondisclosure of, or exposure to HIV	...
Recommended CD4 level for treatment initiation	TREAT ALL

HIV EXPENDITURE

Total expenditure	...
Domestic public expenditure	...
Domestic private expenditure	...
International expenditure	...

KEY POPULATIONS

SEX WORKERS

Estimated size of population	...
HIV prevalence	...
Know HIV status	...
Antiretroviral therapy coverage	...
Condom use	...
Condoms distributed to sex workers enrolled in prevention programmes (2016)	...
Coverage of HIV prevention programmes	...
Avoidance of services due to stigma and discrimination	...

PEOPLE WHO INJECT DRUGS

Estimated size of population	...
HIV prevalence	...
Know their HIV status	...
Antiretroviral therapy coverage	...
Condom use	...
Clean needle use at last injection	...
Needles and syringes distributed per person who injects (2016)	...
Coverage of HIV prevention programmes	...
Coverage of opioid substitution therapy (2016)	...
Naloxone available (2016)	...
Safe injection rooms available (2016)	...
Avoidance of services due to stigma and discrimination	...

GAY MEN AND OTHER MEN WHO HAVE SEX WITH MEN

Estimated size of population	...
HIV prevalence	2.5%
Know their HIV status	...
Antiretroviral therapy coverage	...
Condom use	...
Condoms distributed to men who have sex with men in prevention programmes (2016)	...
Coverage of HIV prevention programmes	...
Avoidance of services due to stigma and discrimination	...

TRANSGENDER PEOPLE

Estimated size of population	...
HIV prevalence	...
Know their HIV status	...
Antiretroviral therapy coverage	...
Condom use	...
Coverage of HIV prevention programmes	...
Avoidance of services due to stigma and discrimination	...

PRISONERS

Estimated size of population	...
HIV prevalence	...
Antiretroviral therapy coverage	...
HIV prevention programmes in prisons (2016)	...
Condoms distributed	...
Clean needles distributed	...
Prisoners on opioid substitution therapy	...

Unless indicated otherwise, data are from the most recent survey available between 2011 and 2015. Financial data are currently being validated and may be revised. For updates, please see <http://aidsinfo.unaids.org>.

UNITED STATES

THE HIV EPIDEMIC

	2005	2010	2016
New HIV infections
HIV incidence per 1000 population
AIDS-related deaths
People living with HIV

90-90-90

	2016	
People living with HIV who: Know their HIV status
Are on treatment
Adults on antiretroviral therapy
Are virally suppressed

CHILDREN AND PREGNANT WOMEN

	2010	2016
New HIV infections—children
Antiretroviral therapy coverage — children
Coverage of pregnant women living with HIV accessing antiretroviral medicines

HIV COMORBIDITIES

Estimated number of incident TB cases among people living with HIV (2015)	<1000 [<500-<1000]
Proportion of people living with HIV with active TB in HIV care	...
Cervical cancer screening of women living with HIV	...

HIV PREVENTION

Knowledge of HIV prevention among young people (15-24)	...
Condom use at last higher-risk sex (with a non-marital, non-cohabiting partner)	...
Males	...
Females	...
Women aged 15-49 who have their demand for family planning satisfied with modern methods	...
Men aged 15-49 who are circumcised	Not applicable
Male circumcisions performed according to national standards (2016)	Not applicable
People on PrEP (2016)	...

STIGMA AND DISCRIMINATION

People who report having discriminatory attitudes towards people living with HIV	...
--	-----

POLICIES AND REGULATIONS

	2016
Community delivery of treatment	...
Laws requiring parental consent for adolescents to access sexual and reproductive health services	...
TRIPS flexibilities incorporated in national legislation	...

Laws or policies restricting entry, stay and residence of people living with HIV	...
Criminalization of transmission of, nondisclosure of, or exposure to HIV	...
Recommended CD4 level for treatment initiation	TREAT ALL

HIV EXPENDITURE

Total expenditure	...
Domestic public expenditure	...
Domestic private expenditure	...
International expenditure	...

KEY POPULATIONS

SEX WORKERS

Estimated size of population	...
HIV prevalence	...
Know HIV status	...
Antiretroviral therapy coverage	...
Condom use	...
Condoms distributed to sex workers enrolled in prevention programmes (2016)	...
Coverage of HIV prevention programmes	...
Avoidance of services due to stigma and discrimination	...

PEOPLE WHO INJECT DRUGS

Estimated size of population	...
HIV prevalence	...
Know their HIV status	...
Antiretroviral therapy coverage	...
Condom use	...
Clean needle use at last injection	...
Needles and syringes distributed per person who injects (2016)	...
Coverage of HIV prevention programmes	...
Coverage of opioid substitution therapy (2016)	...
Naloxone available (2016)	...
Safe injection rooms available (2016)	...
Avoidance of services due to stigma and discrimination	...

GAY MEN AND OTHER MEN WHO HAVE SEX WITH MEN

Estimated size of population	...
HIV prevalence	...
Know their HIV status	...
Antiretroviral therapy coverage	...
Condom use	...
Condoms distributed to men who have sex with men in prevention programmes (2016)	...
Coverage of HIV prevention programmes	...
Avoidance of services due to stigma and discrimination	...

TRANSGENDER PEOPLE

Estimated size of population	...
HIV prevalence	...
Know their HIV status	...
Antiretroviral therapy coverage	...
Condom use	...
Coverage of HIV prevention programmes	...
Avoidance of services due to stigma and discrimination	...

PRISONERS

Estimated size of population	...
HIV prevalence	...
Antiretroviral therapy coverage	...
HIV prevention programmes in prisons (2016)	...
Condoms distributed	...
Clean needles distributed	...
Prisoners on opioid substitution therapy	...

Unless indicated otherwise, data are from the most recent survey available between 2011 and 2015. Financial data are currently being validated and may be revised. For updates, please see <http://aidsinfo.unaids.org>.

METHODS

METHODS FOR DERIVING MODELLED ESTIMATES

INTRODUCTION

UNAIDS annually provides revised global, regional and country-specific modelled estimates using the best available epidemiological and programmatic data to track the HIV epidemic. Modelled estimates are required because it is impossible to count the exact number of people living with HIV, people who are newly infected with HIV or people who have died from AIDS-related causes in any country: doing so would require regularly testing every person for HIV and investigating all deaths, which is logistically impossible and ethically problematic. Modelled estimates—and the lower and upper bounds around these estimates—provide a scientifically appropriate way of describing HIV epidemic levels and trends.

PARTNERSHIPS IN DEVELOPING METHODS FOR UNAIDS ESTIMATES

Country teams use UNAIDS-supported software to develop estimates annually. The country teams are primarily comprised of demographers, epidemiologists, monitoring and evaluation specialists and technical partners working under the guidance of the national government's AIDS or health authority.

The software used to produce the estimates is Spectrum, which is developed by Avenir Health, and the Estimates and Projections Package, which is developed by the East–West Center.¹ The UNAIDS Reference Group on Estimates, Modelling and Projections provides technical guidance on the development of the HIV component of the software.²

A BRIEF DESCRIPTION OF METHODS USED BY UNAIDS TO CREATE ESTIMATES

For countries where HIV transmission is high enough to sustain an epidemic in the general population, available epidemiological data typically consist of HIV prevalence results from pregnant women attending antenatal clinics and from nationally representative population-based surveys. Many countries have historically conducted HIV sentinel surveillance among women attending antenatal clinics, which requires collecting data from a selection of clinics for a few months every few years. More recently, a number of countries have stopped conducting sentinel surveillance and are now using the data from the routine HIV tests conducted when pregnant women at antenatal clinics are tested as part of programmes for the prevention of mother-to-child transmission.

¹ More information on Avenir Health can be found at www.avenirhealth.org. The East–West Center website can be found at www.eastwestcenter.org.
² For more on the UNAIDS Reference Group on Estimates, Modelling and Projections, please visit www.epidem.org.

These data avoid the need to conduct a separate surveillance effort, and they provide a complete set of data from all clinics instead of samples from specific sites.

The trends from pregnant women at antenatal clinics, whether done through surveillance or routine data, can be used to inform estimates of national prevalence trends, whereas data from population-based surveys—which are conducted less frequently but have broader geographical coverage and also include men—are more useful for informing estimates of national HIV prevalence levels. Data from these surveys also contribute to estimating age- and sex-specific HIV prevalence levels and trends. For a few countries in sub-Saharan Africa that have not conducted population-based surveys, HIV prevalence levels are adjusted based on comparisons of antenatal clinic surveillance and population-based survey data from other countries in the region. HIV prevalence trends and numbers of people on antiretroviral therapy are then used to derive an estimate of HIV incidence trends.

Historically, countries with high HIV transmission have produced separate HIV prevalence and incidence trends for rural and urban areas when there are well-established geographical differences in prevalence. To better describe and account for further geographical heterogeneity, an increasing number of countries have produced subnational estimates (e.g. at the level of the province or state) that, in some cases, also account for rural and urban differences. These subnational or rural–urban estimates and trends are then aggregated to obtain national estimates.

In the remaining countries, where HIV transmission occurs largely among key populations at higher risk of HIV and the epidemic can be described as low-level, the estimates are derived from either surveillance among key populations and the general, low-risk population, or from HIV case reporting data, depending on which data are most reliable in a particular country. In countries with high-quality HIV surveillance data among the key populations, the data from repeated HIV prevalence studies that are focused on key populations are used to derive national estimates and trends. Estimates of the size of key populations are increasingly derived empirically in each country; when studies are not available, they are derived based on regional values and consensus among experts. Other data sources—including HIV case reporting data, population-based surveys and surveillance among pregnant women—are used to estimate the HIV prevalence in the general, low-risk population. The HIV prevalence curves and numbers of people on antiretroviral therapy are then used to derive national HIV incidence trends.

For many countries in western and central Europe and North America, Latin America, the Caribbean and the Middle East and North Africa that have insufficient HIV surveillance or survey data—but which have robust disease reporting systems—HIV case reporting and AIDS-related mortality data are used directly to inform trends and levels in national HIV prevalence and incidence. These methods also allow countries to take into account evidence of underreporting or reporting delays in HIV case report data, as well as the misclassification of deaths from AIDS-related causes.

In all countries where UNAIDS supports the development of estimates, assumptions about the effectiveness of HIV programme scale-up and patterns of HIV transmission and disease progression are used to obtain age- and sex-specific estimates of people living with HIV, people newly infected with HIV, people dying from AIDS-related illnesses, and other important indicators (including treatment programme coverage statistics).

These assumptions are based on systematic literature reviews and analyses of raw study data by scientific experts. Demographic population data, including fertility estimates, are derived from the United Nations Population Division's World Population Prospects 2015 data files.

Selected inputs into the model—including the number of people on antiretroviral therapy and the number of women accessing services for the prevention of mother-to-child transmission of HIV by type of regimen—are reviewed and validated in partnership with the United Nations Children's Fund (UNICEF), the World Health Organization (WHO) and other partners.

Final country-submitted files containing the modelled outputs are reviewed at UNAIDS to ensure that the results are comparable across regions and countries and over time.

UNCERTAINTY BOUNDS AROUND UNAIDS ESTIMATES

The estimation software calculates uncertainty bounds around each estimate. These bounds define the range within which the true value lies (if it can be measured). Narrow bounds indicate that an estimate is precise, while wide bounds indicate greater uncertainty regarding the estimate.

In countries using HIV surveillance data, the quantity and source of the data available partly determine the precision of the estimates: countries with more HIV surveillance data have smaller ranges than countries with less surveillance data or smaller sample sizes. Countries in which a national population-based survey has been conducted generally have smaller ranges around estimates than countries where such surveys have not been conducted. Countries producing subnational estimates at the provincial level have wider ranges. In countries using HIV case reporting and AIDS-related mortality data, the number of years of data and the magnitude of the cases reported or AIDS-related deaths observed will contribute to determining the precision of the estimate.

The assumptions required to arrive at the estimate also contribute to the extent of the ranges around the estimates: in brief, the more assumptions, the wider the uncertainty range, since each assumption introduces additional uncertainties. For example, the ranges around the estimates of adult HIV prevalence are smaller than those around the estimates of HIV incidence among children, which require additional data on prevalence among pregnant women and the probability of mother-to-child HIV transmission with their own additional uncertainty.

UNAIDS is confident that the actual numbers of people living with HIV, people who are newly infected with HIV or people who have died from AIDS-related causes lie within the reported ranges. Over time, more and better data from countries will steadily reduce uncertainty.

IMPROVEMENTS TO THE 2017 UNAIDS ESTIMATES MODEL

Country teams create new Spectrum files every year. The files may differ from one year to the next for two reasons. First, new surveillance and programme data are entered into the model; this can change HIV prevalence and incidence trends over time, including for past years. Second, improvements are incorporated into the model based on the latest available science and statistical methods that lead to the creation of more accurate trends in HIV incidence. Due to these improvements to the model and the addition of new data to create the estimates, the results from previous years cannot be compared with the results from this year. A full historical set of estimates are created each year, however, enabling a description of trends over time.

Between the previous estimates and the 2017 estimates, the following changes were applied to the model under the guidance of the UNAIDS Reference Group on Estimates, Modelling and Projections and based on the latest scientific evidence.

- The ability to add routine data from women attending antenatal clinics for the same sites as the HIV sentinel surveillance was included in the model. In addition, countries can now enter the percentage of all pregnant women found to be HIV-positive using routine data for the entire country.
- Child estimates were modified to improve the calculations of transmission to children among mothers who seroconvert during breastfeeding.
- The distribution of children starting on antiretroviral therapy by age was improved with additional data for young children provided by the International AIDS Society's Collaborative Initiative for Paediatric HIV Education and Research.
- The model was improved to allow the inclusion of incidence measures either from a cross-sectional survey or a cohort study.
- Age- and sex-specific prevalence data from household surveys are now used to inform the distribution of incidence across the age bands and by sex.
- A critical assumption for estimating children living with HIV includes accurately describing fertility among women living with HIV. The new model now reduces fertility among women with low CD4 levels.
- Additional variance was added to the model to account for the non-sampling error in prevalence from antenatal care attendees.
- Modifications were made to the model to expand eligibility of antiretroviral therapy to people with a CD4 cell count below 250 cells/mm³ when the national treatment guidelines applied a threshold of a CD4 cell count below 200 cells/mm³. This allows for an additional group of people with stage 3 or 4 disease to be considered eligible for treatment per previous WHO recommendations.

- A limit on the number of people reported by the country to be accessing antiretroviral treatment equal to those estimated to be in need by the model (informed by the CD4 count threshold in the national treatment guidelines) has been removed. Removal of this limit allows all people that countries report to be accessing treatment to be included in the model.
- For countries using new case diagnoses to derive HIV incidence, improved assumptions were incorporated about the number of people who died without an HIV diagnosis that are based on existing patterns of survival in the model for those not on treatment.
- An option was added for countries using vital registration system data to derive incidence from reported numbers of deaths among people with HIV (as opposed to only AIDS-related deaths).
- Statistical methods for fitting HIV incidence curves to case surveillance and vital registration data were expanded to estimate incidence more accurately in countries where HIV incidence has not yet peaked.

More detailed information on these revisions to the 2016 model can be found at www.epidem.org and in a collection of topical articles published in *AIDS*.³

MEASURING ANTIRETROVIRAL THERAPY COVERAGE

Since 2013, UNAIDS has provided the number and estimates of the proportion of all adults and children living with HIV who are on antiretroviral therapy (as opposed to estimates of those on treatment that are based on the proportion of adults and children eligible for therapy according to national or international guidelines). This coverage reflects the WHO recommendations of starting antiretroviral therapy among everyone diagnosed as HIV-positive.

Countries report the number of people on treatment through the Global AIDS Monitoring (GAM) tool and through Spectrum. Although those values come through routine data, they are likely to have some level of uncertainty if the country cannot deduplicate individuals who might receive medication from two different clinics or if there are delays in reporting data. Using results from recent data quality reviews, an estimated uncertainty—0.88 and 1.04 for the lower and upper bounds, respectively—was added to the number of people on treatment at the regional and global levels.

³ *AIDS*. April 2017 – Volume 31- Supplement 1 journal

PUBLICATION OF COUNTRY-SPECIFIC ESTIMATES

UNAIDS aims to publish estimates for all countries with populations of 250 000 or more. For the countries with populations of 250 000 or more that did not submit estimates, UNAIDS developed estimates using the Spectrum software that were based on published or otherwise available information. These estimates contributed to regional and global totals but were not published as country-specific estimates.

In countries with low-level epidemics, the number of pregnant women living with HIV is difficult to estimate. Many women living with HIV in these countries are sex workers or people who inject drugs—or they are the sexual partners of gay men and other men who have sex with men or people who inject drugs—making them likely to have different fertility levels than the general population. UNAIDS does not present estimates of mother-to-child HIV transmission, including estimates related to children, in some countries that have concentrated epidemics unless adequate data are available to validate these estimates. UNAIDS also does not publish these estimates for countries where the estimated number of pregnant women living with HIV is less than 50.

With regard to reporting incidence trends, if there are not enough historical data to state with confidence whether a decline in incidence has occurred, UNAIDS does not publish earlier data in order to prevent users from making inaccurate inferences about trends. Specifically, incidence trends are not published if there are fewer than four data points for the key population or if there have been no data for the past four years for countries using repeated survey or routine testing data. Trends prior to 2000 are not published for countries if there is no early case surveillance or mortality data available.

Finally, UNAIDS does not publish country estimates when further data or analyses are needed to produce valid estimates. More information on the UNAIDS estimates and the individual Spectrum files for most countries can be found in the aidsinfo section of the UNAIDS website (<http://aidsinfo.unaids.org>)

More information on UNAIDS estimates—along with the individual Spectrum files for most countries—can be found on the UNAIDS website (www.unaids.org).

METHODS FOR DERIVING THE 90-90-90 TARGETS

INTRODUCTION

Starting in 2016, UNAIDS has provided estimates of global, regional and country-specific progress against the 90-90-90 targets. Progress towards these targets is directly monitored using three basic indicators:

- Indicator 1: The percentage of all people living with HIV who know their HIV status.
- Indicator 2: The percentage of people who know their HIV-positive status and are accessing treatment.
- Indicator 3: The percentage of people on treatment who have suppressed viral loads.

Indicators 2 and 3 can also be expressed as a percentage of all people living with HIV. When numbers or coverage of the treatment target are expressed relative to the total number of people living with HIV, this is typically called “the HIV testing and treatment cascade”. Using this approach, the second and third targets within the 90-90-90 targets translate into 81% coverage of antiretroviral treatment and 73% of people achieving viral suppression by 2020. UNAIDS published its first complete testing and treatment cascade in 2015. Estimates of antiretroviral therapy coverage among people living with HIV are available going back to when treatment was first introduced. Results presented in this report supersede the previously published 2015 values.

UNAIDS also tracks progress towards the 90-90-90 treatment targets by monitoring viral load testing access among people on treatment. If most people in the country are receiving a viral load test annually, as recommended by WHO, we can have confidence in the accuracy of the estimate of viral suppression among all people living with HIV.

METHODS FOR MEASURING THE 90-90-90 TREATMENT TARGET

To describe country-level progress against the 90-90-90 targets, UNAIDS analysed data on the number of people who knew their HIV status, the number of people on treatment and the number of people virally suppressed among those tested, as reported through the GAM system. In 2015, 147 countries reported at least one measure; in 2016, that number increased to 163 countries.

A description of the GAM system and the treatment target-related indicators that countries report against are provided in the UNAIDS GAM 2017 guidelines (1). All programme data submitted to UNAIDS—including the number of people reported to know their status, the number of people accessing treatment and the number of people on treatment who are virally suppressed—were validated by UNAIDS and its partners prior to publication.

Country-submitted data that did not meet the required validation checks for quality either at the indicator level or across the treatment cascade were not published. The final set of country measures of progress against the 90–90–90 targets for 2015 and 2016 are available at <http://aidsinfo.unaids.org>. Not all countries were able to report against all three prongs of the 90–90–90 targets. Complete treatment cascades are available in 2016 for 60 countries; another 17 countries, primarily in western and central Europe and North America, have complete cascades for at least one year between 2012 and 2015. Upper and lower ranges of uncertainty for country-level estimates were calculated from the range of estimated numbers of people living with HIV. This range may not fully capture uncertainty in the reported programme data.

To estimate regional and global progress against the 90–90–90 targets, UNAIDS supplemented the country-supplied data submitted through GAM with data obtained from a review of other published and unpublished data sources, including grey literature and Demographic and Health Survey results. There were insufficient reported data (reported, published or unpublished) from countries in western Europe and North America in 2016 to present results for the region, although the country values that were available in the region were used to construct the global totals. Upper and lower ranges of uncertainty for global and regional estimates were calculated from the range of numbers of people living with HIV and the lower and upper ranges of the numbers of people on treatment in the region. This range may not fully capture uncertainty in the reported or missing programme data for the first and third indicators.

DATA SOURCES AND INDICATOR-SPECIFIC METHODS FOR DERIVING GLOBAL AND REGIONAL MEASURES

Estimates of people living with HIV

Unless otherwise stated, all progress measures in this report are based on UNAIDS global, regional and country-specific modelled estimates for 168 countries of the numbers of people living with HIV in 2015 and 2016. More details about how UNAIDS derives estimates and uncertainty bounds around the number of people living with HIV and those accessing antiretroviral therapy can be found earlier in the section “Measuring antiretroviral therapy coverage”.

Knowledge of HIV status among people living with HIV

Global and regional measures of the number of people living with HIV who know their status were derived using the most recent HIV surveillance and nationally representative population-based survey data available for 109 countries in 2016. Where data were available separately for children (aged 0–14 years) and adults (aged 15 years and older), age-specific measures were first calculated and then aggregated to produce a national measure.

For 57 countries in 2016, the number of people living with HIV who knew their HIV status was taken as the cumulative number of people notified to the HIV surveillance system, minus deaths among people known to have been HIV-positive. If the measure from the HIV surveillance system was lower than the number of people accessing antiretroviral therapy, the reported value from the surveillance system was excluded from the analysis. In addition, a country’s measure was included only if the HIV surveillance system had been functioning since before 2005. Countries with more recent systems may not have captured all people living with HIV who were diagnosed prior to 2005.

Although HIV surveillance systems can be a reasonably robust source of data to estimate the number of people living with HIV who know their status, biases in the reported numbers may still exist. For example, a country's measure of the knowledge of status may be underestimated if not all people diagnosed are reported to the surveillance system in a timely manner; the measure also may be overestimated if people are reported to the system more than once and these duplicates are not detected. Similarly, if people die or emigrate but are not removed from the system, the number of people living with HIV who are reported to know their HIV status also will be overstated.

The estimated numbers of people living with HIV who knew their status for 25 countries in sub-Saharan Africa in 2016 were derived from nationally representative population-based surveys conducted since 2011 and from treatment data reported through GAM. Three countries with surveys in 2016 directly asked respondents who tested HIV-positive whether they knew their HIV status as part of the survey, and, this proportion was applied to the total number of people estimated to be living with HIV in the country.

In the remaining 22 countries with a survey that did not directly ask participants about knowledge of their HIV status, a stepwise approach was used to estimate knowledge of status.

In the first step, the total percentage of people who could know their status in the year of the most recent survey is estimated. For adults, this percentage was estimated by calculating the percentage of adults who had reported ever having been tested for HIV and had received the last test result among those who tested HIV-positive in the survey. For children, who are not included in the survey, a proxy measure of treatment coverage among children in the survey year is used to estimate knowledge of status among children. This is a conservative measure as some children may not have initiated treatment. To estimate knowledge of status for all people in the year of the survey, the child and adult estimates were combined, weighted by the numbers of children and adults living with HIV.

In the second step, the percentage of people who potentially knew their status in the current or previous reporting year was derived by projecting the results from the first step forward. To do this, an assumption was made that the rate of testing scale-up was similar to the rate of scale-up of people starting treatment, calculated by the percentage point difference in total treatment coverage (for both adults and children) between the survey year and either the current or previous year's treatment coverage value. For countries in eastern and southern Africa, half of the percentage increase in treatment coverage was applied, informed by comparisons done to surveys in the region in 2016 where knowledge of HIV status was explicitly asked; in countries in western and central Africa, where stigma and discrimination may have limited disclosure of a previous HIV testing event in the survey, the full percentage increase was taken.

In the third step, the estimate of people living with HIV who know their status for the year 2015 or 2016 was derived by using the mid-point between the percentage of people living with HIV who potentially know their status in 2016 (i.e., step 2) and the percentage of people living with HIV on treatment for 2016.

For surveys conducted in 2016, the 2015 value was projected backwards from the 2016 survey estimate using a similar process as the one described above.

Knowledge of HIV status based on survey data has a number of limitations, especially when participants are not directly asked if they know their HIV status. Typically, estimates derived from these surveys will underestimate knowledge of status for three reasons. As previously noted, in settings where stigma and discrimination is or has been high, people may be reluctant to disclose that they have ever tested for HIV and received their results. Second, many people who report ever testing may have seroconverted after their last test result and are therefore incorrectly counted as aware of their HIV status. Finally, most surveys that do not directly ask respondents about their HIV status occurred prior to 2016. Although surveys conducted prior to 2011 were excluded, it is possible that the adjustment method applied to account for the historical nature of the survey does not accurately capture increases in the knowledge of status among people living with HIV that occur over time.

Underestimation of the reported number of people living with HIV who know their status can also occur in countries where survey respondents are directly asked about their HIV status. In these instances, the risk is that survey participants do not disclose their HIV status to interviewers and are incorrectly classified as unaware of their status. While it is impossible to measure the exact magnitude of this bias, in previous surveys in Kenya, Malawi and Uganda, anywhere from one tenth to one third of HIV-positive participants misreported their HIV status as negative (2). Underestimation of knowledge of status also can occur at the national level if people living with HIV learn their status either as a result of—or subsequent to—the survey.

For 27 countries without case surveillance data submitted through GAM or survey measures, UNAIDS used published and unpublished grey literature or modelled estimates to inform the 2015 and 2016 regional and global values. A similar method used to adjust knowledge of status for indirect surveys was applied to estimates from such countries before 2016 (most of them in western and central Europe).

For 59 countries without any estimate of the number of people living with HIV who know their status, which are home to just 4% of the total estimated number of people living with HIV worldwide, the regional average of the ratio of the number of people who know their status and the number on treatment was calculated from available data submitted by countries in the region and weighted according to the number of people living with HIV by country. This regional value was then applied to the estimated number of people on treatment for each country with a missing estimate to derive a complete regional snapshot for the reporting year. The total number of people estimated to know their HIV status was added across the region and globally to construct the first and the second 90.

People accessing antiretroviral therapy

Global and regional measures of antiretroviral therapy numbers are calculated from country-reported programme data through GAM and the UNAIDS-supported Spectrum software. For a small number of countries where reported numbers of people on treatment are not available—primarily in western and central Europe and North America—estimates of the number of people on treatment are developed either in consultation with the public health agency responsible for monitoring the national treatment programme or based on published sources.

In partnership with UNICEF, WHO and other partners that support treatment service delivery in countries, UNAIDS reviews and validates treatment numbers reported through GAM and Spectrum on an annual basis. UNAIDS staff also provide technical assistance and training to country public health and clinical officers to ensure the quality of the treatment data that are reported. Nevertheless, this measure may overestimate the number of people on treatment if people who transfer from one facility to another are reported by both facilities. Similarly, coverage may be overestimated if people who have died, have disengaged from care or have emigrated are not identified and removed from treatment registries. Treatment numbers also may be underestimated if not all clinics report the numbers on treatment completely or in a timely manner.

UNAIDS recently completed a triangulation of data to verify the UNAIDS global estimate of people accessing antiretroviral therapy at the end of 2015. For more details about how confident UNAIDS is in reported treatment numbers, please see *How many people living with HIV access treatment?*⁴

People who have achieved viral suppression

Progress towards the viral suppression target among people on treatment and as a proportion of all people living with HIV was derived from data reported to GAM. For the purposes of reporting, the threshold for suppression is a viral load of less than 1000 copies per ml, although some countries may set lower thresholds or require persons to achieve an undetectable viral load.

UNAIDS GAM 2017 guidelines state that countries should only report viral load test results that were done as part of routine service delivery (i.e. not as a result of suspected treatment failure). This guidance also specifies only a person's last test result from the reporting year be submitted, so the reported number suppressed among those tested should represent people and not tests performed.

Across the regions, 88 countries reported viral load suppression data from case-based surveillance or laboratory-based reporting systems in 2016. Three countries reported survey data for 2016 from nationally representative population-based surveys, where viral load testing was done only among those who self-reported that they were on treatment. Through a review of the published and unpublished literature, UNAIDS identified nationally representative estimates of viral load suppression for an additional five countries. Where more recent data were not available from countries in western and central Europe and North America in 2016, it was assumed to be the same as the viral suppression estimate for 2015.

For the 72 countries in 2016 with no nationally representative estimate of viral suppression among those tested, which represent 58% of the people on treatment worldwide, the regional average number of people on antiretroviral therapy who are virally suppressed was calculated using data submitted by countries in the region, weighted according to the number of people on treatment in a country. This value was then applied to the estimated

⁴ The document is available at <http://www.unaids.org/en/resources/documents/2016/how-many-people-living-with-HIV-access-treatment>.

number of people on treatment in the country to derive a complete regional snapshot for the reporting year. The total number of people suppressed was added across the region and globally to construct the third 90 and the overall estimate of viral suppression among people living with HIV. The same approach also was used to construct 2015 regional and global estimates.

Although the number of countries with an estimate of viral load suppression data increased from 74 in 2015 to 96 in 2016, a number of challenges in using country reported data to monitor the 90–90–90 targets remain. First, routine viral load testing may not be offered at all treatment facilities, and those facilities where it is offered may not be representative of the care available at facilities without viral load testing. By assuming that the percentage of people suppressed among those accessing viral load testing is representative of all people on treatment in the country, the measure may be either over- or underestimated depending on the characteristics of the reporting clinics.

Second, reported access to viral load testing varies considerably across each region, and it is difficult to know whether the experience in countries that reported data to UNAIDS is similar to that of countries without data in the region. In western and central Africa, viral load testing data submitted to UNAIDS in 2015 accounted for just 2% of all people on treatment in the region. As a result, viral suppression levels for the region were not published for 2015.

UNAIDS assumes that all people on treatment in western and central Europe and North America received an annual viral load test in both 2015 and 2016.

Another challenge in measuring the accuracy of viral load suppression estimates is that UNAIDS guidance requests routine (annual) viral load testing results only for those people who are on treatment. If people newly initiated on treatment achieve viral suppression but have not yet been offered viral load testing, they will be incorrectly classified as not suppressed and the resulting viral suppression estimate will be understated.

UNAIDS also requests countries to only report results from routine viral load testing. If countries report test results primarily performed because of suspected treatment failure, the number of people virally suppressed in these countries will be underestimated. UNAIDS validates country submissions for quality, but it is not always possible to identify cases where both routine and other types of testing are occurring.

Finally, UNAIDS guidance recommends reporting viral load test results only for people on antiretroviral treatment; persons who are on treatment but naturally suppress the virus will not be included in this measure.

As access to viral load testing coverage expands and routine monitoring systems are strengthened to compile and report these data, the ability to quantify and eventually reduce bias in the 90–90–90 targets will improve.

DATA AVAILABILITY FOR CONSTRUCTING UNAIDS MEASURES OF PROGRESS AGAINST 90-90-90 TREATMENT TARGETS

	KNOWLEDGE OF STATUS-RELATED TARGETS				ANTIRE-TROVIRAL THERAPY TARGETS-RELATED		VIRAL SUPPRESSION-RELATED TARGETS				Countries with measures against all three targets	
	Countries with a measure for the first and second 90 (#)		Availability of a knowledge of status measure among people living with HIV (%)		Countries with a measure of the number of people on treatment and included in the UNAIDS special analysis of progress toward the 90-90-90 treatment targets (#)		Countries with a measure for the third 90 (#)		Availability of viral suppression status among all people on treatment (%)			
	2015	2016	2015	2016	2015	2016	2015	2016	2015	2016	2015	2016
Asia and the Pacific	19	20	94%	99%	28	28	14	14	29%	18%	12	11
Caribbean	4	7	79%	93%	10	10	6	10	14%	52%	3	7
Eastern and southern Africa	16	17	99%	99%	19	19	7	11	14%	37%	7	11
Eastern Europe and central Asia	13	12	98%	99%	18	18	11	13	59%	93%	11	12
Latin America	9	14	79%	82%	17	17	9	14	75%	87%	4	12
Middle East and North Africa	8	6	89%	80%	18	18	6	6	33%	32%	4	2
Western and central Africa	14	13	89%	88%	24	24	6	14	2%	13%	1	9
Western and central Europe and North America*	25	20	99%	98%	34	34	15	14	100%	100%	13	12
Global	108	109	95%	96%	168	168	74	96	26%	42%	55	76

Source: UNAIDS special analysis, 2017.

* Percentage of people receiving a viral load test on treatment assumed to be 100%

DISTRIBUTION OF NEW HIV INFECTIONS BY SUBPOPULATION

The distribution of new HIV infections by region was estimated based on data for 163 countries using five data sources.

For countries that model their HIV epidemic based on data from subpopulations, including key populations, the numbers of new infections were extracted from Spectrum 2016 files. This source provided data from 63 countries for sex workers, 37 countries for people who inject drugs, 57 countries for men who have sex with men and 13 countries—only in Latin America and Asia—for transgender people.

The second source was mode of transmission studies conducted in countries between 2006 and 2012. The proportions of new infections estimated for each subpopulation, calculated by modes of transmission analyses, were multiplied by the number of total new adult (15–49) infections, by relevant gender, to derive an estimated number of new infections by subpopulation. This source provided data from 18 countries for sex workers, 25 countries for people who inject drugs and 22 countries for men who have sex with men.

New HIV infections for European countries with neither of the aforementioned data were derived from the European Centre for Disease Prevention and Control (ECDC) HIV Surveillance Report 2014. The proportions of new diagnoses for each region in Europe (West, central and East) were applied to UNAIDS estimates of new infections in each country for people who inject drugs and men who have sex with men. Data for sex workers were not available from the ECDC report. New HIV infections in China, Russia and the United States of America were taken from available national reports of new diagnoses.

New HIV infections among countries without a direct data source were calculated from regional benchmarks. The benchmarks were set by the median proportion of new infections in the specific subpopulation in all available countries in the same region. The majority of these countries were located in sub-Saharan Africa. There were 91 countries which used benchmark values for the sex work estimate, 62 countries for the people who inject drugs estimate, 66 countries for the men who have sex with men estimate and 44 countries for the transgender people estimate.

The calculated proportions of infections for each key population include the sex partners of members of key populations. New infections among sex partners of key populations were estimated using transmission probabilities from the literature.

REFERENCES

1. Global AIDS monitoring 2017: indicators for monitoring the 2016 United Nations Political Declaration on HIV and AIDS. Geneva: UNAIDS; 2017 (http://www.unaids.org/sites/default/files/media_asset/2017-Global-AIDS-Monitoring_en.pdf)
2. Johnston LG, Sabin ML, Prybylski D, Sabin K, McFarland W, Baral S et al. Policy and practice: the importance of assessing self-reported HIV status in bio-behavioural surveys. *Bull World Health Organ.* 2016;94:605–612

the 1990s, the number of people in the world who are illiterate has increased from 400 million to 600 million.

It is not only the illiterate who are at risk of being left behind. The world's population is growing rapidly, and the number of people who are poor is increasing. In 1990, there were 1.2 billion people living on less than \$1 a day. By 2000, there were 1.5 billion.

The world's population is also becoming more diverse. There are now over 200 different languages spoken in the world, and the number of different ethnic groups is increasing. This diversity is a source of strength, but it also presents challenges.

One of the biggest challenges is how to ensure that everyone has access to the benefits of globalization. We need to find ways to help the poor and the illiterate to participate in the global economy.

Another challenge is how to ensure that the environment is protected. Globalization has led to increased environmental damage, and we need to find ways to reduce this damage.

Finally, we need to find ways to ensure that everyone has access to education. Education is the key to economic growth and development, and we need to ensure that everyone has the opportunity to learn.

There are many ways to address these challenges. We need to invest in education, especially for the poor and the illiterate. We need to protect the environment, and we need to find ways to help the poor and the illiterate to participate in the global economy.

Globalization is a double-edged sword. It has brought many benefits, but it has also brought many challenges. We need to find ways to maximize the benefits and minimize the challenges.

One of the most important things we can do is to ensure that everyone has access to education. Education is the key to economic growth and development, and we need to ensure that everyone has the opportunity to learn.

We need to invest in education, especially for the poor and the illiterate. We need to find ways to help the poor and the illiterate to participate in the global economy.

Another important thing we can do is to protect the environment. Globalization has led to increased environmental damage, and we need to find ways to reduce this damage.

Finally, we need to find ways to ensure that everyone has access to the benefits of globalization. We need to find ways to help the poor and the illiterate to participate in the global economy.

There are many ways to address these challenges. We need to invest in education, especially for the poor and the illiterate. We need to protect the environment, and we need to find ways to help the poor and the illiterate to participate in the global economy.

Another challenge is how to ensure that the environment is protected. Globalization has led to increased environmental damage, and we need to find ways to reduce this damage.

Finally, we need to find ways to ensure that everyone has access to the benefits of globalization. We need to find ways to help the poor and the illiterate to participate in the global economy.

There are many ways to address these challenges. We need to invest in education, especially for the poor and the illiterate. We need to protect the environment, and we need to find ways to help the poor and the illiterate to participate in the global economy.

Another important thing we can do is to protect the environment. Globalization has led to increased environmental damage, and we need to find ways to reduce this damage.

Finally, we need to find ways to ensure that everyone has access to the benefits of globalization. We need to find ways to help the poor and the illiterate to participate in the global economy.

There are many ways to address these challenges. We need to invest in education, especially for the poor and the illiterate. We need to protect the environment, and we need to find ways to help the poor and the illiterate to participate in the global economy.

Another important thing we can do is to protect the environment. Globalization has led to increased environmental damage, and we need to find ways to reduce this damage.

Finally, we need to find ways to ensure that everyone has access to the benefits of globalization. We need to find ways to help the poor and the illiterate to participate in the global economy.

There are many ways to address these challenges. We need to invest in education, especially for the poor and the illiterate. We need to protect the environment, and we need to find ways to help the poor and the illiterate to participate in the global economy.

Another important thing we can do is to protect the environment. Globalization has led to increased environmental damage, and we need to find ways to reduce this damage.

Finally, we need to find ways to ensure that everyone has access to the benefits of globalization. We need to find ways to help the poor and the illiterate to participate in the global economy.



UNAIDS
Joint United Nations
Programme on HIV/AIDS

20 Avenue Appia
1211 Geneva 27
Switzerland

+41 22 791 3666

unaids.org