

WHO Consolidated Guidelines on HIV Testing Services

What you need to know



Rachel Baggaley

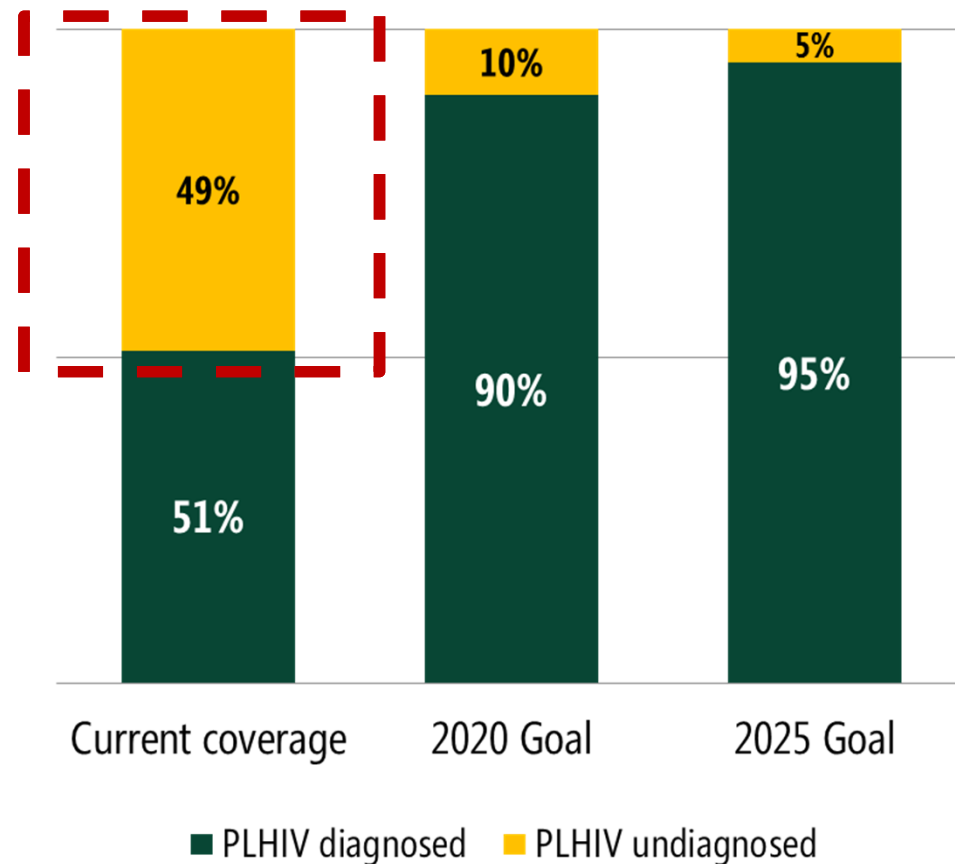
WHO HIV Dept. Geneva , Coordinator Key Populations & Innovative Prevention Unit

Forging a Path to 90-90-90: Launch of WHO Guidelines on HIV Testing Services and UNAIDS/WHO Guidelines on Conducting National Population-based HIV Surveys

18:30 – 20:30 20 July 2015

The aims of the new WHO HTS Guidelines

- Addressing the testing gap
- Getting testing out into communities
- Supporting better linkage
- Better focus and appropriate targeting
- Improving quality to prevent misdiagnosis



WHO Consolidated HTS Guidelines

New terminology –HTS

New emphasis on quality, efficiency, yield & linkage

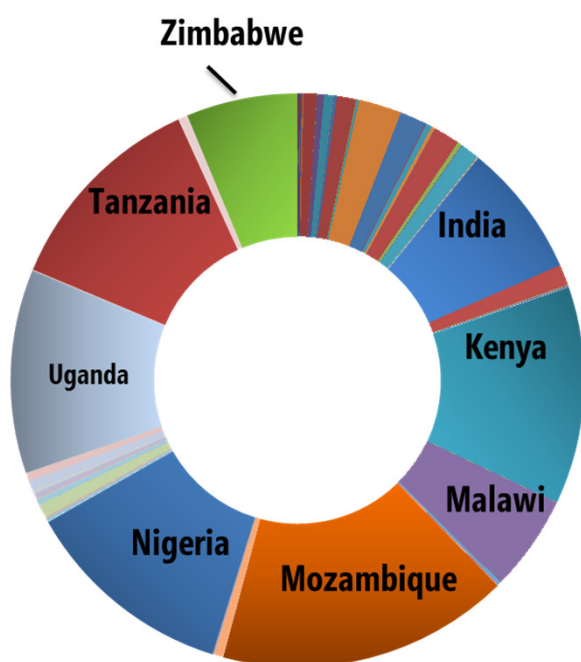
Content

Pre & post-test services

1. Service delivery approaches
2. Priority groups:
 - key populations
 - infants, children, adolescents,
 - pregnant women;
 - couples & partners;
 - men
3. Strategic planning / focus for HTS
4. Diagnostics for HIV diagnosis
5. Quality assurance of HIV testing
6. HIV testing in the context of surveillance
7. Monitoring & evaluation

Where we are with testing

600 million adults (ages 15+) received HIV testing services across 122 LMIC between 2010-14



Majority of the reported HIV-positive tests occur in the WHO African region

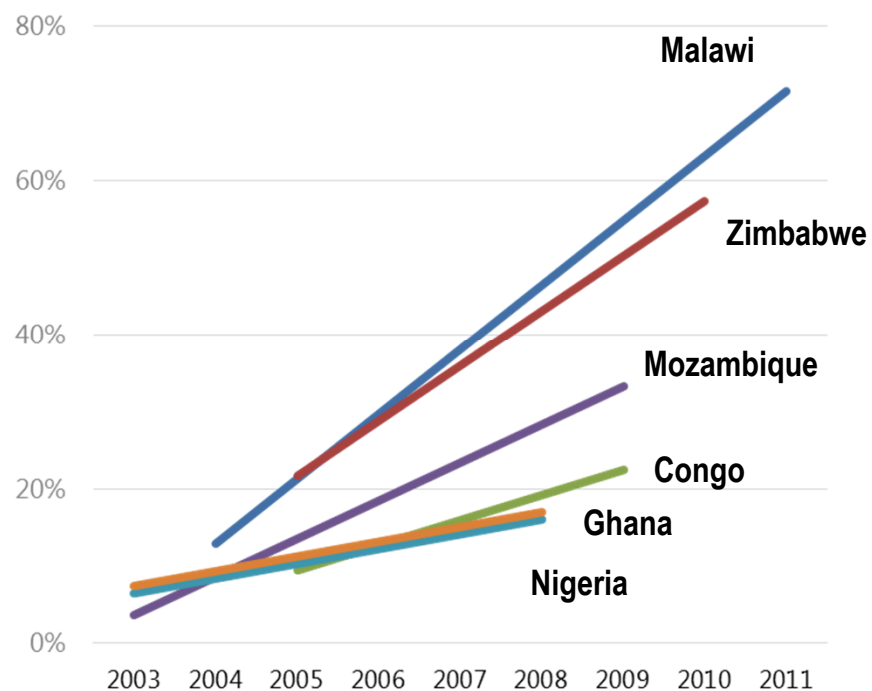
Region	Tested	Positives	Positivity Rate	Countries
AFR	49,242,235	2,580,110	5.2%	30
AMR	3,704,951	45,317	1.2%	13
SEAR	27,844,749	278,310	1.0%	7
EUR	5,618,097	9,087	0.2%	13
EMR	5,459,838	8,936	0.2%	12
WPR	3,915,852	27,688	0.7%	6
Total	95,474,287	2,949,448	3.1%	81

In 2014, approximately 3 million children & adults tested HIV-positive in 81 LMIC reporting on HIV-positive tests

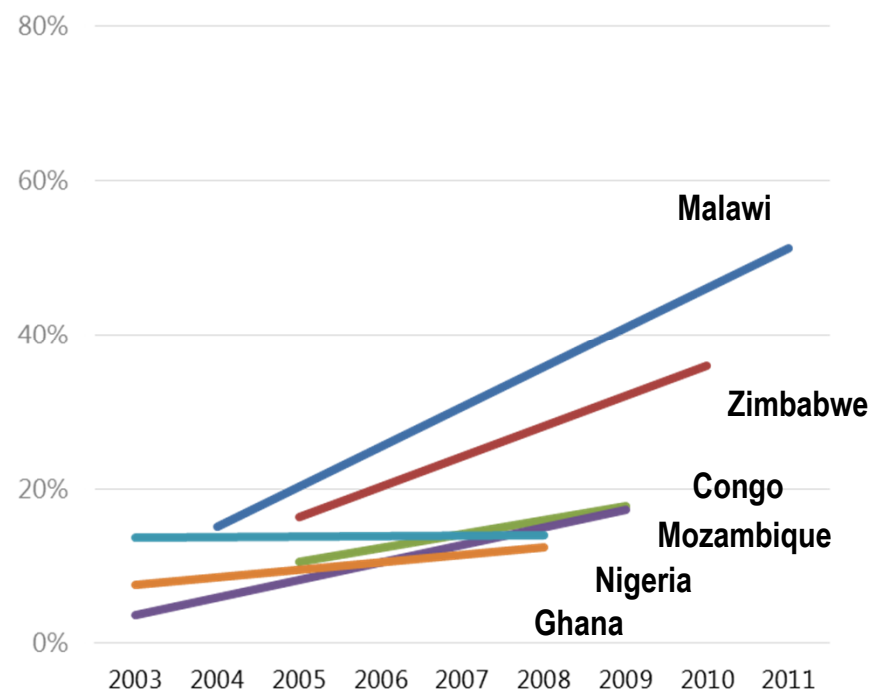
Source: GARPR 6 July 2014; 81 low and middle-income countries reporting both adults and children who tested HIV-positive in 2014. Important to note this is not equivalent to new infections or HIV-prevalence as it includes re-testers and known positives. GARPR 6 July 2015, select countries GARPR (WHO, UNAIDS; UNICEF); HIV prevalence estimates accessed 7 July 2015 UNAIDS AIDSinfo.org

Trends in Reported Uptake of HIV Testing in sub-Saharan Africa

Percentage of **women** ages 15-49 yrs ever tested for HIV & received results of most recent test

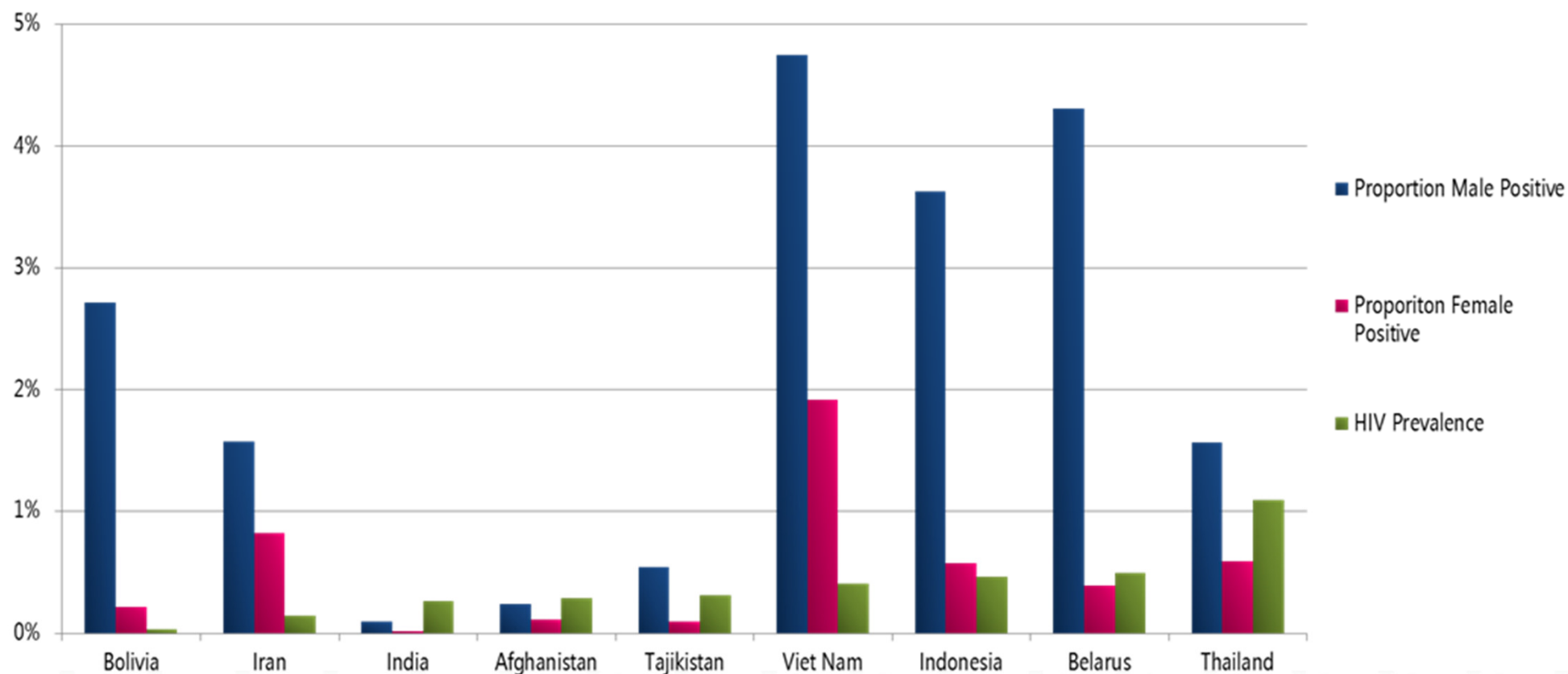


Percentage of **men** ages 15-49 yrs ever tested for HIV & received results of most recent test



Source: DHS data (Staveig, 2013; WHO 2014 progress report)

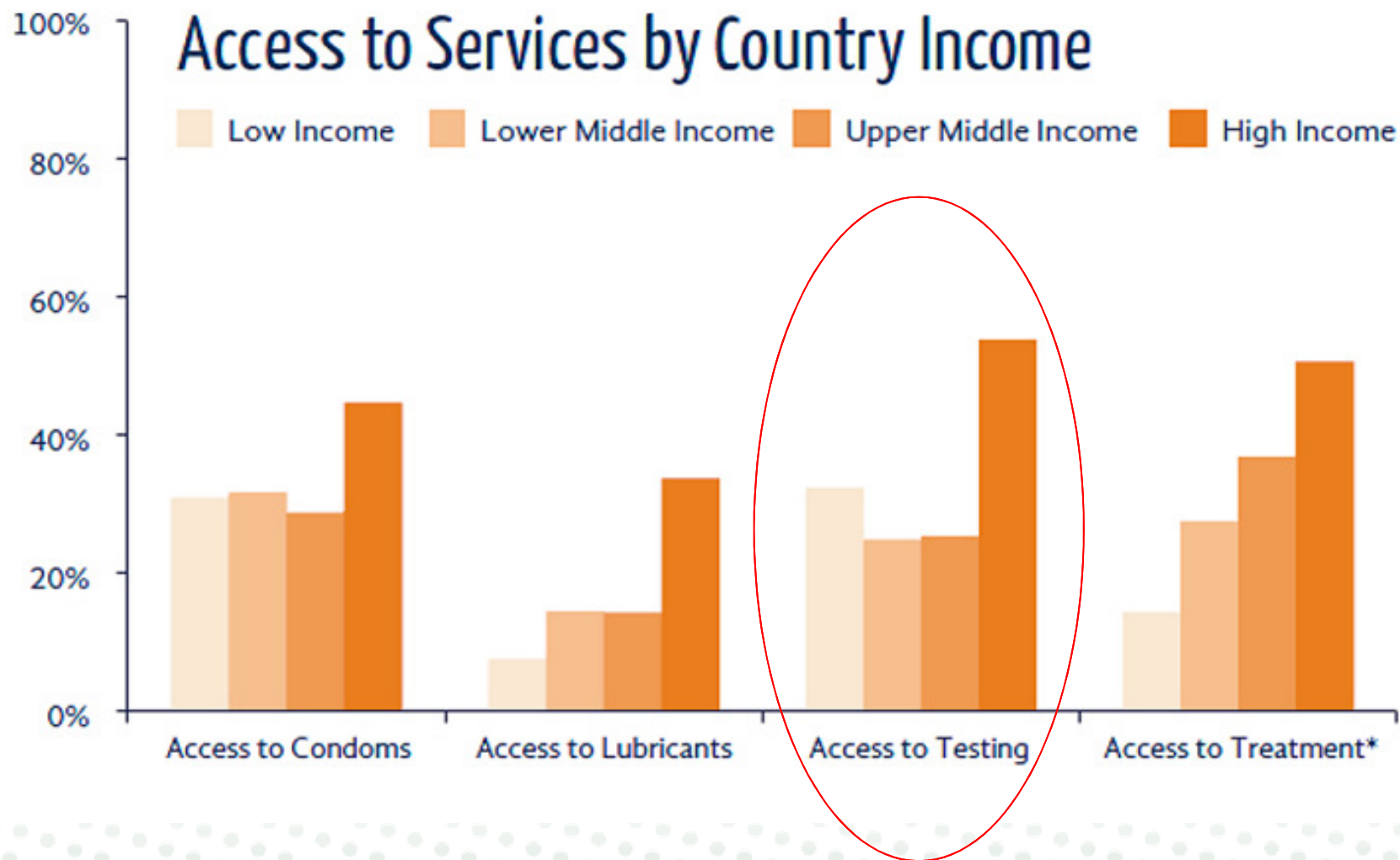
In many low prevalence settings adult (15+) men more likely to test HIV+ than women—often exceeding national HIV prevalence estimates



Source: GARPR 6 July 2015, select countries GARPR (WHO, UNAIDS; UNICEF); HIV prevalence estimates accessed 7 July 2015 UNAIDS AIDSinfo.org

Key populations lag behind

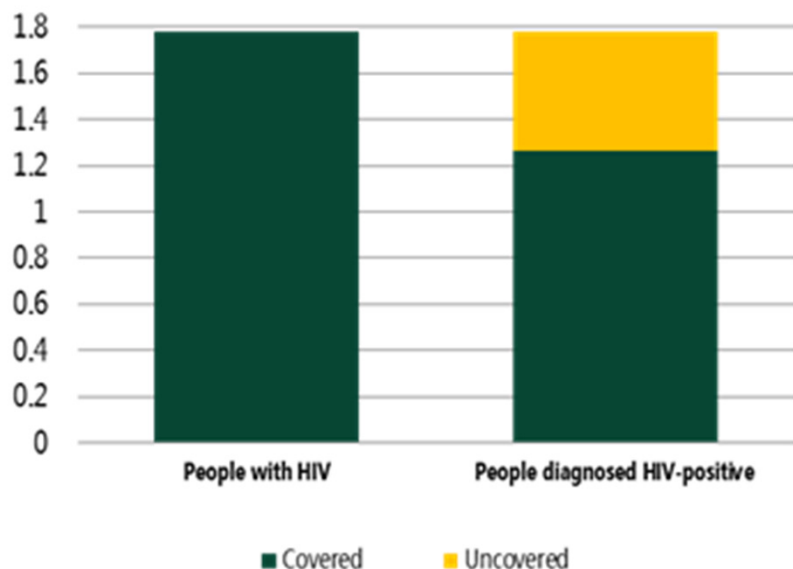
MSM - access to HIV testing



Source: Global Men's Health and Rights Study (MSMGF)

Some countries have made remarkable progress... Thailand

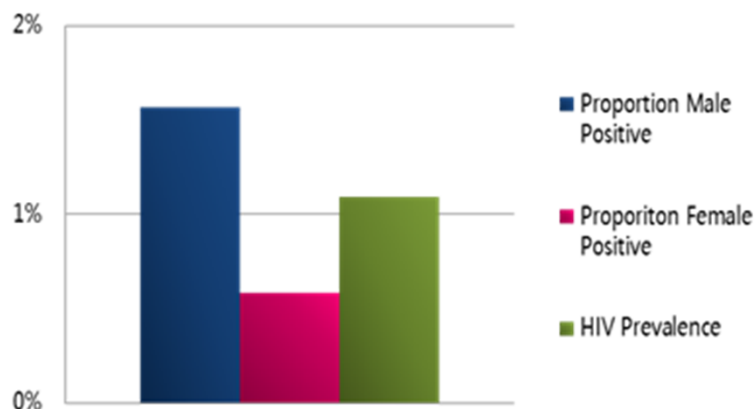
Cascade of PLHIV undiagnosed in Thailand (millions), 2014¹



1.8 million people with HIV in Thailand & >70% have been diagnosed¹. >1.3 million men and women received HIV testing services and 1.3% tested HIV-positive, in 2014².

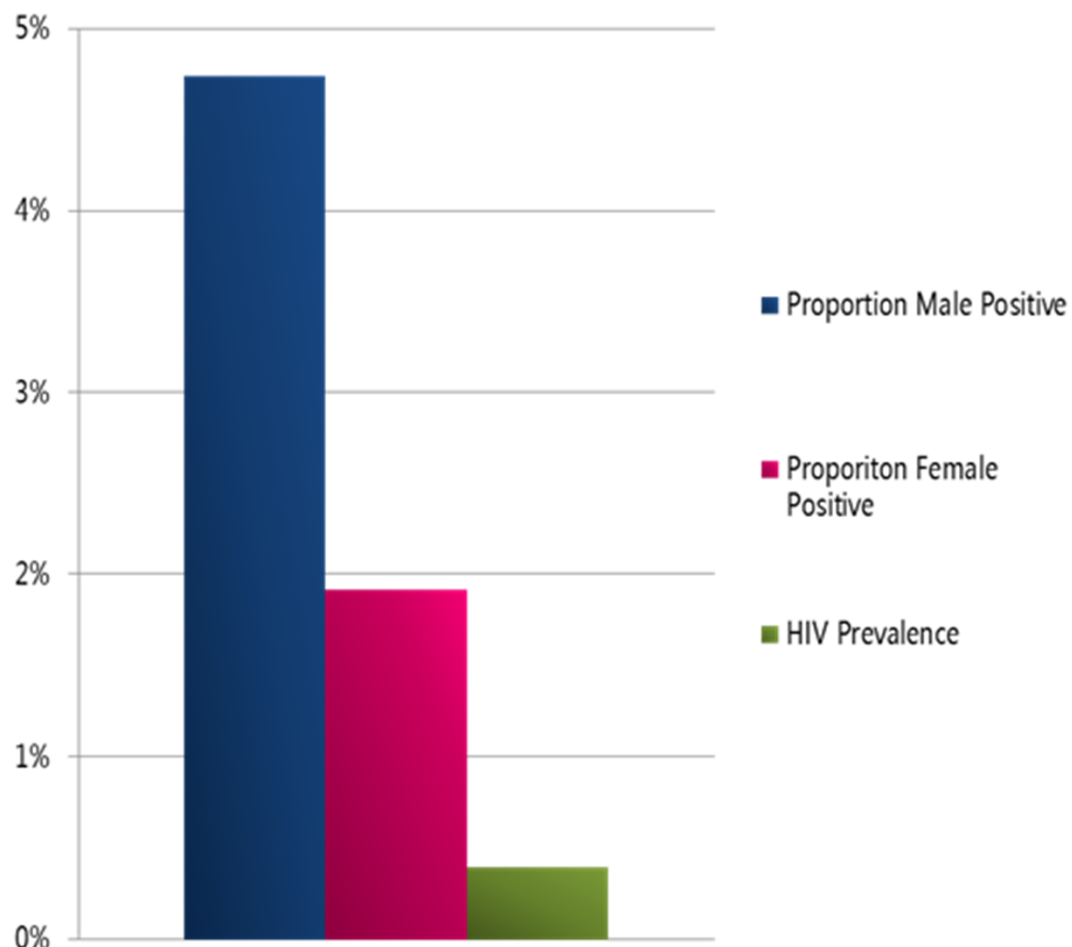
Majority adults receiving HIV testing services were women—but **adult men were ~2x more likely to test HIV-positive compared to adult women**².

Proportion adults (15+) testing HIV-positive, disaggregated by men and women) compared to estimated HIV prevalence, 2014²



Adults 15+	Men	Women	Total
Total tested	332,012	1,009,029	1,341,041
Tested HIV-positive	12,038	5,742	17,780

Balance between testing approaches - Vietnam




Estimated national HIV prevalence is 0.4%

Nearly 1.8 million adult men and women received HIV testing services and 0.9% tested HIV-positive in 2014².

Majority adults receiving HIV testing services were women—but adult men were nearly 2x more likely to test HIV-positive compared to adult women².

Adults 15+	Men	Women	Total
Total tested	236,884	1,501,581	1,738,465
Tested HIV- positive	10,201	5,789	15,990

Key new issues highlighted in the new WHO HIV testing services guidelines

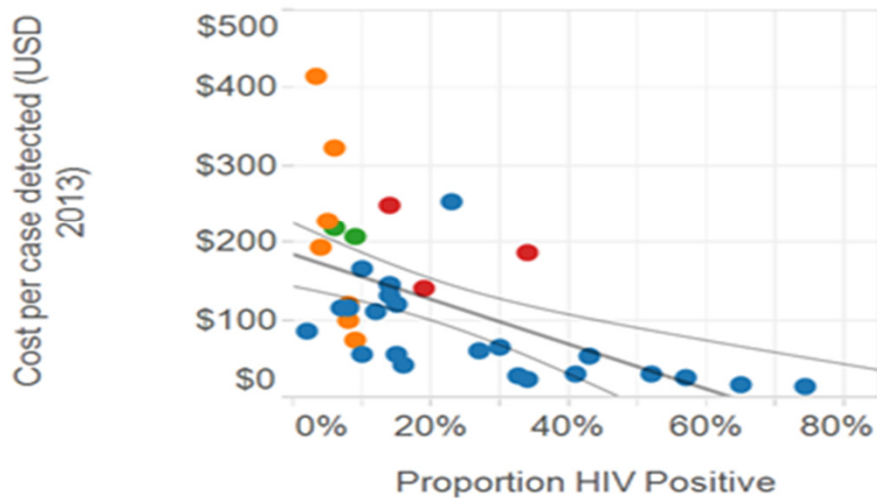
- **Better TB  HIV integration**
 - Currently many missed opportunities
- **Increasing access through community testing**
 - Lay testers
 - Simplified testing strategies – test for triage
 - Self-testing
- **Improving quality**
 - Serious concerns about misdiagnosis

Key new issues highlighted in the new WHO HIV testing services guidelines

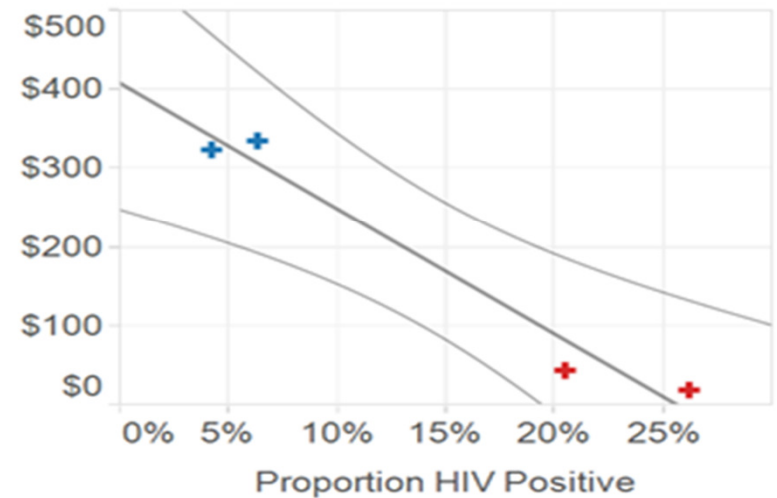
Testing efficiently, effectively and acceptability

- Choosing the best approaches

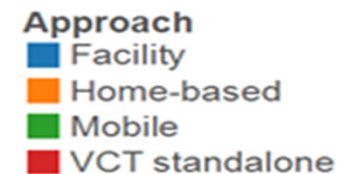
General Population



Key Populations



Better surveillance and monitoring



Acknowledgements

Special thanks to: **Cheryl Johnson**, Carmen Figueroa, David Flynn, Theresa Babovic, Michel Beusenbergh, Daniel Low-Beer (WHO HIV Dept), **Anita Sands** (WHO EMP Dept.) **Haileyesus Getahun**, **Annabel Baddeley**, **Avinash Kanchar** (WHO TB dept) **Kimberly Marsh**, Keith Sabin (UNAIDS), **Elizabeth Marum** , **Pam Bachanas** (CDC), **Vincent Wong**, **Charlene Brown** (USAID), **Midnight Poonkasetwattana** (APCOM), and **Getrude Ncube** (MoH Zimbabwe)

Special thanks to everyone who assisted with developing the guidelines: Steering Committee, Guideline Development Group, 120+ peer reviewers, all contributors of case examples, editors, designers, administrative, communications and technical support teams.

Funding of the guidelines provided by PEPFAR (USAID & CDC) and UBRAF

