

# FACT SHEET TO THE WHO CONSOLIDATED GUIDELINES ON HIV TESTING SERVICES

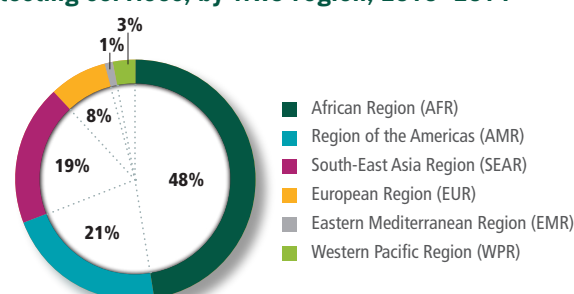
JULY 2015



**HIV testing services are the gateway to prevention services and life-saving treatment and care.**

Recent estimates report that only 54% of people with HIV know their HIV status. In order to reach the UN 90–90–90 goals it is critical that HIV testing services be strategically expanded to diagnose as many people with HIV as early as possible. This fact sheet includes data on HIV testing services reported by countries to the Global AIDS Response Progress Reporting (GARPR) (WHO, UNAIDS, UNICEF) as of July 2015.

**Fig. 1. Percent of the cumulative number of adults (15+) who reportedly received HIV testing services, by WHO region, 2010–2014**



Source: GARPR (WHO, UNAIDS, UNICEF) 6 July 2015.

## Total tested

Between 2010 and 2014 **nearly 600 million adults (ages 15+)** reportedly received HIV testing services in 122 low- and middle-income countries in this period (see Fig. 1).<sup>1</sup>

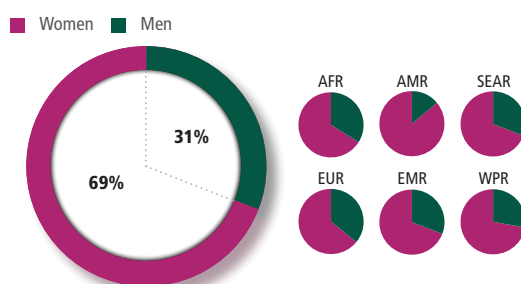
Approximately **150 million children and adults** in 129 low- and middle-income countries reportedly received HIV testing services in 2014.<sup>1</sup>

Approximately **3 million children and adults** tested HIV-positive according to 81 reporting low- and middle-income countries in 2014.<sup>2</sup>

**Nearly 70% of adults receiving HIV testing services are women.**<sup>3</sup> Much testing is occurring in antenatal care settings, even in low and concentrated epidemic settings (see Fig. 2).

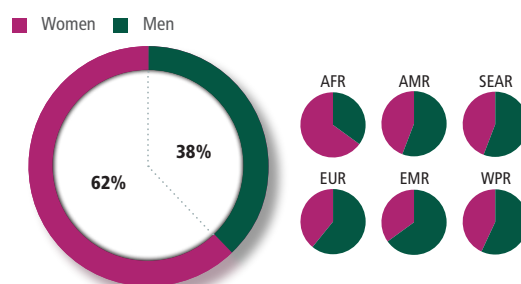
Across all WHO regions, more than 60% of adults testing HIV-positive were women; **outside the WHO African Region, however, those who tested HIV-positive were more likely to be adult men** (see Fig. 3).<sup>4</sup>

**Fig. 2. Total number of adults (15+) who received HIV testing services, proportion men and women by WHO region, 2014**



Source: GARPR (WHO, UNAIDS, UNICEF) 6 July 2014. 76 reporting countries.

**Fig. 3. Total number of adults (15+) testing HIV-positive, proportion men and women by WHO region, 2014**



Source: GARPR (WHO, UNAIDS, UNICEF) 6 July 2015. 65 countries reporting men and women who received HIV testing services and who tested HIV-positive in 2014. Important to note this is not equivalent to new infections or HIV-prevalence as it includes people who were infected in previous years, not just those infected in 2014, and also individuals who are re-testing and who are known to be HIV-positive.

# #Test4HIV

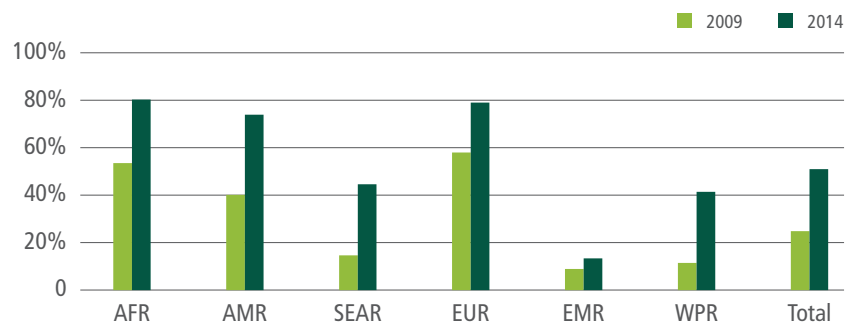
From 2009 to 2014, the proportion of TB patients who received HIV testing services has consistently improved in all WHO regions (see Fig. 4). Eighteen of the 41 countries with the highest TB/HIV burden achieved HIV testing coverage of 90% or more in 2014.<sup>5</sup> However, overall **only half** of all children and adult TB patients (3.1 million out of 6 million) received HIV testing services. The proportion of TB patients testing HIV-positive is high – in 2014 – 17% of TB patients tested for HIV were HIV-positive.<sup>6</sup>

## Enabling environment for scaling-up HIV testing services

WHO strongly recommends community-based HIV testing services. According to GARPR (WHO, UNAIDS, UNICEF), in 2014, **93 out of 124 (75%)** reporting countries have policies recommending community-based HIV testing services. WHO's new **"test for triage" approach and recommendation for lay provider delivered HIV testing services** can be used in settings where there are barriers to introducing or scaling-up community-based HIV testing services.<sup>7</sup>

Although many countries permit lay provider HIV testing and pre- and post-test counselling, **task sharing can be expanded**. According to GARPR (WHO, UNAIDS, UNICEF), in 2014, **65 out of 124 (52%)**

**Fig. 4. Proportion of TB patients who received HIV testing services in 138 low- and middle-income countries and territories, 2009 and 2014**



For the full WHO Consolidated Guidelines on HIV testing services, see: <http://www.who.int/hiv/pub/guidelines/hiv-testing-services>

reporting countries have policies recommending lay provider HIV testing using rapid diagnostic tests.<sup>7</sup>

WHO strongly recommends voluntary HIV testing services for key populations.<sup>8</sup> Progress continues to be made as more countries are including key populations into national guidelines. In 2014, **110 out of 129 (85%)** countries reported that their national HIV testing policies address key populations. However, translating policy into implementation lags behind.<sup>7</sup>

Couples and index partner HIV testing services are critical to diagnosing new infections, identifying serodiscordant couples and linking couples and partners to prevention, treatment and care services. **These services can be scaled-up, as only 88 out of 125 (70%)** reporting countries had policies recommending couples and index partner HIV testing services in 2014.<sup>8</sup>

## Provide quality HIV testing services

The quality of HIV testing services is a growing concern. According to a review of 48 national testing policies, **less than 20% of national HIV testing policies included WHO recommended testing strategies.**<sup>9</sup>

According to GARPR (WHO, UNAIDS, UNICEF), **68 countries reported on the status of stock outs of rapid HIV kits in 2014.**<sup>1</sup>

1. GARPR (WHO, UNAIDS, UNICEF) 6 July 2015.
2. GARPR (WHO, UNAIDS, UNICEF) 6 July 2015. 81 low- and middle-income countries reporting which reported the number of children tested for HIV and tested HIV-positive. The graph depicts children and adults testing HIV-positive in 2014. Important to note this is not equivalent to new infections or HIV-prevalence as it includes people who were infected in previous years, not just those infected in 2014, and also individuals who are re-testing and who are known to be HIV-positive.
3. GARPR (WHO, UNAIDS, UNICEF) 6 July 2015. 76 reporting low- and middle-income countries. Note this number includes the total number of adults (disaggregated by men and women 15+) who received HIV testing services and received their test result in 2014.
4. GARPR (WHO, UNAIDS, UNICEF) 6 July 2015. 65 low- and middle-income countries reporting men and women tested HIV-positive and received their results, in 2014. Important to note this is not equivalent to new infections or HIV-prevalence as it includes people who were infected in previous years, not just those infected in 2014, and also individuals who are re-testing and who are known to be HIV-positive.
5. Global Tuberculosis report 2014 (WHO) (available at [http://www.who.int/tb/publications/global\\_report/en/](http://www.who.int/tb/publications/global_report/en/)), the 41 priority TB/HIV countries contribute more than 92% of the global burden.
6. Provisional data from Global TB data reporting system (WHO), 29 June 2015; from 138 countries and territories with low- and middle-income; final data for 2014 will be published in the WHO Global TB Report 2015.
7. GARPR (WHO, UNAIDS, UNICEF) 1 July 2015.
8. WHO defines key populations as: men who have sex with men, sex workers, transgender people, people who inject drugs and people in prison or other closed settings.
9. Source: Annex 2. Global analysis of 48 national HIV testing policies. In: WHO Consolidated Guidelines on HIV testing services. Geneva: World Health Organization, 2015.

For more information, contact:

World Health Organization  
Department of HIV/AIDS  
20, avenue Appia  
1211 Geneva 27  
Switzerland

E-mail: [hiv-aids@who.int](mailto:hiv-aids@who.int)  
[www.who.int/hiv](http://www.who.int/hiv)  
© World Health Organization 2015



FACT SHEET

HIV TESTING SERVICES