

Afghanistan Contraception within the context of adolescents' sexual and reproductive lives: Country factsheet

SOCIO-DEMOGRAPHIC CHARACTERISTICS					
	Both Sexes	Female		Male	
	10-19 years	10-14 years	15-19 years	10-14 years	15-19 years
Total population of adolescents (millions) ¹ (2019)	9822	2540	2252	2652	2378
% of total population that are adolescents ¹ (2019)	25.2	13.4	11.9	13.3	11.9
% of adolescents that live in rural areas ² (2014)	71.4	71.0	70.1	72.2	72.3
% of total rural population that are adolescents ² (2014)	26.3	14.0	11.7	14.5	12.3
% of total urban population that are adolescents ² (2014)	28.2	15.7	13.7	15.3	12.9
% national monetary child poverty ³ (2017)	No data				
Completion rate for lower secondary school ⁴ (2015)	Female	25.2			
	Male	48.7			
Completion rate for upper secondary school ⁴ (2015)	Female	15.0			
	Male	33.5			
Out of school rate	Female	No data			
	Male	No data			

CHILD MARRIAGE/UNION STATUS ⁵ (2015)		
	Female	Male
Adolescents, 15-19, who are married/ in union (%)	16.9	3.1
% married/in union before age 15 (aged 20-24)	8.8	0.8
% married/in union before age 18	28.0 ⁶ (2017)	7.3

FEMALE GENITAL MUTILATION ⁵ (2012)		
	10-14 years	15-19 years
% of girls who have undergone female genital mutilation/cutting	No data	No data

GENDER-BASED VIOLENCE ⁵ (2015)		
% of girls who report experiencing:	10-14 years	15-19 years
Physical violence in the last 12 months	No data	29.0
Sexual violence in the last 12 months	No data	4.7
% of adolescents (aged 15-19) who think a husband is justified in hitting or beating his wife in certain circumstances	Female	Male
	78.3	70.6

SEXUAL ACTIVITY ⁵ (2015)				
	Female		Male	
	10-14 years	15-19 years	10-14 years	15-19 years
% of adolescents engaged in pre-coital physical behavior	No data	No data	No data	No data
% of adolescents that ever had sex	No data	17.0	No data	3.1
% of adolescents having had sex by age 15	No data	1.8	No data	0.2
% of adolescents sexually active in the last month	No data	89.0*	No data	96.4*

CHILDBEARING		
% of adolescent girls who have begun childbearing ⁵ (2015)	10-14 years	No data
	15-19 years	12.1
% of women (aged 20-24) who gave birth before 18 years ⁵ (2015)	20.4	
Number of births per 1,000 girls, 15-19 ⁷ (2019)	49.9	
% of adolescent girls (aged 15-19) with live births who received antenatal care (ANC4+ visits) ⁸ (2018)	18.7	
% of births among girls (aged 15-19) attended by skilled health personnel ⁵ (2015)	50.1	

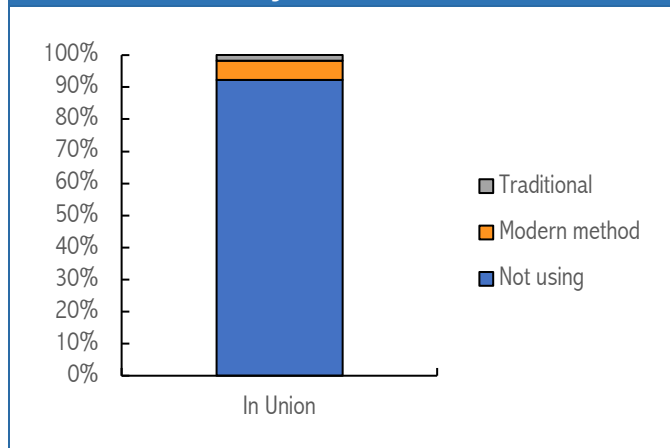
ABORTION

	10-14 years	15-19 years
Abortion rate per 1,000 girls	No data	No data

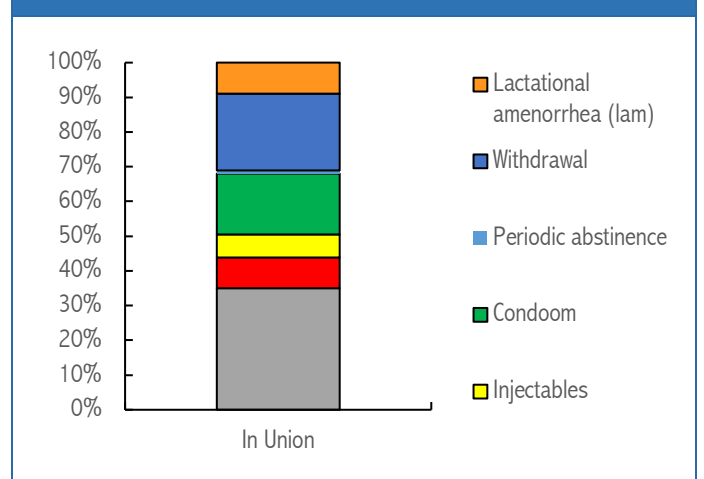
FERTILITY INTENTIONS & CONTRACEPTIVE USE^{5,7} (2015)

% of pregnancies experienced by adolescent girls aged 15-19 in the 5 years preceding the survey, including current pregnancies, by planning status	Married/ In union	Unmarried/ not in union
Last pregnancy wanted (<2 years)		
Last pregnancy wanted later (>=2 years)		
Last pregnancy not wanted at all		
% of adolescent girls (aged 15-19) with an unmet need for modern methods of contraception	20.9	20.8*
% of sexually active unmarried adolescent girls (aged 15-19) who currently use at least one method of modern contraception	No data	

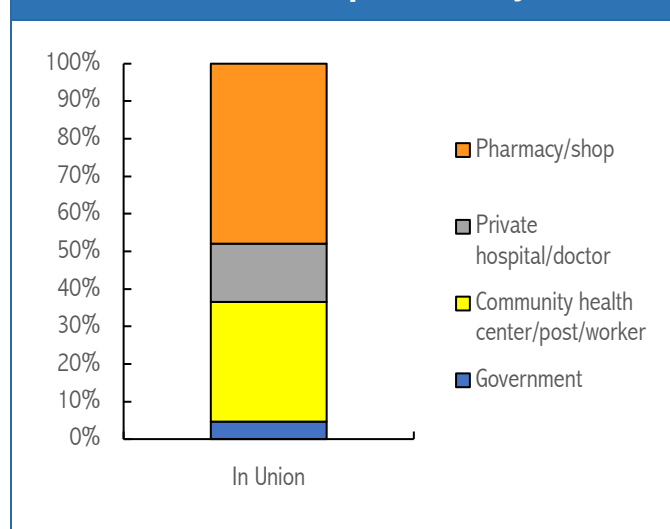
Current use and non-use of contraception, 15-19 years⁹ (2015)



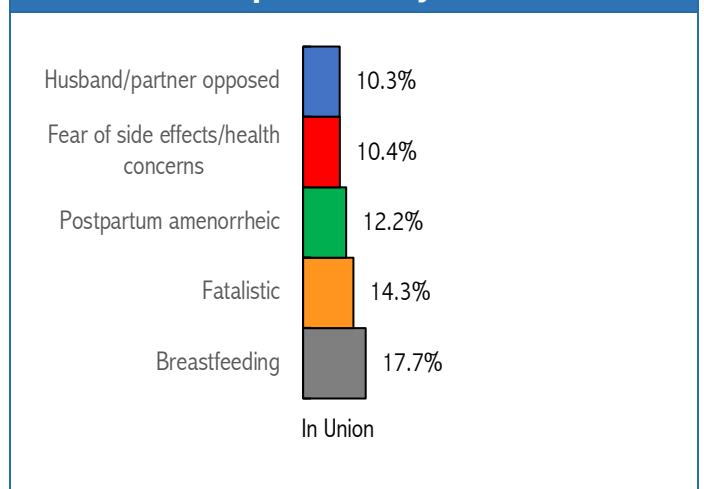
Contraceptive method mix, 15-19 years⁹ (2015)



Main sources of contraception, 15-19 years⁹ (2015)



Main reasons for not intending to use contraception, 15-19 years⁹ (2015)



HIV/AIDS, SEXUALLY TRANSMITTED INFECTIONS (STIs) AND HUMAN PAPILLOMA VIRUS (HPV)

	Female			Male		
	10-19 years	10-14 years	15-19 years	10-19 years	10-14 years	15-19 years
Number of adolescents living with HIV ¹⁰⁽²⁰²⁰⁾	<100	<100	<200	<200	<100	<200
Number of new HIV infections among adolescents per year ^{10 (2020)}	<100	No data	<100	<100	No data	<100
% of adolescents with comprehensive knowledge about AIDS ^{5 (2015)}	No data	No data	0.6	No data	No data	4.3
% prevalence of sexually transmitted infections among adolescents ^{5 (2015)}	No data	No data	1.2	No data	No data	3.4
% of sexually active adolescents who had an HIV test in the last 12 months and received the results ^{5 (2015)}	No data	No data	1.2	No data	No data	0.0
% of girls, 15 or older, who have completed the full three dose vaccination schedule for HPV	No data	No data	No data	No data	No data	No data

MENSTRUAL HEALTH

	10-14 years	15-19 years
% of adolescent girls who were aware of menstruation before the onset of their first menstruation	No data	No data
% of adolescent girls who did not participate in social activities, school, or work due to their last menstruation in the last 12 months	No data	No data

DATA SOURCES

1. World Population Prospects, 2019 Revision. *Population data*. United Nations Department of Economic and Social Affairs, Population Division. Available from: <https://esa.un.org/unpd/wpp/Download/Standard/Population/> [Accessed 15th May, 2020].
2. United Nations. *World Urbanization Prospects, the 2014 Revision*. New York: United Nations; Department of Economic and Social Affairs, Population Division; 2014.
3. Keeley B, Little C. *The State of the World's Children 2017: Children in a Digital World*. UNICEF: New York; 2017.
4. UNESCO Institute of Statistics. *UIS Statistics*. Available from: <http://data.uis.unesco.org> [Accessed 15th May, 2020].
5. Central Statistics Organization (CSO), Ministry of Public Health (MoPH), and ICF. *Afghanistan Demographic and Health Survey 2015. Kabul, Afghanistan*. Central Statistics Organization; 2017.
*Sexually active data is for adolescents who were ever married.
*Unmet need for modern methods of contraception for girls not married/in union is for the proportion that are sexually active in the last month.
6. Central Statistics Organization. *Afghanistan Living Conditions Survey (ALCS) 2016-17*. Central Statistics Organization: Kabul; 2018.
7. United Nations Department of Economic and Social Affairs, Population Division. *World Population Prospects. Fertility data- 2020-2025*. Available from: <https://population.un.org/wpp/Download/Standard/Fertility/> [Accessed 30th October 2019].
8. KIT Royal Tropical Institute. *Afghanistan Health Survey (AHS) 2018*. Afghanistan; 2019.
9. Central Statistics Organization (CSO), Ministry of Public Health (MoPH), and ICF. *Afghanistan Demographic and Health Survey 2015/AFIR70FL.DTA. Kabul, Afghanistan*. Central Statistics Organization; 2017.
10. UNAIDS. *Trends of new HIV infections*. Available from: <http://aidsinfo.unaids.org> [Accessed 15th May, 2020].