

Bangladesh Contraception within the context of adolescents' sexual and reproductive lives: Country factsheet

SOCIO-DEMOGRAPHIC CHARACTERISTICS					
	Both Sexes	Female		Male	
	10-19 years	10-14 years	15-19 years	10-14 years	15-19 years
Total population of adolescents (millions) ¹ (2019)	30.7	7.4	7.6	7.7	15.76
% of total population that are adolescents ¹ (2019)	18.6	9.1	9.3	9.3	9.6
% of adolescents that live in rural areas ² (2014)	67.4	66.7	66.9	67.7	66.9
% of total rural population that are adolescents ² (2014)	20.6	10.3	9.7	10.7	10.5
% of total urban population that are adolescents ² (2014)	18.6	9.1	10.4	9.2	9.4
% national monetary child poverty ³ (2017)					
Completion rate for lower secondary school ⁴ (2014)	Female	55.5			
	Male	54.1			
Completion rate for upper secondary school ⁴ (2014)	Female	17.5			
	Male	21.2			
Out of school rate	Female	No data			
	Male	No data			

CHILD MARRIAGE/UNION STATUS ⁵ (2019)		
	Female	Male
Adolescents, 15-19, who are married/ in union (%)	32.9	No recent data
% married/in union before age 15 (aged 20-24)	15.5	No recent data
% married/in union before age 18	51.4	No recent data

FEMALE GENITAL MUTILATION		
	10-14 years	15-19 years
% of girls who have undergone female genital mutilation/cutting	No data	No data

GENDER-BASED VIOLENCE		
	10-14 years	15-19 years
% of girls who report experiencing:		
Physical violence in the last 12 months	No data	No recent data
Sexual violence in the last 12 months	No data	No recent data
% of adolescents (aged 15-19) who think a husband is justified in hitting or beating his wife in certain circumstances ⁵ (2019)	Female	Male
	17.4	No recent data

SEXUAL ACTIVITY ⁶ (2014)				
	Female		Male	
	10-14 years	15-19 years	10-14 years	15-19 years
% of adolescents engaged in pre-coital physical behavior	No data	No data	No data	No data
% of adolescents that ever had sex	No data	45.0	No data	No recent data
% of adolescents having had sex by age 15	No data	15.0	No data	No recent data
% of adolescents sexually active in the last month	No data	78.1	No data	No data

CHILDBEARING		
% of adolescent girls who have begun childbearing ⁵ (2019)	10-14 years	No data
	15-19 years	18.5
% of women (aged 20-24) who gave birth before 18 years ⁵ (2019)	24.2	
Number of births per 1,000 girls, 15-19 ⁷ (2019)	79.7	
% of adolescent girls (aged 15-19) with live births who received antenatal care (ANC4+ visits) ⁵ (2019)	34.8	
% of births among girls (aged 15-19) attended by skilled health personnel ⁵ (2019)	62.3	

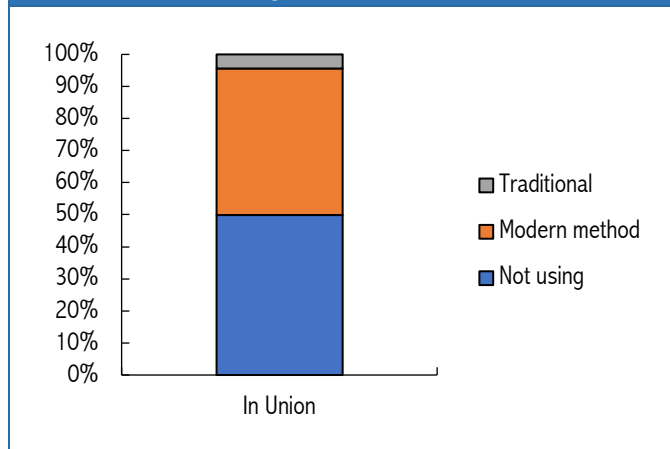
ABORTION

	10-14 years	15-19 years
Abortion rate per 1,000 girls	No data	No data

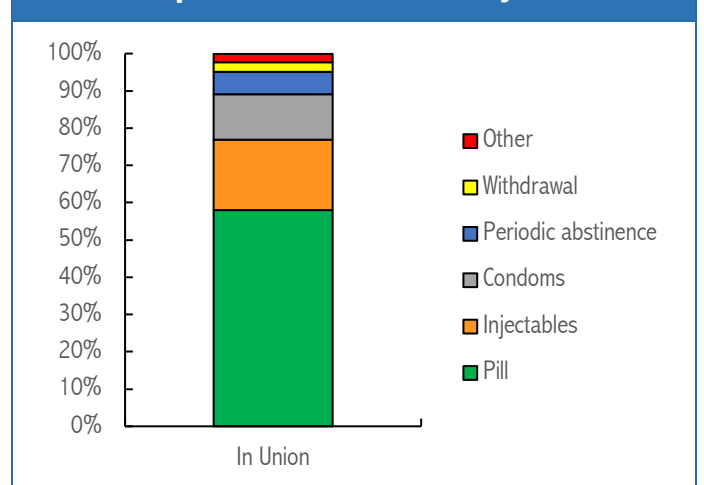
FERTILITY INTENTIONS & CONTRACEPTIVE USE^{6,8} (2014)

% of pregnancies experienced by adolescent girls aged 15-19 in the 5 years preceding the survey, including current pregnancies, by planning status	Married/ In union	Unmarried/ not in union
Last pregnancy wanted (<2 years)	78.0	No data
Last pregnancy wanted later (>=2 years)	21.9	No data
Last pregnancy not wanted at all	0.1	No data
% of adolescent girls (aged 15-19) with an unmet need for modern methods of contraception	17.1	No data
% of sexually active unmarried adolescent girls (aged 15-19) who currently use at least one method of modern contraception	No data	

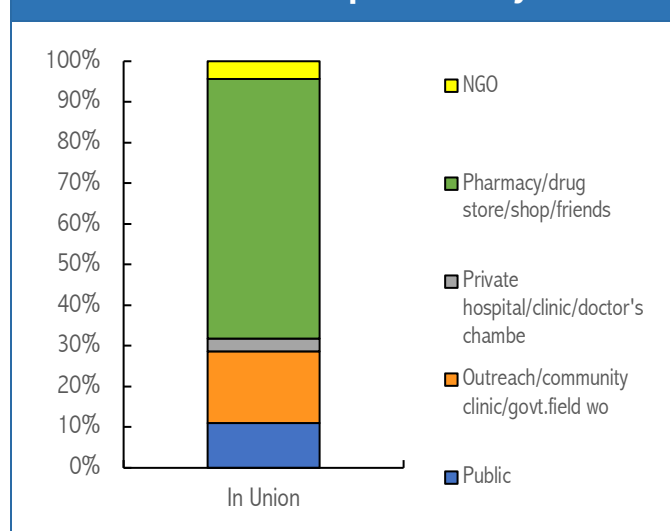
Current use and non-use of contraception, 15-19 years⁸ (2014)



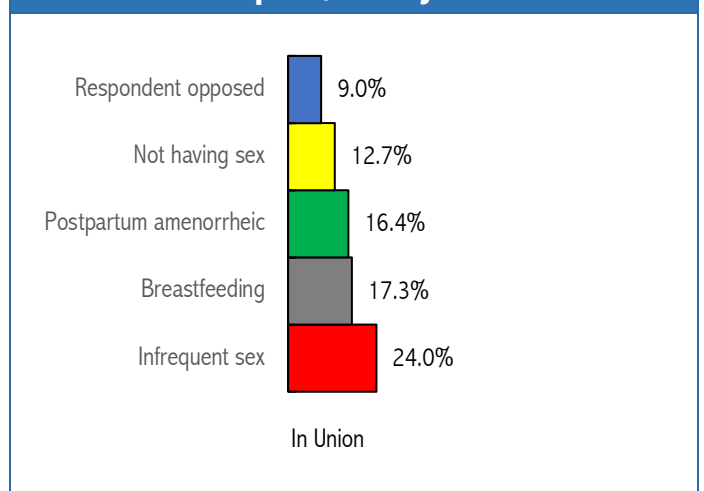
Contraceptive method mix, 15-19 years⁸ (2014)



Main sources of contraception, 15-19 years⁸ (2014)



Main reasons for not intending to use contraception, 15-19 years⁸ (2014)



HIV/AIDS, SEXUALLY TRANSMITTED INFECTIONS (STIs) AND HUMAN PAPILLOMA VIRUS (HPV)

	Female			Male		
	10-19 years	10-14 years	15-19 years	10-19 years	10-14 years	15-19 years
Number of adolescents living with HIV ⁹ (2019)	<200	<100	<100	<100	<100	<100
Number of new HIV infections among adolescents per year ⁹ (2019)	<100	No data	<100	<100	No data	<100
% of adolescents with comprehensive knowledge about AIDS ⁶ (2014), 5(2019)	No data	No data	10.6	No data	No data	No data
% prevalence of sexually transmitted infections among adolescents ⁵ (2014)	No data	No data	10.4	No data	No data	No data
% of sexually active adolescents who had an HIV test in the last 12 months and received the results ⁵ (2014)	No data	No data	No data	No data	No data	No data
% of girls, 15 or older, who have completed the full three dose vaccination schedule for HPV	No data	No data	No data	No data	No data	No data

MENSTRUAL HEALTH

	10-14 years	15-19 years
% of adolescent girls who were aware of menstruation before the onset of their first menstruation	No data	No data
% of adolescent girls who did not participate in social activities, school, or work due to their last menstruation in the last 12 months	No data	No data

DATA SOURCES

- World Population Prospects, 2019 Revision. *Population data*. United Nations Department of Economic and Social Affairs, Population Division. Available from: <https://esa.un.org/unpd/wpp/Download/Standard/Population/> [Accessed 15th May, 2020].
 - United Nations. *World Urbanization Prospects, the 2014 Revision*. New York: United Nations; Department of Economic and Social Affairs, Population Division; 2014.
 - Keeley B, Little C. *The State of the World's Children 2017: Children in a Digital World*. UNICEF: New York; 2017.
 - UNESCO Institute of Statistics. *UIS Statistics*. Available from: <http://data.uis.unesco.org> [Accessed 15th May, 2020].
 - Bangladesh Bureau of Statistics (BBS) and UNICEF Bangladesh. *Progotir Pathay, Bangladesh Multiple Indicator Cluster Survey 2019, Survey Findings Report*. Dhaka, Bangladesh: Bangladesh Bureau of Statistics (BBS); 2019.
 - National Institute of Population Research and Training (NIPORT), Mitra and Associates, and ICF International. *Bangladesh Demographic and Health Survey 2014*. Dhaka, Bangladesh, and Rockville, Maryland, USA: NIPORT, Mitra and Associates, and ICF International; 2016.
- *Unmet need for modern methods of contraception for girls not married/in union is for the proportion that are sexually active in the last month.
- United Nations Department of Economic and Social Affairs, Population Division. *World Population Prospects. Fertility data- 2020-2025*. Available from: <https://population.un.org/wpp/Download/Standard/Fertility/> [Accessed 15th May 2020].
 - National Institute of Population Research and Training (NIPORT), Mitra and Associates, and ICF International. *Bangladesh Demographic and Health Survey 2014/ BDIR72FL.DTA*. Dhaka, Bangladesh, and Rockville, Maryland, USA: NIPORT, Mitra and Associates, and ICF International; 2016.
 - UNAIDS. *Trends of new HIV infections*. Available from: <http://aidsinfo.unaids.org> [Accessed 15th May, 2020].