

Philippines Contraception within the context of adolescents' sexual and reproductive lives: Country factsheet

SOCIO-DEMOGRAPHIC CHARACTERISTICS					
	Both Sexes	Female		Male	
	10-19 years	10-14 years	15-19 years	10-14 years	15-19 years
Total population of adolescents (millions) ¹ (2019)	21.4	5.3	5.1	5.6	5.4
% of total population that are adolescents ¹ (2019)	19.5	9.8	9.3	10.1	9.8
% of adolescents that live in rural areas ² (2014)	57.2	58.2	53.5	59.1	57.5
% of total rural population that are adolescents ² (2014)	21.8	11.4	9.8	11.8	10.6
% of total urban population that are adolescents ² (2014)	20.7	10.0	10.3	10.6	10.2
% national monetary child poverty ³ (2017)	No data				
Completion rate for lower secondary school ⁴ (2018)	Female	87.7			
	Male	74.9			
Completion rate for upper secondary school ⁴ (2018)	Female	83.4			
	Male	73.9			
Out of school rate ⁴ (2015)	Female	12.4			
	Male	7.7			

CHILD MARRIAGE/UNION STATUS ⁵ (2017)		
	Female	Male
Adolescents, 15-19, who are married/ in union (%)	8.5	No recent data
% married/in union before age 15 (aged 20-24)	2.2	No recent data
% married/in union before age 18	16.5	No recent data

FEMALE GENITAL MUTILATION		
	10-14 years	15-19 years
% of girls who have undergone female genital mutilation/cutting	No data	No data

GENDER-BASED VIOLENCE ⁵ (2017)		
	10-14 years	15-19 years
% of girls who report experiencing:		
Physical violence in the last 12 months	No data	19.3
Sexual violence in the last 12 months	No data	6.6
% of adolescents (aged 15-19) who think a husband is justified in hitting or beating his wife in certain circumstances		
Female	Male	
50.7	58.1	

SEXUAL ACTIVITY ⁵ (2017)				
	Female		Male	
	10-14 years	15-19 years	10-14 years	15-19 years
% of adolescents engaged in pre-coital physical behavior	No data	No data	No data	No data
% of adolescents that ever had sex	No data	12.2	No data	No data
% of adolescents having had sex by age 15	No data	1.6	No data	No data
% of adolescents sexually active in the last month	No data	7.0	No data	No data

CHILDBEARING		
% of adolescent girls who have begun childbearing ⁵ (2017)	10-14 years	No data
	15-19 years	8.6
% of women (aged 20-24) who gave birth before 18 years ⁵ (2017)	10.5	
Number of births per 1,000 girls, 15-19 ⁶ (2019)	57.2	
% of adolescent girls (aged 15-19) with live births who received antenatal care (ANC4+ visits) ⁵ (2017)	79.7	
% of births among girls (aged 15-19) attended by skilled health personnel ⁵ (2017)	83.4	

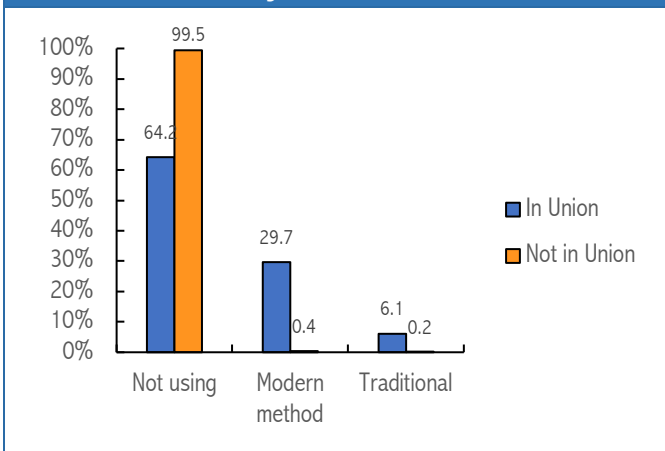
ABORTION

	10-14 years	15-19 years
Abortion rate per 1,000 girls	No data	No data

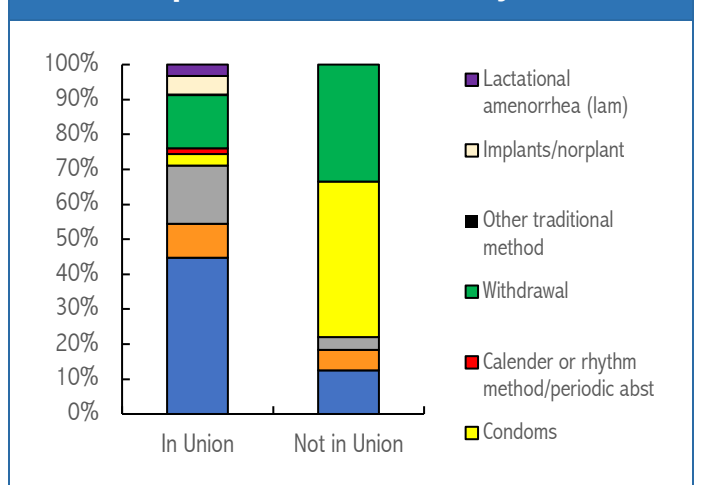
FERTILITY INTENTIONS & CONTRACEPTIVE USE^{5,7} (2017)

% of pregnancies experienced by adolescent girls aged 15-19 in the 5 years preceding the survey, including current pregnancies, by planning status	Married/ In union	Unmarried/ not in union
Last pregnancy wanted (<2 years)	66.3	42.2
Last pregnancy wanted later (>=2 years)	29.7	49.5
Last pregnancy not wanted at all	4.0	8.3
% of adolescent girls (aged 15-19) with an unmet need for modern methods of contraception	27.9	61.8
% of sexually active unmarried adolescent girls (aged 15-19) who currently use at least one method of modern contraception	12.9	

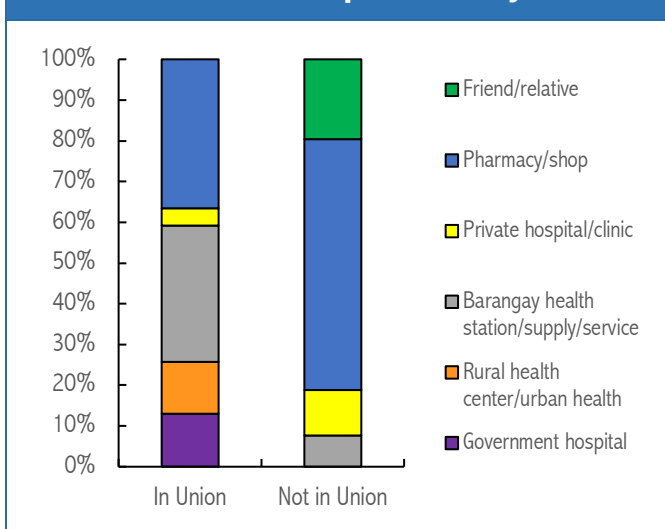
Current use and non-use of contraception, 15-19 years⁷ (2017)



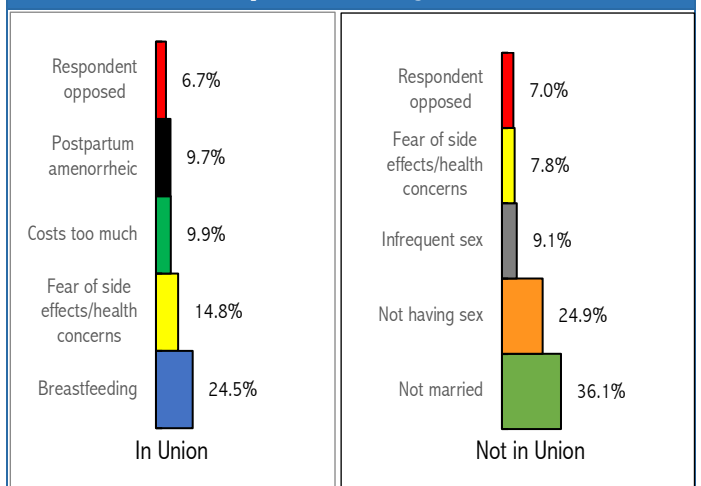
Contraceptive method mix, 15-19 years⁷ (2017)



Main sources of contraception, 15-19 years⁷ (2017)



Main reasons for not intending to use contraception, 15-19 years⁷ (2017)



HIV/AIDS, SEXUALLY TRANSMITTED INFECTIONS (STIs) AND HUMAN PAPILLOMA VIRUS (HPV)

	Female			Male		
	10-19 years	10-14 years	15-19 years	10-19 years	10-14 years	15-19 years
Number of adolescents living with HIV ⁸ (2020)	550	<100	540	5400	<100	5400
Number of new HIV infections among adolescents per year ⁸ (2020)	<500	No data	<500	No data	2400	2400
% of adolescents with comprehensive knowledge about AIDS ⁵ (2017)	No data	No data	15.7	No data	No data	No recent data
% prevalence of sexually transmitted infections among adolescents ⁵ (2017)	No data	No data	No data	No data	No data	No recent data
% of sexually active adolescents who had an HIV test in the last 12 months and received the results ⁵ (2017)	No data	No data	1.3	No data	No data	No recent data
% of girls, 15 or older, who have completed the full three dose vaccination schedule for HPV	No data	No data	No data	No data	No data	No data

MENSTRUAL HEALTH

	10-14 years	15-19 years
% of adolescent girls who were aware of menstruation before the onset of their first menstruation	No data	No data
% of adolescent girls who did not participate in social activities, school, or work due to their last menstruation in the last 12 months	No data	No data

DATA SOURCES

- World Population Prospects, 2019 Revision. *Population data*. United Nations Department of Economic and Social Affairs, Population Division. Available from: <https://esa.un.org/unpd/wpp/Download/Standard/Population/> [Accessed 15th May, 2020].
 - United Nations. *World Urbanization Prospects, the 2014 Revision*. New York: United Nations; Department of Economic and Social Affairs, Population Division; 2014.
 - Keeley B, Little C. *The State of the World's Children 2017: Children in a Digital World*. UNICEF: New York; 2017.
 - UNESCO Institute of Statistics. *UIS Statistics*. Available from: <http://data.uis.unesco.org> [Accessed 15th May 2020].
 - Philippine Statistics Authority (PSA) and ICF. *Philippines National Demographic and Health Survey 2017*. Quezon City, Philippines, and Rockville, Maryland, USA: PSA and ICF; 2018.
- *Unmet need for modern methods of contraception for girls not married/in union is for the proportion that are sexually active in the last month.
- United Nations Department of Economic and Social Affairs, Population Division. *World Population Prospects. Fertility data- 2020-2025*. Available from: <https://population.un.org/wpp/Download/Standard/Fertility/> [Accessed 15th May 2020].
 - Philippine Statistics Authority (PSA) and ICF. *Philippines National Demographic and Health Survey 2017/ PHIR70FL.DTA*. Quezon City, Philippines, and Rockville, Maryland, USA: PSA and ICF; 2018.
 - UNAIDS. *Trends of new HIV infections*. Available from: <http://aidsinfo.unaids.org> [Accessed 15th May 2020].