

POLICY BRIEF

UPDATE OF RECOMMENDATIONS ON FIRST- AND SECOND-LINE ANTIRETROVIRAL REGIMENS

JULY 2019

HIV TREATMENT



WHO/CDS/HIV/19.15

© World Health Organization 2019

Some rights reserved. This work is available under the Creative Commons Attribution-NonCommercial-ShareAlike 3.0 IGO licence (CC BY-NC-SA 3.0 IGO; <https://creativecommons.org/licenses/by-nc-sa/3.0/igo>).

Under the terms of this licence, you may copy, redistribute and adapt the work for non-commercial purposes, provided the work is appropriately cited, as indicated below. In any use of this work, there should be no suggestion that WHO endorses any specific organization, products or services. The use of the WHO logo is not permitted. If you adapt the work, then you must license your work under the same or equivalent Creative Commons licence. If you create a translation of this work, you should add the following disclaimer along with the suggested citation: “This translation was not created by the World Health Organization (WHO). WHO is not responsible for the content or accuracy of this translation. The original English edition shall be the binding and authentic edition”.

Any mediation relating to disputes arising under the licence shall be conducted in accordance with the mediation rules of the World Intellectual Property Organization.

Suggested citation. Update of recommendations on first- and second-line antiretroviral regimens. Geneva, Switzerland: World Health Organization; 2019 (WHO/CDS/HIV/19.15).
Licence: CC BY-NC-SA 3.0 IGO.

Cataloguing-in-Publication (CIP) data. CIP data are available at <http://apps.who.int/iris>.

Sales, rights and licensing. To purchase WHO publications, see <http://apps.who.int/bookorders>. To submit requests for commercial use and queries on rights and licensing, see <http://www.who.int/about/licensing>.

Third-party materials. If you wish to reuse material from this work that is attributed to a third party, such as tables, figures or images, it is your responsibility to determine whether permission is needed for that reuse and to obtain permission from the copyright holder. The risk of claims resulting from infringement of any third-party-owned component in the work rests solely with the user.

General disclaimers. The designations employed and the presentation of the material in this publication do not imply the expression of any opinion whatsoever on the part of WHO concerning the legal status of any country, territory, city or area or of its authorities, or concerning the delimitation of its frontiers or boundaries. Dotted and dashed lines on maps represent approximate border lines for which there may not yet be full agreement.

The mention of specific companies or of certain manufacturers' products does not imply that they are endorsed or recommended by WHO in preference to others of a similar nature that are not mentioned. Errors and omissions excepted, the names of proprietary products are distinguished by initial capital letters.

All reasonable precautions have been taken by WHO to verify the information contained in this publication. However, the published material is being distributed without warranty of any kind, either expressed or implied. The responsibility for the interpretation and use of the material lies with the reader. In no event shall WHO be liable for damages arising from its use.

Cover photo: ©JohnRaeNYC
Layout: 400.co.uk

Printed in Switzerland.

BACKGROUND

In 2018, WHO published interim guidelines recommending dolutegravir (DTG)-containing regimens as the preferred first- and second-line antiretroviral therapy (ART) regimens for people living with HIV (1). However, a note of caution about women of childbearing potential using DTG was issued following a signal of a potential association of neural tube defects and women's use of DTG at the time of conception in an observational study from Botswana (2,3). These 2018 guidelines also recommended 400 mg of efavirenz (EFV), in combination with tenofovir disoproxil fumarate (TDF) plus lamivudine (3TC) or emtricitabine (FTC), as an alternative first-line ART regimen. However, information on the efficacy of this regimen for pregnant women and people receiving rifampicin-containing tuberculosis (TB) treatment was lacking.

The 2019 updated guidelines provide the latest recommendations based on rapidly evolving evidence of safety and efficacy and programmatic experience using DTG and EFV 400 mg in pregnant women and people coinfecting with TB (4–6). These guidelines provide further reassurance of DTG as the preferred antiretroviral (ARV) drug in first- and second-line regimens due to the declining estimate of neural tube defect risk and observed efficacy. This reassurance comes at a time when pretreatment resistance to non-nucleoside reverse-transcriptase inhibitors (NNRTI) is increasing in low- and middle-income countries, creating demand for access to alternative non-NNRTI ARV drugs (7) (Box 1).

Box 1. Recommendations: first- and second-line ART regimens

First-line ART regimens^a

1. Dolutegravir (DTG) in combination with a nucleoside reverse-transcriptase inhibitor (NRTI) backbone is recommended as the preferred first-line regimen for people living with HIV initiating ART
 - Adults and adolescents^b (*strong recommendation, moderate-certainty evidence*)
 - Infants and children with approved DTG dosing (*conditional recommendation, low-certainty evidence*)
2. Efavirenz at low dose (EFV 400 mg) in combination with an NRTI backbone is recommended as the alternative first-line regimen for adults and adolescents living with HIV initiating ART^c (*strong recommendation, moderate-certainty evidence*)
3. A raltegravir (RAL)-based regimen may be recommended as the alternative first-line regimen for infants and children for whom approved DTG dosing is not available (*conditional recommendation, low-certainty evidence*)
4. A RAL-based regimen may be recommended as the preferred first-line regimen for neonates (*conditional recommendation, very-low-certainty evidence*)

^aSee Table 1 for ARV drug selection.

^bSee Box 2 on women and adolescent girls of childbearing potential using DTG.

^cExcept in settings with pretreatment HIV drug resistance to EFV/nevirapine (NVP) exceeding 10%.

Second-line ART regimens^a

1. DTG in combination with an optimized NRTI backbone may be recommended as a preferred second-line regimen for people living with HIV for whom non-DTG-based regimens are failing.
 - Adults and adolescents^b (*conditional recommendation, moderate-certainty evidence*)
 - Children with approved DTG dosing (*conditional recommendation, low-certainty evidence*)
2. Boosted protease inhibitors in combination with an optimized NRTI backbone is recommended as a preferred second-line regimen for people living with HIV for whom DTG-based regimens are failing (*strong recommendation, moderate-certainty evidence*)

^aTable 2 for ARV drug selection.

^bSee Box 2 on women and adolescent girls of childbearing potential using DTG.

DTG IN FIRST-LINE ART

An updated systematic review conducted in 2019 to support the guidelines reaffirmed that a first-line regimen of DTG combined with two nucleoside reverse-transcriptase inhibitors (NRTIs) leads to higher viral suppression and lower risk of discontinuing treatment and developing HIV drug resistance compared with EFV-based regimens among treatment-naive adults. DTG has other advantages over EFV, including lower potential for drug–drug interactions, more rapid viral suppression and a higher genetic barrier to developing HIV drug resistance (8,9). DTG is also active against HIV-2 infection, which is naturally resistant to EFV (10,11). However, an increased risk for sleep disorders and weight gain (Box 4) has also been detected (12,13).

The benefits and risks of using DTG at conception were assessed by reviewing the latest data from Botswana, other countries and modelling the population-level risks and benefits of DTG use among women of childbearing potential (14,15). The risk of neural tube defects associated with using DTG at conception has declined since the initial report released in May 2018 yet remains statistically significantly higher than in other ARV drug exposure groups (Box 2). Continued surveillance is needed to more definitively confirm or refute the neural tube defect signal, and several studies are ongoing to address this. A woman-centred and a rights-based approach should be applied to antiretroviral delivery. Women should be provided with information about benefits and risks to make an informed choice regarding the use of DTG or other ART (Box 3).

Box 2: Updates on the risk of neural tube defects among infants born to women exposed to DTG before conception or early in pregnancy

Although the prevalence of neural tube defects associated with using DTG at conception in the Tsepamo study has declined from 0.94% (4 of 426 exposures) to 0.30% (5 of 1683 exposures), the prevalence difference remains statistically significantly higher than all other ARV drug exposure groups. A further study by the Botswana Ministry of Health and the United States Centers for Disease Control and Prevention (CDC) increased the number of birth outcome surveillance sites in Botswana, expanding the estimated coverage of births in Botswana from 72% in the Tsepamo study to 92% of all births. As of March 2019, this study had identified one additional neural tube defect with DTG ART at conception (1 of 152 exposures, 0.66%, 95% confidence interval (CI) 0.02–3.69%) versus 0 of 381 births to women receiving non-DTG ART at conception and 2 of 2328 births to women without HIV (0.09%, 95% CI 0.01–0.31%). A systematic review found only one other neural tube defect reported with DTG ART at conception, from the prospective international Antiretroviral Pregnancy Registry (1 neural tube defect in 247 DTG exposures at conception, 0.40%). However, outside Botswana, which has no national food folate fortification, most reports come from countries with national food folate fortification programmes, which significantly lower the prevalence of neural tube defects in the general population (16).

If the neural tube defect signal currently observed in Tsepamo study is confirmed, although it is three-times higher than the other populations, the absolute risk is very low, 0.30% – 1 in 1000 in the general population with potential increase to 3 in 1000, a risk difference of 2 excess neural tube defect per 1000 periconception exposures compared to EFV ART at conception. With recent data made available from expanded Ministry of Health and CDC surveillance from Botswana, the weighted estimate risk remains low at 0.36% (95% CI 0.10 – 0.62).

Data on birth outcomes, including neural tube defects, among pregnant women exposed to other integrase inhibitors are reassuring so far, although the number of prospective periconception exposures is limited and most reports come from high-resource settings with national food folate fortification. Continued surveillance is needed to more definitively confirm or refute the neural tube defect signal, and several studies are ongoing to address this.

Box 3: A woman-centred approach

Woman-centred health services involve an approach to health care that consciously adopts the perspectives of women and their families and communities. This means that health services see women as active participants in and beneficiaries of trusted health systems that respond to women's needs, rights and preferences in humane and holistic ways (with no coercion). Care is provided in ways that respect a woman's autonomy in decision-making about her health, and services must provide information and options to enable women to make informed choices. The needs and perspectives of women and their families and communities are central to providing care and to designing and implementing programmes and services. A woman-centred approach is underpinned by two guiding principles: promoting human rights and gender equality.

A human rights-based approach to ART

All ART should be prescribed using a human rights-based approach. This means that women of childbearing potential or any pregnant or breastfeeding woman receives full information about risks and benefits of ART and medical guidance that is appropriate to her situation and is supported in making voluntary choices around medical therapy initiation, continuation and adherence/retention in care, as applicable. Health workers must help women to appropriately address their health-care needs and those of their children.

Source: Consolidated guideline on sexual and reproductive health and rights of women living with HIV. Geneva: World Health Organization; 2017.

The risk–benefit models suggest that the benefits of DTG for women of childbearing potential newly initiating ART, which include greater maternal viral suppression, fewer maternal deaths, fewer sexual transmissions and fewer mother-to-child transmissions, are likely to outweigh the risks, such as adult morbidity resulting from DTG-associated weight gain and neonatal deaths among the infants of pregnant women with DTG-associated weight gain. DTG is also predicted to be more cost-effective, resulting in more disability-adjusted life-years averted at a lower cost than EFV.



Box 4: Weight Gain and new ARV use

The updated network meta-analysis for the 2019 guidelines found that there was potentially an absolute increase of between 3-5 kg in body weight in individuals receiving DTG-based regimens at 48 weeks, with low certainty evidence. The weight gain was greatest in those using TAF + FTC + DTG. Upon initiating DTG-treatments clinicians should therefore highlight the importance of a healthy diet, avoidance of tobacco, and regular exercise in attempt to manage weight.

More research is needed with patient communities and advocacy groups to understand the social implications of potential weight gain. The early response from community and women enrolled in studies who experienced weight gain while taking DTG, was that weight gain is largely viewed as a favourable outcome, but that they desired further information on the potential health implications as this becomes more available. Adequate counselling and support on the potential weight gain was clearly emphasized by the groups.

DTG is approved for use among children older than six years and weighing more than 15 kg and is widely available for children weighing at least 20 kg who can take 50mg film-coated adult tablets. DTG dosing for children weighing less than 20 kg is expected in late 2019, and a dispersible tablet for children is being developed, with approval expected in mid-2020. Among children for whom approved dosing of DTG is not available, raltegravir (RAL) is considered an effective option and is approved for use from birth. RAL successfully reduces viral load among highly viraemic infants and is safe and well tolerated among neonates and infants at high risk of infection.

Among people coinfecting with HIV and TB, the dose of DTG needs to be increased to 50 mg twice daily because of drug-drug interactions with rifampicin. This extra dose of DTG is well tolerated, with equivalent efficacy in viral suppression and recovery of CD4 cell count compared with EFV (17,18).

EFV 400 mg in first-line ART

The updated systematic review found that EFV 400 mg is better tolerated than EFV in standard dose (EFV 600 mg), with lower risk of treatment discontinuation and severe treatment-related adverse events. Regimens containing EFV 400 mg and EFV 600 mg were comparable for viral suppression, mortality and mental and nervous system adverse events.

EFV 400 mg is available in a smaller pill size and can potentially reduce treatment costs compared with EFV 600 mg; both are available as generic fixed-dose combinations.

EFV 400 mg is expected to be safe for pregnant women to use, like EFV 600 mg. Data from the Tsepamo study in Botswana show that EFV 600 mg is safer in pregnancy than lopinavir/ritonavir (LPV/r) or nevirapine (NVP)-based ART regimens at conception, with safety similar to that of DTG in terms of pregnancy outcomes and no elevated risk of neural tube defects (19). Pharmacokinetic and pharmacodynamic studies suggest that drug concentrations decline slightly with EFV 400 mg but remain within the therapeutic range and are unlikely to result in reduced efficacy (6). It is not advised to use EFV 400 mg and EFV 600 mg in settings with high levels of pretreatment HIV drug resistance.

EFV 400 mg can be co-administered with rifampicin-containing anti-TB treatment, with co-administration well tolerated and plasma concentrations maintained above the levels considered to be effective (5).

In summary, the evidence supports using DTG as a preferred first-line ARV drug for everyone living with HIV with approved dosing, including adults, pregnant women, women and adolescent girls of childbearing potential, children and people coinfecting with TB. EFV 400 mg is recommended as an alternative drug, with EFV 600 mg maintained as an option for special situations. RAL is recommended for neonates and can be considered an alternative if LPV/r solid formulations are not available for children weighing less than 20 kg (Table 1).

Health-care providers should provide women with accurate, relevant and age-appropriate information and options to enable them to make informed choices about using lifelong ART regimens (Box 3).

Table 1. Preferred and alternative first-line ART regimens

Population	Preferred first-line regimen	Alternative first-line regimen	Special circumstances
Adults and adolescents	TDF + 3TC (or FTC) + DTG ^a	TDF + 3TC + EFV 400 mg ^b	TDF + 3TC (or FTC) + EFV 600 mg ^b AZT + 3TC + EFV 600 mg ^b TDF + 3TC (or FTC) + PI/r ^b TDF + 3TC (or FTC) + RAL TAF ^c + 3TC (or FTC) + DTG ABC + 3TC + DTG ^a
Children	ABC + 3TC + DTG ^d	ABC + 3TC + LPV/r ABC + 3TC + RAL ^e TAF + 3TC (or FTC) + DTG ^f	ABC + 3TC + EFV (or NVP) AZT + 3TC + EFV ^g (or NVP) AZT + 3TC + LPV/r (or RAL)
Neonates	AZT + 3TC + RAL ^h	AZT + 3TC + NVP	AZT + 3TC + LPV/r ⁱ

3TC: lamivudine; ABC: abacavir; AZT: zidovudine; DTG: dolutegravir; EFV: efavirenz; FTC: emtricitabine; LPV/r: lopinavir/ritonavir; NVP: nevirapine; PI/r: protease inhibitor boosted with ritonavir; RAL: raltegravir; TAF: tenofovir alafenamide; TDF: tenofovir disoproxil fumarate.

^aEffective contraception should be offered to adult women and adolescent girls of childbearing age or potential. DTG can be prescribed for adult women and adolescent girls of childbearing age or potential who wish to become pregnant or who are not otherwise using or accessing consistent and effective contraception if they have been fully informed of the potential increase in the risk of neural tube defects (at conception and until the end of the first trimester). If women identify pregnancy after the first trimester, DTG should be initiated or continued for the duration of the pregnancy (Box 2).

^bEFV-based ART should not be used in settings with national estimates of pretreatment resistance to EFV of 10% or higher. DTG-based ART is preferred, and if DTG is unavailable, a boosted PI-based regimen should be used. The choice of PI/r depends on programmatic characteristics.

^cTAF may be considered for people with established osteoporosis and/or impaired kidney function.

^dFor age and weight groups with approved DTG dosing.

^eRAL should be used as an alternative regimen only if LPV/r solid formulations are not available.

^fFor age and weight groups with approved TAF dosing.

^gEFV should not be used for children younger than three years of age.

^hNeonates starting ART with an RAL-based regimen should transition to an LPV/r solid formulation as soon as possible.

ⁱLPV/r syrup or granules can be used if starting after two weeks of age.



DTG in second-line ART

The updated evidence reviews assessed the efficacy and safety of DTG in combination with an optimized NRTI backbone for people for whom a non-DTG-based first-line regimen has failed. The analysis confirmed the 2018 recommendations, showing that DTG is generally safer and more effective than protease inhibitor (PI)-based second-line regimens.

Taken together with other advantages, including lower cost, less potential for drug–drug interactions, lower pill burden and availability in once-daily fixed-dose combinations, DTG is recommended as the preferred ARV drug for second-line ART among adults, adolescents and children for whom a non-DTG-based first-line regimen has failed. For those taking a first-line regimen containing DTG that has failed, a boosted PI-containing regimen should be used (Table 2).

Table 2. Preferred and alternative second-line ART regimens

Population	Failing first-line regimen	Preferred second-line regimen	Alternative second-line regimens
Adults and adolescents ^a	TDF ^b + 3TC (or FTC) + DTG ^c	AZT + 3TC + ATV/r (or LPV/r)	AZT + 3TC + DRV/r ^d
	TDF + 3TC (or FTC) + EFV (or NVP)	AZT + 3TC + DTG ^c	AZT + 3TC + ATV/r (or LPV/r or DRV/r) ^d
	AZT + 3TC + EFV (or NVP)	TDF ^b + 3TC (or FTC) + DTG ^c	TDF ^b + 3TC (or FTC) + ATV/r (or LPV/r or DRV/r) ^d
Children and infants	ABC + 3TC + DTG ^e	AZT + 3TC + LPV/r (or ATV/r ^f)	AZT + 3TC + DRV/r ^g
	ABC (or AZT) + 3TC + LPV/r	AZT (or ABC) + 3TC + DTG ^e	AZT (or ABC) + 3TC + RAL
	ABC (or AZT) + 3TC + EFV	AZT (or ABC) + 3TC + DTG ^e	AZT (or ABC) + 3TC + LPV/r (or ATV/r ^f)
	AZT + 3TC + NVP	ABC + 3TC + DTG ^e	ABC + 3TC + LPV/r (or ATV/r ^f or DRV/r ^g)

3TC: lamivudine; ABC: abacavir; ATV/r: atazanavir/ritonavir; AZT: zidovudine; DRV/r: darunavir/ritonavir; DTG: dolutegravir; EFV: efavirenz; FTC: emtricitabine; LPV/r: lopinavir/ritonavir; NVP: nevirapine; RAL: raltegravir; TDF: tenofovir disoproxil fumarate.

^aSequencing if PIs are used in first-line ART: ATV/r (or LPV/r or DRV/r depending on programmatic considerations) + TDF + 3TC (or FTC) and then AZT + 3TC + DTG in second-line ART.

^bEffective contraception should be offered to adult women and adolescent girls of childbearing age or potential. DTG can be prescribed for adult women and adolescent girls of childbearing age or potential who wish to become pregnant or who are not otherwise using or accessing consistent and effective contraception if they have been fully informed of the potential increase in the risk of neural tube defects (at conception and until the end of the first trimester). If women identify pregnancy after the first trimester, DTG should be initiated or continued for the duration of the pregnancy (Box 2).

^cTAF (tenofovir alafenamide) can be used as an alternative NRTI in special situations for adults and adolescents.

^dRAL + LPV/r can be used as an alternative second-line ART regimen for adults and adolescents.

^eThe European Medicines Agency currently only approves DTG for children weighing at least 15 kg and more widely for children weighing more than 20 kg who can take adult 50-mg film-coated tablets. Studies are ongoing to determine dosing for younger children, with approval expected in early 2020, but the 2016 WHO recommendations for second-line ART still hold (PI-based for children for whom NNRTIs have failed and RAL for children for whom LPV/r has failed). TAF (tenofovir alafenamide) can be used as an alternative NRTI in children weighing at least 25 kg.

^fATV/r can be used as an alternative to LPV/r for children older than three months, but the limited availability of suitable formulations for children younger than six years, the lack of a fixed-dose formulation and the need for separate administration of the ritonavir booster should be considered when choosing this regimen.

^gDRV should not be used for children younger than three years and should be combined with appropriate dosing of ritonavir.

Transition to DTG and EFV 400 mg in national HIV programmes

More than 1 million people living with HIV are currently using DTG in low- and middle-income countries. Botswana, Brazil, Kenya, Nigeria and Uganda have started adopting DTG as a preferred first-line option at scale using different eligibility criteria. By early 2019, more than 75 low- and middle-income countries have included DTG in their national guidelines and more than 35 low- and middle-income countries have started procurement; many are expecting to receive their first shipments of DTG-containing formulations from generic manufacturers.

Multiple suppliers are capable of manufacturing DTG as a single product and as part of a fixed-dose combination and have already begun expanding capacity to cope with the increased demand. No shortfalls in manufacturing capacity are currently anticipated, although countries should undertake effective supply planning.

Kenya, Zambia and Zimbabwe have transitioned from EFV 600 mg to EFV 400 mg, and about 1.7 million people living with HIV are currently receiving TDF + 3TC + EFV 400 mg. More than 25 countries have included regimens containing EFV 400 mg in their national guidelines, and according to the Global Fund to Fight AIDS, Tuberculosis and Malaria, 18 countries have established procurement processes for TDF + 3TC + EFV 400 mg in 2019.




Clinical and implementation considerations

The risk of drug–drug interactions is low, but DTG cannot be used with certain anticonvulsants (such as phenytoin and phenobarbital) and should not be co-administered with cation-containing antacids (such as calcium and magnesium), laxatives and multivitamin supplements because of the risk of chelation resulting in subtherapeutic DTG levels. If co-administration cannot be avoided, DTG should be administered two hours before or six hours after taking medicines containing polyvalent cations (20).

HIV programmes should plan carefully to ensure that DTG supply is available to meet the anticipated demand; a phased approach to implementation is recommended. Several countries have adopted approaches to start transitioning to DTG among people initiating first-line ART and/or those already receiving first-line NNRTI-based ART who cannot tolerate or are contraindicated for NNRTIs. Sufficient buffer stocks of existing and new regimens should be ensured throughout the transition period.

Not all countries can transition at the same time or speed. Some countries have limited capacity to develop and manage multiple implementation polices. Several clinical, operational and programmatic factors need to be considered (Fig. 1). Implementing partners have developed specific toolkits and checklists to guide countries during the transition (21,22).

Fig 1. Major factors that can influence the transition to DTG

Clinical and epidemiological	Commodities	Programme and policy
 <ul style="list-style-type: none"> • % of HIV+ women with HIV of childbearing potential • % of people with HIV using suboptimal first- line regimens (such as NVP and PI/r) • Availability of second- and third-line options • % of pre-treatment drug resistance to NNRTIs 	 <ul style="list-style-type: none"> • Stocks of EFV and DTG • Access to contraceptive options • Access to viral load testing • Availability of fixed-dose combinations and stand-alone formulations • Availability of generic formulations 	 <ul style="list-style-type: none"> • Inclusion in national guidelines • Supply chain capacity • Capacity building and training of health-care providers • Translating the policy to community • Toxicity monitoring and systems for monitoring safety in pregnancy

An important consideration is how to transition people who are stable on ART to a DTG-based regimen (Tables 3 and 4). Since transitioning to optimal regimens may provide clinical and programmatic benefits, countries have widely considered this approach. Routine viral load monitoring should be encouraged as good practice in accordance with WHO recommendations, but viral load testing should not be a requirement for transitioning to optimal regimens. However, viral load testing could be given priority after the change in regimen for people who had no viral load testing before switching. If countries adopt ARV drug substitution in the absence of viral load testing, closely monitoring population-level viral load and drug resistance surveillance are encouraged.

Transition to DTG and other optimal formulations for children is supported by the 2019 WHO dosing annex and the 2018 optimal ARV formulary and limited use list (23). Guidance on how to best transition to optimal formulations is also provided by partners of the ARV Procurement Working Group, which continues to facilitate pooled procurement and supply of ARV drugs for children in low- and middle-income countries (24).

Other key interventions to reinforce during transition include active surveillance of emerging toxicity issues and adherence counselling and support.



Table 3. Considerations for transition to TDF + 3TC + DTG among adults and adolescents

Treatment transition scenario	Preferred approach	Comments
DTG for people living with HIV initiating ART		
Adults and adolescents ^a	Initiate TDF + 3TC + DTG	<ul style="list-style-type: none"> • Potential risk of neural tube defects among infants exposed to DTG during the conception period • Women not using or accessing contraception or who want to be pregnant can use DTG or EFV based on informed choice of the risks and benefits of each regimen
Pregnant and breastfeeding women ^b	Initiate TDF + 3TC + DTG	<ul style="list-style-type: none"> • Possibility of conception during breastfeeding remains
TB coinfection	Initiate TDF + 3TC + DTG (DTG dose adjustment needed)	<ul style="list-style-type: none"> • DTG 50 mg twice daily if rifampicin is being used as the anti-TB regimen
DTG for people living with HIV already using a first-line ART regimen		
Clinical or immune failure or viral load not suppressed	Switch to AZT + 3TC + DTG or PI/r ^c	<ul style="list-style-type: none"> • No evidence to support the efficacy of DTG when used in combination with an inactive NRTI backbone • Provide adherence support
Viral load suppressed	Substitution to TDF + 3TC + DTG may be considered according to national recommendations	<ul style="list-style-type: none"> • Substitution should be considered in the context of drug supply and patient choice • Substitution may confer new side-effects and interfere with adherence • DTG regimens may be more durable in the long term
Clinically and immunologically stable ^d and viral load unknown	Give priority to viral load testing or consider other programmatic or clinical indications for substitution to DTG based ART	<ul style="list-style-type: none"> • No evidence to support the efficacy of DTG when used in combination with an inactive NRTI backbone • provide adherence support
Stable ^d on suboptimal first-line ART regimens	Substitute to TDF + 3TC + DTG	<ul style="list-style-type: none"> • Substitution may confer new side-effects. • Provide adherence support

3TC: lamivudine; AZT: zidovudine; DTG: dolutegravir; EFV: efavirenz; NRTI: nucleoside reverse-transcriptase inhibitor; PI/r: protease inhibitor boosted with ritonavir; TDF: tenofovir disoproxil fumarate; TB: tuberculosis.

^aEffective contraception should be offered to adult women and adolescent girls of childbearing age or potential. DTG can be prescribed for adult women and adolescent girls of childbearing age or potential who wish to become pregnant or who are not otherwise using or accessing consistent and effective contraception if they have been fully informed of the potential increase in the risk of neural tube defects (at conception and until the end of the first trimester).

^bIf women identify pregnancy after the first trimester, DTG should be initiated or continued for the duration of the pregnancy.

^cAfter adherence check and persistent detectable viral load.

^dDefined as stable based on national guidelines.

Table 4. Considerations for transition to optimal ART regimens for children who are considered stable on ART based on national guidelines


Current regimen	Weight	Optimal regimen for transition	Considerations
AZT + 3TC + NVP	<20 kg	ABC + 3TC + LPV/r	If stable, children can be transitioned to DTG when they reach 20 kg
AZT + 3TC + EFV	20–30kg	ABC + 3TC + DTG	If stable, children can be transitioned to TDF + 3TC + DTG when they reach 30 kg
ABC + 3TC + NVP	> 30 kg	TDF + 3TC + DTG	–
ABC + 3TC + EFV	<20 kg	No change until they reach 20 kg unless treatment failure occurs	Transition to optimal regimens for these children is of value once they reach 20 kg and DTG can be used maintaining once-daily administration
	20–30 kg	ABC + 3TC + DTG	If stable, children can be transitioned to TDF + 3TC + DTG when they reach 30 kg
	> 30 kg	TDF + 3TC + DTG	–
ABC + 3TC + LPV/r AZT + 3TC + LPV/r	<20 kg	No change until they reach 20 kg unless treatment failure occurs	Ensure the use of tablets as soon as possible to reduce pill burden. Transition from AZT + 3TC + LPV/r to ABC + 3TC + LPV/r can also be considered to reduce the pill burden and preserve the antiviral advantage of NRTI's sequencing
	20–30kg	ABC + 3TC + DTG	If stable, children can be transitioned to TDF + 3TC + DTG when they reach 30 kg
	> 30kg	TDF + 3TC + DTG	–


3TC: lamivudine; ABC: abacavir; AZT: zidovudine; DTG: dolutegravir; EFV: efavirenz; LPV/r: lopinavir/ritonavir; NRTI: nucleoside reverse-transcriptase inhibitor; NVP: nevirapine; TDF: tenofovir disoproxil fumarate.



REFERENCES

- Updated recommendations on first-line and second-line antiretroviral regimens and post-exposure prophylaxis and recommendations on early infant diagnosis of HIV: interim guidelines: supplement to the 2016 consolidated guidelines on the use of antiretroviral drugs for treating and preventing HIV infection. Geneva: World Health Organization; 2018 (<https://apps.who.int/iris/handle/10665/277395>, accessed 10 July 2019).
- Zash R, Makhema J, Shapiro RL. Neural-tube defects with dolutegravir treatment from the time of conception. *N Engl J Med*. 2018;378:979–81.
- Potential safety issue affecting women living with HIV using dolutegravir at the time of conception. Geneva: World Health Organization; 2018 (https://www.who.int/medicines/publications/drugalerts/Statement_on_DTG_18May_2018final.pdf), accessed 10 July 2019.
- Wang X, Cerrone M, Ferretti F, Castrillo N, Maartens G, McClure M et al. Pharmacokinetics of dolutegravir 100 mg once daily with rifampicin. *Int J Antimicrob Agents*. 2019 doi: 10.1016/j.ijantimicag.2019.04.009. [Epub ahead of print].
- Cerrone M, Wang X, Neary M, Weaver C, Fedele S, Day-Weber I et al. Pharmacokinetics of efavirenz 400 mg once daily coadministered with isoniazid and rifampicin in human immunodeficiency virus–infected individuals. *Clin Infect Dis*. 2018;68:446–52.
- Lamorde M, Wang X, Neary M, Bisdomini E, Nakalema S, Byakika-Kibwika P et al. Pharmacokinetics, pharmacodynamics, and pharmacogenetics of efavirenz 400 mg once daily during pregnancy and post-partum. *Clin Infect Dis*. 2018;67:785–90.
- Guidelines on the public health response to pretreatment HIV drug resistance: supplement to the 2016 consolidated guidelines on the use of antiretroviral drugs for treating and preventing HIV infection: second edition June 2016. Geneva: World Health Organization; 2017 (<https://www.who.int/hiv/pub/guidelines/hivdr-guidelines-2017/en>, accessed 10 July 2019).
- Cottrell ML, Hadzic T, Kashuba AD. Clinical pharmacokinetic, pharmacodynamic and drug-interaction profile of the integrase inhibitor dolutegravir. *Clin Pharmacokinet*. 2013;52:981–94.
- Llibre JM, Pulido F, García F, Garcia Deltoro M, Blanco JL, Delgado R. Genetic barrier to resistance for dolutegravir. *AIDS Rev*. 2015;17:56–64.
- Smith RA, Raugi DN, Pan C, Sow PS, Seydi M, Mullins JI et al. In vitro activity of dolutegravir against wild-type and integrase inhibitor-resistant HIV-2. *Retrovirology*. 2015;12:10.
- Treviño A, Cabezas T, Lozano AB, García-Delgado R, Force L, Fernández-Montero JM et al. Dolutegravir for the treatment of HIV-2 infection. *J Clin Virol*. 2015;64:12–5.
- Vitoria M, Hill A, Ford N, Doherty M, Clayden P, Venter F et al. The transition to dolutegravir and other new antiretrovirals in low- and middle-income countries – what are the issues? *AIDS*. 2018; 32:1551–61.
- Hill A, Waters L, Pozniak A. Are new antiretroviral treatments increasing the risks of clinical obesity? *J Virus Erad*. 2019;5:e45–7.
- Dugdale CM, Ciaranello AL, Bekker L-G, Stern ME, Myer L, Wood R et al. Risks and benefits of dolutegravir-and efavirenz-based strategies for South African women with HIV of child-bearing potential: a modeling study. *Ann Intern Med*. 2019;170:614–25.
- Phillips AN, Venter F, Havlir D, Pozniak A, Kuritzkes D, Wensing A et al. Risks and benefits of dolutegravir-based antiretroviral drug regimens in sub-Saharan Africa: a modelling study. *Lancet HIV*. 2019;6:e116–27.
- Atta CA, Fiest KM, Frolkis AD, Jette N, Pringsheim T, St Germaine-Smith C et al. Global birth prevalence of spina bifida by folic acid fortification status: a systematic review and meta-analysis. *Am J Public Health*. 2016;106:e24–34.
- Dooley KE, Sayre P, Borland J, Purdy E, Chen S, Song I et al. Safety, tolerability, and pharmacokinetics of the HIV integrase inhibitor dolutegravir given twice daily with rifampin or once daily with rifabutin: results of a phase 1 study among healthy subjects. *J Acquir Immune Defic Syndr*. 2013;62:21–7.
- Dooley KE, Kaplan R, Mwelase N, Grinsztejn B, Ticona E, Lacerda M et al. Dolutegravir-based antiretroviral therapy for patients co-infected with tuberculosis and HIV: a multicenter, noncomparative, open-label, randomized trial. *Clin Infect Dis*. 2019 doi: 10.1093/cid/ciz256. [Epub ahead of print].
- Zash R, Jacobson DL, Diseko M, Mayondi G, Mmalane M, Essex M et al. Comparative safety of antiretroviral treatment regimens in pregnancy. *JAMA Pediatr*. 2017;171:e172222.
- HIV drug interactions [online database]. Liverpool: University of Liverpool; 2018 (<https://www.hiv-druginteractions.org>, accessed 10 July 2019).
- ARV transition readiness assessment for country program managers. New York: ICAP at Columbia University; 2018 (https://optimize.icap.columbia.edu/wp-content/uploads/2018/07/Country-Readiness-Assessment_Optimize.pdf, accessed 10 July 2019).
- HIV new product introduction guide. Boston: Clinton Health Access Initiative, 2017 (<https://clintonhealth.app.box.com/s/1kshjlcxrss8l37g7onpf4jj5te1dcxc>, accessed 10 July 2019).
- The 2018 optimal formulary and limited-use list for paediatric ARVs. Geneva: World Health Organization; 2018 (<https://apps.who.int/iris/bitstream/handle/10665/273153/WHO-CDS-HIV-18.15-eng.pdf?ua=1>, accessed 10 July 2019).
- Transitioning to an optimal paediatric ARV formulary: implementation considerations. Geneva, Switzerland: World Health Organization; 2018. (<https://apps.who.int/iris/bitstream/handle/10665/273152/WHO-CDS-HIV-18.16-eng.pdf?ua=1>, accessed 10 July 2019).





For more information, contact:

World Health Organization
Department of HIV/AIDS
20, avenue Appia
1211 Geneva 27
Switzerland

E-mail: hiv-aids@who.int

www.who.int/hiv